



ANUH PHARMA LTD.

Registered Office : 3-A, Shivsagar Estate, North Wing,
Dr. Annie Besant Road, Worli, Mumbai - 400018 INDIA.
Tel. : +91-22-6622 7575 • **Fax :** +91-22-6622 7600 / 7500
Email : anuh@sk1932.com • **CIN :** L24230MH1960PLC011586
Web: www.anuhpharma.com

Date: 17th November, 2025

To,
The Manager (Listing)
BSE Limited
Phiroze Jeejeebhoy Towers,
Dalal Street, Fort, Mumbai - 400 001
BSE Scrip Code: 506260

To,
Listing Compliance Department
National Stock Exchange of India Limited
Exchange Plaza, Plot No. C/1, G Block,
Bandra-Kurla Complex,
Bandra (E), Mumbai – 400051
NSE Symbol: ANUHPHR; Series: EQ

Sub: Investor Presentation – Q2 FY 2025-26

Dear Sir/Madam,

With reference to the subject mentioned above and pursuant to Regulation 30 of SEBI (Listing Obligations and Disclosure Requirements) Regulations, 2015, please find attached herewith Investor Presentation for Q2 FY 2025-26.

This intimation is also being uploaded on the Company's website at www.anuhpharma.com.

Kindly take the above on your records.

Thanking you,

Yours faithfully,

FOR ANUH PHARMA LIMITED

MANAN VADHAN
COMPANY SECRETARY & COMPLIANCE OFFICER

Encl: As above



We Serve Since 1932

Factory : E-17/3, E-17/4 & E-18, M.I.D.C., Tarapur, BOISAR, Dist. Palghar - 401 506, INDIA. **Tel.:** +91-7410055574 / 75



ANUH PHARMA LTD.

Investor Presentation FY2026 (Nov-25)

BSE Scrip Code: 506260

Bloomberg Code: ANUH IN

Reuters

Code: ANUH.BO

www.anuhpharma.com

Safe Harbor Statement



This presentation may include certain “forward looking statements”, based on current expectations, within the meaning of applicable laws and regulations. Actual results may differ and the Company does not guarantee realization of these statements.

The Company also disclaims any obligation to revise any forward-looking statements. The readers may use their own judgment and are advised to make their own calculations before deciding on any matter based on the information given herein.

No part of this presentation may be reproduced, quoted or circulated without prior written approval from Anuh Pharma Limited.




Table of content

01

H1 FY 2026 & H1 FY 2025 HIGHLIGHTS

02

COMPANY OVERVIEW

03

INFRASTRUCTURE

04

FUTURE OUTLOOK

05

CORPORATE SOCIAL RESPONSIBILITY



01

H1 FY 2026 & H1 FY 2025 HIGHLIGHTS

Message from Joint MD



It is our pleasure to present the performance of Anuh Pharma Ltd. for the first half of FY 2025, covering the period April to September.

The first half was eventful, with notable progress in operational efficiency and capacity expansion. We achieved an increase in sales and added new products to strengthen our portfolio. Continued investments were made in compliance, product quality, and long-term growth drivers.

This review will cover our financial performance, key operational updates, progress on strategic initiatives, and the outlook for the second half.

Our commitment remains focused on delivering sustainable growth, enhancing reliability for our customers, and creating value for all stakeholders.

Financial performance:

Particulars	H1 FY 2025	H1 FY 2024	Variance
Revenue	376.73 Cr	310.98 Cr	21.14%
Gross margin	75.20 Cr	73.43 Cr	2.42%
EBIDTA	20.87 Cr	30.46 Cr	(31.47)
PBT	20.87 Cr	30.46 Cr	(31.47)

Key Reasons for EBITDA Decline:

- Lower sales of certain high-margin products compared to the previous year resulted in reduced contribution, with expected recovery in the second half.
- Non-recurring maintenance expenses impacted profitability during the period.
- Adverse currency movements led to unrealised and realised losses affecting margins.

Message from Joint MD



We expect to see a clear revival in margins in H2 as operational efficiencies improve and high-margin products regain momentum. With better capacity utilisation, stabilising input costs, and stronger customer offtake, we remain confident of meeting our budgeted revenue for the year. We also anticipate a meaningful recovery in overall profitability as these factors converge in the second half.

key operational updates:

- Added a new intermediate block, taking us to 2 intermediate blocks and 9 API blocks, with total reactor capacity now at 240 KL.
- Increased effluent treatment capacity from 100 KL/day to 150 KL/day to support higher production volumes.
- Commissioned new solar power capacity to support cleaner energy use and reduce operational costs.

Strategic initiatives:

- Focused push in Matured Markets supported by the recent appointment of a dedicated CMO to accelerate growth and customer engagement.
- R&D efforts are progressing well with a focused pipeline in diabetic care, anticoagulant therapies, and next-generation anti-malarials. We are also actively advancing select CDMO opportunities to strengthen long-term innovation and strategic partnerships.

We remain confident that H2 will deliver stronger volume traction, improved margins, and a return to our planned growth trajectory, keeping us on course to achieve our full-year estimates.

We sincerely thank our investors, partners, and employees for their continued trust and support.

Thank you.

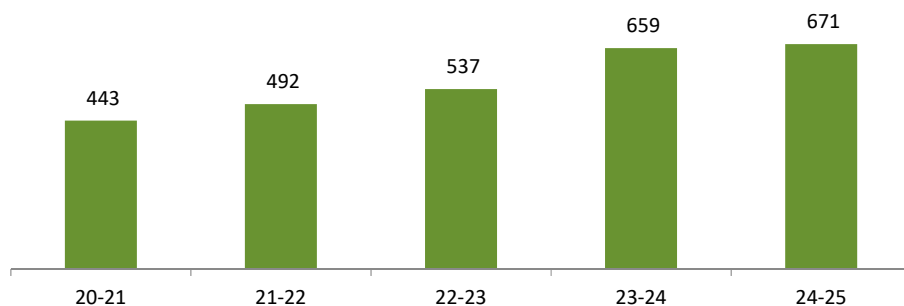
Ritesh Shah (Joint MD)

Vivek Shah (Joint MD)

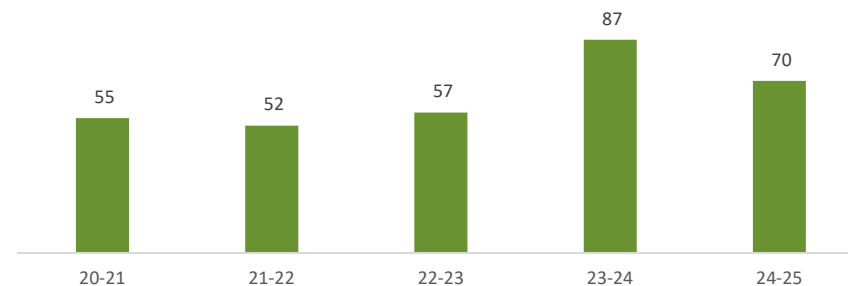
Financial performance highlights (last 5 years)



Total Revenue (INR in Cr.)

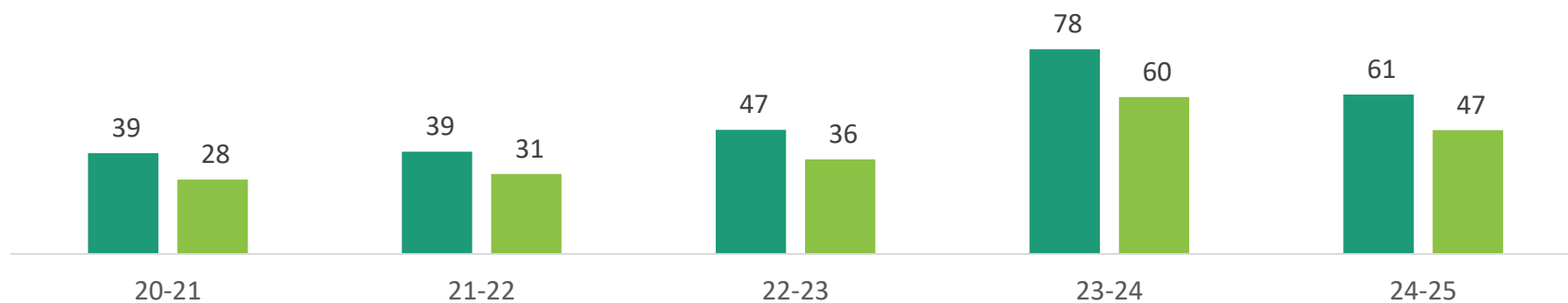


EBITDA (INR in Cr.)



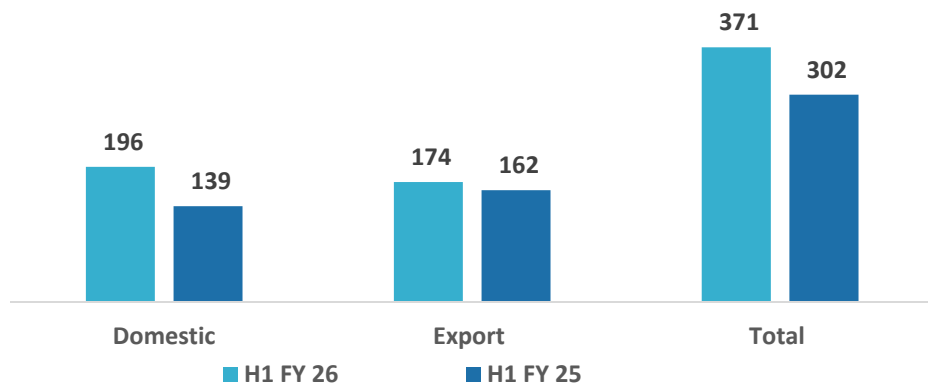
PBT (INR in Cr.)

PAT (INR in Cr.)

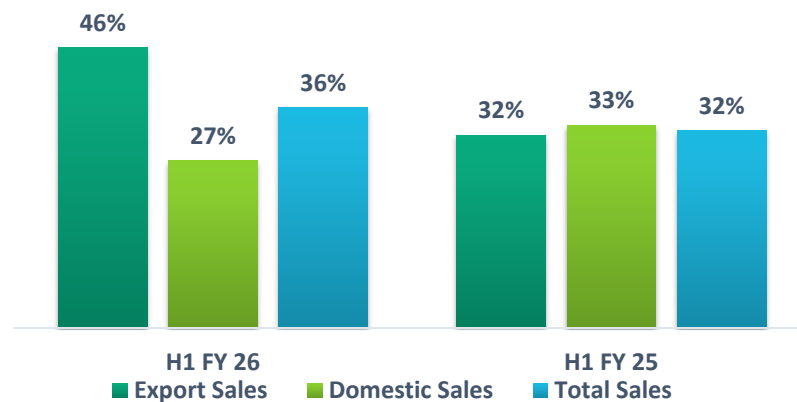


Business mix revenue contribution

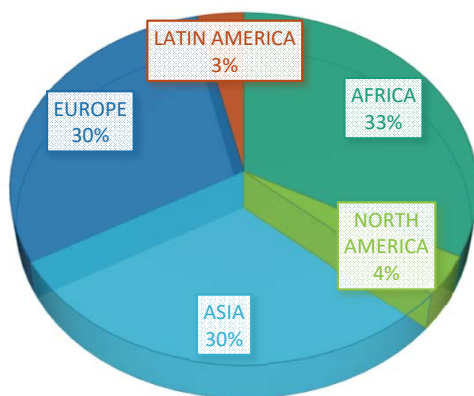
Revenue Split (Rs. In Cr.)



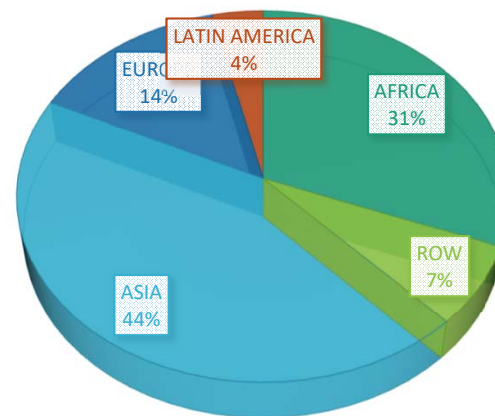
Top 5 customers contribution



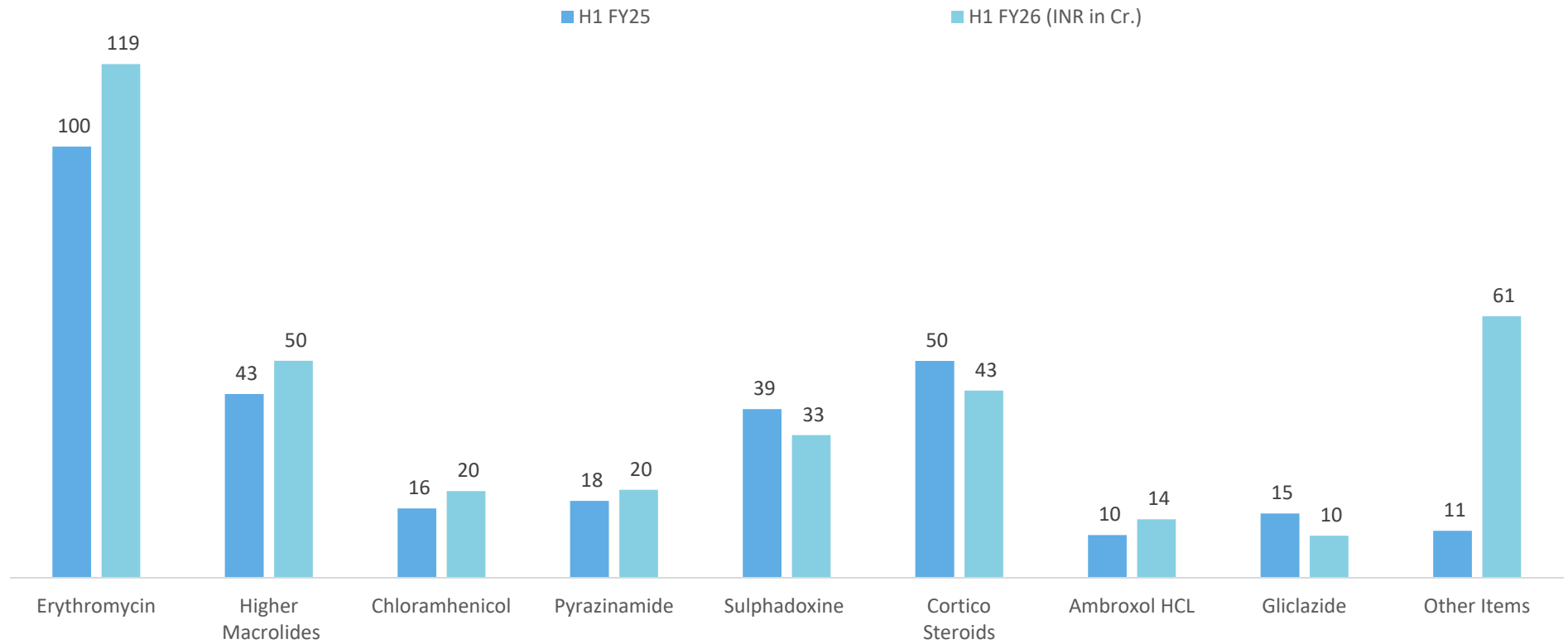
GEOGRAPHICAL EXPORT SALES H1 FY26



GEOGRAPHICAL EXPORT SALES H1 FY25



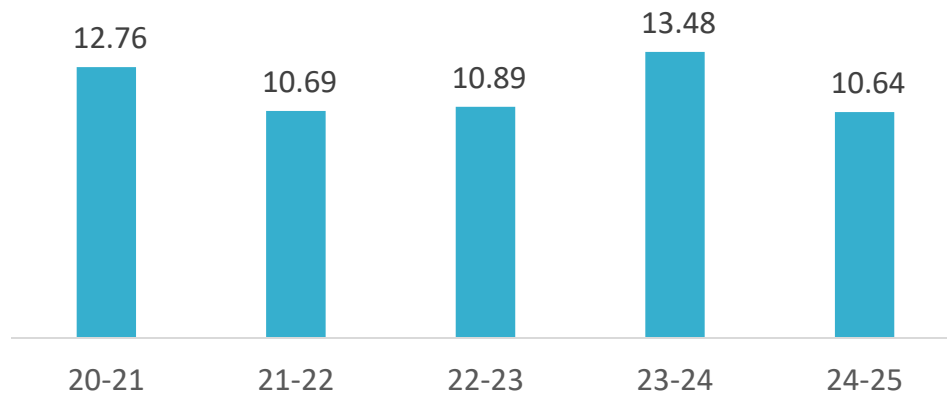
Product mix revenue contribution



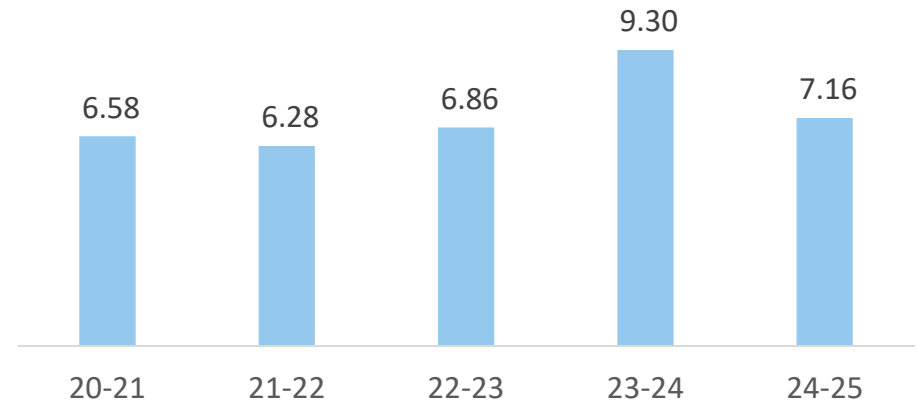
Track Record



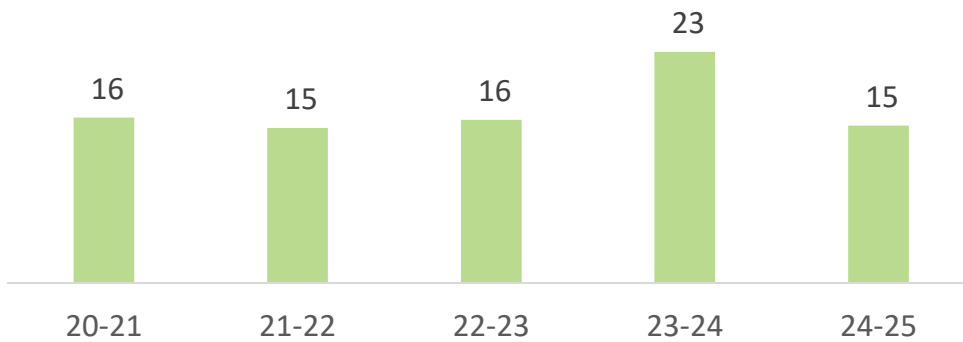
EBITDA Margin %



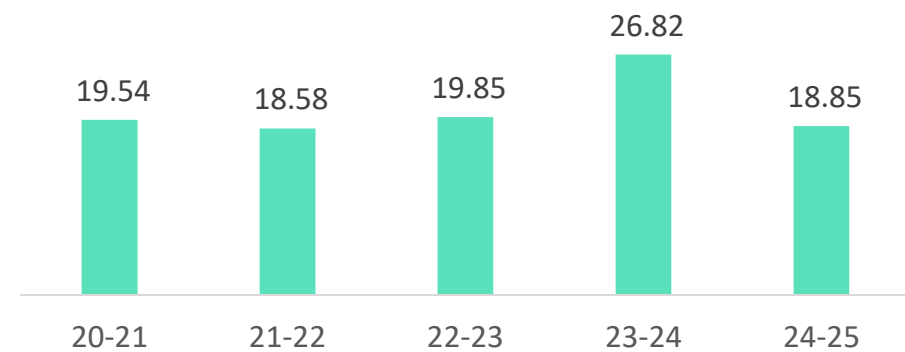
Net Profit Margin %



ROE (%)



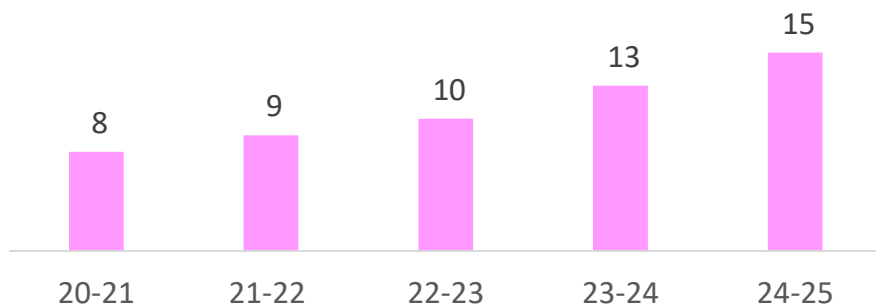
ROCE (%)



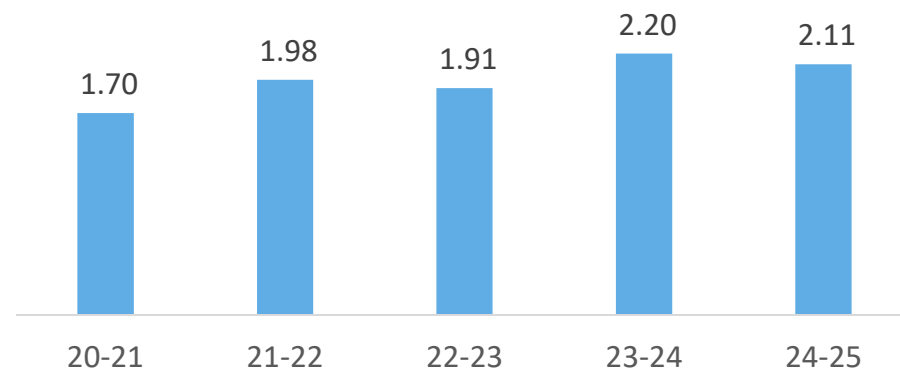
Track Record



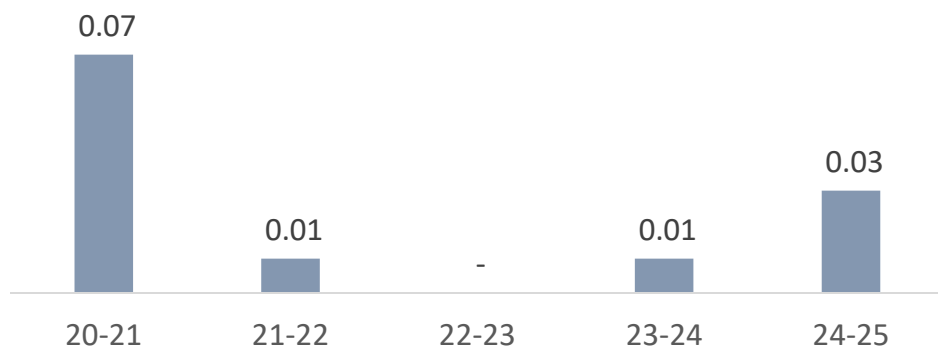
Outflow of Dividend (INR in Cr.)



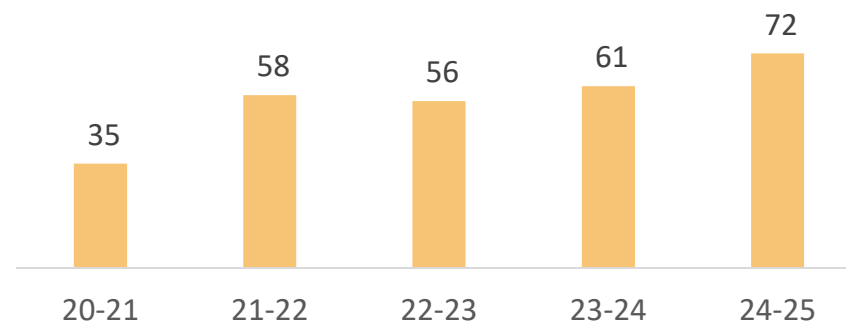
Current ratio



Debt to Equity



Net Working Capital (Days)



H1 FY 26 and H1 FY 25 Financial Performance



Rs. In Cr.

<u>Financial Highlights</u>	3 months ended 30/09/2025	3 months ended 30/06/2025	% Change QOQ	6 months ended 30/09/2025	6 months ended 30/09/2024	% Change YoY
Operating Revenue	185.88	186.48	(0.32)	372.36	303.86	22.54
Operating Profit (PBT+Dep+Other Exps)	35.51	30.73	15.53	66.24	69.59	(4.81)
% of Margin	19.10	16.48		17.79	22.90	
Other Income	0.98	3.39	(71.12)	4.37	7.12	(38.66)
EBITDA	12.86	13.68	(6.00)	26.54	34.57	(23.23)
% of Margin	6.92	7.34		7.13	11.38	
Interest	0.08	0.21	(64.19)	0.29	0.31	(6.10)
Depreciation	2.86	2.52	13.79	5.38	3.80	41.42
PBT	9.92	10.95	(9.43)	20.87	30.46	(31.47)
TAX	2.31	2.65	(12.97)	4.96	5.91	(16.05)
PAT	7.61	8.30	(8.30)	15.91	24.55	(35.18)
Reported EPS	0.76	0.83	(8.30)	1.59	2.45	(35.18)



02

COMPANY OVERVIEW

Company Overview



The Company derived ~55% of its revenues from exports in FY24-25.

The Company has strong marketing partnerships with 360 customers in over 59 countries including Europe, Mexico and South Africa.

The expansion project with state of the art manufacturing facility targeted at regulated market is completed and commercial production from the said new facility started w.e.f. 21st December, 2019.

Anuh Pharma, a bulk drug manufacturing company is part of the INR 8.5bn SK Group, which employs ~2000 people across businesses such as manufacturing of pharma formulations, trading, distribution and logistics (primarily for large MNC brands)

Anuh Pharma is one of the largest manufacturers of Macrolides and Anti-TB products in India, besides being a major player in Anti-bacterials, Anti-malarial, Anti-hypertension and Corticosteroids

The Company owns one manufacturing facility at Tarapur over 11,400 sq. mtrs of land (Incl. newly acquired plot of 7,800 sq. meters) and an R&D facility at Mahape spread over 10,000 sq.ft.

Journey So Far...



Year	Achievements
1989	Started manufacturing Erythromycin salts with capacity of 150 MTPA , followed by doubling the capacity to 300 MTPA in 1995.
2002	Received WHO-GMP for its facilities.
2006	Doubled the capacity by acquiring new plot of 1800 SQMT to expand the output capacity 600 MTPA.
2010	COS, EU/GMP approval for Erythromycin, Erythromycin ethyl succinate and Pyrazinamide.
2012	Acquired R&D assets of Invent Pharma- a Spanish Company and got DSIR approval.
2014	Received approval from COFEPRIS, Mexico for marketing its Erythromycin estolate, Erythromycin stearate and Erythromycin ethyl succinate.
2015	Received approval from COFEPRIS, Mexico for marketing its Chloramphenicol and Chloramphenicol Palmitate.
2015	WHO Geneva pre qualification authorities for sulphadoxine for human use.
2017	DMF approval received from UK MHRA for Erythromycin Stearate.
2018	Received certificate of GMP (WHO GMP) from FDA Maharashtra.
2019	Received approval from WHO- Geneva Pre qualification for Pyrazinamide and sulphadoxine.

Journey So Far...



Year	Achievements
2019	Received EU GMP for Erythromycin, Erythromycin ethyl succinate, Pyrazinamide, Pyrimethmine and Sulphadoxine from AEMPS Spain.
2019	Enhanced the capacity by acquiring new plot of 7800 SQMT to expand the output capacity by 600 MTPA.
2019	USFDA inspection passed successfully with zero 483 observation.
2020	Received approval from WHO Geneva prequalification for Pyrimethamine API
2023	Received CEP from EDQM for Sulphadoxine.
2023	Received CEP from EDQM for Azithromycin (Higher macrolides)
2023	Received CEP from EDQM for Gliclazide (Anti Diabetic)
2023	Enhanced the capacity from 1500 MTPA to 1800 MTPA
2024	Received approval from WHO- Geneva Pre qualification for Isoniazid (Anti TB)
2024	Received renewal of approval from WHO for Pyrimethmine, Isoniazid, Pyrazinamide and Sulphadoxine
2024	Received CEP from EDQM for Allopurinol (Anti gout)
2024	Received CEP from EDQM for Ambroxol HCL (expectorant cum mucolytic agent)
2024	Enhanced the capacity from 1800 MTPA to 2200 MTPA
2025	Further enhanced the capacity from 2200 MTPA to 2400 MTPA

Market leadership:

-  Erythromycin salts
-  Pyrazinamide
-  Sulfadoxine
-  Ambroxol HCL
-  Gliclazide
-  Clobetasol Propionate
-  Betamethasone Dipropionate

Competitive Advantage

- Regulatory approvals
- Environmental health and Safety Compliance (Audited and approved by Multinational companies).
- Well diversified sourcing with backward integration in key products.
- Surplus capacity available
- Financially strong
- Strong R&D capabilities

Product List



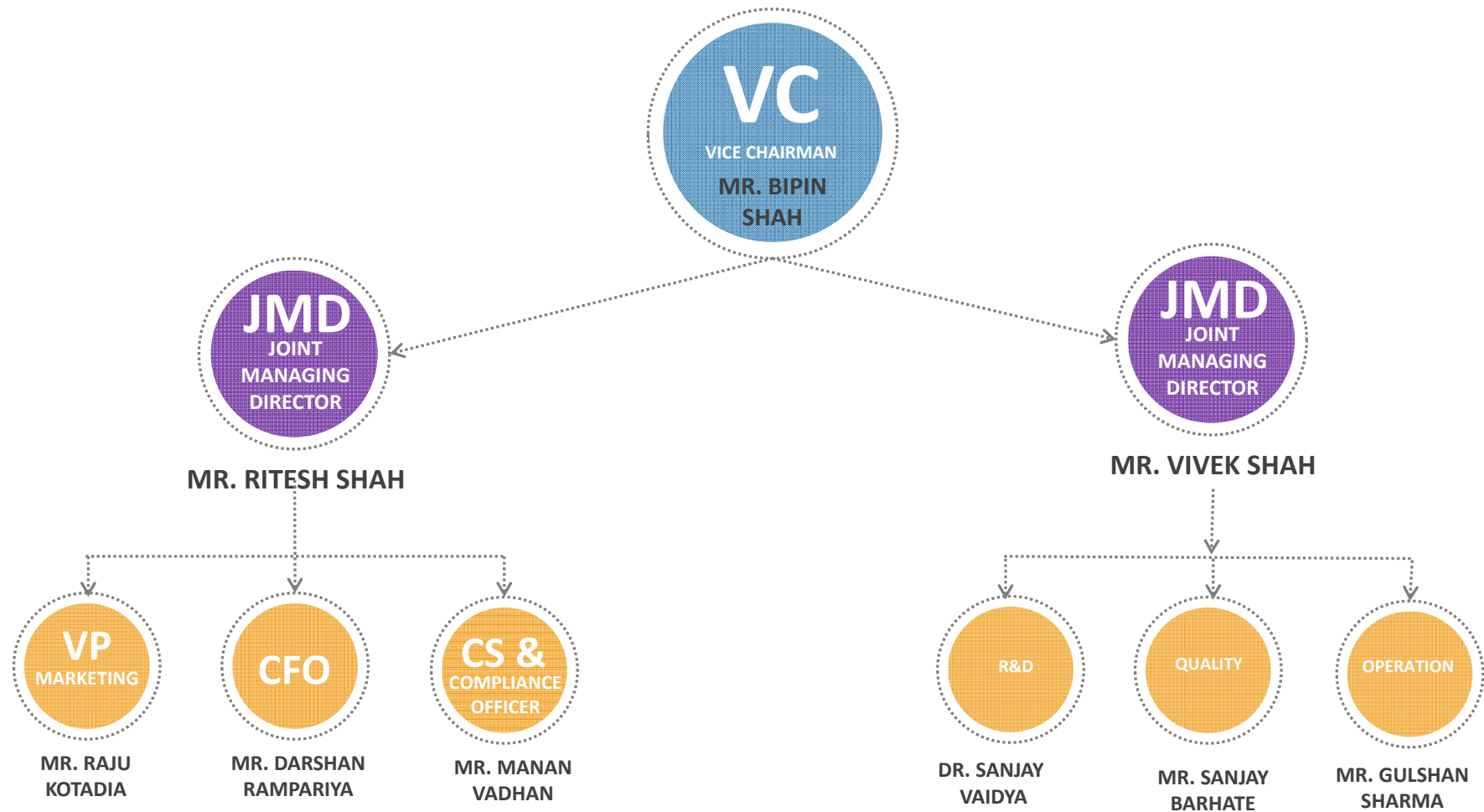
<u>Macrolides</u>	Higher Macrolides	<u>Anti Asthamatics</u>
1. Erythromycin 11,12 Carbonate	1. Azithromycin	1. Acebrophylline
2. Erythromycin Base	<u>Anti TB</u>	<u>Anti Diabetic</u>
3. Erythromycin Estolate	1. Pyrazinamide	1. Gliclazide
4. Erythromycin Propionate	2. Isoniazid	2. Vildagliptin
5. Erythromycin Ethyl Succinate	<u>Anti Bacterial</u>	3. Dapagliflozin
6. Erythromycin Phosphate	1. Chloramphenicol	<u>Antibiotic</u>
7. Erythromycin Stearate	2. Chloramphenicol Palmitate	1. Sulfadimethoxine
<u>Expectorant</u>	<u>Anti Malarial</u>	<u>Anti Gout</u>
1.Ambroxol HCL 2.Acefylline Piperazine	1. Sulfadoxine	1.Allopurinol
<u>Quinolones</u>	2. Pyrimethamine	
1.Moxifloxacin	3. Amodiquine	

Product List



Corticosteroids	
1. Beclomethasone Dipropionate	11. Prednisolone Acetate
2. Betamethasone Acetate	12. Prednisolone Sodium Phosphate
3. Betamethasone Dipropionate	13. Triamcinolone Acetonide
4. Betamethasone Sodium Phosphate	14. Triamcinolone Base
5. Betamethasone Valerate	15. Methyl Prednisolone
6. Clobetasol Propionate	
7. Deflazacort	
8. Dexamethasone Sodium Phosphate	
9. Dexamethasone Acetate	
10. Mometasone Furoate	

Key Management Personnel & Senior Management

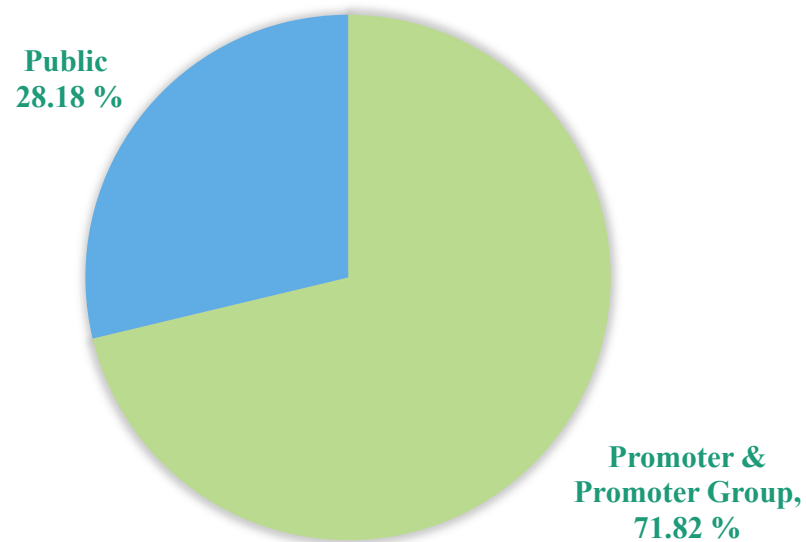


Key Management Personnel & Senior Management



Name	Designation	Profile
Mr. Arun Todarwal	Chairman	Fellow member of the ICAI and having practice since 1981. He has handled various professional assignments in India and abroad including Audits, Taxation, International Taxation, Joint Ventures, Due Diligence, Management Consultancy etc. He is well-versed on management issues. He has been a Director several large listed Corporations in India and has had major contribution as Chairman / Member of Audit Committee, Risk Management, Nomination & Remuneration, ESG/CSR, etc.
Mr. Bipin N Shah	Vice Chairman	Involved with Anuh Pharma since inception as a Managing Director. He holds Bachelors degree in Chemical Engineering; and he is also President of Thane Belapur Industries Association.
Mr. Ritesh B Shah	Joint MD	BSc. Chemistry, MBA, handled international marketing for Anuh Pharma for over 20 years, currently involved in overall management of the Company.
Mr. Vivek B Shah	Joint MD	MSc. Biotechnology; handling entire manufacturing operations and R&D since 2009.
Mr. Raju Kotadia	VP Marketing	BSc. Chemistry; part of Anuh Pharma since inception, handling overall sales management of the company.
Mr. Sanjay Barhate	VP Quality	MSc, M.Phil with chemistry, having versatile experience of 34 years in various functions of Quality at plant and corporate quality function in Bulk drug and formulation dosage forms with reputable MNC.
Mr. Darshan Rampariya	CFO	CA with 17+ years of experience in audit, taxation, corporate finance, Budgetary Controls, Internal Control System, etc.
Mr. Manan Vadhan	CS & CO	ACS with 4+ years of experience in Corporate Secretarial Compliance, Corporate action, SEBI LODR.
Dr. Sanjay Vaidya	GM R&D	25 years of rich experience in the field of industrial process research experience in API molecules.
Mr. Gulshan Sharma	GM Works	B.Tech (Chemical and Pharmaceutical) with 21+ years of experience in API and food industries having expertise in the area of Productivity, Compliance, Quality & Safety.

Latest Shareholding Pattern



Market capitalization (As on 7 th November, 2025)	INR 861 Cr.
Free float market capitalization (As on 7 th November, 2025)	INR 243 Cr.



03

INFRASTRUCTURE

State of Art manufacturing facility



- Anuh Pharma has a **EUGMP/WHO Pre qualified** approved manufacturing facility at Tarapur spread across **11,400 sq. meters** with 9 API's blocks and 2 intermediate block with total capacity of **2400 MTPA** – this includes new expanded capacity.
- With commissioning of **Zero Liquid Discharge (ZLD)** company stands with huge compliance advantage keeping environmental challenges in mind.

Manufacturing facility Photos



Manufacturing facility Photos



Manufacturing facility Photos



Manufacturing facility Photos



Manufacturing facility Photos



Other Facilities



The entire facility is equipped with latest Fire Fighting and Safety Measures.



Zero Liquid Discharge Effluent Control system for treating 100% of Generated Pollution.



100% Power Backup via dedicated power line from Power Distributor to our premises.



Adjoining office and a Training Hall for staff.



Green Belt has been provided to reduce the carbon footprint.



Dedicated Research & Development Facility



FACILITATE ACTIVITIES
THAT LEAD TO
CHARACTERIZATION AND
PROFILING OF PRODUCTS.

ANALYTICAL DEV

DEVELOP PROCESSES AND
PRODUCTS.

CHEMICAL SYNTHESIS

LAB SCALE REACTION
BATCHES TO VALIDATE
RESEARCH

PILOT PLANT

IN HOUSE R&D LAB

A dedicated 10,000 SQ. FT. facility to conduct in house experiments and improve our manufacturing process.

We have 16 scientist working at this lab.

APL

empowered by
R&D

NEW PRODUCTS & PROCESSES

Developing new products and processes for future market penetration and expanding product pipeline.

RESEARCH & EXPERIENCE

TWO VALUES FORM THE FOUNDATION OF OUR GROWTH AND SUCCESS



04

FUTURE OUTLOOK

Future Outlook – Growth Strategy



Moving forward, Anuh Pharma's growth strategy relies on market expansion, the addition of new products, and inorganic growth opportunities.

The future of Active Pharmaceutical Ingredients (API) lies in innovation and the development of complex chemistry products, with a particular focus on lifestyle drugs addressing conditions such as diabetes, hypertension, and obesity.

Leveraging the strength of our experienced team and the robust resources available in Research & Development and marketing, we are well-positioned to achieve significant growth.

The company anticipates a steady growth rate of 15-16% per annum.

Future Outlook – Product under development



Sr. No	Product Name	Therapeutic application
1)	Ticagrelor	Anti Platelet
2)	Linagliptin	Anti Diabetic
3)	Empagliflozin	Anti Diabetic
4)	Pyronaridine Tetraphosphate	Anti-Malarial
5)	Vonoprazon Fumarate	Anti-Ulcerative
6)	Ethambutol	Anti TB
7)	Piperaquine Phosphate	Anti-Malarial
8)	Dapagliflozin Amorphous	Anti Diabetic
9)	Pretomanid	Anti TB
10)	Bedaquiline Fumarate	Anti TB



05

CORPORATE SOCIAL RESPONSIBILITY

CSR Servicing Society for better tomorrow



Donated to Chhatrapati Shikshan Mandal for Building of Toilet Block for about 3200 student of the School



Donated to Churchgate Lions Service Funds for Promoting Sports for specially challenged children's



Donated to Indian Development Foundation (Project Aashayein) for education to the underprivileged children

CSR Servicing Society for better tomorrow



Donated to Indian Development Foundation (Project Dignity) for providing menstrual hygiene kits and sanitary pads for the needy girl children's



Donated to Late Shri Kantilal Manilal sonawala Charitable Trust for providing education and accommodation to the needy girls



Donated to Greensole Foundation for providing recycled footwear's and masks for the needy children's



Thank You

For specific queries please feel free to contact;
Mr. Darshan Rampariya (CFO)
darshan.r@anuhpharma.com