



ANIK INDUSTRIES LIMITED

CIN – L24118MH1976PLC136836

Corporate Office:

2/1, South Tukoganj, Behind High Court,
Indore-452 001 (M.P.), India.

Phone: 91-731-4018009/8010/Fax : 91-731-2513285

Email id.: anik@anikgroup.com

Website : www.anikgroup.com

14th November, 2025

To,
National Stock Exchange of India Ltd.
"Exchange Plaza", C-1, Block G,
Bandra-Kurla Complex, Bandra (E),
Mumbai -400051
Symbol: ANIKINDS

BSE Limited
25th Floor, New Trading Ring,
P.J. Towers, Dalal Street, Fort,
Mumbai-400001
Scrip Code: 519383

Subject: Outcome of meeting of Board of Directors held on Friday, 14th November, 2025

Dear Sir/Ma'am,

In compliance with Regulations 30 and 33 read with Para A of Part A of Schedule III of the Securities and Exchange Board of India (Listing Obligations and Disclosure Requirements) Regulations, 2015 (including any statutory modification(s), amendment(s) and re-enactment(s) thereof), this is to inform you that the Board of Directors of the Company at their meeting held on **Friday, 14th November, 2025** at the corporate office of the Company have *interalia* considered and approved the following:

1. The Unaudited Standalone & Consolidated Financial Results for the quarter and half year ended 30th September, 2025 pursuant to Regulation 33 of SEBI (Listing Obligations & Disclosure Requirements) Regulations, 2015;
2. To take note on record the Statutory Auditor's Limited Review Report for the unaudited (Consolidated and Standalone) Financial Results for the quarter ended 30th September, 2025;
3. Code of Fair Practices under SEBI (Prohibition of Insider Trading Regulations), 2015;
4. Code of Conduct pursuant to SEBI (Prohibition of Insider Trading Regulations), 2015.

A copy of said Unaudited Standalone and Consolidated Financial Results and Limited Review Report of the Auditor for the quarter and half year ended 30th September, 2025 is enclosed herewith.





ANIK INDUSTRIES LIMITED

CIN – L24118MH1976PLC136836

Corporate Office:

2/1, South Tukoganj, Behind High Court,
Indore-452 001 (M.P.), India.

Phone: 91-731-4018009/8010/Fax : 91-731-2513285

Email id.: anik@anikgroup.com

Website : www.anikgroup.com

The Meeting of the Board of Directors commenced at **06:30 PM** and concluded at **07:15PM,**

Kindly take the same on your record.

Thanking you,
Yours faithfully,

For Anik Industries Limited

Ankur Bindal
Company Secretary & Compliance Officer

Encl.: As above





Limited Review Report on Unaudited Quarterly and year to date Standalone Financial Results of the Company Pursuant to the Regulation 33 of the SEBI (Listing Obligations and Disclosure Requirements) Regulations, 2015 as amended.

To,
The Board of Directors
Anik Industries Limited

We have reviewed the accompanying statement of Standalone Unaudited Financial Results of Anik Industries Limited ("the Company") for the quarter ended 30th September 2025 and year to date result for the period from April 01, 2025 to September 30, 2025 ("the statement"), being submitted by the Company pursuant to Regulation 33 of SEBI (Listing Obligation and Disclosure Requirements) Regulations, 2015 as amended.

This statement, which is the responsibility of the Company's management and approved by the Company's Board of Directors, has been prepared in accordance with the recognition and measurement principles laid down in Indian Accounting Standard 34, Interim Financial Reporting (Ind AS 34) as prescribed under section 133 of the Companies Act, 2013 read with relevant rules issued there under and other accounting principles generally accepted in India and in compliance with Regulation 33 of the Listing Regulations. Our responsibility is to express a conclusion on these financial results based on our review.

We conducted our review of the Statement in accordance with the Standard on Review Engagement (SRE) 2410, 'Review of Interim Financial Information Performed by the Independent Auditor of the Entity', issued by the Institute of Chartered Accountants of India. This standard requires that we plan and perform the review to obtain moderate assurance as to whether the financial statement is free of material misstatement. A review is limited primarily to inquiries of company personnel and analytical procedures applied to financial data and thus provide less assurance than an audit. We have not performed an audit and accordingly, we do not express an audit opinion.

Based on our review conducted as above, nothing has come to our attention that causes us to believe that the accompanying statement of unaudited financial results prepared in accordance with the recognition and measurement principles laid down in applicable Indian Accounting Standard (Ind AS) prescribed under Section 133 of the Companies Act, 2013 read with relevant rules issued there under and other accounting principles generally accepted in India, has not disclosed the information required to be disclosed in terms of Regulation 33 of the SEBI (Listing Obligation and Disclosure Requirements) Regulations 2015 as amended, including the manner in which it is to be disclosed, or that it contains any material misstatement.

Place : INDORE
Date : 14.11.2025
UDIN : 25450290BMLARH6314



For B. Shroff & Co.
Chartered Accountant
(Firm Regn No.006514W)

(CA Pushkar Jain)
Partner
Membership No: 450290



ANIK INDUSTRIES LIMITED

CIN - L24118MH1976PLC136836

Corporate Office :

2/1, South Tukoganj, Behind High Court,

Indore - 452001 (M.P.), INDIA

Phone : +91-731-4018009-10/41

Fax : +91-731-2513285

Email : anik@anikgroup.com

Website : www.anikgroup.com

Un-audited Standalone Financial Results for the quarter and half year ended 30th September, 2025

		STANDALONE						Rs. in Lakhs
PARTICULARS		Quarter Ended			Half Year Ended		Year ended	
		30.09.2025	30.06.2025	30.09.2024	30.09.2025	30.09.2024	31.03.2025	
	(Refer Notes Below)	Unaudited	Unaudited	Unaudited	Unaudited	Unaudited	Audited	
1	Income from operations							
	(a) Net Sales / Income From Operations (Net of excise Duty)	7168.26	4776.33	2779.74	11944.59	3840.35	11637.25	
	(b) Other Operating Income	0.00	0.00	0.00	0.00	0.00	0.00	
	Total Income from operations (net)	7168.26	4776.33	2779.74	11944.59	3840.35	11637.25	
	Other Income	39.51	48.71	23.90	88.22	146.14	222.31	
	Total Revenue	7207.77	4825.04	2803.64	12032.81	3986.49	11859.56	
2	Expenses							
	a) Cost of materials consumed	0.00	0.00	0.00	0.00	32.82	32.82	
	b) Purchase of stock in trade	5984.44	5540.28	2689.17	11524.72	3538.96	11165.67	
	c) Changes in inventories of finished goods, work in progress & stock in trade	875.78	(1000.48)	(71.21)	(124.70)	(26.26)	(360.63)	
	d) Employee benefit expense	36.15	31.70	26.13	67.85	47.52	105.08	
	e) Finance Cost	13.80	13.25	20.21	27.05	20.47	54.52	
	f) Depreciation & Amortisation Expense	10.54	10.36	13.56	20.90	27.34	51.85	
	g) Other Expenditure	196.16	163.81	9.64	359.97	100.09	360.21	
	Total expenses (a) to (g)	7116.86	4758.92	2687.50	11875.78	3740.94	11409.52	
3	Profit/ (Loss) before exceptional items and tax	90.91	66.12	116.14	157.03	245.55	450.04	
4	Exceptional items	0.00	0.00	0.00	0.00	0.00	0.00	
5	Profit(+)/Loss(-) Before Tax	90.91	66.12	116.14	157.03	245.55	450.04	
6	Tax Expense							
	Current Tax	23.80	18.30	8.00	42.10	40.00	122.33	
	Excess Tax provision writtenback for earlier	0.00	0.00	0.00	0.00	0.00	0.00	
	Income Tax for earlier year	0.00	0.00	0.00	0.00	0.00	5.51	
	Deferred Tax	(7.72)	(6.40)	(2.04)	(14.12)	(17.71)	(66.10)	
7	Net Profit (+)/ Loss(-) from continuing operations	74.82	54.22	110.18	129.04	223.26	388.30	
8	Profit/ (Loss) from discontinuing operation Before tax	0.00	0.00	0.00	0.00	0.00	0.00	
9	Tax expenses of discontinuing operations	0.00						
	Current Tax	0.00	0.00	0.00	0.00	0.00	0.00	
	Deferred Tax	0.00	0.00	0.00	0.00	0.00	0.00	
10	Net Profit/ (Loss) from discontinuing operation after tax	0.00	0.00	0.00	0.00	0.00	0.00	
11	Profit/ (Loss) for the period before minority interest	74.82	54.22	110.18	129.04	223.26	388.30	
12	Share of profit/(loss) of associates	0.00	0.00	0.00	0.00	0.00	0.00	
13	Profit (loss) of Minority Interest	0.00	0.00	0.00	0.00	0.00	0.00	
14	Net profit/(loss) for the period	74.82	54.22	110.18	129.04	223.26	388.30	
15	Other Comprehensive income							
	Amount of items that will not be reclassified to profit and loss	0.25	2.25	1.00	2.50	0.50	18.97	
	Income tax relating to items that will not be reclassified to profit or loss	(0.06)	(0.63)	(0.34)	(0.70)	(0.17)	(5.28)	
	Amount of items that will be reclassified to profit and loss	0.00	0.00	0.00	0.00	0.00	0.00	
	Income tax relating to items that will be reclassified to profit or loss	0.00	0.00	0.00	0.00	0.00	0.00	



**ANIK INDUSTRIES LIMITED**

CIN - L24118MH1976PLC136836

Corporate Office :

2/1, South Tukoganj, Behind High Court,
Indore - 452001 (M.P.), INDIA

Phone : +91-731-4018009-10/41

Fax : +91-731-2513285

Email : anik@anikgroup.com

Website : www.anikgroup.com

16	Total comprehensive income	75.00	55.84	110.84	130.84	223.59	401.99
17	Other Comprehensive Income attributable to						
	Owners of the Company	0.00	0.00	0.00	0.00	0.00	0.00
	Non-controlling interests	0.00	0.00	0.00	0.00	0.00	0.00
	Total	0.00	0.00	0.00	0.00	0.00	0.00
18	Total Comprehensive income for the period attributable to	75.00	55.84	110.84	130.84	223.59	401.99
	Comprehensive income for the period attributable to owners of parent	0.00	0.00	0.00	0.00	0.00	0.00
	Total comprehensive income for the period attributable to owners of parent non-controlling interests	0.00	0.00	0.00	0.00	0.00	0.00
	Total						
19	Paid up equity share capital (FV of Rs. 10 each)	2775.35	2775.35	2775.35	2775.35	2775.35	2775.35
20	Reserves excluding revaluation Reserves as per balance sheet of previous accounting year	0.00	0.00	0.00	25738.02	0.00	25738.02
21	Earnings per share (in Rs.)						
	Earning per equity share from continue operations						
	Basic EPS for continuing operations	0.27	0.20	0.40	0.46	0.80	1.40
	Diluted EPS for continuing operations	0.27	0.20	0.40	0.46	0.80	1.40
	Earnings per equity share for discontinued operations						
	Basic EPS for discontinued operations	-	-	-	-	-	-
	Diluted EPS for discontinued operations	-	-	-	-	-	-
	Earnings per equity share						
	Basic EPS for continued and discontinued operations	0.27	0.20	0.40	0.46	0.80	1.40
	Diluted EPS for continued and discontinued operations	0.27	0.20	0.40	0.46	0.80	1.40


Notes:

1	The above results have been reviewed by the Audit Committee and approved by the Board of Directors of the Company at their meeting held on 14.11.2025 and the statutory auditors of the Company have also carried out Limited Review of the Unaudited results for the quarter and half year ended on 30.09.2025 Regulation 33 of SEBI (Listing Obligations and Disclosure Requirements) Regulations, 2015. The auditor have expressed an unmodified report on the above results.
2	These financial results has been prepared in Accordance with the Companies (Indian Accounting Standards) Rules, 2015 (IND AS), prescribed under Section 133 of Companies Act, 2013 and other recognized accounting practices and policies to the Extent Applicable.
3	Previous period/year figures have been regrouped/recasted wherever necessary, to make them comparable with current period/year figures.
4	The above financial results are available on company's website www.anikgroup.com and also on the website of Stock Exchanges i.e. www.nseindia.com and www.bseindia.com.

Date 14.11.2025

Place : Indore

For & On Behalf of Board of Directors

Manish Shahra
Managing Director
DIN: 00230392

**ANIK INDUSTRIES LIMITED**

CIN - L24118MH1976PLC136836

Corporate Office :

2/1, South Tukoganj, Behind High Court,

Indore - 452001 (M.P.), INDIA

Phone : +91-731-4018009-10/41

Fax : +91-731-2513285

Email : anik@anikgroup.com

Website : www.anikgroup.com

Segment wise Revenue, Results, Assets and Liabilities
(for the quarter and half year ended 30th September, 2025)

Rs. In Lakhs

S. No.	PARTICULARS	STANDALONE				
		Quarter Ended			Half Year Ended	
		30.09.2025 Unaudited	30.06.2025 Unaudited	30.09.2024 Unaudited	30.09.2025 Unaudited	31.03.2025 Audited
1	Segment Revenue (Net Sales/ Income)					
	a. Property Development	5.84	0.26	158.01	6.10	370.66
	b. Trading Others	7186.93	4797.65	2639.95	11984.58	3498.63
	c. Wind Power	0.00	0.00	0.00	0.00	0.00
	d. Unallocated-Others	15.00	27.13	5.68	42.13	117.20
	Net Sales / Income From Operations	7207.77	4825.04	2803.64	12032.81	3986.49
	Segment Results (Profit/ Loss before Tax and Interest)					
2	a. Property Development	13.07	(26.82)	96.60	(13.75)	198.34
	b. Trading Others	190.49	96.66	73.57	287.15	56.87
	c. Wind Power	(3.00)	(2.99)	(6.84)	(5.99)	(13.68)
	d. Unallocated-Others	(95.85)	12.50	(26.99)	(83.34)	24.49
	Total	104.71	79.36	136.35	184.07	266.02
	Less :-					
	i) Interest	13.80	13.25	20.21	27.05	20.47
	ii) Other unallocable expenditure net off	0.00	0.00	0.00	0.00	0.00
	iii) Un-allocable income	0.00	0.00	0.00	0.00	0.00
	Total Profit before Tax	90.90	66.11	116.14	157.02	245.55
3	Segment assets					
	a. Property Development	639.06	691.83	827.63	639.06	827.63
	b. Trading Others	6873.64	7376.37	10288.21	6873.64	10288.21
	c. Wind Power	156.32	160.85	199.20	156.32	199.20
	d. Unallocated-Others	23627.76	22642.73	21178.07	23627.76	21178.07
	Total	31296.78	30871.79	32493.12	31296.78	32493.11
4	Segment Liabilities					
	a. Property Development	980.24	986.70	1439.42	980.24	1439.42
	b. Trading Others	1134.63	779.51	2232.18	1134.63	2232.18
	c. Wind Power	0.00	0.00	0.00	0.00	0.00
	d. Unallocated-Others	537.70	536.38	486.54	537.70	486.54
	Total	2652.57	2302.59	4158.14	2652.57	4158.14

Date 14.11.2025

Place : Indore

For & On Behalf of Board of Directors

Manish Shakra
Managing Director
DIN: 00230392

Limited Review Report on Unaudited Quarterly and Year to date Consolidated Financial Results of the Company Pursuant to the Regulation 33 of the SEBI (Listing Obligations and Disclosure Requirements) Regulations, 2015 as amended

To
Board of Directors of
Anik Industries Limited

1. We have reviewed the accompanying Statement of consolidated financial results of **Anik Industries Limited** ("the Holding Company") and its Subsidiary ("the Holding company and its subsidiary together referred to as "the Group") for the quarter ended 30th September, 2025 and year to date from April 01, 2025 to September 30, 2025 attached herewith, being submitted by the holding company pursuant to the requirement of Regulation 33 of SEBI (Listing Obligations and Disclosure Requirements) Regulations, 2015 (Listing Regulations) (as amended).
2. This Statement, which is the responsibility of the Holding Company's management and approved by the Holding Company's Board of Directors, has been prepared in accordance with the recognition and measurement principles laid down in Indian Accounting Standard 34 'Interim Financial Reporting' ("Ind AS 34"), prescribed under Section 133 of the Companies Act, 2013, and other accounting principles generally accepted in India and in compliance with Regulation 33 of the Listing Regulations. Our responsibility is to express a conclusion on the Statement based on our review.
3. We conducted our review of the Statement in accordance with the Standard on Review Engagements (SRE) 2410 "Review of Interim Financial Information Performed by the Independent Auditor of the Entity", issued by the Institute of Chartered Accountants of India. A review of interim financial information consists of making inquiries, primarily of persons responsible for financial and accounting matters, and applying analytical and other review procedures. A review is substantially less in scope than an audit conducted in accordance with Standards on Auditing and consequently does not enable us to obtain assurance that we would become aware of all significant matters that might be identified in an audit. Accordingly, we do not express an audit opinion.

We also performed procedures in accordance with the circular issued by the SEBI under Regulation 33 (8) of the SEBI (Listing Obligations and Disclosure Requirements) Regulations, 2015, as amended, to the extent applicable

4. The Statement includes the unaudited financial information / results of the following entities
 - a. Revera Milk and Foods Private Limited (Subsidiary).
5. Based on our review conducted and procedures performed as stated in paragraph 3 above and based on the consideration of the review reports of the other auditors referred below, nothing has come to our attention that causes us to believe that the accompanying Statement, prepared in accordance with the recognition and measurement principles laid down in the aforesaid Indian Accounting Standard and other accounting principles generally accepted in India, has not disclosed the information required to be disclosed in terms of Regulation 33 of the SEBI (Listing Obligations and Disclosure Requirements) Regulations, 2015, as amended, including the manner in which it is to be disclosed, or that it contains any material misstatement.



6. a. We did not review the interim financial information of the subsidiary included in the consolidated unaudited financial results, whose interim financial information reflect total assets of Rs. 18958.90 Lakhs as at 30th September 2025, total revenues of 3.35 Lakhs and 3.35 Lakhs total net loss after tax of Rs.10.45 Lakhs and Rs. 27.96 Lakhs and total comprehensive income (loss) of Rs.(8.77) Lakhs and Rs. (26.28) Lakhs for the quarter ended 30th September 2025 and for the period from April 01, 2025 to September 30, 2025 respectively and net cash inflow of Rs. 10.21 Lakhs as considered in the consolidated unaudited financial results. These interim financial information of the subsidiary have been reviewed by other auditors whose reports have been furnished to us by the Management and our conclusion on the Statement, in so far as it relates to the amounts and disclosures included in respect of the subsidiary is based solely on the reports of the other auditors and the procedures performed by us as stated in paragraph 3 above.

Our conclusion on the Statement is not modified in respect of the above matter.

Place : INDORE
Date : 14.11.2025
UDIN : 25450290BMLARI3659



For B. Shroff & Co.
Chartered Accountant
(Firm Regn No.006514W)

(CA Pushkar Jain)
Partner
Membership No: 450290



ANIK INDUSTRIES LIMITED

CIN - L24118MH1976PLC136836

Corporate Office :

2/1, South Tukoganj, Behind High Court,

Indore - 452001 (M.P.), INDIA

Phone : +91-731-4018009-10/41

Fax : +91-731-2513285

Email : anik@anikgroup.com

Website : www.anikgroup.com

Un-audited Consolidated Financial Results for the quarter and half year ended 30th September, 2025

Rs. in Lakhs

	PARTICULARS	CONSOLIDATED					
		Quarter Ended			Half Year Ended		Year ended
		30.09.2025	30.06.2025	30.09.2024	30.09.2025	30.09.2024	31.03.2025
	(Refer Notes Below)	Unaudited	Unaudited	Unaudited	Unaudited	Unaudited	Audited
1	Income from operations						
	(a) Net Sales / Income From Operations (Net of excise Duty)	7168.26	4776.33	2779.74	11944.59	3840.35	11637.25
	(b) Other Operating Income	0.00	0.00	0.00	0.00	0.00	0.00
	Total Income from operations (net)	7168.26	4776.33	2779.74	11944.59	3840.35	11637.25
	Other Income	28.90	35.14	26.12	64.04	148.36	208.41
	Total Revenue	7197.16	4811.47	2805.85	12008.63	3988.70	11845.66
2	Expenses						
	a) Cost of materials consumed	944.08	1073.70	704.12	2017.78	736.94	2313.63
	b) Purchase of stock in trade	5984.44	5540.28	2689.17	11524.72	3538.96	11165.67
	c) Changes in inventories of finished goods, work in progress & stock in trade	(68.31)	(2074.17)	(775.34)	(2142.48)	(730.39)	(2657.56)
	d) Employee benefit expense	54.88	46.56	38.68	101.44	68.94	183.90
	e) Finance Cost	13.93	13.51	20.23	27.44	20.66	56.99
	f) Depreciation & Amortisation Expense	10.87	10.72	13.75	21.59	27.53	52.64
	g) Other Expenditure	202.09	165.84	11.17	367.93	103.33	364.69
	Total expenses (a) to (g)	7141.98	4776.44	2701.78	11918.42	3765.96	11479.96
3	Profit/ (Loss) before exceptional items and tax	55.17	35.03	104.07	90.20	222.74	365.70
4	Exceptional items	0.00	0.00	0.00	0.00	0.00	0.00
5	Profit(+)/Loss(-) Before Tax	55.17	35.03	104.07	90.20	222.74	365.70
6	Tax Expense						
	Current Tax	23.80	18.30	8.00	42.10	40.00	122.33
	Excess Tax provision writtenback for earlier	0.00	0.00	0.00	0.00	0.00	0.00
	Income Tax for earlier year	0.00	0.00	0.00	0.00	0.00	5.51
	Deferred Tax	2.99	(6.40)	(1.98)	(3.41)	(17.73)	(66.10)
7	Net Profit (+)/ Loss(-) from continuing operations	28.38	23.13	98.05	51.51	200.47	303.96
8	Profit/ (Loss) from discontinuing operation Before tax	0.00	0.00	0.00	0.00	0.00	0.00
9	Tax expenses of discontinuing operations						
	Current Tax	0.00	0.00	0.00	0.00	0.00	0.00
	Deferred Tax	0.00	0.00	0.00	0.00	0.00	0.00
10	Net Profit/ (Loss) from discontinuing operation after tax	0.00	0.00	0.00	0.00	0.00	0.00
11	Profit/ (Loss) for the period before minority interest	28.38	23.13	98.05	51.51	200.47	303.96
12	Share of profit/(loss) of associates	0.00	0.00	0.00	0.00	0.00	0.00
13	Profit (loss) of Minority Interest	0.00	0.00	0.00	0.00	0.00	0.00
14	Net profit/(loss) for the period	28.38	23.13	98.05	51.51	200.47	303.96
15	Other Comprehensive income						
	Amount of items that will not be reclassified to profit and loss	2.53	2.25	1.00	4.78	0.50	18.97
	Income tax relating to items that will not be reclassified to profit or loss	(0.70)	(0.63)	(0.34)	(1.33)	(0.17)	(5.28)
	Amount of items that will be reclassified to profit and loss	0.00	0.00	0.00	0.00	0.00	0.00
	Income tax relating to items that will be reclassified to profit or loss	0.00	0.00	0.00	0.00	0.00	0.00



Registered Office : 610, Tulsiani Chambers, Nariman Point, MUMBAI - 400021

Phone : +91-22-22824851-53-57-59-63, 22886877, Fax : +91-22-22042865

**ANIK INDUSTRIES LIMITED**

CIN - L24118MH1976PLC136836

Corporate Office :

2/1, South Tukoganj, Behind High Court,

Indore - 452001 (M.P.), INDIA

Phone : +91-731-4018009-10/41

Fax : +91-731-2513285

Email : anik@anikgroup.com

Website : www.anikgroup.com

16	Total comprehensive income						
17	Other Comprehensive Income attributable to	30.21	24.75	98.71	54.96	200.80	317.65
	Owners of the Company						
	Non-controlling interests	28.33	26.01	0.33	54.34	0.33	310.03
	Total	(1.57)	(1.26)	0.00	(2.83)	0.00	(6.07)
18	Total Comprehensive income for the period attributable to	26.76	24.75	0.33	51.51	0.33	303.96
	Comprehensive income for the period attributable to owners of parent	25.50	26.01	97.86	51.51	202.11	323.73
	Total comprehensive income for the period attributable to owners of parent non-controlling interests	4.71	(1.26)	(0.20)	3.45	(1.64)	(6.07)
19	Paid up equity share capital (FV of Rs. 10 each)	30.21	24.75	98.06	54.96	200.47	317.66
20	Reserves excluding revaluation Reserves as per balance sheet of previous accounting year	2775.35	2775.35	2775.35	2775.35	2775.35	2775.35
21	Earnings per share (in Rs.)	35929.57	0.00	0.00	35929.57	0.00	35929.57
	Earning per equity share from continue operations						
	Basic EPS for continuing operations	0.10	0.08	0.35	0.19	0.72	1.10
	Diluted EPS for continuing operations	0.10	0.08	0.35	0.19	0.72	1.10
	Earnings per equity share for discontinued operations						
	Basic EPS for discontinued operations	-	-	-	-	-	-
	Diluted EPS for discontinued operations	-	-	-	-	-	-
	Earnings per equity share						
	Basic EPS for continued and discontinued operations	0.10	0.08	0.35	0.19	0.72	1.10
	Diluted EPS for continued and discontinued operations	0.10	0.08	0.35	0.19	0.72	1.10

Notes:

1	The above results have been reviewed by the Audit Committee and approved by the Board of Directors of the Company at their meeting held on 14.11.2025 and the statutory auditors of the Company have also carried out Limited Review of the Unaudited results for the quarter and half year ended on 30.09.2025 Regulation 33 of SEBI (Listing Obligations and Disclosure Requirements) Regulations, 2015. The auditor have expressed an unmodified report on the above results.
2	These financial results has been prepared in Accordance with the Companies (Indian Accounting Standards) Rules, 2015 (IND AS), prescribed under Section 133 of Companies Act, 2013 and other recognized accounting practices and policies to the Extent Applicable.
3	Previous period/year figures have been regrouped/recasted wherever necessary, to make them comparable with current period/year figures.
4	The above financial results are available on company's website www.anikgroup.com and also on the website of Stock Exchanges i.e. www.nseindia.com and www.bseindia.com.

Date 14.11.2025

Place : Indore

For & On Behalf of Board of Directors

*Manish Shahra*Manish Shahra
Managing Director
DIN: 00230392*G*

**ANIK INDUSTRIES LIMITED**

CIN - L24118MH1976PLC136836

Corporate Office :

2/1, South Tukoganj, Behind High Court,

Indore - 452001 (M.P.), INDIA

Phone : +91-731-4018009-10/41

Fax : +91-731-2513285

Email : anik@anikgroup.com

Website : www.anikgroup.com

**Segment wise Revenue, Results and Capital Employed
(for the quarter and half year ended 30th September, 2024)**


Rs. In Lakhs

S. No.	PARTICULARS	CONSOLIDATED					
		Quarter Ended			Half Year Ended		Year Ended
		30.09.2025 Unaudited	30.06.2025 Unaudited	30.09.2024 Unaudited	30.09.2025 Unaudited	30.09.2024 Unaudited	31.03.2025 Audited
1	Segment Revenue (Net Sales/ Income)						
a.	Property Development	5.84	0.26	158.01	6.10	370.66	851.09
b.	Trading Others	7186.93	4797.65	2639.95	11984.58	3498.63	10863.04
c.	Wind Power	0.00	0.00	0.00	0.00	0.00	0.00
d.	Unallocated-Others	4.38	13.57	7.90	17.95	119.42	131.53
	Net Sales / Income From Operations	7197.15	4811.48	2805.86	12008.63	3988.71	11845.66
2	Segment Results (Profit/ Loss before Tax and Interest)						
a.	Property Development	13.07	(26.82)	96.59	(13.75)	198.34	454.88
b.	Trading Others	190.49	96.66	73.57	287.15	56.87	165.80
c.	Wind Power	(3.00)	(2.99)	(6.84)	(5.99)	(13.68)	(46.73)
d.	Unallocated-Others	(131.46)	(18.31)	(39.03)	(149.77)	1.86	(151.25)
	Total	69.11	48.54	124.29	117.65	243.39	422.70
	Less : -						
i)	Interest	13.93	13.51	20.23	27.44	20.66	56.99
ii)	Other unallocable expenditure net off	0.00	0.00	0.00	0.00	0.00	0.00
iii)	Un-allocable income	0.00	0.00	0.00	0.00	0.00	0.00
	Total Profit before Tax	55.17	35.03	104.06	90.20	222.73	365.71
3	Segment assets						
a.	Property Development	639.06	691.83	827.63	639.06	827.63	725.07
b.	Trading Others	6873.64	7376.37	10288.21	6873.64	10288.21	8643.70
c.	Wind Power	156.32	160.85	199.20	156.32	199.20	159.04
d.	Unallocated-Others	39570.39	37494.08	34564.42	39570.39	34564.42	35403.83
	Total	47239.41	45723.13	45879.46	47239.41	45879.46	44931.64
4	Segment Liabilities						
a.	Property Development	980.24	986.70	1439.42	980.24	1439.42	1074.99
b.	Trading Others	1134.63	779.51	2232.18	1134.63	2232.18	729.44
c.	Wind Power	0.00	0.00	0.00	0.00	0.00	0.00
d.	Unallocated-Others	4484.45	3347.05	1790.97	4484.45	1790.97	2588.22
	Total	6599.31	5113.26	5462.57	6599.31	5462.57	4392.65

Date 14.11.2025

Place : Indore

For & On Behalf of Board of Directors

*Manish Shahra*Manish Shahra
Managing Director
DIN: 00230392*CS*



ANIK INDUSTRIES LIMITED

CIN - L24118MH1976PLC136836

Corporate Office :

2/1, South Tukoganj, Behind High Court,

Indore - 452001 (M.P.), INDIA

Phone : +91-731-4018009-10/41

Fax : +91-731-2513285

Email : anik@anikgroup.com

Website : www.anikgroup.com

STATEMENT OF ASSETS AND LIABILITIES				
(Rs. In Lakhs)				
Particulars	Standalone		Consolidated	
	Half Year Ended 30.09.2025 Unaudited	Year Ended 31.03.2025 Audited	Half Year Ended 30.09.2025 Unaudited	Year Ended 31.03.2025 Audited
ASSETS				
1 NON-CURRENT ASSETS				
Property, plant and equipment	217.26	230.72	166.03	179.90
Right of Use Assets	968.25	974.24	968.25	974.24
Capital work-in-progress	0.00	0.00	0.00	0.00
Investment property	0.00	0.00	0.00	0.00
Goodwill	0.00	0.00	8734.47	8734.47
Other intangible assets	0.03	0.03	0.03	0.03
Intangible assets under development	0.00	0.00	0.00	0.00
Biological assets other than bearer plants	0.00	0.00	0.00	0.00
Investments accounted for using equity method	0.00	0.00	0.00	0.00
Non-Current Financial Assets				
Non-Current investments	10793.16	10330.35	0.01	0.01
Trade receivables, non-current	0.00	0.00	0.00	0.00
Loans, non-current	0.00	0.00	0.00	0.00
Other non-current financial assets	42.74	126.04	42.74	126.04
Total non-current financial assets				
Deferred tax assets (net)	1880.56	1867.14	1986.76	1971.66
Other non-current assets	605.58	1353.12	5489.88	6234.73
Total non-current assets	14507.58	14881.64	17388.16	18221.06
2 Current Assets				
Inventories	1118.97	994.27	11389.81	9158.47
Current financial asset				
Current investments	0.00	0.00	0.00	0.00
Trade receivables, current	5275.41	8010.12	7938.96	10673.68
Cash and cash equivalents	144.31	116.12	158.83	120.43
Bank balance other than cash and cash equivalents	57.32	56.82	107.32	56.82
Loans, current	948.53	71.79	0.00	0.00
Other current financial assets	81.43	588.50	112.66	72.95
Total current financial assets	6507.00	8843.35	8317.77	10923.88
Current tax assets (net)	0.00	0.00	0.00	0.00
Other current assets	9163.23	6129.27	10143.66	6628.21
Total Current assets	16789.20	15966.89	29851.25	26710.56
3 Non-current assets classified as held for sale	0.00	0.00	0.00	0.00
Regulatory deferral account debit balances and related deferred tax Assets				
Total Assets	31296.78	30848.53	47239.41	44931.62
EQUITY AND LIABILITIES				
1 Equity				
Equity attributable to owners of parent				
Equity share capital	2775.35	2775.35	2775.35	2775.35
Other equity	25868.86	25738.02	35982.11	35929.57



16



**ANIK INDUSTRIES LIMITED**

CIN - L24118MH1976PLC136836

Corporate Office :

2/1, South Tukoganj, Behind High Court,
Indore - 452001 (M.P.), INDIA

Phone : +91-731-4018009-10/41

Fax : +91-731-2513285

Email : anik@anikgroup.com

Website : www.anikgroup.com

	Total equity attributable to owners of parent	28644.21	28513.37	38757.46	38704.92
	Non controlling interest	0.00	0.00	1882.63	1834.07
	Total equity	28644.21	28513.37	40640.09	40538.99
2	LIABILITIES				
	Non-current liabilities				
	Non-current financial liabilities				
	Borrowings, non-current	0.00	0.00	1719.28	0.00
	Trade payables, non-current	0.00	0.00	0.00	0.00
	Other non-current financial liabilities	0.00	0.00	0.00	0.00
	Total non-current financial liabilities	0.00	0.00	1719.28	0.00
	Provisions, non-current	7.91	9.66	9.81	26.86
	Deferred tax liabilities (net)	0.00	0.00	0.00	0.00
	Deferred government grants, Non-current	0.00	0.00	0.00	0.00
	Other non-current liabilities	0.00	0.00	0.00	0.00
	Total non-current liabilities	7.91	9.66	1729.09	26.86
	Current liabilities				
	Current financial liabilities				
	Borrowings, current	191.46	383.91	191.46	383.91
	Trade payables, current	0.00	0.00	0.00	0.00
	Total outstanding dues of micro enterprises and small enterprises	0.00	0.00	0.00	1.56
	Total outstanding dues of creditors other than micro enterprises and small enterprises	703.05	399.72	820.58	960.88
	Other current financial liabilities	615.81	770.61	701.12	885.81
	Total current financial liabilities	1510.32	1554.24	1713.17	2232.15
	Other current liabilities	937.46	606.70	2946.31	1967.10
	Provisions, current	4.34	2.59	18.22	4.56
	Current tax liabilities (Net)	192.54	161.97	192.54	161.97
	Deferred government grants, Current	0.00	0.00	0.00	0.00
	Total current liabilities	2644.66	2325.50	4870.23	4365.78
	Liabilities directly associated with assets in disposal group classified as held for sale	0.00	0.00	0.00	0.00
3	Regulatory deferral account credit balances and				
4	related deferred tax liability	0.00	0.00	0.00	0.00
	Total liabilities	2652.57	2335.16	6599.32	4392.64
	Total equity and liabilities	31296.78	30848.53	47239.41	44931.63
	Disclosure of notes on assets and liabilities				

Date 14.11.2025

Place : Indore

For & On Behalf of Board of Directors

*Manish Shahra*Manish Shahra
Managing Director
DIN: 00230392*GR*



ANIK INDUSTRIES LIMITED

CIN - L24118MH1976PLC136836

Corporate Office :

2/1, South Tukoganj, Behind High Court,

Indore - 452001 (M.P.), INDIA

Phone : +91-731-4018009-10/41


Fax : +91-731-2513285

Email : anik@anikgroup.com

Website : www.anikgroup.com

ANIK INDUSTRIES LIMITED CIN L24118MH1976PLC136836 CASH FLOW STATEMENT FOR THE HALF YEAR ENDED 30TH SEPTEMBER, 2025

PARTICULARS	STANDALONE		CONSOLIDATED	
	Period ended	Period ended	Period ended	Period ended
	30.09.2025	31.03.2025	30.09.2025	31.03.2025
	UNAUDITED	AUDITED	UNAUDITED	AUDITED
A. CASH FLOW FROM OPERATING ACTIVITIES				
Net profit before tax & Extraordinary Item	157.02	450.04	90.20	365.70
Adjustment For :				
Depreciation	20.90	51.85	21.59	52.64
Finance Costs	27.05	54.52	27.44	56.99
Interest Received	(38.47)	(31.09)	(10.94)	(14.98)
Provision for doubtful debts reverses	(39.99)	(47.61)	(39.99)	(47.61)
Allowance for bad and doubtful debts	-	-	-	-
Net loss on sale of PPE	-	33.60	-	33.60
Profit from partnership firm	-	0.00	-	0.00
Adjustment for Other Comprehensive Income	2.50	18.97	4.78	18.97
Gain / (loss) on fair value of investmeent	-	-	-	-
Net gain on Sale of Land	-	(105.95)	-	(105.95)
Exceptional Items	-	-	-	-
Operating profit before working capital changes	129.01	424.33	93.09	359.36
Adjustment For :				
Trade and other receivables	(267.47)	(4,609.13)	(779.02)	(5,040.20)
Inventories	(124.70)	(360.63)	(2,231.34)	(2,829.23)
Trade and Other Payables	479.29	(618.84)	649.81	1311.23
Cash Generated from Operations	216.13	(5,164.27)	(2,267.45)	(6,198.84)
Direct Taxes Paid	205.67	(35.83)	202.98	(39.67)
Net cash from/ (used in) operating activities	421.80	(5,200.10)	(2,064.47)	(6,238.51)
B. CASHFLOW FROM INVESTING ACTIVITIES				
Purchase of Property Plant and Equipment including Capital Advance	(1.46)	-	(1.74)	(12.05)
Sale of Property Plant and Equipment		165.22		165.22
Property Plant and Equipment transferred to Inventories				
Capital Advance received	530.34	2,167.00	530.34	2,721.21
Purchase of new investment	(462.80)	-		-
Inter-corporate loans Given	(360.03)	(588.50)	-	-
Inter-corporate loans recovered	-	3870.40	-	3870.40
Interest Received	37.06	31.19	9.53	15.07
Dividend	-	-	-	0.00



**ANIK INDUSTRIES LIMITED**

CIN - L24118MH1976PLC136836

Corporate Office :

2/1, South Tukoganj, Behind High Court,

Indore - 452001 (M.P.), INDIA

Phone : +91-731-4018009-10/41

Fax : +91-731-2513285

Email : anik@anikgroup.com

Website : www.anikgroup.com

	Changes in bank balances not considered as cash and cash equivalent	82.78	(10.66)	32.78	(10.66)
	Profit / loss of partnership firm	-	-	-	0.00
	Changes in bank balances not considered as cash and cash equivalent	-	-	-	0.00
	Net cash from/ (used in) investing activities	(174.12)	5,634.65	570.90	6,749.19
C.	CASHFLOW FROM FINANCING ACTIVITIES				
	Proceed from Borrowing		-	1,719.28	-
	Repayment of Borrowing	(192.44)	(349.87)	(192.44)	(428.97)
	finance cost	(27.05)	(54.52)	(27.44)	(56.99)
	Proceeds from issue of Share capital	-	-	32.57	-
	Share Application Money	-	-	-	5.25
	Net cash from/ (used in) financing activities	(219.49)	(404.39)	1,531.97	(480.71)
	Net Increase/ (Decrease) in cash and cash equivalents from continuing operations (A+B+C)	28.19	30.16	38.40	29.97
	Net Increase/ (Decrease) in cash and cash equivalents (I+II)	28.19	30.16	38.40	29.97
	Cash and Cash Equivalents at Beginning of the Year	116.12	85.96	120.43	90.46
	Cash and Cash Equivalents at End of the Year	144.31	116.12	158.83	120.43
	Cash & Cash Equivalents comprises:				
	Balance with banks in current accounts	143.36	116.03	157.34	119.78
	Cash on hand	0.96	0.10	1.49	0.65
		144.31	116.13	158.83	120.43

Date 14.11.2025

Place : Indore

For & On Behalf of Board of Directors

*Manish Shahra*MANISH SHAHRA
Managing Director
DIN:00230392