



To,
Listing Department
National Stock Exchange of India Limited
Exchange Plaza, C-1, G Block,
Bandra Kurla Complex,
Bandra (East), Mumbai - 400 051.
Symbol: ANGELONE


Department of Corporate Services
BSE Limited
Phiroze Jeejeebhoy Towers,
Dalal Street,
Mumbai - 400 001.
Scrp Code: 543235

Dear Sir/Ma'am,

Sub: Intimation under SEBI (Listing Obligations and Disclosure Requirements) Regulations, 2015

In accordance with SEBI (Listing Obligations and Disclosure Requirements) Regulations, 2015 and the Code of Practices and Procedures for Fair Disclosure of Unpublished Price Sensitive Information in terms of Regulation 8 of SEBI (Prohibition of Insider Trading) Regulations, 2015, the Company hereby updates on the following key business parameters for March 2025, Q4 FY25 and FY25:

Particulars	Mar '25	Feb '25	Mar '24	M-o-M Growth (%)	YoY Growth (%)
No. of Trading Days	19	20	18	-5.0%	5.6%
Client Base (Mn)	31.02	30.58	22.24	1.4%	39.5%
Gross Client Acquisition (Mn)	0.47	0.49	0.84	-2.2%	-43.6%
Avg Client Funding Book (Rs. Bn)	38.49	40.53	18.02	-5.0%	113.6%
Number of Orders (Mn)	102.08	99.27	132.25	2.8%	-22.8%
Average Daily Orders (Mn)	5.37	4.96	7.35	8.2%	-26.9%
Unique MF SIPs Registered ('000)	564.64	577.12	427.36	-2.2%	32.1%
Angel One's ADTO					
Based on Notional Turnover (Rs. Bn)					
Overall*	36,380	29,580	44,000	23.0%	-17.3%
F&O*	35,645	28,880	43,463	23.4%	-18.0%
Based on Option Premium Turnover (Rs. Bn)					
Overall ^S	856	820	684	4.4%	25.1%
F&O ^S	122	120	147	1.0%	-17.6%
Cash ADTO (Rs. Bn)	62	57	63	8.1%	-2.5%
Commodity ADTO (Rs. Bn)	673	643	406	4.7%	65.7%
Retail Turnover Market Share					
Based on Option Premium Turnover (%)					
Overall Equity ^A	19.1%	19.7%	18.3%	-60 bps	84 bps
F&O ^A	21.0%	21.5%	20.0%	-57 bps	100 bps
Cash Turnover Market Share (%)	16.3%	16.7%	15.3%	-45 bps	101 bps
Commodity Turnover Market Share (%)	57.9%	55.4%	58.8%	257 bps	-91 bps



CSO, Corporate & Regd Office:
601, 6th Floor, Ackruti Star, Central Road, MIDC,
Andheri (E), Mumbai - 400093.
T: (022)2820 5943 | (022)4000 3600
F: (022)4000 3609
E: support@angelone.in
www.angelone.in


Angel One Limited
CIN: L67120MH1996PLC101709,
SEBI Registration No Stock Broker: INZ000161534,
CDSL: IN-DP-384-2018, PMS: INP000001546,
Research Analyst: INH000000164, Investment Advisor: INA000008172,
AMFI Regn. No. ARN-77404, PFRDA, Regn. No.-19092018.

Classified as Confidential



Particulars	Q4 FY25	Q3 FY25	Q4 FY24	QoQ Growth (%)	YoY Growth (%)
No. of Trading Days	62	61	61	1.6%	1.6%
Client Base (Mn)	31.02	29.52	22.24	5.1%	39.5%
Gross Client Acquisition (Mn)	1.62	2.09	2.88	-22.4%	-43.9%
Avg Client Funding Book (Rs. Bn)	40.33	40.53	20.29	-0.5%	98.8%
Number of Orders (Mn)	327.32	421.68	471.26	-22.4%	-30.5%
Average Daily Orders (Mn)	5.28	6.91	7.73	-23.6%	-31.7%
Unique MF SIPs Registered ('000)	1,907.57	2,260.25	1,393.37	-15.6%	36.9%
Angel One's ADTO					
Based on Notional Turnover (Rs. Bn)					
Overall*	32,125	40,052	44,358	-19.8%	-27.6%
F&O*	31,407	39,347	43,852	-20.2%	-28.4%
Based on Option Premium Turnover (Rs. Bn)					
Overall ^s	842	850	657	-0.9%	28.2%
F&O ^s	124	144	151	-14.0%	-17.7%
Cash ADTO (Rs. Bn)	61	73	76	-16.1%	-18.7%
Commodity ADTO (Rs. Bn)	657	632	365	3.9%	79.7%
Retail Turnover Market Share					
Based on Option Premium Turnover (%)					
Overall Equity [^]	19.5%	19.7%	18.1%	-20 bps	145 bps
F&O [^]	21.4%	21.8%	19.8%	-40 bps	162 bps
Cash Turnover Market Share (%)	16.5%	16.5%	15.4%	-1 bps	118 bps
Commodity Turnover Market Share (%)	58.2%	60.3%	59.5%	-203 bps	-130 bps

Particulars	FY25	FY24	YoY Growth (%)
No. of Trading Days	247	244	1.2%
Client Base (Mn)	31.02	22.24	39.5%
Gross Client Acquisition (Mn)	9.28	8.79	5.6%
Avg Client Funding Book (Rs. Bn)	36.51	15.97	128.7%
Number of Orders (Mn)	1,700.35	1,408.60	20.7%
Average Daily Orders (Mn)	6.88	5.77	19.2%
Unique MF SIPs Registered ('000)	7,975.34	3,505.09	127.5%
Angel One's ADTO			
Based on Notional Turnover (Rs. Bn)			
Overall*	40,352	33,171	21.6%
F&O*	39,670	32,728	21.2%



CSO, Corporate & Regd Office:

601, 6th Floor, Ackruti Star, Central Road, MIDC, Andheri (E), Mumbai - 400093.

T: (022)2820 5943 | (022)4000 3600

F: (022)4000 3609

E: support@angelone.in

www.angelone.in

Angel One Limited

CIN: L67120MH1996PLC101709,

SEBI Registration No Stock Broker: INZ000161534,

CDSL: IN-DP-384-2018, PMS: INP000001546,

Research Analyst: INH000000164, Investment Advisor: INA000008172,

AMFI Regn. No. ARN-77404, PFRDA, Regn. No.-19092018.

Classified as Confidential



Particulars	FY25	FY24	YoY Growth (%)
Based on Option Premium Turnover (Rs. Bn)			
Overall\$	829	556	49.1%
F&O\$	146	113	30.1%
Cash ADTO (Rs. Bn)	81	53	53.3%
Commodity ADTO (Rs. Bn)	601	309	94.4%
Retail Turnover Market Share			
Based on Option Premium Turnover (%)			
Overall Equity^	19.3%	17.1%	226 bps
F&O^	21.0%	18.5%	251 bps
Cash Turnover Market Share (%)	16.9%	14.6%	223 bps
Commodity Turnover Market Share (%)	59.7%	58.1%	164 bps

ADTO = Average Daily Turnover

* Overall ADTO is based on turnover for cash segment, notional turnover for equity futures & options and commodity segments. F&O ADTO is based on notional turnover for equity futures & options segments.

\$ Overall ADTO is based on turnover for cash segment, notional turnover for equity futures & commodity segments and premium turnover for equity options segment. F&O ADTO is based on notional turnover for equity futures and premium turnover for equity options segment.

^ Retail turnover market share for Overall Equity is calculated based on turnover for cash segment, notional turnover for equity futures and premium turnover for options segments. Retail turnover market share for F&O is calculated based on notional turnover for equity futures and premium turnover for options segments.

The above information is as per limited review by the Management Team. The Company intends to provide the updates on a monthly basis.


Thanking you,

For **Angel One Limited**

Naheed Patel
Company Secretary and Compliance Officer

Date: April 04, 2025

Place: Mumbai



CSO, Corporate & Regd Office:
601, 6th Floor, Ackruti Star, Central Road, MIDC,
Andheri (E), Mumbai - 400093.
T: (022)2820 5943 | (022)4000 3600
F: (022)4000 3609
E: support@angelone.in
www.angelone.in

Angel One Limited
CIN: L67120MH1996PLC101709,
SEBI Registration No Stock Broker: INZ000161534,
CDSL: IN-DP-384-2018, PMS: INP000001546,
Research Analyst: INH000000164, Investment Advisor: INA000008172,
AMFI Regn. No. ARN-77404, PFRDA, Regn. No.-19092018.

Classified as Confidential