

Anant Raj Limited

CIN : L45400HR1985PLC021622

Head Off : H-65, Connaught Circus, New Delhi-110 001

Tel : 011-43034400, 23324127, 23323880, 43582879

E-mail : info@anantrajlimited.com Website : www.anantrajlimited.com

Regd. Office : CP-1, Sector-8, IMT Manesar, Haryana-122051

Tel : (0124) 4265817



ARL/CS/13445

October 30, 2024

The Manager
Listing Department
The BSE Limited,
Phiroze Jee Jee Bhoy Towers,
Dalal Street, Mumbai – 400001

Scrip code: 515055

The Secretary,
The National Stock Exchange of India Limited,
"Exchange Plaza", 5th Floor,
Plot No. C/1, G-Block, Bandra – Kurla
Complex, Bandra (E), Mumbai-400051

Scrip code: ANANTRAJ

Sub: Publication of Unaudited Financial Results (Standalone and Consolidated) for the quarter and half year ended September 30, 2024

Dear Sir,

Pursuant to Regulation 47(3) of the Securities and Exchange Board of India (Listing Obligations and Disclosure Requirements) Regulations, 2015, please find enclosed copy of newspaper advertisement of unaudited financial results of the Company for the quarter and half year ended September 30, 2024 as published in "The Economic Times" and "Navbharat Times" on October 30, 2024.

You are requested to kindly take the above information on your records.


Thanking You,

Yours Truly,

For **Anant Raj Limited**


Manoj Pahwa
Company Secretary
A7812

Encl: As above



Housing & Urban Development Corporation Ltd. (HUDCO)
(A Government of India Enterprise)
CIN: L74899DL1970G01005276 | GSTIN: 07AAACH0632A12F | website: www.hudco.org.in
REGISTERED OFFICE: HUDCO BHAWAN, CORE 7A, INDIA HABITAT CENTRE, LODHI ROAD, NEW DELHI-110003

Building Assets for VIKSIT BHARAT




EXTRACT OF STATEMENT OF UNAUDITED FINANCIAL RESULTS (STANDALONE & CONSOLIDATED) FOR THE QUARTER/HALF YEAR ENDED 30th SEPTEMBER, 2024
(₹ in crore)

Particulars	STANDALONE			CONSOLIDATED		
	Quarter ended 30/09/24	Half year ended 30/09/24	Year ended 31/03/24	Quarter ended 30/09/24	Half year ended 30/09/24	Year ended 31/03/24
Total Income from Operations (Net)	2,517.72	1,864.80	4,706.07	3,706.41	7,784.29	7,784.29
Net Profit for the period (before tax and exceptional items)	1,000.04	606.42	1,684.74	1,204.23	2,843.44	2,843.39
Net Profit for the period before tax (after exceptional items)	1,000.04	606.42	1,684.74	1,204.23	2,843.44	2,843.39
Net Profit for the period after tax (after exceptional items)	688.62	451.69	1,246.37	897.39	2,116.74	2,116.69
Total Comprehensive Income for the period (comprising Profit for the period (after tax) and Other Comprehensive Income (after tax))	537.03	447.03	1,075.72	899.74	2,136.52	2,136.47
Paid-up Equity Share Capital (FV- ₹10/- each)	2,001.90	2,001.90	2,001.90	2,001.90	2,001.90	2,001.90
Other Equity (excluding Revaluation Reserve)	N.A.	N.A.	N.A.	N.A.	N.A.	N.A.
Securities Premium Account	N.A.	N.A.	N.A.	1.26	N.A.	N.A.
Net Worth	N.A.	N.A.	N.A.	16,614.30	N.A.	N.A.
Paid up Debt Capital/Outstanding Debt*	-	-	-	74,032.21	-	-
Debt Equity Ratio	N.A.	N.A.	N.A.	4.05	N.A.	N.A.
Earnings per equity share (FV- ₹10/- each) (Not annualised)						
i) Basic (₹)	3.44	2.26	6.23	4.48	10.57	10.57
ii) Diluted (₹)	3.44	2.26	6.23	4.48	10.57	10.57
Debt Redemption Reserve** (as at year end)	N.A.	N.A.	N.A.	2,726.11	N.A.	N.A.

Note:
1. The above Financial Results of the Company have been reviewed by the Audit Committee and subsequently approved by the Board of Directors in their meeting held on 29th October, 2024. These Financial Results have also been limited reviewed by the Statutory Auditors of the Company.
2. The above is an extract of the detailed format of Quarterly/Half Yearly Financial Results filed with the Stock Exchanges under Regulation 33 and 52 of the SEBI (Listing Obligations and Disclosure Requirements) Regulations, 2015. The full format of the Financial Results are available on the websites of BSE Limited (URL: www.bseindia.com/corporates), National Stock Exchange of India Limited (URL: www.nseindia.com/corporates) and the same is also available on the Company's website (URL: www.hudco.org.in).
3. The other line items referred in regulation 52(4) of the Listing Regulation, pertinent disclosures have been made to the websites of BSE Limited (URL: www.bseindia.com/corporates), National Stock Exchange of India Limited (URL: www.nseindia.com/corporates) and the same is also available on the Company's website (URL: www.hudco.org.in).
4. There is no change in the accounting policy during the Quarter/Half year, hence there is no impact on Net Profit/Loss, Total Comprehensive Income or any other relevant Financial Item(s) due to change(s) in accounting policies.

For and on behalf of Board of Directors
Sd/-
Sanjay Kulshrestha
Chairman & Managing Director

APL APOLLO TUBES LIMITED
CIN: L74899DL1986PLC023443
Regd. Office: 37, Hargobind Enclave, Vikas Marg, Delhi-110092
Corp. Office: SG Centre, 37C, Block B, Sector 132, Noida, U.P. 201304
Email: info@aplapollo.com | Website: www.aplapollo.com
Tel: 0120-6918000

EXTRACT OF STATEMENT OF CONSOLIDATED UNAUDITED FINANCIAL RESULTS FOR THE QUARTER AND HALF YEAR ENDED SEPTEMBER 30, 2024
(₹ in Crs. except earning per share data)

S. No	Particulars	Quarter ended	Half Year ended	Quarter ended
		Sept 30, 2024	Sept 30, 2024	Sept 30, 2023
1	Total Income from Operations	4773.91	9748.21	4630.40
2	EBITDA	152.84	479.2	344.62
3	Net Profit/(Loss) for the period (before Tax, Exceptional and/or Extraordinary items)	69.59	321.61	276.66
4	Net Profit/(Loss) for the period before Tax (after Exceptional and/or Extraordinary items)	69.59	321.61	276.66
5	Net Profit/(Loss) for the period after Tax (after Exceptional and/or Extraordinary items)	53.81	246.98	202.87
6	Total Comprehensive income for the period	34.46	233.42	208.68
7	Equity Share Capital	55.51	55.51	55.47
8	Other Equity	-	-	-
9	Earnings Per Share (face value of ₹2/- not annualised for quarterly figures) Basic: Diluted:	1.94 1.94	8.90 8.90	7.32 7.31

Notes: (₹ in Crs.)

1	Particulars	Quarter ended	Half Year ended	Quarter ended
		Sept 30, 2024	Sept 30, 2024	Sept 30, 2023
Brief of Unaudited Standalone Financial Results for the quarter and half year ended Sept 30, 2024:				
	Income from Operations	3321.37	6822.71	3724.91
	Profit Before Tax	11.67	135.08	184.7
	Profit After Tax	5.92	98.36	132.89


2. The above is an extract of the detailed format of unaudited Financial Results filed with the Stock Exchanges under Regulation 33 of the SEBI (Listing Obligations and Disclosure Requirements) Regulations, 2015. The full format of the unaudited Financial Results are available on the website of the Stock Exchange(s) (www.bseindia.com and www.nseindia.com) and on the Company's website "www.aplapollo.com".

Place: Noida
Date: 29 Oct, 2024



For APL Apollo Tubes Limited
Sd/-
Sanjay Gupta
Chairman and Managing Director

DESH KI BADHTI TAQAT



ANANT RAJ LIMITED
CIN: L45400HR1985PLC021622
Regd. Office : Plot No.: CP-1, Sector-8, IMT Manesar, Haryana -122051, Telefax: 0124-4265817
Head Office : H-65, Connaught Circus, New Delhi-110001, Tele: 011-43034400, 011-23324127
E-mail: manojpahwa@anantrajlimited.com, Website: www.anantrajlimited.com

EXTRACT OF UNAUDITED CONSOLIDATED FINANCIAL RESULTS FOR THE QUARTER & HALF YEAR ENDED SEPTEMBER 30, 2024

(Rs. in Crores Except Per Share Data)

Sl. No.	PARTICULARS	QUARTER ENDED			HALF YEAR ENDED		
		30.09.2024 (Unaudited)	30.06.2024 (Unaudited)	30.09.2023 (Unaudited)	30.09.2024 (Unaudited)	30.09.2023 (Unaudited)	31.03.2024 (Audited)
1.	Total Income from Operations (Net)	523.75	481.66	340.83	1005.41	666.60	1520.74
2.	Net Profit/(Loss) for the period (before Tax, Exceptional items, and share of profit (loss) in associates and jointly controlled entities)	114.11	103.74	76.15	217.85	133.62	318.58
3.	Net Profit/(Loss) for the period (before Tax, share of Profit/(Loss) in associates and jointly controlled entities and after Exceptional items)	114.11	103.74	76.15	217.85	133.62	318.58
4.	Net Profit/(Loss) for the period after Tax, (after Exceptional items and share of profit/(loss) in associates and Jointly controlled entities)	105.65	91.01	60.37	196.66	110.49	265.93
5.	Total comprehensive income for the period (Comprising Profit for the period (after tax) and other comprehensive income (after tax))	104.13	91.01	60.37	195.14	110.49	263.95
6.	Paid up Equity Share Capital (face value of Rs. 2/- each)	68.38	68.38	64.82	68.38	64.82	68.38
7.	Other Equity						3587.98
8.	Earnings Per Share (of Rs. 2/- each)						
	(a) Basic EPS (Rs.) (Not annualized)	3.09	2.66	1.85	5.75	3.42	7.96
	(b) Diluted EPS (Rs.) (Not annualized)	3.09	2.66	1.85	5.75	3.42	7.96

NOTES:
1. The above unaudited consolidated financial results for the quarter and half year ended September 30, 2024, have been reviewed by the Audit Committee and approved by the Board of Directors at their respective meetings held on October 28, 2024.
2. The Statutory Auditors of the Company have carried out the Limited Review of unaudited consolidated financial results for the quarter and half year ended September 30, 2024, in accordance with Regulation 33 of the SEBI (Listing Obligations and Disclosure Requirements) Regulations, 2015.
3. These unaudited consolidated financial results have been prepared in accordance with the recognition and measurement principles of Indian Accounting Standards (Ind AS 34) 'Interim financial reporting' as notified under Section 133 of the Companies Act, 2013, read with the Companies (Indian Accounting Standards) Rules, 2015, as amended. The said financial results represent the results of Anant Raj Limited ("The Company"), its subsidiaries (together referred to as "Group") and its share in results of associates and jointly controlled entities which have been prepared in accordance with Ind AS 110 'Consolidated Financial Statement' and Ind AS 28 'Investment in Associates and Joint Ventures'.
4. During the quarter ended September 30, 2024, the Company has acquired 100% equity shares of Sheetj Properties Private Limited. Consequently, Sheetj Properties Private Limited became a wholly owned subsidiary of the Company w.e.f. September 5, 2024.
5. During the quarter ended September 30, 2024, the shareholders of the Company at the 39th Annual General Meeting held on July 20, 2024, approved the final dividend @36.50% i.e. Re. 0.73 per equity share (face value of Rs. 2 per equity share) for the financial year ended March 31, 2024, amounting to Rs. 24.96 crores.
6. The Standalone financial results of the Company for the quarter and half year ended September 30, 2024, are available on the Company's Website (www.anantrajlimited.com).


KEY STANDALONE FINANCIAL INFORMATION IS GIVEN BELOW :- (Rs. in Crores)

Sl. No.	PARTICULARS	QUARTER ENDED			HALF YEAR ENDED		
		30.09.2024 (Unaudited)	30.06.2024 (Unaudited)	30.09.2023 (Unaudited)	30.09.2024 (Unaudited)	30.09.2023 (Unaudited)	31.03.2024 (Audited)
1.	Total Income	315.96	284.29	201.49	600.25	389.85	896.68
2.	Profit/(loss) Before Tax	64.60	56.86	39.65	121.46	74.59	166.32
3.	Net Profit/(loss) After Tax	53.39	42.28	28.30	95.67	54.16	130.02
4.	Other Comprehensive Income/(loss)	(1.52)	-	-	(1.52)	-	(1.91)
5.	Total Comprehensive Income/(loss)	51.87	42.28	28.30	94.15	54.16	128.11

7. The above is an extract of the detailed format of unaudited financial results for the quarter and half year ended September 30, 2024, filed with the Stock Exchanges under Regulation 33 of SEBI (Listing Obligations and Disclosure Requirements) Regulation, 2015. The full format of unaudited financial results (including detailed notes) for the quarter and half year ended September 30, 2024, are available on websites of National Stock Exchange of India Limited & BSE Limited (www.nseindia.com & www.bseindia.com) and on the Company's website at www.anantrajlimited.com

FOR AND ON BEHALF OF THE BOARD OF DIRECTORS
Sd/-
(AMIT SARIN)
Managing Director
DIN : 00015837

Place : NEW DELHI
Date : OCTOBER 28, 2024



VEDANT FASHIONS LIMITED
CIN: L51311WB2002PLC094677
Regd. Office: Paridhan Garment Park, 19 Canal South Road, SDF-1, 4th Floor, A501-A502, Kolkata 700015, WB, India
Tel No.: (033) 6125 5495, Email: complianceofficer@manyavar.com, Website: www.vedantfashions.com

Revenue INR 2,679 Mn. +22.7%
PAT INR 669 Mn. +37.3%

Qtr ended on Sept '24 at consolidated level

I. Statement of Unaudited Consolidated Financials Results for the quarter and half year ended September 30, 2024

(All amounts are in INR Million, unless otherwise stated)

Particulars	Quarter ended		Half Year ended		Year ended
	September 30, 2024 (Unaudited)	September 30, 2023 (Unaudited)	September 30, 2024 (Unaudited)	September 30, 2023 (Unaudited)	
1 Revenue from operations	2,679.45	2,183.01	5,077.67	5,299.18	13,675.32
2 Total income from operations (including other income)	2,871.89	2,334.14	5,484.73	5,600.14	14,372.03
3 Net profit/(loss) for the period/year (before tax, exceptional and/or extraordinary items)	902.18	647.75	1,732.80	1,885.84	5,484.06
4 Net profit/(loss) for the period/year before tax (after exceptional and/or extraordinary items)	902.18	647.75	1,732.80	1,885.84	5,484.06
5 Net profit/(loss) for the period/year after tax (after exceptional and/or extraordinary items)	669.03	487.23	1,293.92	1,406.68	4,141.72
6 Total comprehensive income/(loss) for the period/year after tax	677.46	499.08	1,309.21	1,436.00	4,143.34
7 Equity Share Capital	242.91	242.80	242.91	242.80	242.87
8 Other Equity	-	-	-	-	15,775.93
9 Earnings per equity share (EPS) (face value of share of INR 1 each)*					
Basic (in INR per share)	2.75	2.01	5.33	5.79	17.06
Diluted (in INR per share)	2.75	2.01	5.32	5.79	17.04

* EPS is not annualised for the quarter and half year ended September 30, 2024 and September 30, 2023.

II. Statement of Unaudited Standalone Financials Results for the quarter and half year ended September 30, 2024

(All amounts are in INR Million, unless otherwise stated)

Particulars	Quarter ended		Half Year ended		Year ended
	September 30, 2024 (Unaudited)	September 30, 2023 (Unaudited)	September 30, 2024 (Unaudited)	September 30, 2023 (Unaudited)	
1 Revenue from operations	2,675.43	2,178.61	5,070.36	5,290.79	13,648.88
2 Total income from operations (including other income)	2,863.59	2,326.52	5,467.82	5,585.48	14,331.35
3 Net profit/(loss) for the period/year (before tax, exceptional and/or extraordinary items)	895.47	650.29	1,720.82	1,892.02	5,484.16
4 Net profit/(loss) for the period/year before tax (after exceptional and/or extraordinary items)	895.47	650.29	1,720.82	1,892.02	5,484.16
5 Net profit/(loss) for the period/year after tax (after exceptional and/or extraordinary items)	664.04	489.88	1,283.52	1,413.17	4,145.74
6 Total comprehensive income/(loss) for the period/year after tax	672.47	501.73	1,298.81	1,442.49	4,147.35
7 Equity Share Capital	242.91	242.80	242.91	242.80	242.87
8 Other Equity	-	-	-	-	15,731.61
9 Earnings per equity share (EPS) (face value of share of INR 1 each)*					
Basic (in INR per share)	2.73	2.02	5.28	5.82	17.07
Diluted (in INR per share)	2.73	2.02	5.28	5.82	17.06

* EPS is not annualised for the quarter and half year ended September 30, 2024 and September 30, 2023.

Notes:
1. The above are extract of the detailed format of Unaudited Financial Results (Consolidated and Standalone) for the quarter and half year ended September 30, 2024 filed with Stock Exchanges under Regulation 33 of the SEBI (Listing Obligations and Disclosure Requirements) Regulations, 2015, as amended. The full format of quarterly financial results are available on the Stock Exchange websites (www.bseindia.com and www.nseindia.com) and on the Company's website (www.vedantfashions.com).
2. The above Unaudited Financial Results have been reviewed by the Audit Committee and approved by the Board of Directors of the Company in their respective meetings held on October 29, 2024.

For Vedant Fashions Limited
Sd/-
Ravi Modi
Chairman and Managing Director
DIN : 00361853

Place: Kolkata
Date: October 29, 2024

