



Date: 22 October 2024

To Secretary Listing Department BSE Limited Department of Corporate Services Phiroze Jeejeebhoy Towers Dalal Street, Mumbai – 400 001	To Secretary Listing Department National Stock Exchange of India Limited Exchange Plaza, Bandra Kurla Complex, Mumbai – 400 050
Scrip Code: 540902 ISIN : INE371P01015	Scrip Code: AMBER ISIN : INE371P01015

Sub: Outcome of Board Meeting of the Company dated 22 October 2024**Ref: Board Meeting held to consider and review the unaudited Financial Results (consolidated and standalone) of the Company for the quarter and half year ended 30 September 2024****Dear Sir/Ma'am**

This has reference to our letter dated 16 October 2024, regarding the captioned subject. The Board of Directors of the Company ("Board"), at their meeting held on 22 October 2024, transacted and approved the following items of business:-

1. Approved the unaudited financial results (standalone and consolidated) of the Company and its subsidiaries as per Indian Accounting Standards ("Ind AS") for the quarter and half year ended 30 September 2024;

Hence, pursuant to regulation 33 of the SEBI LODR Regulations, we are hereby enclosing:

- a) The unaudited financial results (standalone and consolidated) for the quarter and half year ended 30 September 2024.
- b) Limited Review Report on unaudited financial results (standalone and consolidated) for the quarter and half year ended 30 September 2024, issued by our statutory auditors M/s S.R. Batliboi & Co. LLP.

The unaudited Financial Statements (Standalone and Consolidated) of the Company for the quarter and half year ended 30 September 2024 will be uploaded on the Company's website www.ambergrouppindia.com.

Furthermore, an extract of the aforesaid unaudited Financial Statements (Standalone and Consolidated) shall be published in the manner as prescribed under SEBI LODR Regulations.

The meeting of the Board of Directors commenced at 11:30 Hours IST and concluded at 15:20 Hours IST.

We request you to kindly take the above on record and oblige.

Thanking You,
Yours faithfully,

For **Amber Enterprises India Limited**

(Konica Yaadav)
Company Secretary and Compliance Officer
Membership No. ACS30322

**Amber Enterprises India Limited**

Corp. Address:
Universal Trade Tower, 1st Floor, Sector 49, Gurgaon-1 22018
Tel.: +91 124 3923000 | Fax: +91 124 3923016, 17
CIN: L28910PB1990PLC010265

Regd. Office:
C-1, Phase II, Focal Point, RajpuraTown-140401, Punjab
Tel.: +91 1762 232126, 232646 | Fax: +91 1762 232127

Independent Auditor's Review Report on the Quarterly and Year to Date Unaudited Standalone Financial Results of the Company Pursuant to the Regulation 33 of the SEBI (Listing Obligations and Disclosure Requirements) Regulations, 2015, as amended**Review Report to
The Board of Directors
Amber Enterprises India Limited**

1. We have reviewed the accompanying statement of unaudited standalone financial results of Amber Enterprises India Limited (the "Company") for the quarter ended September 30, 2024 and year to date from April 1, 2024 to September 30, 2024 (the "Statement") attached herewith, being submitted by the Company pursuant to the requirements of Regulation 33 of the SEBI (Listing Obligations and Disclosure Requirements) Regulations, 2015, as amended (the "Listing Regulations").
2. The Company's Management is responsible for the preparation of the Statement in accordance with the recognition and measurement principles laid down in Indian Accounting Standard 34, (Ind AS 34) "Interim Financial Reporting" prescribed under Section 133 of the Companies Act, 2013 as amended, read with relevant rules issued thereunder and other accounting principles generally accepted in India and in compliance with Regulation 33 of the Listing Regulations. The Statement has been approved by the Company's Board of Directors. Our responsibility is to express a conclusion on the Statement based on our review.
3. We conducted our review of the Statement in accordance with the Standard on Review Engagements (SRE) 2410, "Review of Interim Financial Information Performed by the Independent Auditor of the Entity" issued by the Institute of Chartered Accountants of India. This standard requires that we plan and perform the review to obtain moderate assurance as to whether the Statement is free of material misstatement. A review of interim financial information consists of making inquiries, primarily of persons responsible for financial and accounting matters, and applying analytical and other review procedures. A review is substantially less in scope than an audit conducted in accordance with Standards on Auditing and consequently does not enable us to obtain assurance that we would become aware of all significant matters that might be identified in an audit. Accordingly, we do not express an audit opinion.
4. Based on our review conducted as above, nothing has come to our attention that causes us to believe that the accompanying Statement, prepared in accordance with the recognition and measurement principles laid down in the aforesaid Indian Accounting Standards ('Ind AS') specified under Section 133 of the Companies Act, 2013 as amended, read with relevant rules issued thereunder and other accounting principles generally accepted in India, has not disclosed the information required to be disclosed in terms of the Listing Regulations, including the manner in which it is to be disclosed, or that it contains any material misstatement.

For S.R. Batliboi & Co. LLP

Chartered Accountants

ICAI Firm registration number: 301003E/E300005
per Vishal Sharma

Partner

Membership No.: 096766

UDIN: 24096766BKFFUT 7102



Place: Gurugram

Date: October 22, 2024

AMBER ENTERPRISES INDIA LIMITED

Regd. Office: C-1, Phase II, Focal Point, Rajpura Town, Punjab - 140401, India

CIN: L28910PB1990PLC010265, Website: www.ambergrouppindia.com, Ph.: 0124 - 3923000, E-Mail: info@ambergrouppindia.com

STATEMENT OF STANDALONE UNAUDITED FINANCIAL RESULTS FOR THE QUARTER AND SIX MONTHS ENDED 30 SEPTEMBER 2024

(₹ in lakh, except per share data)

Sl. no.	Particulars	Three months ended			Year to date figures for six months ended		Year ended
		30 September 2024	30 June 2024	30 September 2023	30 September 2024	30 September 2023	31 March 2024
		(Unaudited)	(Unaudited)	(Unaudited)	(Unaudited)	(Unaudited)	(Audited)
1	Income						
	Revenue from operations	87,542.76	1,73,988.55	45,376.43	2,61,531.31	1,65,143.32	4,50,467.24
	Other income	2,236.33	2,417.52	968.66	4,653.85	2,770.32	5,696.27
	Total income	89,779.09	1,76,406.07	46,345.09	2,66,185.16	1,67,913.64	4,56,163.51
2	Expenses						
	Cost of raw materials consumed	73,919.30	1,41,615.26	35,946.34	2,15,534.56	1,34,527.71	3,78,012.92
	Purchase of traded goods	3,343.64	5,290.27	-	8,633.91	-	5,476.92
	Changes in inventories of intermediate products (including manufactured components) and finished goods	(2,076.21)	4,108.03	945.67	2,031.82	4,885.64	2,419.53
	Employee benefits expense	3,156.45	3,264.26	2,840.73	6,420.71	5,827.77	12,116.33
	Finance costs	3,747.71	4,228.07	2,770.01	7,975.78	6,481.26	13,194.79
	Depreciation and amortisation expense	3,538.59	3,407.28	3,245.26	6,945.87	6,405.20	12,993.54
	Other expenses	6,421.54	8,314.49	4,650.31	14,736.03	10,801.32	26,369.50
	Total expense	92,051.02	1,70,227.66	50,398.32	2,62,278.68	1,68,928.90	4,50,583.53
3	(Loss)/profit before tax	(2,271.93)	6,178.41	(4,053.23)	3,906.48	(1,015.26)	5,579.98
4	Tax expense						
	(i) Current tax	(1,228.69)	1,830.30	(602.75)	601.61	-	1,123.57
	(ii) Deferred tax charge/(credit)	192.03	(82.46)	(435.91)	109.57	(259.14)	400.52
5	(Loss)/profit for the period/year	(1,235.27)	4,430.57	(3,014.57)	3,195.30	(756.12)	4,055.89
6	Other comprehensive income/(loss)						
	(i) Items that will not be reclassified to profit or loss	(67.09)	(22.72)	(99.55)	(89.81)	(106.08)	(90.89)
	(ii) Income tax relating to items that will not be reclassified to profit or loss	16.89	5.72	25.07	22.61	26.71	22.88
	(iii) Items that will be reclassified to profit or loss	72.97	(5.28)	(80.59)	67.69	(107.26)	(135.08)
	(iv) Income tax relating to items that will be reclassified to profit or loss	(17.18)	1.24	18.98	(15.94)	25.26	31.81
	Other comprehensive income/(loss) for the period/year, net of tax	5.59	(21.04)	(136.09)	(15.45)	(161.37)	(171.28)
7	Total comprehensive (loss)/income for the period/year, net of tax	(1,229.68)	4,409.53	(3,150.66)	3,179.85	(917.49)	3,884.61
8	Paid-up equity share capital (face value of ₹ 10 each)	3,376.25	3,369.37	3,369.37	3,376.25	3,369.37	3,369.37
9	Other equity						1,68,027.59
10	Earnings per share (face value of ₹ 10 each) (not annualised)						
	(i) Basic	(3.66)	13.15	(8.95)	9.46	(2.24)	12.04
	(ii) Diluted	(3.64)	13.10	(8.95)	9.43	(2.24)	12.03



AMBER ENTERPRISES INDIA LIMITED

Regd. Office: C-1, Phase II, Focal Point, Rajpura Town, Punjab - 140401, India

CIN: L28910PB1990PLC010265, Website: www.ambergrouppindia.com, Ph.: 0124 - 3923000, E-Mail: Info@ambergrouppindia.com

STANDALONE STATEMENT OF ASSETS AND LIABILITIES AS AT 30 SEPTEMBER 2024

(₹ in lakh)

Particulars	As at	As at
	30 September 2024	31 March 2024
	(Unaudited)	(Audited)
ASSETS		
Non-current assets		
Property, plant and equipment	1,21,980.63	1,24,581.60
Capital work-in-progress	957.78	353.57
Intangible assets	14,004.44	11,559.12
Right-of-use assets	11,082.93	11,515.15
Intangible assets under development	2,625.44	3,438.14
Financial assets		
(i) Investments	97,169.39	71,633.05
(ii) Loans	13,104.08	8,541.82
(iii) Other financial assets	7,899.79	7,860.57
Income tax assets (net)	936.38	622.21
Other non-current assets	6,755.03	5,039.24
Total non-current assets	2,76,515.89	2,45,144.47
Current assets		
Inventories	54,701.58	55,684.44
Financial assets		
(i) Investments	-	10,562.41
(ii) Trade receivables	71,734.76	1,13,071.59
(iii) Cash and cash equivalents	5,604.84	6,458.97
(iv) Other bank balances	36,908.90	50,018.81
(v) Loans	77.06	139.97
(vi) Other financial assets	896.58	1,003.31
Other current assets	6,462.05	6,660.94
Total current assets	1,76,385.77	2,43,600.44
Assets held for sale	410.00	-
TOTAL ASSETS	4,53,311.66	4,88,744.91
EQUITY AND LIABILITIES		
Equity		
Equity share capital	3,376.25	3,369.37
Other equity	1,73,458.43	1,68,027.59
Total equity	1,76,834.68	1,71,396.96
Liabilities		
Non-current liabilities		
Financial liabilities		
(i) Borrowings	57,909.93	51,092.69
(ii) Lease liabilities	4,592.14	5,061.15
(iii) Other financial liabilities	3,383.73	2,882.28
Provisions	937.22	828.68
Government grants	88.56	102.71
Deferred tax liabilities (net)	4,761.68	4,658.78
Total non-current liabilities	71,673.26	64,626.29
Current liabilities		
Financial liabilities		
(i) Borrowings	89,851.66	60,822.78
(ii) Lease liabilities	1,245.76	1,141.26
(iii) Trade payables		
(A) total outstanding dues of micro enterprises and small enterprises	724.94	1,062.52
(B) total outstanding dues of creditors other than micro enterprises and small enterprises	1,04,152.55	1,73,933.90
(iv) Other financial liabilities	4,810.78	5,304.62
Other current liabilities	3,481.72	10,002.12
Provisions	518.66	434.20
Government grants	17.65	20.26
Total current liabilities	2,04,803.72	2,52,721.66
Total liabilities	2,76,476.98	3,17,347.95
TOTAL EQUITY AND LIABILITIES	4,53,311.66	4,88,744.91



AMBER ENTERPRISES INDIA LIMITED

Regd. Office: C-1, Phase II, Focal Point, Rajpura Town, Punjab - 140401, India

CIN: L28910PB1990PLC010265, Website: www.ambergrouppindia.com, Ph.: 0124 - 3923000, E-Mail: Info@ambergrouppindia.com

STANDALONE STATEMENT OF CASH FLOWS FOR THE SIX MONTHS ENDED 30 SEPTEMBER 2024

(₹ in lakh)

	For the six months ended 30 September 2024 (Unaudited)	For the six months ended 30 September 2023 (Unaudited)
A. Cash flows from operating activities		
Profit/(loss) before tax	3,906.48	(1,015.26)
Adjustments to reconcile profit/(loss) before tax to net cash flows:		
Depreciation and amortisation expense	6,945.87	6,405.20
Advances and other balances written off	138.00	-
Government grant income	(1,915.05)	(1,539.85)
Interest income	(3,209.91)	(1,761.58)
Loss on disposal of property, plant and equipment (net)	117.70	32.00
Fair value (profit)/loss on financial instruments	(4.98)	92.22
Unrealised foreign exchange (gain)/loss (net)	(300.90)	14.86
Loss on fair valuation of assets held for sale	404.04	-
Impairment of trade receivables	70.00	60.00
Shared based payment expenses	393.72	721.09
Liabilities no longer required written back	(49.56)	(0.90)
Loss on sale of perpetual debt instruments	-	108.15
Gain on settlement of deferred consideration	-	(168.10)
Finance costs	7,975.78	6,481.25
Working capital adjustments:		
Decrease in trade receivables	41,266.83	1,01,811.83
Decrease in inventories	982.86	34,385.33
Decrease in non-financial assets	239.23	4,444.46
Decrease/(increase) in financial assets	2,677.46	(72.07)
(Decrease) in trade payables	(69,768.47)	(1,52,886.84)
Increase in provisions	103.20	153.01
(Decrease) in non-financial liabilities	(6,537.17)	(6,440.59)
(Decrease) in financial liabilities	(89.48)	(438.97)
Cash generated from operations	(16,654.35)	(9,614.76)
Income tax paid (net)	(915.79)	(334.72)
Net cash flows used in operating activities (A)	(17,570.14)	(9,949.48)
B. Cash flows from investing activities		
Purchase of property, plant and equipment, capital work in progress, intangible assets and intangible assets under development	(8,955.06)	(14,332.35)
Proceeds from sale of property, plant and equipment	117.70	422.16
Loans to related parties	(15,538.00)	(5,025.00)
Repayment of loans received from related parties	10,970.00	-
Investments made in perpetual debt instruments	(11,593.88)	-
Sale of perpetual debt instruments	10,000.00	5,600.00
Payment of deferred consideration for acquisition of remaining stake in subsidiary	-	(97.01)
Payment for acquisition of additional stake in subsidiary	(10,185.91)	(944.24)
Movement in bank deposits (net)	12,659.88	(3,196.52)
Investment made in equity instruments (joint ventures)	(3,500.00)	-
Interest received on perpetual debt instruments	799.00	512.40
Interest received on bank deposits	1,869.07	1,064.12
Interest received on loans to related parties	590.73	88.16
Net cash flows used in investing activities (B)	(12,766.47)	(15,908.28)
C. Cash flows from financing activities:		
Proceeds from short term borrowings (net)	28,186.04	8,930.58
Proceeds from long term borrowings	14,000.00	-
Repayment of long term borrowings	(6,339.93)	(3,134.95)
Proceeds from issue of equity shares on exercise of employee stock option plan (ESOPs)	1,848.49	-
Payment of principal portion of lease liabilities	(364.51)	(501.45)
Payment of interest portion of lease liabilities	(265.71)	(264.05)
Finance costs paid	(7,581.90)	(6,142.65)
Net cash flows from/(used in) financing activities (C)	29,482.48	(1,112.52)
D. Net decrease in cash and cash equivalent (A+B+C)	(854.13)	(26,970.28)
E. Cash and cash equivalents at the beginning of the period	6,458.97	29,987.40
Cash and cash equivalents at the end of the period (D+E)	5,604.84	3,017.12




AMBER ENTERPRISES INDIA LIMITED**Regd. Office:** C-1, Phase II, Focal Point, Rajpura Town, Punjab - 140401, India**CIN:** L28910PB1990PLC010265, **Website:** www.ambergrouppindia.com, **Ph.:** 0124 - 3923000, **E-Mail:** Info@ambergrouppindia.com**STANDALONE STATEMENT OF CASH FLOWS FOR THE SIX MONTHS ENDED 30 SEPTEMBER 2024**

(₹ in lakh)

	For the six months ended 30 September 2024 (Unaudited)	For the six months ended 30 September 2023 (Unaudited)
Cash and cash equivalents includes:		
Balances with banks:		
- in current and cash credit accounts	1,920.43	3,012.74
- deposits with original maturity of less than three months	3,679.81	-
Cash in hand	4.60	4.38
Cash and cash equivalents	5,604.84	3,017.12

1



Independent Auditor's Review Report on the Quarterly and Year to Date Unaudited Consolidated Financial Results of the Company Pursuant to the Regulation 33 of the SEBI (Listing Obligations and Disclosure Requirements) Regulations, 2015, as amended**Review Report to
The Board of Directors
Amber Enterprises India Limited**

1. We have reviewed the accompanying Statement of Unaudited Consolidated Financial Results of Amber Enterprises India Limited (the "Holding Company") and its subsidiaries (the Holding Company and its subsidiaries together referred to as "the Group") and its joint ventures for the quarter ended September 30, 2024 and year to date from April 1, 2024 to September 30, 2024 (the "Statement") attached herewith, being submitted by the Holding Company pursuant to the requirements of Regulation 33 of the SEBI (Listing Obligations and Disclosure Requirements) Regulations, 2015, as amended (the "Listing Regulations").
2. The Holding Company's Management is responsible for the preparation of the Statement in accordance with the recognition and measurement principles laid down in Indian Accounting Standard 34, (Ind AS 34) "Interim Financial Reporting" prescribed under Section 133 of the Companies Act, 2013 as amended, read with relevant rules issued thereunder and other accounting principles generally accepted in India and in compliance with Regulation 33 of the Listing Regulations. The Statement has been approved by the Holding Company's Board of Directors. Our responsibility is to express a conclusion on the Statement based on our review.
3. We conducted our review of the Statement in accordance with the Standard on Review Engagements (SRE) 2410, "Review of Interim Financial Information Performed by the Independent Auditor of the Entity" issued by the Institute of Chartered Accountants of India. This standard requires that we plan and perform the review to obtain moderate assurance as to whether the Statement is free of material misstatement. A review of interim financial information consists of making inquiries, primarily of persons responsible for financial and accounting matters, and applying analytical and other review procedures. A review is substantially less in scope than an audit conducted in accordance with Standards on Auditing and consequently does not enable us to obtain assurance that we would become aware of all significant matters that might be identified in an audit. Accordingly, we do not express an audit opinion.

We also performed procedures in accordance with the Master Circular issued by the Securities and Exchange Board of India under Regulation 33(8) of the Listing Regulations, to the extent applicable.

4. The Statement includes the results of the following entities:

S. No.	Company Name	Nature
1	Amber Enterprises India Limited	Holding Company
2	Sidwal Refrigeration Industries Private Limited (Subsidiary of Amber Enterprises India Limited)	Subsidiary
3	IL JIN Electronics (India) Private Limited (Subsidiary of Amber Enterprises India Limited)	Subsidiary
4	PICL (India) Private Limited (Subsidiary of Amber Enterprises India Limited)	Subsidiary
5	Ever Electronics Private Limited (Subsidiary of Amber Enterprises India Limited)	Subsidiary
6	Pravartaka Tooling Services Private Limited (Subsidiary of Amber Enterprises India Limited)	Subsidiary
7	AmberPR Technoplast India Private Limited (Subsidiary of Amber Enterprises India Limited)	Subsidiary
8	Appserve Appliance Private Limited (Subsidiary of Amber Enterprises India Limited)	Subsidiary



S.R. BATLIBOI & Co. LLP

Chartered Accountants

9	Amber Enterprises U.S.A Inc. (Subsidiary of Amber Enterprises India Limited)	Subsidiary
10	Ascent Circuits Private Limited (Subsidiary of IL JIN Electronics (India) Private Limited)	Step-down Subsidiary
11	AT Railway Sub systems Private Limited (subsidiary of Sidwal Refrigeration Industries Private Limited)	Step-down Subsidiary
12	Stelltek Technologies Private Limited (Joint venture of IL JIN Electronics (India) Private Limited)	Step-down Joint Venture
13	Shivaliks Mercantile Private Limited (Joint venture of Sidwal Refrigeration Industries Private Limited)	Step-down Joint Venture
14	Titagarh Firema SpA (Associate of Shivaliks Mercantile Private Limited)	Associate of Step-down Joint Venture
15	Resojet Private Limited (Joint venture of Amber Enterprises India Limited)	Joint Venture
16	Yujin Machinery India Private Limited (Joint venture of AT Railway Sub systems Private Limited)	Step-down Joint Venture

5. Based on our review conducted and procedures performed as stated in paragraph 3 above and based on the consideration of the review reports of other auditors referred to in paragraph 6 below, nothing has come to our attention that causes us to believe that the accompanying Statement, prepared in accordance with recognition and measurement principles laid down in the aforesaid Indian Accounting Standards ('Ind AS') specified under Section 133 of the Companies Act, 2013, as amended, read with relevant rules issued thereunder and other accounting principles generally accepted in India, has not disclosed the information required to be disclosed in terms of the Listing Regulations, including the manner in which it is to be disclosed, or that it contains any material misstatement.
6. The accompanying Statement includes the unaudited interim financial results and other financial information, in respect of:
- two step-down subsidiaries, whose unaudited interim financial results include total assets of Rs. 31,708.07 lakhs as at September 30, 2024, total revenues of Rs 8,340.78 lakhs and Rs 15,675.47 lakhs, total net profit after tax of Rs. 1,211.21 lakhs and Rs. 2,388.99 lakhs, total comprehensive income of Rs. 1,203.42 lakhs and Rs. 2,381.54 lakhs, for the quarter ended September 30, 2024 and the period ended on that date respectively, and net cash outflows of Rs. 425.32 lakhs for the period from April 1, 2024 to September 30, 2024, as considered in the Statement which have been reviewed by their respective independent auditors.
 - one joint venture and two step-down joint ventures (including one associate of step-down joint venture), whose unaudited interim financial results include Group's share of net loss of Rs. 267.34 lakhs and Rs. 826.37 lakhs and Group's share of total comprehensive loss of Rs. 267.34 lakhs and Rs. 826.37 lakhs for the quarter ended September 30, 2024 and for the period from April 1, 2024 to September 30, 2024 respectively, as considered in the Statement whose interim financial results and other financial information have been reviewed by their respective independent auditors.

The independent auditor's reports on interim financial results of these entities have been furnished to us by the Management and our conclusion on the Statement, in so far as it relates to the amounts and disclosures in respect of these subsidiaries and joint ventures is based solely on the report of such auditors and procedures performed by us as stated in paragraph 3 above.

7. The accompanying Statement includes unaudited interim financial results and other unaudited financial information in respect of:
- one subsidiary, whose interim financial results and other financial information reflect total assets of Rs. 110.89 lakhs as at September 30, 2024, and total revenues of Rs. 55.15 lakhs and Rs. 113.70 lakhs, total net profit after tax of Rs. 2.93 lakhs and Rs. 10.46 lakhs, total comprehensive income of Rs. 3.30 lakhs and Rs. 10.95 lakhs, for the quarter ended September 30, 2024 and the period ended on that date respectively and net cash inflows of Rs. 23.28 lakhs for the period from April 1, 2024 to September 30, 2024.



S.R. BATLIBOI & Co. LLP

Chartered Accountants

- one joint venture of step-down subsidiary, whose interim financial results includes the Group's share of net profit of Rs. Nil and Rs. Nil and Group's share of total comprehensive income of Rs. Nil and Rs. Nil for the quarter ended September 30, 2024 and for the period ended on that date respectively.

The unaudited interim financial results and other unaudited financial information of these subsidiary and joint venture have not been reviewed by any auditor and have been approved and furnished to us by the Management and our conclusion on the Statement, in so far as it relates to the affairs of these subsidiary and joint venture, is based solely on such unaudited interim financial results and other unaudited financial information. According to the information and explanations given to us by the Management, these interim financial results are not material to the Group.

Our conclusion on the Statement in respect of matters stated in para 6 and 7 above is not modified with respect to our reliance on the work done and the reports of the other auditors and the financial results certified by the Management.

For S.R. Batliboi & Co. LLP

Chartered Accountants

ICAI Firm registration number: 301003E/E300005

Vishal Sharma

per Vishal Sharma

Partner

Membership No.: 096766

UDIN: *24096766BKFFUC3762*



Place: Gurugram

Date: October 22, 2024

AMBER ENTERPRISES INDIA LIMITED


Regd. Office: C-1, Phase II, Focal Point, Rajpura Town, Punjab - 140401, India

CIN: L28910PB1990PLC010265, Website: www.ambergrouppindia.com, Ph.: 0124 - 3923000, E-Mail: info@ambergrouppindia.com

STATEMENT OF CONSOLIDATED UNAUDITED FINANCIAL RESULTS FOR THE QUARTER AND SIX MONTHS ENDED 30 SEPTEMBER 2024

(₹ in lakh, except per share data)

Sl. no.	Particulars	Three months ended			Year to date figures for six months ended		Year ended
		30 September 2024	30 June 2024	30 September 2023	30 September 2024	30 September 2023	31 March 2024
		(Unaudited)	(Unaudited)	(Unaudited)	(Unaudited)	(Unaudited)	(Audited)
1	Income						
	Revenue from operations	1,68,470.02	2,40,129.11	92,706.47	4,08,599.13	2,62,905.14	6,72,926.89
	Other income	1,782.01	2,068.14	1,274.80	3,850.15	3,206.21	5,530.79
	Total income	1,70,252.03	2,42,197.25	93,981.27	4,12,449.28	2,66,111.35	6,78,457.68
2	Expenses						
	Cost of raw materials consumed	1,32,205.40	1,83,989.21	71,022.78	3,16,194.61	2,09,146.52	5,37,918.09
	Purchase of traded goods	7,154.58	9,511.41	-	16,665.95	-	9,238.32
	Changes in inventories of intermediate products (including manufactured components) and finished goods	(4,794.67)	3,966.85	1,035.32	(827.82)	3,377.90	2,836.87
	Employee benefits expense	7,680.17	7,643.20	5,959.72	15,323.37	11,917.09	25,723.57
	Finance costs	4,864.27	5,183.90	3,657.09	10,048.17	8,182.98	16,698.44
	Depreciation and amortisation expense	5,662.98	5,493.62	4,522.07	11,156.60	8,850.66	18,652.89
	Other expenses	14,851.09	15,401.50	8,732.15	30,252.59	19,315.23	48,021.86
	Total expense	1,67,623.82	2,31,189.69	94,929.13	3,98,813.51	2,60,790.38	6,59,090.04
3	Profit/(loss) before share of (loss) of joint ventures and tax	2,628.21	11,007.56	(947.86)	13,635.77	5,320.97	19,367.64
	Share of (loss) of joint ventures, net of tax	(267.34)	(559.03)	-	(826.37)	-	(234.46)
	Profit/(loss) before tax	2,360.87	10,448.53	(947.86)	12,809.40	5,320.97	19,133.18
4	Tax expense						
	(i) Current tax	(134.55)	2,922.95	72.20	2,788.40	1,385.65	4,599.12
	(ii) Deferred tax charge/(credit)	399.25	53.56	(454.84)	452.81	(160.32)	547.37
5	Profit/(loss) for the period/year	2,096.17	7,472.02	(565.22)	9,568.19	4,095.64	13,946.69
6	Other comprehensive (loss)						
	(i) Items that will not be reclassified to profit or loss	(98.18)	(27.79)	(169.09)	(125.97)	(132.40)	(116.20)
	(ii) Income tax relating to items that will not be reclassified to profit or loss	24.77	7.01	42.88	31.78	33.58	28.56
	(iii) Items that will be reclassified to profit or loss	73.34	(5.16)	(80.61)	68.18	(107.43)	(134.02)
	(iv) Income tax relating to items that will be reclassified to profit or loss	(17.18)	1.24	18.98	(15.94)	25.26	31.81
	Other comprehensive (loss) for the period/year, net of tax	(17.25)	(24.70)	(187.84)	(41.95)	(180.99)	(189.85)
7	Total comprehensive income/(loss) for the period/year, net of tax	2,078.92	7,447.32	(753.06)	9,526.24	3,914.65	13,756.84
8	Profit/(loss) attributable to:						
	(i) Equity holders of the holding company	1,924.75	7,236.90	(694.73)	9,161.65	3,869.48	13,288.05
	(ii) Non-controlling interests	171.42	235.12	129.51	406.54	226.16	658.64
9	Other comprehensive (loss) attributable to:						
	(i) Equity holders of the holding company	(16.30)	(24.49)	(185.01)	(40.79)	(178.56)	(187.58)
	(ii) Non-controlling interests	(0.95)	(0.21)	(2.83)	(1.16)	(2.43)	(2.27)
10	Total comprehensive income/(loss) attributable to:						
	(i) Equity holders of the holding company	1,908.45	7,212.41	(879.74)	9,120.85	3,690.92	13,100.46
	(ii) Non-controlling interests	170.47	234.91	126.68	405.33	223.73	656.38
11	Paid-up equity share capital (face value of ₹ 10 each)	3,376.25	3,369.37	3,369.37	3,376.25	3,369.37	3,369.37
12	Other equity						2,03,066.39
13	Earnings per share (face value of ₹ 10 each) (not annualised)						
	(i) Basic	5.70	21.48	(2.06)	27.14	11.48	39.44
	(ii) Diluted	5.68	21.40	(2.06)	27.03	11.48	39.41

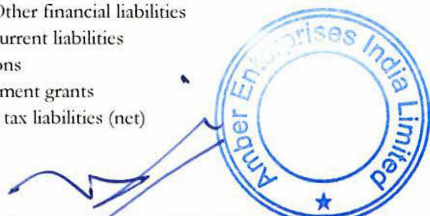


AMBER ENTERPRISES INDIA LIMITED
Regd. Office: C-1, Phase II, Focal Point, Rajpura Town, Punjab - 140401, India

CIN: L28910PB1990PLC010265, **Website:** www.ambergrouppindia.com, **Ph.:** 0124 - 3923000, **E-Mail:** Info@ambergrouppindia.com

CONSOLIDATED STATEMENT OF ASSETS AND LIABILITIES AS AT 30 SEPTEMBER 2024
(₹ in lakh)

Particulars	As at	As at
	30 September 2024	31 March 2024
	(Unaudited)	(Audited)
ASSETS		
Non-current assets		
Property, plant and equipment	1,99,749.59	1,92,522.41
Capital work-in-progress	3,691.42	2,434.77
Goodwill	36,086.55	36,086.55
Other intangible assets	39,038.32	37,243.96
Right-of-use assets	14,478.11	16,669.45
Intangible assets under development	7,183.62	6,643.87
Investment accounted for using equity method	13,421.19	10,747.16
Financial assets		
(i) Investments	12,179.04	342.34
(ii) Loans	209.02	263.82
(iii) Other financial assets	10,124.38	10,669.78
Deferred tax assets (net)	217.36	301.34
Income tax assets (net)	3,183.06	1,916.69
Other non-current assets	13,464.20	7,884.13
Total non-current assets	3,53,025.86	3,23,726.27
Current assets		
Inventories	92,795.13	84,083.50
Financial assets		
(i) Investments	86.01	10,640.68
(ii) Trade receivables	1,24,861.05	1,56,925.52
(iii) Cash and cash equivalents	8,726.35	13,187.20
(iv) Other bank balances	43,913.78	55,941.81
(v) Loans	290.73	222.62
(vi) Other financial assets	5,205.27	3,883.26
Other current assets	13,303.21	10,661.30
Total current assets	2,89,181.53	3,35,545.89
Assets held for sale	457.60	47.60
TOTAL ASSETS	6,42,664.99	6,59,319.76
EQUITY AND LIABILITIES		
Equity		
Equity share capital	3,376.25	3,369.37
Other equity	2,07,640.91	2,03,066.39
Equity attributable to equity holders of holding company	2,11,017.16	2,06,435.76
Non-controlling interests	2,252.51	5,180.95
Total Equity	2,13,269.67	2,11,616.71
Liabilities		
Non-current liabilities		
Financial liabilities		
(i) Borrowings	72,914.60	66,754.79
(ii) Lease liabilities	6,864.51	8,478.39
(iii) Other financial liabilities	33,691.37	28,015.73
Provisions	2,283.84	2,051.06
Government grants	88.56	102.71
Deferred tax liabilities (net)	14,130.05	13,776.80
Total non-current liabilities	1,29,972.93	1,19,179.48
Current liabilities		
Financial liabilities		
(i) Borrowings	1,21,491.53	76,567.52
(ii) Lease liabilities	1,974.77	2,094.11
(iii) Trade payables		
(A) total outstanding dues of micro enterprises and small enterprises	3,866.53	2,813.66
(B) total outstanding dues of creditors other than micro enterprises and small enterprises	1,52,861.20	2,13,894.25
(iv) Other financial liabilities	9,850.18	16,056.82
Other current liabilities	7,921.57	16,000.01
Provisions	904.60	946.99
Government grants	17.65	20.26
Income tax liabilities (net)	534.36	129.95
Total current liabilities	2,99,422.39	3,28,523.57
Total liabilities	4,29,395.32	4,47,703.05
TOTAL EQUITY AND LIABILITIES	6,42,664.99	6,59,319.76


TOTAL EQUITY AND LIABILITIES

AMBER ENTERPRISES INDIA LIMITED

Regd. Office: C-1, Phase II, Focal Point, Rajpura Town, Punjab - 140401, India

CIN: L28910PB1990PLC010265, Website: www.ambergrouppindia.com, Ph.: 0124 - 3923000, E-Mail: Info@ambergrouppindia.com

CONSOLIDATED STATEMENT OF CASH FLOWS FOR THE SIX MONTHS ENDED 30 SEPTEMBER 2024

(₹ in lakh)

		For the six months ended 30 September 2024 (Unaudited)	For the six months ended 30 September 2023 (Unaudited)
A.	Cash flows from operating activities		
	Profit before tax	12,809.40	5,320.97
	Adjustments to reconcile profit before tax to net cash flows:		
	Depreciation and amortisation expense	11,156.60	8,850.66
	Advances and other balances written off	140.56	9.39
	Bad debts	46.27	0.88
	Provision for warranty	189.74	205.38
	Liabilities no longer required written back	(56.60)	(4.63)
	Loss on sale of perpetual debt instruments	-	108.15
	Government grant income	(2,515.05)	(1,839.85)
	Interest income	(2,840.03)	(1,915.95)
	Loss on disposal of property, plant and equipment (net)	140.91	17.02
	Derecognition of financial liability	-	(165.33)
	Loss on account of unapproved product development	51.82	-
	Share of loss of joint ventures, net of tax	826.37	-
	Impairment of trade receivables	70.00	58.73
	Share based payment expenses	462.28	946.11
	Gain on settlement of deferred consideration	-	(168.10)
	Fair value gain/(loss) on financials instruments	(12.71)	92.22
	Loss on fair valuation of assets held for sale	404.04	-
	Unrealised foreign exchange (gain) (net)	(456.26)	(51.83)
	Finance costs	10,048.17	8,182.98
	Working capital adjustments:		
	Decrease in trade receivables	31,945.64	1,06,079.74
	(Increase)/decrease in inventories	(8,711.63)	32,713.59
	(Increase)/decrease in non-financial assets	(2,566.26)	9,134.04
	Decrease/(increase) in financial assets	1,589.99	(933.31)
	(Decrease) in trade payables	(59,467.32)	(1,60,157.81)
	(Decrease) in provisions	(125.32)	(19.59)
	(Decrease) in non-financial liabilities	(8,095.20)	(11,352.89)
	(Decrease)/increase in financial liabilities	(1,093.07)	36.80
	Cash generated from operations	(16,057.66)	(4,852.63)
	Income tax paid (net)	(3,650.09)	(2,252.25)
	Net cash flows used in operating activities (A)	(19,707.75)	(7,104.88)
B.	Cash flows from investing activities		
	Purchase of property, plant and equipment, capital work in progress, intangible assets and intangible assets under development	(27,871.26)	(21,877.78)
	Proceeds from sale of property, plant and equipment	829.37	584.52
	Investments made in perpetual debt instruments	(11,593.88)	-
	Sale of perpetual debt instruments	10,000.00	5,600.00
	Payment for acquisition of additional stake in subsidiary	(10,185.91)	(944.24)
	Investment made in equity instruments	-	(212.63)
	Payment of deferred consideration for acquisition of additional stake in subsidiary	-	(97.01)
	Movement in bank deposits (net)	12,252.06	(6,811.15)
	Investment made in equity instruments (joint ventures)	(3,500.00)	-
	Interest received on perpetual debt instruments	799.00	512.40
	Interest received on bank deposits	2,199.27	1,299.06
	Net cash flows used in investing activities (B)	(27,071.35)	(21,946.83)
C.	Cash flows from financing activities		
	Proceeds from short-term borrowings (net)	44,110.03	14,326.22
	Proceeds from long-term borrowings	15,769.89	509.38
	Repayment of long-term borrowings	(8,796.08)	(4,563.02)
	Proceeds from issue of equity shares on exercise of employee stock option plan (ESOPs)	1,848.49	-
	Payment of principal portion of lease liabilities	(762.19)	(754.28)
	Payment of interest portion of lease liabilities	(445.43)	(477.25)
	Finance costs paid	(9,406.95)	(7,676.06)
	Net cash flows from financing activities (C)	42,317.76	1,364.99
D.	Net decrease in cash and cash equivalents (A+B+C)	(4,461.34)	(27,686.72)
E.	Cash and cash equivalents at the beginning of the period	13,187.20	32,317.99
	Net foreign exchange difference	0.49	(0.17)
	Cash and cash equivalents at the end of the period (D+E)	8,726.35	4,631.10



AMBER ENTERPRISES INDIA LIMITED**Regd. Office:** C-1, Phase II, Focal Point, Rajpura Town, Punjab - 140401, India**CIN:** L28910PB1990PLC010265, **Website:** www.ambergrouppindia.com, **Ph.:** 0124 - 3923000, **E-Mail:** Info@ambergrouppindia.com**CONSOLIDATED STATEMENT OF CASH FLOWS FOR THE SIX MONTHS ENDED 30 SEPTEMBER 2024***(₹ in lakh)*

	For the six months ended 30 September 2024 (Unaudited)	For the six months ended 30 September 2023 (Unaudited)
Cash and cash equivalents includes:		
Balances with banks:		
- in current and cash credit accounts	5,021.36	4,607.66
- deposits with original maturity of less than three months	3,691.14	10.13
Cash in hand	13.85	13.31
Cash and cash equivalents	8,726.35	4,631.10



AMBER ENTERPRISES INDIA LIMITED

Regd. Office: C-1, Phase II, Focal Point, Rajpura Town, Punjab - 140401, India

CIN: L28910PB1990PLC010265, Website: www.ambergrouppindia.com, Ph.: 0124 - 3923000, E-Mail: Info@ambergrouppindia.com

CONSOLIDATED SEGMENTWISE REVENUE, RESULTS, ASSETS AND LIABILITIES FOR THE QUARTER AND SIX MONTHS ENDED 30 SEPTEMBER 2024

(₹ in lakh, except per share data)

Sl. no.	Particulars	Three months ended			Year to date figures for six months ended		Year ended
		30 September 2024	30 June 2024	30 September 2023	30 September 2024	30 September 2023	31 March 2024
		(Unaudited)	(Unaudited)	(Unaudited)	(Unaudited)	(Unaudited)	(Audited)
1	Segment Revenue						
	Consumer durables	1,08,483.51	1,94,369.07	55,043.00	3,02,852.58	1,88,575.76	5,06,361.00
	Electronics manufacturing services (EMS)	49,230.31	38,819.50	24,806.17	88,049.81	51,536.48	1,24,040.13
	Railway subsystem & Mobility	12,364.16	9,498.76	13,167.08	21,862.92	23,546.10	47,976.31
	Total	1,70,077.98	2,42,687.33	93,016.25	4,12,765.31	2,63,658.34	6,78,377.44
	Less: Inter Segment	(1,607.96)	(2,558.22)	(309.78)	(4,166.18)	(753.20)	(5,450.55)
	Revenue from operations	1,68,470.02	2,40,129.11	92,706.47	4,08,599.13	2,62,905.14	6,72,926.89
2	Segment Results (Profit before Interest, Depreciation and Tax)						
	Consumer durables	5,303.94	14,473.58	1,806.74	19,777.52	11,852.32	32,692.31
	Electronics manufacturing services (EMS)	3,811.54	3,100.48	1,368.37	6,912.02	2,446.11	6,878.95
	Railway subsystem & Mobility	2,170.05	2,050.68	3,084.09	4,220.73	5,127.84	9,681.09
	Total	11,285.53	19,624.74	6,259.20	30,910.27	19,426.27	49,252.35
	Add: Inter Segment	396.40	245.88	58.41	642.28	149.46	439.17
	Total	11,681.93	19,870.62	6,317.61	31,552.55	19,575.73	49,691.52
	Add: Other Income	1,782.01	2,068.14	1,274.80	3,850.15	3,206.21	5,530.79
	Less: Other unallocable expenditure	(308.48)	(253.68)	(361.11)	(562.16)	(427.33)	(503.34)
	Total EBITDA	13,155.46	21,685.08	7,231.30	34,840.54	22,354.61	54,718.97
	Less:						
	- Finance costs	4,864.27	5,183.90	3,657.09	10,048.17	8,182.98	16,698.44
	- Depreciation and amortisation	5,662.98	5,493.62	4,522.07	11,156.60	8,850.66	18,652.89
3	Profit before share of (loss) of a joint venture and tax	2,628.21	11,007.56	(947.86)	13,635.77	5,320.97	19,367.64
	Share of profit/(loss) of a joint venture, net of tax						
	Consumer durables	154.86	(105.94)	-	48.92	-	-
	Electronics manufacturing services (EMS)	15.16	(15.16)	-	-	-	(5.65)
	Railway subsystem & Mobility	(437.36)	(437.93)	-	(875.29)	-	(228.81)
4	Profit before tax	2,360.87	10,448.53	(947.86)	12,809.40	5,320.97	19,133.18
5	Segment Assets						
	Consumer durables	5,04,081.58	5,47,493.17	3,88,381.00	5,04,081.58	3,88,381.00	5,36,031.29
	Electronics manufacturing services (EMS)	1,22,873.78	1,07,860.10	43,551.74	1,22,873.78	43,551.74	1,17,406.80
	Railway subsystem & Mobility	55,442.31	48,999.95	34,542.35	55,442.31	34,542.35	40,757.66
	Total	6,82,397.67	7,04,353.22	4,66,475.09	6,82,397.67	4,66,475.09	6,94,195.75
	Less: Inter Segment	(39,732.68)	(38,873.43)	(3,308.32)	(39,732.68)	(3,308.32)	(34,875.99)
	Total Segment Assets	6,42,664.99	6,65,479.79	4,63,166.77	6,42,664.99	4,63,166.77	6,59,319.76
6	Segment Liabilities						
	Consumer durables	3,20,594.36	3,65,637.42	2,19,143.73	3,20,594.36	2,19,143.73	3,59,833.89
	Electronics manufacturing services (EMS)	89,341.30	76,013.16	35,035.87	89,341.30	35,035.87	1,07,628.96
	Railway subsystem & Mobility	27,913.88	22,293.11	11,780.68	27,913.88	11,780.68	14,859.57
	Total	4,37,849.54	4,63,943.69	2,65,960.28	4,37,849.54	2,65,960.28	4,82,322.42
	Less: Inter Segment	(8,454.22)	(7,628.66)	(3,152.04)	(8,454.22)	(3,152.04)	(34,619.37)
	Total Segment Liabilities	4,29,395.32	4,56,315.03	2,62,808.24	4,29,395.32	2,62,808.24	4,47,703.05



Notes:

1. The consolidated financial results comprise the financial results of the Company and its subsidiaries (herein after referred to as "the Group") and its joint ventures as mentioned below:

1	Amber Enterprises India Limited (Holding Company)
2	PICL (India) Private Limited (PICL, Subsidiary)
3	Appserve Appliance Private Limited (Appserve, Subsidiary)
4	IL JIN Electronics (India) Private Limited (IL JIN, Subsidiary)
5	Ever Electronics Private Limited (Ever Electronics, Subsidiary)
6	Sidwal Refrigeration Industries Private Limited (Sidwal, Subsidiary)
7	Amber Enterprises U.S.A Inc. (Amber USA, Subsidiary)
8	AmberPR Technoplast India Private Limited (AmberPR, Subsidiary)
9	Pravartaka Tooling Services Private Limited (Pravartaka, Subsidiary)
10	Ascent Circuits Private Limited (Ascent, subsidiary of IL JIN) (w.e.f. 2 February 2024)
11	AT Railway Sub systems Private Limited (AT Railway, subsidiary of Sidwal) (w.e.f. 15 March 2024)
12	Stelltek Technologies Private Limited (Stelltek, joint venture of IL JIN) (w.e.f. 26 December 2023)
13	Shivaliks Mercantile Private Limited (Shivaliks, joint venture of Sidwal) (w.e.f. 13 February 2024)
14	Titagarh Firema SpA (Firema, Associate of Shivaliks) (w.e.f. 13 February 2024)
15	Resojet Private Limited (Resojet, joint venture of Holding Company) (w.e.f. 4 May 2024)
16	Yujin Machinery India Private Limited (Yujin, joint venture of AT Railway) (w.e.f. 20 August 2024)


2. The above unaudited standalone and consolidated financial results of the Company and the Group have been prepared in accordance with the Indian Accounting Standards ("Ind AS") as notified by Ministry of Corporate Affairs pursuant to Section 133 of the Companies Act 2013 read with Rule 3 of the Companies (Indian Accounting Standard) Rules, 2015, as amended and in terms of regulation 33 of the SEBI (Listing Obligations and Disclosure Requirements) Regulations, 2015, (as amended) and other accounting principles generally accepted in India
3. The above unaudited standalone and consolidated financial results for the quarter and half year ended on 30 September 2024 have been reviewed by the Audit Committee of the Company and taken on record by the Board of Directors in their respective meetings held on 22 October 2024. The Statutory Auditors have conducted "Limited Review" of these results in terms of Regulation 33 of SEBI (Listing Obligations and Disclosure Requirements) Regulations, 2015, as amended and have expressed an unmodified report on the above results.
4. The certificate obtained from the Chief Executive Officer and Chief Financial officer in respect of above results in terms of Regulation 33 of the SEBI (Listing Obligations and Disclosure Requirements) Regulations, 2015 has been placed before the Board of Directors.
5. The Group's primary business segment is reflected based on the principal business activities carried on by the entities in the Group, in the following operating segments i.e. "Consumer durables", "Electronics manufacturing services (EMS)" and "Railway subsystem & Mobility".
6. The Board of Directors of AT Railway, at their meeting on 23 March 2024, approved the formation of a joint venture alliance with Yujin Machinery Ltd. (Joint Venture Partner, based in South Korea), Sinkodia Pte. Ltd. (Financial Partner, based in Singapore), and Dujin International (Financial Partner, based in South Korea). A definitive agreement was signed on 5 April 2024, for the investment and establishment of a Joint Venture Company dedicated to the manufacturing of all types of wagons, trams, trains, metros, and related ancillary products.

During the current quarter, the Joint Venture Company, "Yujin Machinery India Private Limited" was incorporated on 20 August 2024. As of 30 September 2024, no investments have been made.

7. The Reconstruction Committee of the Board of Directors, in their meeting on 7 September 2024, approved the acquisition of AmberPR business through a slump sale on a going concern basis for a lump sum purchase consideration. A business transfer agreement was entered on 30 September 2024, with an effective date for the transfer set for 1 October 2024. Subsequent to the quarter end, the business of AmberPR has been transferred to the Holding Company on going concern basis and accounted for in accordance with Ind AS 103- Business Combinations.




[Handwritten signature]



8. Subsequent to the quarter ended 30 September 2024, the Joint Venture Committee of the Board of Directors of the IL JIN, at their meeting held on 15 October 2024 approved formation of a joint venture alliance with Korea Circuit Co. Limited to carry on the business of manufacturing of HDI, Flex, Semiconductor Substrates PCBs and the joint venture agreement has been executed on 15 October 2024. The Joint venture Company has not been incorporated yet.
9. Previous period figures have been re-grouped/re-classified wherever necessary, to conform to current period's classification.

For and on behalf of Board of Directors of
Amber Enterprises India Limited



(Jasbir Singh)
Executive Chairman & CEO and Whole Time Director
DIN: 00259632



Place: Gurugram
Date: 22 October 2024