

**Almondz Global Securities Ltd.**

Ref:agsl/corres/Bse-Nse/26-27/0016

May 22, 2026

**The General Manager  
(Listing & Corporate Relations)  
BSE Ltd.  
Phiroze Jeejeebhoy Towers,  
Dalal Street,  
Mumbai - 400 001**

**The Listing Department  
National Stock Exchange of India Ltd.  
Exchange Plaza, Plot No. C/1, G Block,  
Bandra Kurla Complex,  
Bandra (E), Mumbai - 400051**

**Sub: Outcome of Board Meeting held on 22<sup>nd</sup> May, 2026**

**Ref: Regulation 30 of the Securities and Exchange Board of India (Listing Obligations and Disclosure Requirements) Regulations, 2015, as amended from time to time ("Listing Regulations") read with SEBI circular dated January 30, 2026, bearing reference no. HO/49/14/14(7)2025-CFD-POD2/I/3762/2026").**

**Sir/Ma'am,**

This has reference to our letter dated 15.05.2026, pursuant to which we had informed you that a meeting of the board of directors ("Board") of Almondz Global Securities Limited ("Company") will be convened on May 22, 2026.

In furtherance to the aforesaid intimation, we hereby inform you that the Board of Directors of the Company, at its meeting held today i.e. May 22, 2026, inter alia, considered and approved the following matters:

1. The Audited Financial Results (Standalone & Consolidated) for the Quarter and Year ended March 31, 2026 as per the recommendation of Audit Committee, which have been approved and taken on record at a meeting of the Board of Directors of the Company held today;
2. Copies of Audited Financial Results (Standalone & Consolidated) along with the Auditor Report(s) with un-modified opinion thereon, issued by M/s Mohan Gupta & Co., Chartered Accountants, Statutory Auditors of the Company are enclosed herewith;
3. Re-appointment of M/s Batra Neeraj & Associates, Chartered Accountants, as an Internal Auditors of the Company for the Financial year 2026-27.

Further, based on the recommendation of the Nomination and Remuneration Committee, the Board also approved the following:

1. Change in designation of Ms. Neelu Jain (DIN: 00227058) from Non-Executive Director to Independent Director of the Company for a term of 5 (five) years with effect from May 22, 2026 till May 21, 2031, subject to approval of the shareholders and such other approvals as may be required;
2. Appointment of Mr. Rajeev Kumar as an Additional Director and Whole-time Director of the Company for a term of 5 (five) years with effect from the date of allotment of Director Identification Number (DIN) by the Ministry of Corporate Affairs, subject to approval of the shareholders and such other approvals as may be

**Almondz Global Securities Ltd.**

required. He shall be designated as Director – Finance & Chief Financial Officer (CFO) of the Company.

The details as required under Regulation 30 of the Listing Regulations read with SEBI Circular dated January 30, 2026 are enclosed herewith as **Annexure A**.

The aforementioned appointments shall be subject to the approval of the Members by way of Postal Ballot.

A copy of the said results along with the Auditors' report is enclosed herewith. The results are also being made available on the website of the Company at [www.almondzglobal.com](http://www.almondzglobal.com)

The meeting of the Board of Directors commenced at 12:30 p.m. and concluded at 14.40 P.M.

You are requested to kindly take the same on your record and oblige.

Thanking you,

**Yours Faithfully,**

**For Almondz Global Securities Limited**

**Ajay Pratap**  
**Director Legal & Corporate Affairs & Company Secretary**  
**DIN:10805775**

**Encl:a/a**

A detailed disclosure in adherence to Regulation 30 of Listing Regulations read with SEBI Master Circular Ref. No. HO/49/14/14(7)2025-CFD-POD2/I/3762/2026 dated January 30, 2026 ("SEBI Master Circular") are set out in **Annexure – I**

| <b>S.NO.</b> | <b>PARTICULARS</b>   | <b>Details of Mrs. Neelu Jain</b>  | <b>Details of Mr. Rajeev Kumar</b>   | <b>Details of M/s. Batra Neeraj and Associates</b>   |
|--------------|--|--|--|--|
| 1            | Reason for change viz. appointment, resignation, removal, death or otherwise | Change in Designation from Non-Executive Director to Independent Director.   | Appointment as Additional Whole Time Director of the company   | Re-appointment as Internal Auditor of the Company for Financial year 2026-27.  |
| 2            | Date of appointment/cessation (as applicable) & term-of appointment          | 22 May 2026<br>Term of 5 (five) years,<br>22 May 2026 to 21 May 2031   | With effect from the date of allotment of Director Identification Number (DIN) by the Ministry of Corporate Affairs.<br><br>Term of 5 (five) years   | 01.04.2026   |
| 3            | Brief Profile (in case of appointment)                                       | She is having vast experience in the field of teaching, administration and human resources. She is also associated a Director in Jan Sikshan Sansthan and works for upliftment and empowerment of women. She is also a member of the Prevention of Sexual Harrasment Committee of the Company. | A qualified Chartered Accountant with over two decades of experience in the Financial arena, Mr. Rajeev has an in-depth knowledge of the Indian and global markets. He is presently the Chief Financial Officer (CFO) of our | Batra Neeraj & Associates is a Proprietorship firm of Chartered Accountants established in the year 1997 with its registered office at 15/11-B, Tilak Nagar in New Delhi-110018. The firm was founded by CA Neeraj Batra. The firm provides all inclusive Professional |

**Almondz Global Securities Ltd.**

|   |   |   |   |  |
|---|---|---|---|--|
|   |   |   | flagship company Almondz Global Securities Limited.   | services in various areas of Audit & Taxation to organisational and business management , ranging advisory to execution, from compliance to Audit . The firm is known for its authentic and cost effective solutions for all business. |
| 4 | Disclosure of Relationships (in case of appointment)  | Not related to any Director or Key Managerial Personnel of the Company.   | Not related to any Director or Key Managerial Personnel of the Company.   | M/s. Batra Neeraj and Associates, Chartered Accountants the Internal Auditor are not related to any of the Directors of the Company  |
| 5 | Information as required under circular No. LIST/COMP/14/2018-19 and NSE/CML/2018/24 dated June 20, 2018 issued by BSE and NSE respectively. | Ms. Neelu Jain is not debarred from holding the office of director by virtue of any SEBI order or any other such authority. | Mr. Rajeev Kumar is not debarred from holding the office of director by virtue of any SEBI order or any other such authority. | N.A.   |

Almondz Global Securities Limited

Almondz Global Securities Limited  
Statement of Standalone Audited Financial Results for the Quarter / Year ended 31 March 2026

(Rs. In Lakh except per share data)

| Particulars  | Quarter ended |              |              | Year ended   |              |
|--|---------------|--------------|--------------|--------------|--------------|
|  | March, 2026   | Dec, 2025    | March, 2025  | March, 2026  | March, 2025  |
|  | Audited       | Unaudited    | Audited      | Audited      | Audited      |
| <b>I Income</b>  |               |              |              |              |              |
| <b>Revenue From operations</b>   |               |              |              |              |              |
| Interest Income  | 26            | 12           | 78           | 84           | 104          |
| Dividend Income  | (0)           | 1            | 0            | 11           | 8            |
| Rental Income  | -             | -            | -            | -            | -            |
| Fees and commission income   | 423           | 2,883        | 1,357        | 4,145        | 3,090        |
| Gain on fair value changes   | -             | -            | -            | -            | -            |
| Net gain on derecognition of financial instruments under amortised cost category   | -             | -            | -            | -            | -            |
| Sale of products   | -             | -            | -            | -            | -            |
| Others   | 1,580         | 122          | (459)        | 2,069        | 302          |
| <b>Total Revenue From operations (I)</b>   | <b>2,029</b>  | <b>3,018</b> | <b>976</b>   | <b>6,309</b> | <b>3,504</b> |
| <b>II Other income</b>   | <b>25</b>     | <b>22</b>    | <b>(7)</b>   | <b>80</b>    | <b>155</b>   |
| <b>III Total Income (I+II)</b>   | <b>2,054</b>  | <b>3,040</b> | <b>969</b>   | <b>6,389</b> | <b>3,659</b> |
| <b>IV Expenses</b>   |               |              |              |              |              |
| Finance costs  | 52            | 57           | 16           | 219          | 56           |
| Fees and commission expense  | 75            | 1,834        | 120          | 2,033        | 633          |
| Loss on fair value changes   | 1,645         | 289          | 107          | 1,645        | 148          |
| Impairment on financial instruments  | 2             | (4)          | (2)          | 2            | (29)         |
| Net loss on derecognition of financial instruments under amortised cost category   | -             | -            | -            | -            | -            |
| Cost of material consumed  | -             | -            | -            | -            | -            |
| Purchases of Stock-in-Trade  | -             | -            | -            | -            | -            |
| Changes in inventories of finished goods, Stock-in-Trade and work-in-progress  | -             | -            | -            | -            | -            |
| Employee benefits expense  | 272           | 292          | 370          | 1,165        | 1,590        |
| Depreciation and amortization expense  | 77            | 75           | 44           | 301          | 160          |
| Other expenses   | 188           | 256          | 210          | 815          | 804          |
| <b>Total expenses (IV)</b>   | <b>2,311</b>  | <b>2,799</b> | <b>865</b>   | <b>6,180</b> | <b>3,362</b> |
| <b>V Profit/ (loss) before exceptional items and tax (III-IV)</b>  | <b>(257)</b>  | <b>241</b>   | <b>104</b>   | <b>209</b>   | <b>297</b>   |
| <b>VI Exceptional items</b>  | <b>-</b>      | <b>-</b>     | <b>-</b>     | <b>-</b>     | <b>-</b>     |
| <b>VII Profit/(loss) before tax (V-VI)</b>   | <b>(257)</b>  | <b>241</b>   | <b>104</b>   | <b>209</b>   | <b>297</b>   |
| <b>VIII Tax expense:</b>   |               |              |              |              |              |
| (a) Current tax  | (29)          | 115          | 86           | 128          | 108          |
| (b) Current tax expense relating to prior years  | 33            | 116          | 111          | 150          | 111          |
| (c) Deferred tax / MAT credit  | (47)          | 12           | (17)         | (12)         | (17)         |
|  | (15)          | (13)         | (8)          | (10)         | 14           |
| <b>IX Profit/ (Loss) from continuing operations for the period (VII-VIII)</b>  | <b>(228)</b>  | <b>126</b>   | <b>18</b>    | <b>81</b>    | <b>189</b>   |
| <b>X Profit/ (Loss) from discontinued operations</b>   | <b>-</b>      | <b>-</b>     | <b>-</b>     | <b>-</b>     | <b>-</b>     |
| <b>XI Tax expenses of discontinued operations</b>  | <b>-</b>      | <b>-</b>     | <b>-</b>     | <b>-</b>     | <b>-</b>     |
| <b>XII Profit from Discontinued operations (after tax) (X-XI)</b>  | <b>-</b>      | <b>-</b>     | <b>-</b>     | <b>-</b>     | <b>-</b>     |
| <b>XIII Net Profit (loss) for the period (IX+XII)</b>  | <b>(228)</b>  | <b>126</b>   | <b>18</b>    | <b>81</b>    | <b>189</b>   |
| <b>XIV Other Comprehensive Income</b>  |               |              |              |              |              |
| A (i) Items that will not be reclassified to profit or loss  | -             | -            | -            | -            | -            |
| -> Re-measurement gain / loss on defined benefit plans   | 4             | 4            | 8            | 16           | 44           |
| -> Changes in fair value gain / (loss) of FVOCI equity instruments   | -             | -            | -            | -            | -            |
| -> Income tax relating to items that will not be reclassified to profit or loss  | (1)           | (1)          | (2)          | (4)          | (11)         |
| B. (i) Items that will be reclassified to profit or loss   | -             | -            | -            | -            | -            |
| (ii) Income tax relating to items that will be reclassified to profit or loss  | -             | -            | -            | -            | -            |
| <b>XV Total Comprehensive Income for the period (Comprising Profit and Other comprehensive Income for the period) (XIII+XIV)</b> | <b>(225)</b>  | <b>129</b>   | <b>24</b>    | <b>93</b>    | <b>222</b>   |
| <b>XVI Paid-up Equity Share Capital (face value of Rs. 1 each)</b>   | <b>1,736</b>  | <b>1,736</b> | <b>1,723</b> | <b>1,736</b> | <b>1,723</b> |
| <b>XVII Earnings per equity share (for continuing operation)</b>   |               |              |              |              |              |
| (a) Basic  | (0.14)        | 0.07         | 0.01         | 0.05         | 0.11         |
| (b) Diluted  | (0.14)        | 0.07         | 0.01         | 0.05         | 0.11         |
| <b>XVIII Earnings per equity share (for discontinued operation):</b>   |               |              |              |              |              |
| (a) Basic  | -             | -            | -            | -            | -            |
| (b) Diluted  | -             | -            | -            | -            | -            |
| <b>XIX Earnings per equity share (Total)</b>   |               |              |              |              |              |
| (a) Basic  | (0.14)        | 0.07         | 0.01         | 0.05         | 0.11         |
| (b) Diluted  | (0.14)        | 0.07         | 0.01         | 0.05         | 0.11         |

Registered Office : Level - 5, Grande Palladium, 175, CST Road, Off BKC Kalina, Santacruz (E), Vidyannagari Mumbai - 400 098, Maharashtra, India.

Tel. : +91 22 6643 7600 Fax : +91 22 6643 7700

Corporate Office : F-33/3, Okhla Industrial Area Phase - II, New Delhi - 110 020, India. Tel. : +91 11 4350 0700, Fax : +91 11 4350 0735

CIN : L74899MH1994PLC434425 Email : [secretarial@almondz.com](mailto:secretarial@almondz.com) Website : [www.almondzglobal.com](http://www.almondzglobal.com)



Almondz Global Securities Limited

Statement of Audited Standalone Assets and Liabilities as at 31 March 2026

(Rs. In Lakh)

|                                       | As at<br>March 31,<br>2026 | As at<br>March 31,<br>2025 |
|---------------------------------------|----------------------------|----------------------------|
| <b>Assets</b>                         |                            |                            |
| <b>Financial assets</b>               |                            |                            |
| Cash and cash equivalents             | 342                        | 587                        |
| Bank balances other than above        | 51                         | 57                         |
| <b>Receivables</b>                    |                            |                            |
| Trade receivables                     | 3,214                      | 2,301                      |
| Loans                                 | 19                         | 20                         |
| Investments                           | 11,679                     | 11,215                     |
| Inventories                           | -                          | -                          |
| Other financial assets                | 2,697                      | 4,483                      |
|                                       | <b>18,002</b>              | <b>18,663</b>              |
| <b>Non-financial assets</b>           |                            |                            |
| Current tax assets (net)              | 332                        | 141                        |
| Deferred tax assets (net)             | 190                        | 184                        |
| Property, plant and equipment         | 327                        | 376                        |
| Intangible assets                     | 275                        | 401                        |
| Intangible assets under development   | -                          | 6                          |
| Right-of-use assets                   | 97                         | 139                        |
| Investment property                   | 2,516                      | 2,569                      |
| Other non-financial assets            | 157                        | 123                        |
|                                       | <b>3,894</b>               | <b>3,939</b>               |
| <b>Total Assets</b>                   | <b>21,896</b>              | <b>22,602</b>              |
| <b>Liabilities and Equity</b>         |                            |                            |
| <b>Liabilities</b>                    |                            |                            |
| <b>Financial liabilities</b>          |                            |                            |
| Payables                              |                            |                            |
| Trade payables                        | -                          | -                          |
| - to micro and small enterprises      | -                          | -                          |
| - to others                           | 50                         | 30                         |
| Other payables                        | 1,378                      | 2,803                      |
| Borrowings other than debt securities | 2,796                      | 2,201                      |
| Lease liabilities                     | 115                        | 153                        |
| Other financial liabilities           | 211                        | 275                        |
|                                       | <b>4,550</b>               | <b>5,462</b>               |
| <b>Non-financial liabilities</b>      |                            |                            |
| Provisions                            | 114                        | 134                        |
| Other non-financial liabilities       | 187                        | 245                        |
|                                       | <b>301</b>                 | <b>379</b>                 |
| <b>Equity</b>                         |                            |                            |
| Equity share capital                  | 1,736                      | 1,723                      |
| Other equity                          | 15,309                     | 15,038                     |
|                                       | <b>17,045</b>              | <b>16,761</b>              |
| <b>Total Liabilities and Equity</b>   | <b>21,896</b>              | <b>22,602</b>              |



**Audited Standalone Statement of Cash flow as per Regulation 33 of the SEBI ( Listing Obligation and Disclosure Requirements, 2015 for the period ended 31 March 2026**

|   | For the year<br>ended<br>March 31,<br>2026 | For the year<br>ended<br>March 31,<br>2025 |
|---|--|--|
| <b>A Cash flow from operating activities</b>                        |  |  |
| Profit before tax   | 210  | 297  |
| Adjustments for:  | -  | -  |
| Depreciation and amortisation expense                               | 259  | 117  |
| Prior Period items routed through other equity                      | -  | (7)  |
| Dividend income classified as investing cash flows                  | (11)                                       | (8)  |
| Impairment on financial instruments                                 | 2  | (29)                                       |
| ESOP reserve  | 123  | 80   |
| Net (gain)/loss on fair value changes                               | 1,645                                      | 148  |
| Provision for employee benefits                                     | 24   | 35   |
| (Increase) in right to use assets                                   | 42   | 55   |
| Increase/(decrease) in lease liability                              | (38)                                       | (56)                                       |
| Profit on sale of Investments in Shares                             | (1,915)                                    | -  |
| Interest received on income tax refund                              | -  | (2)  |
| Miscellaneous income  | (7)  | (92)                                       |
| Finance costs   | 219  | 56   |
| <b>Operating profit before working capital changes</b>              | <b>553</b>                                 | <b>595</b>                                 |
| <b>Movement in working capital</b>                                  |  |  |
| (Increase) /decrease in inventories                                 | -  | 365  |
| (Increase) /decrease in trade and other receivables                 | (915)                                      | 936  |
| (Increase) /decrease in loan  | 1  | 5  |
| (Increase)/decrease bank balance other than cash and cash           | 5  | (35)                                       |
| Decrease/(increase) in other financial assets                       | 1,793                                      | 5  |
| Decrease/(increase) in other non-financial assets                   | (35)                                       | 129  |
| Increase/(decrease) in trade and other payables                     | (1,405)                                    | (1,480)                                    |
| Increase/(decrease) in other financial liability                    | (64)                                       | (104)                                      |
| Increase/(decrease) in provisions                                   | (28)                                       | (21)                                       |
| Increase/(decrease) in other non-financial liability                | (59)                                       | (16)                                       |
| <b>Cash generated from/ (used in) operations</b>                    | <b>(153)</b>                               | <b>380</b>                                 |
| Less: Income Tax Paid (net of refunds)                              | (330)                                      | (137)                                      |
| <b>Net cash inflow from/ (used in) operating activities (A)</b>     | <b>(483)</b>                               | <b>242</b>                                 |
| <b>B Cash flows from investing activities</b>                       |  |  |
| Payments for property, plant and equipment and intangible assets    | (24)                                       | (380)                                      |
| Decrease / (Increase) in investments                                | (195)                                      | (2,337)                                    |
| Interest income   | -  | 2  |
| Dividend income   | 11   | 8  |
| <b>Net cash inflow from/ (used in) investing activities (B)</b>     | <b>(208)</b>                               | <b>(2,708)</b>                             |
| <b>C Cash flows from financing activities</b>                       |  |  |
| Finance cost  | (219)                                      | (56)                                       |
| Proceeds from borrowings (net) / Proceeds from issue of capital     | 665  | 2,166                                      |
| Payment made on redemption of Preference shares                     | -  | -  |
| Proceeds from issue of capital ( pending allotment )                | -  | -  |
| <b>Net cash inflow from/ (used in) financing activities (C)</b>     | <b>446</b>                                 | <b>2,110</b>                               |
| <b>Net increase (decrease) in cash and cash equivalents (A+B+C)</b> | <b>(245)</b>                               | <b>(355)</b>                               |
| Cash and cash equivalents at the beginning of the year              | 587  | 942  |
| <b>Cash and cash equivalents at the end of year</b>                 | <b>342</b>                                 | <b>587</b>                                 |
|   | 0  | 0  |



**Almondz Global Securities Limited**  
**Statement of Standalone Audited Financial Results for the Quarter / Year ended 31 March 2026**

**Notes**

- 1 The above results have been reviewed and recommended by the Audit Committee and approved by the Board at their meeting held on 22nd May 2026.
- 2 The financial results have been prepared in accordance with Ind-AS as prescribed under section 133 of the Companies Act, 2013 read with Rule 3 of the Companies (Indian accounting Standard rules, 2015 and Companies (Indian Accounting Standards) Amendment Rules, 2016.
- 3 In accordance with Ind As-108" Operating Segments" and based in "management evaluation", the Management evaluates the Company's performance and allocates resources based on an analysis of various performance indicators by business segment. Accordingly, information has been presented along these business segments. The accounting principles used in preparing financial statements are consistently applied to record revenue & expenditure in individual segments.
- 4 The basic and diluted earnings per share have been calculated in accordance with the Ind AS-33 "Earnings Per Share".
- 5 Figures for the previous period have been regrouped/reclassified wherever necessary to confirm to the current period's classification.

For and on behalf of the Board of  
**Almondz Global Securities Limited**

  
**Manoj Kumar Arora**  
Managing Director  
DIN : 06777177



Place: New Delhi  
Date: 22nd May 2026

**Almondz Global Securities Limited**

**Standalone Audited Segment Wise Revenue, Results, Segment Assets and Segment Liabilities for the Quarter / Year ended 31 March 2026**

(Rs. In lakh)

| Particulars   | Quarter ended |               |               | Year ended    |               |
|---|---------------|---------------|---------------|---------------|---------------|
|   | March, 2026   | Dec, 2025     | March, 2025   | March, 2026   | March, 2025   |
|   | Audited       | Unaudited     | Audited       | Audited       | Audited       |
| <b>Segment Revenue</b>  |               |               |               |               |               |
| (a) Debt and equity market operations                         | 1,545         | 110           | (446)         | 2,000         | 210           |
| (b) Consultancy and Advisory fees                             | 260           | 2,613         | 852           | 3,170         | 1,449         |
| (c) Wealth Advisory / Broking activities                      | 223           | 295           | 570           | 1,139         | 1,845         |
| <b>Income from Operations</b>                                 | <b>2,028</b>  | <b>3,018</b>  | <b>976</b>    | <b>6,309</b>  | <b>3,504</b>  |
|   | 0             | (0)           | 0             | 0             | -             |
| <b>Segment results</b>  |               |               |               |               |               |
| Profit before tax and interest from each segment              |               |               |               |               |               |
| (a) Debt and equity market operations                         | (271)         | (255)         | (590)         | (157)         | (319)         |
| (b) Consultancy and Advisory fees                             | 81            | 589           | 701           | 756           | 815           |
| (c) Wealth Advisory / Broking activities                      | 16            | 20            | 89            | 95            | 201           |
| <b>Total</b>  | <b>(174)</b>  | <b>354</b>    | <b>200</b>    | <b>694</b>    | <b>697</b>    |
| Less:   |               |               |               |               |               |
| 1) Unallocable interest                                       | (4)           | -             | -             | -             | -             |
| 2) Other unallocable expenditure (net off unallocable income) | 87            | 113           | 96            | 485           | 400           |
| Add:  |               |               |               |               |               |
| 1) Exceptional Income   | -             | -             | -             | -             | -             |
| <b>Profit before tax</b>                                      | <b>(257)</b>  | <b>241</b>    | <b>104</b>    | <b>209</b>    | <b>297</b>    |
|   | (0)           | 0             | 0             | 0             | -             |
| <b>Segment Assets</b>   |               |               |               |               |               |
| (a) Debt and equity market operations                         | 4,050         | 6,206         | 2,988         | 4,050         | 2,988         |
| (b) Consultancy and Advisory fees                             | 1,013         | 922           | 1,706         | 1,013         | 1,706         |
| (c) Wealth Advisory / Broking activities                      | 3,628         | 4,123         | 5,812         | 3,628         | 5,812         |
| (d) Unallocated   | 13,205        | 12,065        | 12,094        | 13,205        | 12,096        |
| <b>Total Segment Assets</b>                                   | <b>21,896</b> | <b>23,316</b> | <b>22,600</b> | <b>21,896</b> | <b>22,602</b> |
| <b>Segment Liabilities</b>                                    |               |               |               |               |               |
| (a) Debt and equity market operations                         | 13            | 14            | 699           | 13            | 699           |
| (b) Consultancy and Advisory fees                             | 185           | 653           | 241           | 185           | 241           |
| (c) Wealth Advisory / Broking activities                      | 1,848         | 2,336         | 3,088         | 1,848         | 3,088         |
| (d) Unallocated   | 2,804         | 3,105         | 1,812         | 2,804         | 1,812         |
| <b>Total Segment Liabilities</b>                              | <b>4,850</b>  | <b>6,108</b>  | <b>5,840</b>  | <b>4,850</b>  | <b>5,840</b>  |

For and on behalf of the Board of  
Almondz Global Securities Limited

Manoj Kumar Arora  
Managing Director  
DIN : 06777177



Place: New Delhi  
Date: 22nd May 2026

or

**MOHAN GUPTA & COMPANY  
CHARTERED ACCOUNTANTS**

**B-2A/37, JANAK PURI,  
NEW DELHI-110058  
Ph.45597859, 41612538  
email:mohan.mgc@gmail.com  
Website: www.camohangupta.com**

**Independent Auditor's Report on Standalone Financial Results for the Quarter and Year ended on March 31, 2026 of the Almondz Global Securities Limited Pursuant to the Regulation 33 of the SEBI (Listing Obligations and Disclosure Requirements) Regulations, 2015**

To The Board of Directors of  
**Almondz Global Securities Limited**

**Report on the Standalone Financial Results**

**Opinion**

We have audited the accompanying statement of quarterly and year to date standalone financial results of **M/s Almondz Global Securities Limited**, (the Company) for the quarter and year ended 31<sup>st</sup> March 2026 ("Statement"), attached herewith, being submitted by the company pursuant to the requirement of Regulation 33 of the SEBI (Listing Obligations and Disclosure Requirements) Regulations, 2015, as amended (the "Listing Regulations").

In our opinion and to the best of our information and according to the explanations given to us, the aforesaid financial results:

- i. are presented in accordance with the requirements of Regulation 33 of the SEBI (Listing Obligation and Disclosure Requirements) Regulations, 2015 and SEBI Circular dated 5 July 2016 in this regard; and
- ii. Give a true and fair view of the net profit/loss and other financial information for the quarter ended 31.03.2026 as well as the year to date results for the period from 01.04.2025 to 31.03.2026.

**Basis of Opinion**

We conducted our audit in accordance with the Standard on Auditing (SAs) specified under section 143(10) of the Companies Act, 2013, as amended ("the Act"). Our responsibilities under those Standards are further described in the "Auditor's Responsibilities for the Audit of the Standalone Financial Results" section of our report. We are independent of the company in accordance with the Code of Ethics issued by the Institute of Chartered Accountants of India together with the ethical requirements that are relevant to our audit of the financial statements under the provisions of the Act and the Rules thereunder, and we have fulfilled our other ethical responsibilities in accordance with these requirements and the code of ethics. We believe that the audit evidence obtained by us is sufficient and appropriate to provide a basis for our opinion.

**Management's Responsibility for the Financial Statements**



The Statement has been prepared on the basis of the standalone annual financial statements. The Board of Directors are responsible for the preparation and presentation of the Statement that give a true and fair view of the net profit/loss and other comprehensive income/loss and other financial information in accordance with the applicable accounting standards prescribed under section 133 of the Act read with relevant rules issued thereunder and other accounting principles generally accepted in India and in compliance with Regulation 33 of the Listing Regulations.

The Board of Directors are responsible for maintenance of adequate accounting records in accordance with the provisions of the Act for safeguarding of the assets of the company and for preventing and detecting frauds and other irregularities; selection and application of appropriate accounting policies; making judgments and estimates that are reasonable and prudent; and the design, implementation and maintenance of adequate internal financial controls, that were operating effectively for ensuring the accuracy and completeness of the accounting records, relevant to the preparation and presentation of the Statement that give a true and fair view and are free from material misstatement, whether due to fraud or error, which have been used for the purpose of preparation of the Statement by the Directors of the Company, as aforesaid.

In preparing the statement, the board of directors are responsible for assessing the company's ability to continue as a going concern, disclosing, as applicable, matters related to going concern and using the going concern basis of accounting unless the board of Directors either intends to liquidate the company or to cease operations, or has no realistic alternative but to do so.

The Board of Directors are also responsible for overseeing the company's financial reporting process.

### **Auditor's Responsibility**

Our responsibility is to express an opinion on these standalone financial results based on our audit of such standalone financial statement. We conducted our audit in accordance with the Standards on Auditing generally accepted in India. These Standards require that we comply with ethical requirements and plan and perform the audit to obtain reasonable assurance about whether the financial results are free from material misstatement. Reasonable assurance is a high level of assurance but is not a guarantee that an audit conducted in accordance with SAs will always detect a material misstatement when it exists. Misstatements can arise from fraud or error and are considered material if, individually or in the aggregate, they could reasonably be expected to influence the economic decisions of users taken on the basis of the Statement.

As part of an audit in accordance with SAs, we exercise professional judgment and maintain professional skepticism throughout the audit. We also:

- Identify and assess the risks of material misstatement of the Statement, whether due to fraud or error, design and perform audit procedures responsive to those risks, and obtain audit evidence that is sufficient and appropriate to provide a basis for our opinion. The risk of not detecting a material misstatement resulting from fraud is higher than for one resulting from error, as fraud may involve collusion, forgery, intentional omissions, misrepresentations, or the override of internal control.
- Obtain an understanding of internal control relevant to the audit in order to design audit procedures that are appropriate in the circumstances. Under Section 143(3)(i) of the Act, we are also responsible for expressing our opinion on whether the company has adequate internal financial controls with reference to financial statements in place and the operating effectiveness of such controls.
- Evaluate the appropriateness of accounting policies used and the reasonableness of accounting estimates and related disclosures made by the Board of Directors.



- Conclude on the appropriateness of the Board of Directors' use of the going concern basis of accounting and, based on the audit evidence obtained, whether a material uncertainty exists related to events or conditions that may cast significant doubt on the Company's ability to continue as a going concern. If we conclude that a material uncertainty exists, we are required to draw attention in our auditor's report to the related disclosures in the financial results or, if such disclosures are inadequate, to modify our opinion. Our conclusions are based on the audit evidence obtained up to the date of our auditor's report. However, future events or conditions may cause the Company to cease to continue as a going concern.
- Evaluate the overall presentation, structure and content of the Statement, including the disclosures, and whether the Statement represents the underlying transactions and events in a manner that achieves fair presentation.


We communicate with those charged with governance regarding, among other matters, the planned scope and timing of the audit and significant audit findings, including any significant deficiencies in internal control that we identify during our audit.

We also provide those charged with governance with a statement that we have complied with relevant ethical requirements regarding independence, and to communicate with them all relationships and other matters that may reasonably be thought to bear on our independence, and where applicable, related safeguards.

#### **Other Matter**

The Statement includes the results for the quarter ended March 31, 2026 being the balancing figure between the audited figures in respect of the full financial year ended March 31, 2026 and the published unaudited year-to-date figures up to the third quarter of the current financial year, which were subjected to a limited review by us, as required under the Listing Regulations.

For Mohan Gupta & Company  
Chartered Accountants  
FRN: 006519N



CA Mohan Gupta  
Partner  
M.No. 082466  
Date: May 22, 2026  
Place: New Delhi  
UDIN: 26082466TWHLY8126



Almondz Global Securities Limited

Almondz Global Securities Limited

Statement of Audited Consolidated Financial Results for the Quarter / Year 31st March 2026

(Rs. In Lakh except per share data)

| Particulars  | Quarter ended |              |              | Year Ended    |               |
|--|---------------|--------------|--------------|---------------|---------------|
|  | March, 2026   | Dec, 2025    | March, 2025  | March, 2026   | March, 2025   |
|  | Audited       | Unaudited    | Audited      | Audited       | Audited       |
| <b>Income</b>  |               |              |              |               |               |
| <b>I Revenue From operations</b>   |               |              |              |               |               |
| Interest Income  | 48            | 35           | 72           | 202           | 184           |
| Dividend Income  | -             | 1            | -            | 13            | 8             |
| Rental Income  | -             | -            | -            | -             | -             |
| Fees and commission Income   | 5,427         | 5,307        | 5,606        | 16,493        | 14,517        |
| Net gain (loss) on fair value changes  | -             | -            | -            | -             | -             |
| Net gain on derecognition of financial instruments under amortised cost category                                       | -             | -            | -            | -             | -             |
| Sale of products   | -             | -            | -            | -             | -             |
| Others   | 1,744         | 143          | (297)        | 2,335         | 403           |
| <b>Total Revenue From operations</b>   | <b>7,219</b>  | <b>5,486</b> | <b>5,381</b> | <b>19,043</b> | <b>15,112</b> |
| <b>II Other income</b>   | <b>36</b>     | <b>35</b>    | <b>47</b>    | <b>119</b>    | <b>172</b>    |
| <b>III Total Income (I+II)</b>   | <b>7,255</b>  | <b>5,521</b> | <b>5,428</b> | <b>19,162</b> | <b>15,284</b> |
| <b>IV Expenses</b>   |               |              |              |               |               |
| Finance costs  | 101           | 104          | 83           | 436           | 309           |
| Fees and commission expenses   | 3,585         | 2,248        | 3,200        | 8,471         | 7,305         |
| Net loss on fair value changes   | 1,640         | 291          | 106          | 1,689         | 148           |
| Impairment on financial instruments  | (20)          | 22           | 13           | (12)          | 24            |
| Net loss on derecognition of financial instruments under amortised cost category                                       | -             | -            | -            | -             | -             |
| Cost of material consumed  | -             | -            | -            | -             | -             |
| Purchases of Stock-in-Trade  | -             | -            | -            | -             | -             |
| Changes in inventories of finished goods, Stock-in-Trade and work-in-progress  | -             | -            | -            | -             | -             |
| Employee benefits expense  | 1,114         | 1,041        | 949          | 4,041         | 3,975         |
| Depreciation and amortization expense  | 138           | 152          | 106          | 569           | 427           |
| Other expenses   | 609           | 769          | 604          | 2,323         | 1,997         |
| <b>Total expenses</b>  | <b>7,167</b>  | <b>4,627</b> | <b>5,061</b> | <b>17,517</b> | <b>14,185</b> |
| <b>V Profit before share of (loss)/profit of equity accounted investees, exceptional items and tax (III-IV)</b>        | <b>88</b>     | <b>894</b>   | <b>367</b>   | <b>1,645</b>  | <b>1,099</b>  |
| <b>VI Exceptional income</b>   | <b>-</b>      | <b>-</b>     | <b>-</b>     | <b>-</b>      | <b>-</b>      |
| <b>VII Profit before share of (loss)/profit of equity accounted investees and tax (V-VI)</b>                           | <b>88</b>     | <b>894</b>   | <b>367</b>   | <b>1,645</b>  | <b>1,099</b>  |
| Share of (loss)/profit of equity accounted investees   | 500           | 574          | 367          | 1,660         | 929           |
| <b>VIII Profit before tax</b>  | <b>588</b>    | <b>1,468</b> | <b>754</b>   | <b>3,305</b>  | <b>2,028</b>  |
| <b>IX Tax expense:</b>   | <b>70</b>     | <b>191</b>   | <b>139</b>   | <b>433</b>    | <b>295</b>    |
| (a) Current tax  | 108           | 198          | 185          | 428           | 336           |
| (b) Current tax expense relating to prior years  | (33)          | 13           | (26)         | 4             | (23)          |
| (c) Deferred tax / MAT Credit  | (5)           | (20)         | (20)         | 1             | (18)          |
| <b>X Profit from continuing operations for the period (VIII-IX)</b>  | <b>518</b>    | <b>1,277</b> | <b>615</b>   | <b>2,872</b>  | <b>1,733</b>  |
| <b>XI Profit from discontinued operations</b>  | <b>-</b>      | <b>-</b>     | <b>-</b>     | <b>-</b>      | <b>-</b>      |
| <b>XII Tax expenses of discontinued operations</b>   | <b>-</b>      | <b>-</b>     | <b>-</b>     | <b>-</b>      | <b>-</b>      |
| <b>XIII Profit from Discontinued operations (after tax) (XI-XII)</b>   | <b>-</b>      | <b>-</b>     | <b>-</b>     | <b>-</b>      | <b>-</b>      |
| <b>XIV Net Profit for the period (X+XIII)</b>  | <b>518</b>    | <b>1,277</b> | <b>615</b>   | <b>2,872</b>  | <b>1,733</b>  |
| <b>XV Other Comprehensive Income</b>   |               |              |              |               |               |
| A (i) Items that will not be reclassified to profit or loss  | 18            | (1)          | (11)         | 19            | 23            |
| -> Re-measurement gain / loss on defined benefit plans   | 25            | (2)          | (15)         | 26            | 30            |
| -> Changes in fair value gain / (loss) of FVOCI equity instruments   | -             | -            | -            | -             | -             |
| (ii) Income tax relating to items that will not be reclassified to profit or loss                                      | (7)           | 1            | 4            | (7)           | (7)           |
| B. (i) Items that will be reclassified to profit or loss   | -             | -            | -            | -             | -             |
| (ii) Income tax relating to items that will be reclassified to profit or loss  | -             | -            | -            | -             | -             |
| <b>XVI Total Comprehensive Income for the period (Comprising Profit and Other comprehensive Income for the period)</b> | <b>536</b>    | <b>1,275</b> | <b>604</b>   | <b>2,891</b>  | <b>1,755</b>  |
| (a) Owners of the Company  | 501           | 1,235        | 604          | 2,793         | 1,755         |
| (b) Non-controlling interest   | 36            | 41           | -            | 98            | -             |



Registered Office : Level - 5, Grande Palladium, 175, CST Road, Off BKC Kalina, Santacruz (E), Vidyanagari Mumbai - 400 098, Maharashtra, India.

Tel. : +91 22 6643 7600 Fax. : +91 22 6643 7700

Corporate Office : F-33/3, Okhla Industrial Area Phase - II, New Delhi - 110 020, India. Tel. : +91 11 4350 0700, Fax : +91 11 4350 0735

CIN : L74899MH1994PLC434425 Email : [secretarial@almondz.com](mailto:secretarial@almondz.com) Website : [www.almondzglobal.com](http://www.almondzglobal.com)

## Almondz Global Securities Limited

## Statement of Audited Consolidated Financial Results for the Quarter / Year 31st March 2026

(Rs. In Lakh except per share data)

| Particulars   | Quarter ended |           |             | Year Ended  |             |
|---|---------------|-----------|-------------|-------------|-------------|
|   | March, 2026   | Dec, 2025 | March, 2025 | March, 2026 | March, 2025 |
|   | Audited       | Unaudited | Audited     | Audited     | Audited     |
| <b>XVII Of the total comprehensive income above, profit (loss) attributable to</b>                      |               |           |             |             |             |
| (a) Owners of the Company   | 485           | 1,237     | 615         | 2,775       | 1,733       |
| (b) Non-controlling interest  | 33            | 41        | -           | 97          | -           |
| <b>XVIII Of the total comprehensive income above, other comprehensive income (loss) attributable to</b> |               |           |             |             |             |
| (a) Owners of the Company   | 15            | (0)       | (11)        | 17          | 23          |
| (b) Non-controlling interest  | 3             | (1)       | -           | 2           | -           |
| <b>XIX Paid-up Equity Share Capital (face value of Rs. 1 each)</b>                                      | 1,736         | 1,736     | 1,723       | 1,736       | 1,723       |
| <b>XX Earnings per equity share (for continuing operation)</b>  | -             | -         | -           | -           | -           |
| (a) Basic   | 0.29          | 0.73      | 0.37        | 1.65        | 1.04        |
| (b) Diluted   | 0.28          | 0.73      | 0.36        | 1.63        | 1.02        |
| <b>XXI Earnings per equity share (for discontinued operation):</b>                                      |               |           |             |             |             |
| (a) Basic   | -             | -         | -           | -           | -           |
| (b) Diluted   | -             | -         | -           | -           | -           |



## Almondz Global Securities Limited

## Statement of Audited Consolidated Assets and Liabilities as at 31 March 2026

(Rs. In Lakh)

| Particulars   | March 31,<br>2026    | March 31,<br>2025    |
|---|----------------------|----------------------|
| <b>Assets</b>   |                      |                      |
| <b>Financial assets</b>                                       |                      |                      |
| Cash and cash equivalents                                     | 629                  | 2,205                |
| Bank balances other than above                                | 92                   | 95                   |
| Receivables   | -                    | -                    |
| Trade receivables   | 5,413                | 5,213                |
| Other receivables   | -                    | -                    |
| Inventories - financial assets                                | -                    | -                    |
| Loans   | 441                  | 35                   |
| Investments   | 6,834                | 3,953                |
| Investment in associates accounted for by using equity method | 9,779                | 8,235                |
| Other financial assets  | 6,368                | 6,457                |
|   | <u>29,566</u>        | <u>26,193</u>        |
| <b>Non-financial assets</b>                                   |                      |                      |
| Inventories   | -                    | 2                    |
| Income tax assets (net)                                       | 521                  | 371                  |
| Deferred tax assets (net)                                     | 262                  | 271                  |
| Property, plant and equipment                                 | 1,451                | 1,464                |
| Investment property   | 2,524                | 2,578                |
| Intangible assets under development                           | 63                   | 69                   |
| Capital Work In Progress                                      | -                    | -                    |
| Goodwill  | 35                   | 29                   |
| Other intangible assets                                       | 322                  | 451                  |
| Operating lease right-of-use assets                           | 319                  | 539                  |
| Other non-financial assets                                    | 3,275                | 3,151                |
|   | <u>8,772</u>         | <u>8,926</u>         |
| <b>Total Assets</b>   | <u><u>38,328</u></u> | <u><u>35,118</u></u> |
| <b>Liabilities and Equity</b>                                 |                      |                      |
| <b>Liabilities</b>  |                      |                      |
| <b>Financial liabilities</b>                                  |                      |                      |
| Payables  |                      |                      |
| Trade payables  |                      |                      |
| - to micro and small enterprises                              | -                    | -                    |
| - to others   | 915                  | 1,086                |
| Other payables  | 1,378                | 2,803                |
| Borrowings other than debt securities                         | 4,540                | 4,698                |
| Operating lease liabilities                                   | 394                  | 613                  |
| Other financial liabilities                                   | 1,039                | 864                  |
|   | <u>8,266</u>         | <u>10,064</u>        |
| <b>Non-financial liabilities</b>                              |                      |                      |
| Deferred tax liabilities (net)                                | 0                    | 0                    |
| Provisions  | 248                  | 252                  |
| Other non-financial liabilities                               | 483                  | 662                  |
|   | <u>731</u>           | <u>914</u>           |
| <b>Equity</b>   |                      |                      |
| Equity share capital  | 1,736                | 1,723                |
| Other equity  | 25,186               | 22,417               |
| Non-controlling interest                                      | 2,409                | -                    |
|   | <u>29,331</u>        | <u>24,140</u>        |
| <b>Total Liabilities and Equity</b>                           | <u><u>38,328</u></u> | <u><u>35,118</u></u> |

(0)



Almondz Global Securities Limited

Audited Consolidated Statement of Cash Flow as per Regulation 33 of the SEBI ( Listing Obligation and Disclosure Requirements, 2015 for the year ended 31 March 2026

| Particulars   | (Rs. In Lakh ) |                |
|---|----------------|----------------|
|   | March 31, 2026 | March 31, 2025 |
| <b>A Cash flow from operating activities</b>  |                |                |
| Profit before tax   | 3,305          | 2,027          |
| Adjustments for:  | -              | -              |
| Depreciation and amortisation of property, plant  | 346            | 179            |
| Depreciation on investment property   | 54             | 54             |
| Change of fair value of Equity instruments  | -              | -              |
| Share of net profit of associates / JV accounted for using equity method  | (1,660)        | (929)          |
| (Profit) on disposal of property, plant and equipment (net)   | -              | -              |
| Provision for employee benefits   | 87             | 84             |
| Dividend income classified as investing cash flows  | (13)           | (8)            |
| Impairment on financial instruments   | (12)           | 24             |
| Loss on sale of investment  | (1,891)        | 6              |
| Employee stock option reserve   | 123            | (6)            |
| Net (gain) on fair value changes  | 1,689          | (148)          |
| Prior period items routed other equity  | 9              | (7)            |
| Liabilities written back  | (18)           | (4)            |
| Provisions written back   | -              | (1)            |
| Interest received on income tax refund  | (12)           | (7)            |
| Finance cost  | 436            | 309            |
| Impact of Lease Liability/Right to use asset ( including related Interest & Amortisation Cost) and Exceptional Income | 2              | 30             |
| <b>Operating profit before working capital changes</b>  | <b>2,445</b>   | <b>1,603</b>   |
| Movement in working capital   |                |                |
| (Increase)/decrease in inventories  | 2              | 183            |
| (Increase)/decrease in trade and other receivables  | (187)          | 792            |
| (Increase)/decrease in loan   | (406)          | 1              |
| (Increase) bank balance other than cash and   | 3              | (5)            |
| Decrease/(increase) in other financial assets   | 90             | (703)          |
| (Increase) in other non-financial assets  | (126)          | (570)          |
| Increase/(decrease) in trade and other payables   | (1,597)        | (1,703)        |
| Increase/(decrease) in other financial liability  | 194            | (97)           |
| Increase in provisions  | (65)           | (29)           |
| Increase in other non-financial liability   | (181)          | 87             |
| <b>Cash generated from/ (used in) operations</b>  | <b>172</b>     | <b>(441)</b>   |
| Less: Income tax paid (net of refunds)  | (581)          | (502)          |
| <b>Net cash inflow from/ (used in) operating</b>  | <b>(409)</b>   | <b>(943)</b>   |
| <b>B Cash flows from Investing activities</b>   |                |                |
| Receipts from / (Payments for) property, plant and equipment, intangible assets & CWIP                                | (197)          | (502)          |
| Dividend Income   | 13             | 8              |
| Proceeds from/(payments for) investment property  | -              | -              |
| Interest income   | 12             | 7              |
| Change in investment  | (3,168)        | (796)          |
| <b>Net cash inflow from/ (used in) Investing activities (B)</b>   | <b>(3,340)</b> | <b>(1,283)</b> |
| <b>C Cash flows from financing activities</b>   |                |                |
| Finance cost  | -              | -              |
| (Payments for)/proceeds from borrowings / share capital   | 2,609          | 3,560          |
| Interest Paid (Net)   | (436)          | (309)          |
| Proceeds from issue of capital ( pending allotment )  | -              | -              |
| <b>Net cash inflow from/ (used in) financing activities (C)</b>   | <b>2,173</b>   | <b>3,251</b>   |
| <b>Net Increase (decrease) in cash and cash</b>   | <b>(1,576)</b> | <b>1,025</b>   |
| Cash and cash equivalents at the beginning of the year  | 2,205          | 1,180          |
| <b>Cash and cash equivalents at the end of the year</b>   | <b>629</b>     | <b>2,205</b>   |
|   | (0)            | (0)            |



**Notes**

- 1 The above results have been reviewed and recommended by the Audit Committee and approved by the Board at their meeting held on 22-May-2026.
- 2 The financial results have been prepared in accordance with Ind-AS as prescribed under section 133 of the Companies Act, 2013 read with Rule 3 of the Companies (Indian Accounting Standard rules, 2015 and Companies (Indian Accounting Standards) Amendment Rules, 2016.
- 3 In accordance with Ind As-108 "Operating Segments" and based in "management evaluation", the management evaluates the Company's performance and allocates resources based on an analysis of various performance indicators by business segment. Accordingly, information has been presented along these business segments. The accounting principles used in preparing financial statements are consistently applied to record revenue & expenditure in individual segments.
- 4 The basic and diluted earnings per share have been calculated in accordance with the Ind AS-33 "Earnings Per Share".
- 5 The consolidated results for the Quarter/year ended 31 March 2026, include the results of followings :

**Subsidiaries:**

- a. M/s Almondz Commodities Private Limited.
- b. M/s Almondz Financial Services Limited.
- c. M/s Skiffie Advisory Services Limited ( formerly known as M/s Skiffie Healthcare Services Limited)
- d. M/s Almondz Global Infra- Consultant Limited.
- e. M/s North Square Projects Private Limited.
- f. M/s Almondz-Wealth Limited. ( w.e.f. 28th August 2024 )
- g. M/s Almondz Broking Services Limited. ( w.e.f. 9th April 2025 )
- h. M/s Almondz Insolvency Resolution Services Private Limited. ( w.e.f. 27th June 2025 )

**Associate:**


- a. M/s Premier Green Innovations Private Limited.

**Joint Venture:**

- a.(AGICL & AGSL WASH JV )

- 6 Figures for the previous period have been regrouped/reclassified wherever necessary to confirm to the current period's classification.

For and on behalf of the Board of  
Almondz Global Securities Limited

  
Manoj Kumar Arora  
Managing Director  
DIN : 06777177



Place: New Delhi  
Date: 22 May 2026

**Almondz Global Securities Limited**  
**Audited Consolidated Segment wise revenue, results , Segment assets and Segment liabilities for the Quarter /**  
**Year ended 31st March 2026**

(Rs. In Lakh)

| Particulars   | Quarter ended |               |               | Year Ended    |               |
|---|---------------|---------------|---------------|---------------|---------------|
|   | March, 2026   | Dec, 2025     | March, 2025   | March, 2026   | March, 2025   |
|   | Audited       | Unaudited     | Audited       | Audited       | Audited       |
| <b>Segment Revenue</b>  |               |               |               |               |               |
| (a) Debt and equity market operations                         | 1,668         | 108           | (427)         | 2,221         | 309           |
| (b) Consultancy and advisory fees                             | 5,410         | 5,013         | 5,214         | 15,472        | 12,721        |
| (c) Wealth Advisory / Broking activities                      | 120           | 344           | 585           | 1,285         | 2,029         |
| (d) Finance activities  | -             | -             | -             | -             | -             |
| (e) Healthcare activities                                     | 2             | 10            | 1             | 13            | 8             |
| (f) Others*   | 19            | 11            | 8             | 52            | 45            |
| <b>Income from Operations</b>                                 | <b>7,219</b>  | <b>5,486</b>  | <b>5,381</b>  | <b>19,043</b> | <b>15,112</b> |
|   | -             | -             | -             | -             | -             |
| <b>Segment Results</b>  |               |               |               |               |               |
| Profit before tax and interest from each segment              |               |               |               |               |               |
| (a) Debt and equity market operations                         | (135)         | (287)         | (590)         | 29            | (317)         |
| (b) Consultancy and advisory fees                             | 302           | 1,389         | 960           | 2,114         | 1,585         |
| (c) Wealth Advisory / Broking activities                      | 7             | 18            | 87            | 87            | 202           |
| (d) Finance activities  | -             | -             | -             | -             | -             |
| (e) Healthcare activities                                     | (5)           | (122)         | -             | (131)         | (11)          |
| (f) Others*   | 11            | 9             | 4             | 40            | 36            |
| <b>Total</b>  | <b>180</b>    | <b>1,007</b>  | <b>461</b>    | <b>2,139</b>  | <b>1,495</b>  |
| Less:   |               |               |               |               |               |
| 1) Unallocable interest                                       | (4)           | -             | -             | -             | -             |
| 2) Other unallocable expenditure (net off unallocable income) | 96            | 113           | 94            | 494           | 396           |
| Add:  |               |               |               |               |               |
| 1) Exceptional income   | -             | -             | -             | -             | -             |
| <b>Profit before tax</b>                                      | <b>88</b>     | <b>894</b>    | <b>367</b>    | <b>1,645</b>  | <b>1,099</b>  |
|   | 0             | -             | -             | 0             | -             |
| <b>Segment Assets</b>   |               |               |               |               |               |
| (a) Debt and equity market operations                         | 7,204         | 8,698         | 3,982         | 7,204         | 3,982         |
| (b) Consultancy and advisory fees                             | 10,634        | 11,136        | 10,349        | 10,634        | 10,349        |
| (c) Wealth Advisory / Broking activities                      | 4,125         | 4,808         | 7,672         | 4,125         | 7,672         |
| (d) Finance activities  | -             | -             | -             | -             | -             |
| (e) Healthcare activities                                     | 14            | 14            | 215           | 14            | 215           |
| (f) Others*   | 10,591        | 10,094        | 8,921         | 10,591        | 8,921         |
| (g) Unallocated   | 5,751         | 3,975         | 3,982         | 5,751         | 3,982         |
| <b>Total</b>  | <b>38,319</b> | <b>38,725</b> | <b>35,121</b> | <b>38,319</b> | <b>35,121</b> |
| <b>Segment Liabilities</b>                                    |               |               |               |               |               |
| (a) Debt and equity market operations                         | 13            | 14            | 699           | 13            | 699           |
| (b) Consultancy and advisory fees                             | 4,219         | 4,950         | 5,175         | 4,219         | 5,175         |
| (c) Wealth Advisory / Broking activities                      | 2,029         | 2,624         | 3,317         | 2,029         | 3,317         |
| (d) Finance activities  | -             | -             | -             | -             | -             |
| (e) Healthcare activities                                     | 14            | -             | 48            | 14            | 48            |
| (f) Others*   | 28            | 28            | 20            | 28            | 20            |
| (g) Unallocated   | 2,703         | 2,975         | 1,721         | 2,703         | 1,721         |
| <b>Total</b>  | <b>9,006</b>  | <b>10,591</b> | <b>10,980</b> | <b>9,006</b>  | <b>10,980</b> |

\*The businesses which are not reportable segments during the period / year have been grouped under the 'Others' segment.

For and on behalf of the Board of  
**Almondz Global Securities Limited**

Manoj Kumar Arora  
 Managing Director  
 DIN : 06777177

Place: New Delhi  
 Date: 22 May 2026



**MOHAN GUPTA & COMPANY  
CHARTERED ACCOUNTANTS**

**B-2A/37, JANAK PURI,  
NEW DELHI-110058  
Ph.45597859, 41612538  
email:mohan.mgc@gmail.com  
Website: www.camohangupta.com**

**Independent Auditor's Report on Consolidated Financial Results for the Quarter and Year ended on March 31, 2026 of the Almondz Global Securities Limited Pursuant to the Regulation 33 of the SEBI (Listing Obligations and Disclosure Requirements) Regulations, 2015 (as amended)**

To The Board of Directors of  
**Almondz Global Securities Limited**

**Report on the Consolidated Financial Results**

**Opinion**

We have audited the accompanying statement of quarterly and year to date consolidated financial results of **M/s Almondz Global Securities Limited**, (hereinafter referred to as 'the holding company') and its subsidiaries (the Holding Company and its subsidiaries collectively referred to as 'the group') for the quarter and year ended 31<sup>st</sup> March 2026 ("Statement"), attached herewith, being submitted by the company pursuant to the requirement of Regulation 33 of the SEBI (Listing Obligations and Disclosure Requirements) Regulations, 2015, (as amended) ("Listing Regulations").

In our opinion and to the best of our information and according to the explanations given to us, the results:

The Consolidated results include the results of followings:

Holding Company:

- a. M/s Almondz Global Securities Limited

Subsidiaries:

- a. Almondz Global Infra Consultants Limited (Subsidiary)
- b. Almondz Financial Services Limited (Wholly Owned Subsidiary)
- c. Almondz Commodities Private Limited (Wholly Owned Subsidiary)
- d. Skiffle Advisory Services Limited (Wholly Owned Subsidiary)
- e. North Square Projects Private Limited (Wholly Owned Subsidiary)
- f. Almondz-Wealth Limited (Wholly Owned Subsidiary w.e.f 28<sup>th</sup> Aug 2024)
- g. Almondz Broking Services Limited (Wholly Owned Subsidiary w.e.f 9<sup>th</sup> April 2025)
- h. Almondz Insolvency Resolutions Services Private Limited (Associate)
- i. Premier Green Innovations Private Limited (Associate)
- j. AGICL & AGSL JV Wash (Joint Venture - AOP)



- i. are presented in accordance with the requirements of Regulation 33 of the SEBI (Listing Obligation and Disclosure Requirements) Regulations, 2015 and
- ii. give a true and fair view in conformity with the aforesaid accounting standards and other accounting principles generally accepted in India of the net profit/loss and other financial information for the quarter ended 31.03.2026 as well as the year to date results for the period from 01.04.2025 to 31.03.2026.

### **Basis of Opinion**

We conducted our audit in accordance with the Standard on Auditing (SAs) specified under section 143(10) of the Companies Act, 2013, as amended ("the Act"). Our responsibilities under those Standards are further described in the "Auditor's Responsibilities for the Audit of the Consolidated Financial Results" section of our report. We are independent of the company in accordance with the Code of Ethics issued by the Institute of Chartered Accountants of India together with the ethical requirements that are relevant to our audit of the financial statements under the provisions of the Act and the Rules thereunder, and we have fulfilled our other ethical responsibilities in accordance with these requirements and the code of ethics. We believe that the audit evidence obtained by us is sufficient and appropriate to provide a basis for our opinion.

### **Management's Responsibility for the Financial Statements**

The Statement has been prepared on the basis of the consolidated annual financial statements. The Holding Company's Board of Directors are responsible for the preparation and presentation of the Statement that give a true and fair view of the net profit/loss and other comprehensive income/loss and other financial information of the Group including its associates in accordance with the applicable accounting standards prescribed under section 133 of the Act read with relevant rules issued thereunder and other accounting principles generally accepted in India and in compliance with Regulation 33 of the Listing Regulations. The respective Board of Directors of the companies included in the Group and of its associates are responsible for maintenance of adequate accounting records in accordance with the provisions of the Act for safeguarding of the assets of the Group and its associates and for preventing and detecting frauds and other irregularities; selection and application of appropriate accounting policies; making judgments and estimates that are reasonable and prudent; and the design, implementation and maintenance of adequate internal financial controls, that were operating effectively for ensuring the accuracy and completeness of the accounting records, relevant to the preparation and presentation of the Statement that give a true and fair view and are free from material misstatement, whether due to fraud or error, which have been used for the purpose of preparation of the Statement by the Directors of the Holding Company, as aforesaid.

In preparing the Statement, the respective Board of Directors of the companies included in the Group and of its associates are responsible for assessing the ability of the Group and of its associates to continue as a going concern, disclosing, as applicable, matters related to going concern and using the going concern basis of accounting unless the respective Board of Directors either intends to liquidate the Group or to cease operations, or has no realistic alternative but to do so.



The respective Board of Directors of the companies included in the Group and of its associates are also responsible for overseeing the financial reporting process of the Group and of its associates.

### **Auditor's Responsibility**

Our objectives are to obtain reasonable assurance about whether the Statement as a whole is free from material misstatement, whether due to fraud or error, and to issue an auditor's report that includes our opinion. Reasonable assurance is a high level of assurance, but is not a guarantee that an audit conducted in accordance with SAs will always detect a material misstatement when it exists. Misstatements can arise from fraud or error and are considered material if, individually or in the aggregate, they could reasonably be expected to influence the economic decisions of users taken on the basis of the Statement.

As part of an audit in accordance with SAs, we exercise professional judgment and maintain professional skepticism throughout the audit. We also:

- Identify and assess the risks of material misstatement of the Statement, whether due to fraud or error, design and perform audit procedures responsive to those risks, and obtain audit evidence that is sufficient and appropriate to provide a basis for our opinion. The risk of not detecting a material misstatement resulting from fraud is higher than for one resulting from error, as fraud may involve collusion, forgery, intentional omissions, misrepresentations, or the override of internal control.
- Obtain an understanding of internal control relevant to the audit in order to design audit procedures that are appropriate in the circumstances. Under Section 143(3)(i) of the Act, we are also responsible for expressing our opinion on whether the company has adequate internal financial controls with reference to financial statements in place and the operating effectiveness of such controls.
- Evaluate the appropriateness of accounting policies used and the reasonableness of accounting estimates and related disclosures made by the Board of Directors.
- Conclude on the appropriateness of the Board of Directors' use of the going concern basis of accounting and, based on the audit evidence obtained, whether a material uncertainty exists related to events or conditions that may cast significant doubt on the ability of the Group and its associates to continue as a going concern. If we conclude that a material uncertainty exists, we are required to draw attention in our auditor's report to the related disclosures in the Statement or, if such disclosures are inadequate, to modify our opinion. Our conclusions are based on the audit evidence obtained up to the date of our auditor's report. However, future events or conditions may cause the Group and its associates to cease to continue as a going concern.
- Evaluate the overall presentation, structure and content of the Statement, including the disclosures, and whether the Statement represent the underlying transactions and events in a manner that achieves fair presentation.
- Obtain sufficient appropriate audit evidence regarding the financial results of the entities within the Group and its associates of which we are the independent auditors to express an opinion on the Statement. We are responsible for the direction,



supervision and performance of the audit of the financial information of such entities included in the Statement of which we are the independent auditors. For the other entities included in the Statement, which have been audited by other auditors, such other auditors remain responsible for the direction, supervision and performance of the audits carried out by them. We remain solely responsible for our audit opinion.


We communicate with those charged with governance of the Holding Company regarding, among other matters, the planned scope and timing of the audit and significant audit findings, including any significant deficiencies in internal control that we identify during our audit. We also provide those charged with governance with a statement that we have complied with relevant ethical requirements regarding independence, and to communicate with them all relationships and other matters that may reasonably be thought to bear on our independence, and where applicable, related safeguards. \*

We also performed procedures in accordance with the Circular No. CIR/CFD/CMD1/44/2019 dated March 29, 2019 issued by the Securities Exchange Board of India under Regulation 33 (8) of the Listing Regulations, to the extent applicable.

#### **Other Matters**

The Statement includes the results for the quarter ended March 31, 2026 being the balancing figures between the audited figures in respect of the full financial year ended March 31, 2026 and the published unaudited year-to-date figures up to the end of the third quarter of the current financial year, which were subjected to a limited review by us, as required under the Listing Regulations.

For Mohan Gupta & Company  
Chartered Accountants  
FRN: 006519N

  
CA Mohan Gupta  
Partner  
M.No. 082466  
Date: May 22, 2026  
Place: New Delhi  
UDIN: 26082466TWHLTY8126

