

Ref: Integrated Filing (Financial)/Q4/2024-25

May 14, 2025

The General Manager
Department of Corporate Services
BSE Limited
P. J. Towers,
Dalal Street,
Mumbai – 400001.
Scrip Code: 524075

The Manager
Listing Department
National Stock Exchange of India
Limited
Exchange Plaza, Plot No. C-1, G Block,
Bandra Kurla Complex, Bandra (East),
Mumbai – 400051.
Symbol: ALBERTDAVD

Dear Sir / Madam,

Sub: Integrated Filing (Financial) for the quarter and year ended 31st March, 2025

As per SEBI Circular No. SEBI/HO/CFD/CFD-PoD-2/CIR/P/2024/185 dated 31st December, 2024, we are submitting herewith the Integrated Filing (Financial) for the quarter and year ended 31st March, 2025 as per the prescribed format.

A. FINANCIAL RESULTS

The Audited Financial Results of the Company together with the Statutory Auditors Report issued by the Statutory Auditors of the Company for the quarter and year ended on 31st March, 2025 as approved by the Board of Directors of the Company at its board meeting held on 13th May, 2025 are attached below.

B. STATEMENT ON DEVIATION OR VARIATION FOR PROCEEDS OF PUBLIC ISSUE, RIGHTS ISSUE, PREFERENTIAL ISSUE, QUALIFIED INSTITUTIONS PLACEMENT ETC.

Not Applicable

C. OUTSTANDING DEFAULT ON LOANS AND DEBT SECURITIES

Not Applicable

D. DISCLOSURE OF RELATED PARTY TRANSACTIONS (applicable only for half-yearly filings i.e., 2nd and 4th quarter)

Enclosed below the pdf file of RPT for half yearly (01.10.2024 to 31.03.2025) which is a part of integrated filing for year ended 31.03.2025 filed with Stock exchanges on 13.05.2025.

E. STATEMENT ON IMPACT OF AUDIT QUALIFICATIONS (FOR AUDIT REPORT WITH MODIFIED OPINION) SUBMITTED ALONG-WITH ANNUAL AUDITED FINANCIAL RESULTS (applicable only for annual filing i.e., 4th quarter)

Not Applicable

The Board Meeting commenced at 11:45 A.M. (IST) and concluded at 4:40 P.M. (IST).

The aforesaid information is being made available on the website of the Company i.e. www.albertdavidindia.com.

This is for your information and records.

Thanking you,
Yours faithfully,
For **Albert David Limited**

LALIT LOHIA
(Lalit Lohia)
Company Secretary & Compliance Officer

Digitally signed by
LALIT LOHIA
Date: 2025.05.14
15:17:33 +05'30'

Encl.: As above

**INDEPENDENT AUDITOR'S REPORT
TO THE BOARD OF DIRECTORS OF
ALBERT DAVID LIMITED**

Report on the Audit of the Financial Results

Opinion

1. We have audited the accompanying statement of financial results (the "Statement") of ALBERT DAVID LIMITED ("the Company") for the quarter and year ended March 31, 2025 attached herewith, being submitted by the company pursuant to the requirement of Regulation 33 of the SEBI (Listing Obligations and Disclosure Requirements) Regulations, 2015, as amended ("Listing Regulations").
2. In our opinion and to the best of our information and according to the explanations given to us, the Statement:
 - i. are presented in accordance with the requirements of Regulation 33 of the Listing Regulations in this regard; and
 - ii. gives a true and fair view in conformity with the recognition and measurement principles laid down in the applicable accounting standards and other accounting principles generally accepted in India of the profit and other comprehensive income and other financial information for the quarter and year ended March 31, 2025.

Basis for Opinion

3. We conducted our audit in accordance with the Standards on Auditing (SAs) specified under section 143(10) of the Companies Act, 2013 (the Act). Our responsibilities under those Standards are further described in the Auditor's Responsibilities for the Audit of the Financial Results section of our report. We are independent of the Company in accordance with the Code of Ethics issued by the Institute of Chartered Accountants of India together with the ethical requirements that are relevant to our audit of the financial results under the provisions of the Companies Act, 2013 and the Rules thereunder, and we have fulfilled our other ethical responsibilities in accordance with these requirements and the Code of Ethics. We believe that the audit evidence we have obtained is sufficient and appropriate to provide a basis for our opinion.

Management's Responsibilities for the Financial Results

4. These quarterly financial results as well as the year-to-date financial results have been prepared on the basis of the interim financial statements. The Company's Board of Directors are responsible for the preparation of these financial results that give a true and fair view of the profit and other comprehensive income and other financial information in accordance with the recognition and measurement principles laid down in Indian Accounting Standard 34, 'Interim Financial Reporting' prescribed under Section 133 of the Act read with relevant rules issued thereunder and other accounting principles generally accepted in India and in compliance with Regulation 33 of the Listing Regulations. This responsibility also includes maintenance of adequate accounting records in accordance with



the provisions of the Act for safeguarding of the assets of the Company and for preventing and detecting frauds and other irregularities; selection and application of appropriate accounting policies; making judgments and estimates that are reasonable and prudent; and design, implementation and maintenance of adequate internal financial controls that were operating effectively for ensuring the accuracy and completeness of the accounting records, relevant to the preparation and presentation of the financial results that give a true and fair view and are free from material misstatement, whether due to fraud or error.

5. In preparing the financial results, the Board of Directors are responsible for assessing the Company's ability to continue as a going concern, disclosing, as applicable, matters related to going concern and using the going concern basis of accounting unless the Board of Directors either intends to liquidate the Company or to cease operations, or has no realistic alternative but to do so.
6. The Board of Directors are also responsible for overseeing the Company's financial reporting process.

Auditor's Responsibilities for the Audit of the Financial Results

7. Our objectives are to obtain reasonable assurance about whether the financial results as a whole are free from material misstatement, whether due to fraud or error, and to issue an auditor's report that includes our opinion. Reasonable assurance is a high level of assurance, but is not a guarantee that an audit conducted in accordance with SAs will always detect a material misstatement when it exists. Misstatements can arise from fraud or error and are considered material if, individually or in the aggregate, they could reasonably be expected to influence the economic decisions of users taken on the basis of these financial results.
8. As part of an audit in accordance with SAs, we exercise professional judgment and maintain professional skepticism throughout the audit. We also:
 - Identify and assess the risks of material misstatement of the financial results, whether due to fraud or error, design and perform audit procedures responsive to those risks, and obtain audit evidence that is sufficient and appropriate to provide a basis for our opinion. The risk of not detecting a material misstatement resulting from fraud is higher than for one resulting from error, as fraud may involve collusion, forgery, intentional omissions, misrepresentations, or the override of internal control.
 - Obtain an understanding of internal control relevant to the audit in order to design audit procedures that are appropriate in the circumstances. Under Section 143(3) (i) of the Act, we are also responsible for expressing our opinion on whether the company has adequate internal financial controls with reference to financial statements in place and the operating effectiveness of such controls.
 - Evaluate the appropriateness of accounting policies used and the reasonableness of accounting estimates and related disclosures made by the Board of Directors.
 - Conclude on the appropriateness of the Board of Directors' use of the going concern basis of accounting and, based on the audit evidence obtained, whether a material uncertainty exists related to events or conditions that may cast significant doubt on the Company's ability to continue as a going concern. If we conclude that a material uncertainty exists, we are required to draw attention in our auditor's report to the related disclosures in the financial results or, if such disclosures are inadequate, to modify our opinion. Our conclusions are based on the audit evidence obtained up to the date of our auditor's report. However, future events or conditions may cause the Company to cease to continue as a going concern.
 - Evaluate the overall presentation, structure and content of the financial results, including the disclosures, and whether the financial results represent the underlying transactions and events in a manner that achieves fair presentation.



9. We communicate with those charged with governance regarding, among other matters, the planned scope and timing of the audit and significant audit findings, including any significant deficiencies in internal control that we identify during our audit.
10. We also provide those charged with governance with a statement that we have complied with relevant ethical requirements regarding independence, and to communicate with them all relationships and other matters that may reasonably be thought to bear on our independence, and where applicable, related safeguards.

Other Matters

11. The Financial Results include the results for the quarter ended March 31, 2025 being the balancing figure between the audited figures in respect of the full financial year and the published unaudited year to date figures up to the third quarter of the current financial year which were subject to limited review by us.

Place: Kolkata
Date: 13.05.2025



For L. B. Jha & Co.
Chartered Accountants
Firm Registration No.: 301088E

A handwritten signature in blue ink, appearing to read "D.N. Roy", written over the printed name below.

(D.N. Roy)
Partner

Membership No.: 300389
UDIN: 25300389BMHWMQ5786

**ALBERT DAVID LIMITED**

Regd. Office : 'D' Block, 3rd Floor, Gillander House, Netaji Subhas Road, Kolkata - 700 001

(Corporate Identity No. : L51109WB1938PLC009490)


Tel : 033-2262-8436/8456/8492, 2230-2330

Email : albertdavid@adlindia.in Website : www.albertdavidindia.com

**STATEMENT OF AUDITED FINANCIAL RESULTS FOR THE
QUARTER AND YEAR ENDED 31ST MARCH, 2025**

(Rs. in Lacs)


Sl. No.	Particulars	Quarter Ended			Year Ended	
		31.03.2025	31.12.2024	31.03.2024	31.03.2025	31.03.2024
		Audited	Unaudited	Audited	Audited	
1	Income					
	(a) Revenue from operations	7,489.33	8,308.29	8,905.76	34,576.80	36,246.17
	(b) Other Income	(511.44)	(900.67)	1,044.28	2,958.07	5,755.21
	Total Income	6,977.89	7,407.62	9,950.04	37,534.87	42,001.38
2	Expenses					
	a) Cost of materials consumed	2,089.51	1,742.50	1,734.85	7,015.05	6,391.85
	b) Purchases of stock-in-trade	1,855.06	1,632.09	1,953.08	6,046.24	6,425.35
	c) Changes in inventories of finished goods, stock-in-trade and work-in-progress	(1,012.04)	(740.86)	(722.59)	(1,432.98)	(177.07)
	d) Employee benefits expenses	2,268.18	2,860.95	2,271.55	10,902.46	8,842.65
	e) Finance Costs	13.15	12.76	6.80	41.04	32.12
	f) Depreciation and amortisation expense	181.75	169.68	182.97	696.89	682.52
	g) Other expenses	2,763.15	2,746.57	2,711.93	11,743.40	10,075.43
	Total Expenses	8,158.76	8,423.69	8,138.59	35,012.10	32,272.85
3	Profit/(Loss) before Exceptional Items and Tax (1-2)	(1,180.87)	(1,016.07)	1,811.45	2,522.77	9,728.53
4	Exceptional Items	-	-	-	-	-
5	Profit/(Loss) before tax (3-4)	(1,180.87)	(1,016.07)	1,811.45	2,522.77	9,728.53
6	Tax Expenses					
	(a) Current Tax	178.84	92.24	250.30	592.42	1,577.59
	(b) Income Tax for earlier year	-	-	181.37	-	181.37
	(c) Deferred Tax	(326.92)	(169.53)	88.52	210.27	427.56
7	Profit/(Loss) for the Period (5-6)	(1,032.79)	(938.78)	1,291.26	1,720.08	7,542.01
8	Other Comprehensive Income					
	(a) (i) Items that will not be reclassified to profit or loss	(161.53)	18.93	134.45	(38.60)	110.61
	(ii) Income tax relating to items that will not be reclassified to profit or loss	43.76	(4.76)	(19.77)	(74.90)	1.84
	(b) (i) Items that will be reclassified to profit or loss	-	-	-	-	-
	(ii) Income tax relating to items that will be reclassified to profit or loss	-	-	-	-	-
9	Total Comprehensive Income for the period (7+8)	(1,150.56)	(924.61)	1,405.94	1,606.58	7,654.46
10	Paid-Up Equity Share Capital (Face value of Rs.10/- each)	570.72	570.72	570.72	570.72	570.72
11	Other Equity	-	-	-	38,677.62	37,727.38
12	Earning Per Equity Share of Rs.10/- each (not annualised)					
	(a) Basic (Rs.)	(18.10)	(16.45)	22.63	30.14	132.15
	(b) Diluted (Rs.)	(18.10)	(16.45)	22.63	30.14	132.15



STATEMENT OF ASSETS AND LIABILITIES

(Rs. in Lacs)

	Particulars	As at	
		31.03.2025 (Audited)	31.03.2024
1	ASSETS		
	Non-Current Assets		
	(a) Property, Plant and Equipment	9771.23	8160.24
	(b) Capital Work-in-Progress	173.11	667.29
	(c) Intangible Assets	107.20	178.59
	(d) Intangible Assets under development	18.50	6.48
	(e) Financial Assets		
	(i) Investments	1795.31	1884.01
	(ii) Other Financial Assets	3809.46	1498.79
	(f) Other Non-Current Assets	61.96	240.32
	Total Non-current Assets	15736.77	12635.72
2	Current Assets		
	(a) Inventories	6390.20	4361.21
	(b) Financial Assets		
	(i) Investments	24221.17	25429.94
	(ii) Trade Receivables	2737.32	2933.31
	(iii) Cash and Cash equivalents	41.73	543.89
	(iv) Bank balances (other than 2.b.iii)	127.73	2572.22
	(v) Loans	405.00	407.46
	(vi) Other Financial Assets	464.33	425.17
	(c) Current Tax Assets (Net)	172.56	0.00
	(d) Other Current Assets	844.75	490.23
	Total Current Assets	35404.79	37163.43
	TOTAL ASSETS	51141.56	49799.15
	EQUITY AND LIABILITIES		
	EQUITY		
	(a) Equity Share Capital	570.72	570.72
	(b) Other Equity	38677.62	37727.38
	Total Equity	39248.34	38298.10
	LIABILITIES		
1	Non-Current Liabilities		
	(a) Financial Liabilities		
	(i) Lease Liabilities	133.08	60.16
	(ii) Other Financial Liabilities	122.90	137.90
	(b) Provisions	587.29	1070.51
	(c) Deferred Tax Liabilities (Net)	631.95	327.72
	Total Non-Current Liabilities	1475.22	1596.29
2	Current Liabilities		
	(a) Financial Liabilities		
	(i) Borrowings	1004.92	209.99
	(ii) Lease Liabilities	93.71	62.27
	(iii) Trade Payables		
	Total outstanding dues of micro enterprises and small enterprises	342.53	109.19
	Total outstanding dues of creditor other than micro enterprises and small enterprises	3413.21	3285.43
	(iv) Other Financial Liabilities	3200.04	3611.37
	(b) Other Current Liabilities	302.93	569.05
	(c) Provisions	2060.66	1952.33
	(d) Current Tax Liabilities (Net)		105.13
	Total Current Liabilities	10418.00	9904.76
	TOTAL EQUITY AND LIABILITIES	51141.56	49799.15




ALBERT DAVID LIMITED

CASH-FLOW STATEMENT FOR THE YEAR ENDED 31ST MARCH 2025

(Rs in Lakhs)


	Year ended 31st March 2025 (Audited)	Year ended 31st March 2024 (Audited)
A. CASH FLOW FROM OPERATING ACTIVITIES		
Profit before Tax	2,522.77	9,728.53
Adjustment for :		
Depreciation and amortisation expense	696.89	682.52
Finance Cost	41.04	32.12
Interest Income	(375.48)	(407.41)
(Gain)/Loss on Disposal of Property, Plant & Equipment(Net)	(26.62)	(0.08)
Loss/(gain) on sale of current investments classified at FVTPL	87.96	(150.02)
Net fair value (gain)/loss on investments measured at FVTPL	(1,979.53)	(4,560.09)
Dividend Income	(23.83)	(42.10)
Unrealised (Gain)/Loss in Foreign Currency	1.16	0.73
Operating Profit before Working Capital changes	944.36	5,284.20
Adjustment for changes in working capital:		
(Increase)/Decrease in Trade Receivables	193.58	99.88
(Increase)/Decrease in Current and non-current financial assets	(31.52)	(31.52)
(Increase)/Decrease in Inventories	(2,028.99)	707.04
Increase/(Decrease) in other Current and non-current assets	(175.89)	(25.46)
Increase/(Decrease) in Trade Payables	362.85	180.28
Increase/(Decrease) in Current and non-current financial liabilities	(504.61)	(372.84)
Increase/(Decrease) in other Current liabilities and provisions	(752.29)	319.46
Cash Generated from Operations	(1,992.51)	6,161.04
Direct Taxes Paid(net of refund)	(851.07)	(1,610.82)
Net Cash from Operating Activities (A)	(2,843.58)	4,550.22
CASH FLOW FROM INVESTING ACTIVITIES:		
Payment against acquisition of Property, Plant & Equipment, Capital work-in-progress Intangible assets and intangible assets under development	(1,485.59)	(1,087.40)
Proceeds from Sale of Property & Equipment	28.39	0.08
Interest Received	337.87	543.85
Payment against acquisition/Proceeds of realisation of Current Investments(Net)	3,100.34	(4,041.76)
Proceeds of realization of Non-Current Investments	159.04	766.49
Proceeds/(Payment) of Inter corporate loan	-	500.00
Fixed Deposits (Made)/ Withdrawn (maturity more than three months)	166.25	(48.19)
Dividend Received on Investments	23.83	42.10
Net Cash used in Investing Activities(B)	2,330.13	(3,324.83)
CASH FLOW FROM FINANCING ACTIVITIES:		
Proceeds/(Repayment) of current borrowings(Net)	794.93	(186.90)
Repayment of Lease Liability	(104.36)	(98.91)
Interest Paid	(24.73)	(24.27)
Dividend Paid	(654.81)	(516.91)
Net Cash used in Financing Activities (C)	11.03	-826.99
NET INCREASE/(DECREASE) IN CASH AND CASH EQUIVALENTS (A+B+C)	(502.42)	398.40
Opening Cash and Cash Equivalents	543.89	144.54
Unrealised Gain/(Loss) in Current Account held in Foreign Currency	0.26	0.95
Closing Cash and Cash Equivalents	41.73	543.89
Notes:		
(a) Closing Cash and Cash Equivalents consists of the following:(Refer Note No.-16)		
	As at 31/03/2025	As at 31/03/2024
Closing Cash and Cash Equivalents	41.73	543.89
Cash and Cash Equivalents as per Cash Flow Statement	41.73	543.89
(b) The above Cash Flow Statement has been prepared under the "indirect Method" as set out in the Indian Accounting Standard(Ind AS-7) -Statement of Cash Flows.		
(c) Figures in bracket indicate Cash outgo.		



Notes :

- 1) The above Audited Financial Results have been reviewed by the Audit Committee and approved by the Board of Directors at their meeting held on 13th May, 2025. The Statutory Auditors have issued an unmodified audit opinion on these financial results.
- 2) The Annual Financial Results have been audited by the Statutory Auditors as required under Regulation 33 of the SEBI (Listing Obligations and Disclosure Requirements) Regulations, 2015.
- 3) The figures for the quarter ended 31st March, 2025 and 31st March, 2024 are the balancing figures between audited figures in respect of the full financial year and the published figures upto the end of third quarter.
- 4) The Board of Directors recommended dividend of ~~Rs. 5/-~~ per equity share of Rs.10/- each for the financial year ended 31st March, 2025.
- 5) The Company is engaged in the manufacturing of pharmaceutical products and has only one reportable segment in accordance with Ind AS-108 "Operating Segments".
- 6) Figures for the previous periods have been regrouped to conform to the figures of the current periods as and when required in limited context of format of financial results and disclosures thereon specified by SEBI.

Place : Kolkata
Date : 13th May, 2025



For ALBERT DAVID LIMITED


(U. M. Kunte)
Managing Director & CEO
(DIN : 03398438)



Ref: LODR/33(3)(d)

May 13, 2025

The General Manager
Department of Corporate Services
BSE Limited
P. J. Towers,
Dalal Street,
Mumbai – 400001.

Scrip Code: 524075

The Manager
Listing Department
National Stock Exchange of India Limited
Exchange Plaza, Plot No. C-1, G Block,
Bandra Kurla Complex, Bandra (East),
Mumbai – 400051.

Symbol: ALBERTDAVD

Dear Sir / Madam,

Sub: Declaration with respect to Audit Report with Unmodified Opinion for the Audited Financial Results for the Financial Year ended March 31, 2025.

Pursuant to Regulation 33(3)(d) of the SEBI (Listing Obligations and Disclosure Requirements) Regulations, 2015 and in terms of SEBI Circular No. CIR/CFD/CMD/56/2016 dated May 27, 2016, we hereby declare that M/s. L. B. Jha & Co., Chartered Accountants (Firm Registration No. 301088E), Statutory Auditors of the Company have issued their Audit Report on the Audited Financial Results of the Company for the Financial Year ended March 31, 2025, with unmodified Audit Opinion.

This is for your information.

Thanking you,
Yours faithfully,

For Albert David Limited



Umesh M. Kunte
Managing Director & CEO



Ranadeep Bhattacharya
Chief Financial Officer

Integrated Filing (Finance) Ind AS

ALBERT DAVID LIMITED

General Information

Scrip code*	524075
NSE Symbol*	ALBERTDAVD
MSEI Symbol*	NOTLISTED
ISIN*	INE155C01010
Type of company	Main Board
Class of security	Equity
Date of start of financial year	01-04-2024
Date of end of financial year	31-03-2025
Date of board meeting when results were approved	13-05-2025
Date on which prior intimation of the meeting for considering financial results was informed to the exchange	06-05-2025
Description of presentation currency	INR
Level of rounding	Lakhs
Reporting Type	Quarterly
Reporting Quarter	Fourth quarter
Nature of report standalone or consolidated	Standalone
Whether results are audited or unaudited for the quarter ended	Audited
Whether results are audited or unaudited for the Year to date for current period ended/year ended	Audited
Segment Reporting	Single segment
Description of single segment	Pharmaceuticals
Start date of board meeting	13-05-2025
Start time of board meeting	11:45:00
End date of board meeting	13-05-2025
End time of board meeting	16:40:00
Whether cash flow statement is applicable on company	true
Type of cash flow statement	Cash Flow Indirect
Declaration of unmodified opinion or statement on impact of audit qualification	Declaration of unmodified opinion
Whether the company has any related party?	true
Whether the company has entered into any Related Party transaction during the selected half year for which it wants to submit disclosure?	false
(I) We declare that the acceptance of fixed deposits by the bans/Non-Banking Finance Company are at the terms uniformly applicable/offered to all shareholders/public	NA
(II) We declare that the scheduled commercial bank, as per RBI circular RBI/DBR/2015-16/19 dated March 03, 2016, has allowed additional interest of one per cent per annum, over and above the rate of interest mentioned in the schedule of interest rates on savings or a term deposits of bank&™s staff and their exclusive associations as well as on deposits of Chairman, Chairman & Managing Director, Executive Director or such other Executives appointed for a fixed tenure.	NA
(III) Whether the company is a 'high value debt listed entity' according to regulation 15 (1A)?	false
(a) If answer to above question is Yes, whether complying with proviso to regulation 23 (9), i.e., submitting RPT disclosures on the day of results publication?	
(b) If answer to above question is No, please explain the reason for not complying.	
Whether the updated Related Party Transactions (RPT) Policy (in compliance with Reg. 23 of SEBI LODR) has been uploaded on the website of the Company?	true
Latest Date on which RPT policy is updated	14-03-2024
Indicate Company website link for updated RPT policy of the Company	https://www.albertdavidindia.com/policies.php
Whether statement on deviation or variation for proceeds of public issue, rights issue, preferential issue, qualified institutions placement etc. is applicable to the company for the current quarter?	false
No. of times funds raised during the quarter	
Whether the disclosure for the Default on Loans and Debt Securities is applicable to the entity?	false
	Textual Information (1)

Text Block

Textual Information(1)	nil
------------------------	-----

Financial Results - Ind-AS

Amount in (Lakhs)

Particulars		3 months/ 6 months ended (dd-mm-yyyy)	Year to date figures for current period ended (dd-mm-yyyy)
Date of start of reporting period		01-01-2025	01-04-2024
Date of end of reporting period		31-03-2025	31-03-2025
Whether results are audited or unaudited		Audited	Audited
Nature of report standalone or consolidated		Standalone	Standalone
Part I	Blue color marked fields are non-mandatory. For Consolidated Results, if the company has no figures for 3 months / 6 months ended, in such case zero shall be inserted in the said column.		
1	Income		
	Revenue from operations	7,489.33	34,576.80
	Other income	(511.44)	2,958.07
	Total income	6,977.89	37,534.87
2	Expenses		
(a)	Cost of materials consumed	2,089.51	7,015.05
(b)	Purchases of stock-in-trade	1,855.06	6,046.24
(c)	Changes in inventories of finished goods, work-in-progress and stock-in-trade	(1,012.04)	(1,432.98)
(d)	Employee benefit expense	2,268.18	10,902.46
(e)	Finance costs	13.15	41.04
(f)	Depreciation, depletion and amortisation expense	181.75	696.89
(g)	Other Expenses		
1	Other Expenses	2,763.15	11,743.40
	Total other expenses	2,763.15	11,743.40
	Total expenses	8,158.76	35,012.10
3	Total profit before exceptional items and tax	(1,180.87)	2,522.77
4	Exceptional items	0.00	0.00
5	Total profit before tax	(1,180.87)	2,522.77
6	Tax expense		
7	Current tax	178.84	592.42
8	Deferred tax	(326.92)	210.27
9	Total tax expenses	(148.08)	802.69
10	Net movement in regulatory deferral account balances related to profit or loss and the related deferred tax movement	0.00	0.00
11	Net Profit Loss for the period from continuing operations	(1,032.79)	1,720.08
12	Profit (loss) from discontinued operations before tax	0.00	0.00
13	Tax expense of discontinued operations	0.00	0.00
14	Net profit (loss) from discontinued operation after tax	0.00	0.00
15	Share of profit (loss) of associates and joint ventures accounted for using equity method	0.00	0.00
16	Total profit (loss) for period	(1,032.79)	1,720.08
17	Other comprehensive income net of taxes	(117.77)	(113.50)
18	Total Comprehensive Income for the period	(1,150.56)	1,606.58
19	Total profit or loss, attributable to		
	Profit or loss, attributable to owners of parent		
	Total profit or loss, attributable to non-controlling interests		
20	Total Comprehensive income for the period attributable to		
	Comprehensive income for the period attributable to owners of parent		
	Total comprehensive income for the period attributable to owners of parent non-controlling interests		
21	Details of equity share capital		
	Paid-up equity share capital	570.72	570.72
	Face value of equity share capital	10.00	10.00
22	Reserves excluding revaluation reserve		38,677.62
23	Earnings per share		
i	Earnings per equity share for continuing operations		
	Basic earnings (loss) per share from continuing operations	-18.10	30.14
	Diluted earnings (loss) per share from continuing operations	-18.10	30.14
ii	Earnings per equity share for discontinued operations		
	Basic earnings (loss) per share from discontinued operations	0.00	0.00
	Diluted earnings (loss) per share from discontinued operations	0.00	0.00
iii	Earnings per equity share (for continuing and discontinued operations)		

Company Results

	Basic earnings (loss) per share from continuing and discontinued operations	-18.10	30.14
	Diluted earnings (loss) per share from continuing and discontinued operations	-18.10	30.14
24	Debt equity ratio		
25	Debt service coverage ratio		
26	Interest service coverage ratio		
27	Remarks for debt equity ratio		
28	Remarks for debt service coverage ratio		
29	Remarks for interest service coverage ratio		
30	Disclosure of notes on financial results		

Other Comprehensive Income

Amount in (Lakhs)

Particulars	3 months/ 6 months ended (dd-mm-yyyy)	Year to date figures for current period ended (dd-mm-yyyy)
Date of start of reporting period	01-01-2025	01-04-2024
Date of end of reporting period	31-03-2025	31-03-2025
Whether results are audited or unaudited	Audited	Audited
Nature of report standalone or consolidated	Standalone	Standalone
Other comprehensive income [Abstract]		
1 Amount of items that will not be reclassified to profit and loss		
1 items that will not be reclassified to profit & loss	(161.53)	(38.60)
Total Amount of items that will not be reclassified to profit and loss	(161.53)	(38.60)
2 Income tax relating to items that will not be reclassified to profit or loss	(43.76)	74.90
3 Amount of items that will be reclassified to profit and loss		
Total Amount of items that will be reclassified to profit and loss		
4 Income tax relating to items that will be reclassified to profit or loss	0.00	0.00
5 Total Other comprehensive income		

Statement of Asset and Liabilities

Amount in (Lakhs)

Particulars		Year ended (dd-mm-yyyy)
Date of start of reporting period		01-04-2024
Date of end of reporting period		31-03-2025
Whether results are audited or unaudited		Audited
Nature of report standalone or consolidated		Standalone
Assets		
1	Non-current assets	
	Property, plant and equipment	9,771.23
	Capital work-in-progress	173.11
	Investment property	0.00
	Goodwill	0.00
	Other intangible assets	107.20
	Intangible assets under development	18.50
	Biological assets other than bearer plants	0.00
	Investments accounted for using equity method	1,795.31
	Non-current financial assets	
	Non-current investments	61.96
	Trade receivables, non-current	0.00
	Loans, non-current	0.00
	Other non-current financial assets	3,809.46
	Total non-current financial assets	3,871.42
	Deferred tax assets (net)	
	Other non-current assets	
	Total non-current assets	15,736.77
2	Current assets	
	Inventories	6,390.20
	Current financial asset	
	Current investments	24,221.17
	Trade receivables, current	2,737.32
	Cash and cash equivalents	41.73
	Bank balance other than cash and cash equivalents	127.73
	Loans, current	405.00
	Other current financial assets	464.33
	Total current financial assets	27,997.28
	Current tax assets (net)	172.56
	Other current assets	844.75
	Total current assets	35,404.79
3	Non-current assets classified as held for sale	
4	Regulatory deferral account debit balances and related deferred tax Assets	
	Total assets	51,141.56
Equity and liabilities		
1	Equity	
	Equity attributable to owners of parent	
	Equity share capital	570.72
	Other equity	38,677.62
	Total equity attributable to owners of parent	39,248.34
	Non controlling interest	
	Total equity	39,248.34
2	Liabilities	
	Non-current liabilities	
	Non-current financial liabilities	
	Borrowings, non-current	0.00
	Trade payables, non-current	
	(A) Total outstanding dues of micro enterprises and small enterprises	0.00
	(B) Total outstanding dues of creditors other than micro enterprises and small enterprises	0.00
	Total Trade payable	0.00
	Other non-current financial liabilities	255.98
	Total non-current financial liabilities	255.98
	Provisions, non-current	587.29
	Deferred tax liabilities (net)	631.95
	Deferred government grants, Non-current	0.00
	Other non-current liabilities	0.00
	Total non-current liabilities	1,475.22

	Current liabilities	
	Current financial liabilities	
	Borrowings, current	1,004.92
	Trade payables, current	
	(A) Total outstanding dues of micro enterprises and small enterprises	342.53
	(B) Total outstanding dues of creditors other than micro enterprises and small enterprises	3,413.21
	Total Trade payable	3,755.74
	Other current financial liabilities	3,293.75
	Total current financial liabilities	8,054.41
	Other current liabilities	302.93
	Provisions, current	2,060.66
	Current tax liabilities (Net)	0.00
	Deferred government grants, Current	0.00
	Total current liabilities	10,418.00
3	Liabilities directly associated with assets in disposal group classified as held for sale	0.00
4	Regulatory deferral account credit balances and related deferred tax liability	0.00
	Total liabilities	11,893.22
	Total equity and liabilities	51,141.56
	Disclosure of notes on assets and liabilities	Textual Information(1)

Text Block

Textual Information(1)	<p>1)The above is an extract of the detailed format of Quarterly/Annual Financial Results filed with the Stock Exchanges under Regulation 33 of the SEBI (Listing Obligations and Disclosure Requirements) Regulations, 2015. The full format of the Quarterly/Annual Financial Results and notes thereto along with the Statutory Auditor's Report thereon are available on the Stock Exchanges website (www.bseindia.com), (www.nseindia.com) and the Company's website (www.albertdavidindia.com). 2) The above Audited Financial Results have been reviewed by the Audit Committee and approved by the Board of Directors at their meeting held on 13th May, 2025. 3) The Annual Financial Results have been audited by the Statutory Auditors as required under Regulation 33 of the SEBI (Listing Obligations and Disclosure Requirements) Regulations, 2015. 4) The figures for the quarter ended 31st March, 2025 and 31st March, 2024 are the balancing figures between audited figures in respect of the full financial year and the published figures upto the end of third quarter. 5) The Board of Directors recommended dividend of Rs.5/- per equity share of Rs.10/- each for the financial year ended 31st March, 2025. 6) The Company is engaged in the manufacturing of pharmaceutical products and has only one reportable segment in accordance with Ind AS-108 "Operating Segments". 7) Figures for the previous periods have been regrouped to conform to the figures of the current periods as and when required in limited context of format of financial results and disclosures thereon specified by SEBI.</p>
------------------------	---

Cash flow statement indirect

Amount in (Lakhs)

Particulars		Year ended (dd-mm-yyyy)
Date of start of reporting period		01-04-2024
Date of end of reporting period		31-03-2025
Whether results are audited or unaudited		Audited
Nature of report standalone or consolidated		Standalone
Part I	Blue color marked fields are non-mandatory.	
1	Statement of cash flows	
Cash flows from used in operating activities		
	Profit before tax	2,522.77
2	Adjustments for reconcile profit (loss)	
	Adjustments for finance costs	41.04
	Adjustments for decrease (increase) in inventories	(2,028.99)
	Adjustments for decrease (increase) in trade receivables, current	193.58
	Adjustments for decrease (increase) in trade receivables, non-current	0.00
	Adjustments for decrease (increase) in other current assets	(355.26)
	Adjustments for decrease (increase) in other non-current assets	179.37
	Adjustments for other financial assets, non-current	(30.92)
	Adjustments for other financial assets, current	0.91
	Adjustments for other bank balances	(1.51)
	Adjustments for increase (decrease) in trade payables, current	362.85
	Adjustments for increase (decrease) in trade payables, non-current	0.00
	Adjustments for increase (decrease) in other current liabilities	(266.12)
	Adjustments for increase (decrease) in other non-current liabilities	0.00
	Adjustments for depreciation and amortisation expense	696.89
	Adjustments for impairment loss reversal of impairment loss recognised in profit or loss	0.00
	Adjustments for provisions, current	(2.95)
	Adjustments for provisions, non-current	(483.22)
	Adjustments for other financial liabilities, current	(489.61)
	Adjustments for other financial liabilities, non-current	(15.00)
	Adjustments for unrealised foreign exchange losses gains	1.16
	Adjustments for dividend income	23.83
	Adjustments for interest income	375.48
	Adjustments for share-based payments	0.00
	Adjustments for fair value losses (gains)	(1,979.53)
	Adjustments for undistributed profits of associates	0.00
	Other adjustments for which cash effects are investing or financing cash flow	0.00
	Other adjustments to reconcile profit (loss)	87.96
	Other adjustments for non-cash items	(26.62)
	Share of profit and loss from partnership firm or association of persons or limited liability partnerships	0.00
	Total adjustments for reconcile profit (loss)	(4,515.28)
	Net cash flows from (used in) operations	(1,992.51)
	Dividends received	0.00
	Interest paid	0.00
	Interest received	0.00
	Income taxes paid (refund)	851.07
	Other inflows (outflows) of cash	0.00
	Net cash flows from (used in) operating activities	(2,843.58)
3	Cash flows from used in investing activities	
	Cash flows from losing control of subsidiaries or other businesses	0.00
	Cash flows used in obtaining control of subsidiaries or other businesses	0.00
	Other cash receipts from sales of equity or debt instruments of other entities	159.04
	Other cash payments to acquire equity or debt instruments of other entities	0.00
	Other cash receipts from sales of interests in joint ventures	0.00
	Other cash payments to acquire interests in joint ventures	0.00
	Cash receipts from share of profits of partnership firm or association of persons or limited liability partnerships	0.00
	Cash payment for investment in partnership firm or association of persons or limited liability partnerships	0.00
	Proceeds from sales of property, plant and equipment	28.39
	Purchase of property, plant and equipment	1,485.59
	Proceeds from sales of investment property	3,100.34
	Purchase of investment property	0.00

Proceeds from sales of intangible assets	0.00
Purchase of intangible assets	0.00
Proceeds from sales of intangible assets under development	0.00
Purchase of intangible assets under development	0.00
Proceeds from sales of goodwill	0.00
Purchase of goodwill	0.00
Proceeds from biological assets other than bearer plants	0.00
Purchase of biological assets other than bearer plants	0.00
Proceeds from government grants	0.00
Proceeds from sales of other long-term assets	166.25
Purchase of other long-term assets	0.00
Cash advances and loans made to other parties	0.00
Cash receipts from repayment of advances and loans made to other parties	0.00
Cash payments for future contracts, forward contracts, option contracts and swap contracts	0.00
Cash receipts from future contracts, forward contracts, option contracts and swap contracts	0.00
Dividends received	23.83
Interest received	337.87
Income taxes paid (refund)	0.00
Other inflows (outflows) of cash	0.00
Net cash flows from (used in) investing activities	2,330.13
4 Cash flows from used in financing activities	
Proceeds from changes in ownership interests in subsidiaries	0.00
Payments from changes in ownership interests in subsidiaries	0.00
Proceeds from issuing shares	0.00
Proceeds from issuing other equity instruments	0.00
Payments to acquire or redeem entity's shares	0.00
Payments of other equity instruments	0.00
Proceeds from exercise of stock options	0.00
Proceeds from issuing debentures notes bonds etc	0.00
Proceeds from borrowings	794.93
Repayments of borrowings	0.00
Payments of lease liabilities	104.36
Dividends paid	24.73
Interest paid	654.81
Income taxes paid (refund)	0.00
Other inflows (outflows) of cash	0.00
Net cash flows from (used in) financing activities	11.03
Net increase (decrease) in cash and cash equivalents before effect of exchange rate changes	(502.42)
5 Effect of exchange rate changes on cash and cash equivalents	
Effect of exchange rate changes on cash and cash equivalents	0.26
Net increase (decrease) in cash and cash equivalents	(502.16)
Cash and cash equivalents cash flow statement at beginning of period	543.89
Cash and cash equivalents cash flow statement at end of period	41.73

Details of Impact of Audit Qualification

Whether results are audited or unaudited		Audited	
Declaration of unmodified opinion or statement on impact of audit qualification		Declaration of unmodified opinion	
Auditor's opinion			
Declaration pursuant to Regulation 33(3)(d) of SEBI(LODR) Regulation, 2015: The company declares that its Statutory Auditor / s have issued an Audit Report with unmodified opinion for the period on Standalone results		true	
Sr.No	Audit firm's name	Whether the firm holds a valid peer review certificate issued by Peer Review Board of ICAI	Certificate valid upto
1	L B Jha & Co.	true	31-01-2028

Format for Disclosure of Related Party Transactions (applicable only for half-yearly filings i.e., 2nd and 4th quarter)

Amount in (Lakhs)

Sr. No.	Details of the party (listed entity /subsidiary) entering into the transaction		Details of the counterparty		Type of related party transaction	Details of other related party transaction	Value of the related party transaction as approved by the audit committee	Remarks on approval by audit committee	Value of the related party transaction ratified by the audit committee	Date of Audit Committee Meeting where the ratification was approved	Value of transaction during the reporting period	In case monies are due to either party as a result of the transaction		In case any financials incurred to mal corporate de inv		Additional disclosure transaction related to the listed entity								
	Name	Name	Relationship of the counterparty with the listed entity or its subsidiary	Purchase of goods or services								Any other transaction	Sitting fees to Promoter Directors	Sitting fees to Promoter Directors	Donation paid		Sale of Equity Shares	Sale of Equity Shares	Sale of Equity Shares	Remuneration	Opening balance	Closing balance	Nature of indebtedness (loan/ issuance of debt/ any other etc.)	Incurred
1	Albert David Limited	Gillander Arbuthnot and Company Limited	Company in which KMP/Director has significant influence	Purchase of goods or services			50.00	Not Applicable	22.45	13-05-2025	22.45	0.00	0.00											
2	Albert David Limited	Strategic Marketing Solutions & Research Centre Private Limited	Company in which KMP/Director has significant influence	Purchase of goods or services			30.00	Not Applicable	21.00	13-05-2025	21.00	0.00	0.00											
3	Albert David Limited	Khaitan & Co. LLP	Company in which KMP/Director has significant influence	Any other transaction	Legal charges		100.00	Not Applicable	20.38	13-05-2025	20.38	0.00	0.00											
4	Albert David Limited	Prabhawati Devi Kothari	Non-Executive Director	Any other transaction	Sitting fees to Promoter Directors		25.00	Not Applicable	0.65	13-05-2025	0.65	0.00	0.00											
5	Albert David Limited	Anand Vardhan Kothari	Non-Executive Director	Any other transaction	Sitting fees to Promoter Directors		25.00	Not Applicable	0.25	13-05-2025	0.25	0.00	0.00											
6	Albert David Limited	Kothari Medical Centre	Trust in which KMP has significant influence	Any other transaction	Donation paid		200.00	Not Applicable	50.00	13-05-2025	50.00	0.00	0.00											
7	Albert David Limited	Kothari Phytochemicals & Industries Ltd.	Company in which KMP/Director has significant influence	Any other transaction	Sale of Equity Shares		800.00	Not Applicable	50.00	13-05-2025	50.00	0.00	0.00											
8	Albert David Limited	PDK Family Trust	Company in which KMP/Director has significant influence	Any other transaction	Sale of Equity Shares		800.00	Not Applicable	20.00	13-05-2025	20.00	0.00	0.00											
9	Albert David Limited	G Das & Co. Pvt.Ltd	Company in which KMP/Director has significant influence	Any other transaction	Sale of Equity Shares		800.00	Not Applicable	34.00	13-05-2025	34.00	0.00	0.00											
10	Albert David Limited	Mr. Arun Kumar Kothari	Chairman & Executive Director	Remuneration			250.00	Not Applicable	116.94	13-05-2025	116.94	0.00	0.00											
Total value of transaction during the reporting period											335.67													