



AGRO PHOS INDIA LIMITED

Date: 30th May, 2022

To
Listing Department
The National Stock Exchange of India Limited,
Exchange Plaza,
Bandra Kurla Complex (Bandra East),
Mumbai -400051

Dear Sir/Madam,

NSE Symbol: AGROPHOS

Sub: Outcome of Board Meeting pursuant to Regulation 30 of Securities and Exchange Board of India (Listing Obligation and Disclosure Requirements) Regulation 2015.

We Wish to inform you that the Board of Directors of the Company at its meeting held today, on Monday, 30th May, 2022, at registered office of the Company, which commenced at 04:30PM and concluded at 08:30PM inter-alia considered and approved the following:

- a) The Audited Financial Results and Auditor's Report thereon for the quarter and year ended 31st March, 2022 as per Regulation 33 of the SEBI (LODR) Regulations and other applicable provisions, if any.
- b) Such other business matters as placed before the board.

Please take the same on your records

Thanking you,

Yours Faithfully,

For AGRO PHOS (INDIA) LIMITED


VISHNU KANT GUPTA
WHOLE TIME DIRECTOR
DIN: 05233476





AGRO PHOS INDIA LIMITED

AGRO PHOS INDIA LIMITED						
(CIN: L24123MP2002PLC015285)						
STATEMENT OF AUDITED FINANCIAL RESULTS FOR THE QUARTER AND YEAR ENDED 31ST MARCH 2022						
					Rs. In Lakhs	
PARTICULARS	QUARTER ENDED			YEAR ENDED	YEAR ENDED	
	3/31/2022	12/31/2021	3/31/2021	3/31/2022	3/31/2021	
	(Audited)	(Unaudited)	(Audited)	(Audited)	(Audited)	
Income						
I	Revenue from operations	2239	3794	865	11606	5998
II.	Other Income	57	37	6	119	24
III.	Total Income (I + II)	2296	3831	871	11725	6022
IV. Expenses						
	(a) Cost of Materials Consumed	1585	2485	701	6390	3218
	(b) Purchases of Stock in Trade	164	293	392	969	1064
	(c) Changes in Inventories of finished goods , work in progress and stock in trade	-377	-227	-487	594	-301
	(d) Employee benefits expenses	85	115	70	361	246
	(e) Finance Cost	29	34	39	167	195
	(f) Depreciation, amortisation and Impairment Expense	35	30	28	123	110
	(g) Other Expenses	685	721	149	2414	1132
	Total Expenses (IV)	2206	3451	892	11017	5664
V	Profit /(loss) before exceptional items and tax (III - IV)	90	380	-21	708	358
VI	Exceptional Items	0	0	0	0	0
VII	Profit /(loss) before tax (V - VI)	90	380	-21	708	358
VIII	Tax Expenses					
	Current Tax	-2	112	16	185	121
	Deferred Tax	36	-51	-17	-61	-81
IX	Profit /(loss) for the period (VII-VIII)	56	319	-20	583	318
X	Other Comprehensive Income					
	(a) Items that will not be reclassified to profit or loss	-14	9	7	-2	7
	Tax Relating to above items	4	-2	-2	0	-2
	(b) Items that will be reclassified to profit or loss	0	0	0	0	0
	Tax Relating to above items	0	0	0	0	0
XI	Total Comprehensive Income for the period (IX + X)	46	325	-15	582	324
XII	Paid up Equity Share Capital (Face Value of Rs 10 each)	2027.41	2027.41	2027.41	2027.41	2027.41
XIII	Earning per equity share of face value of Rs 10 each					
	a) Basic (Rs.)	0.27	1.57	-0.10	2.88	1.57
	b) Diluted (Rs.)	0.27	1.57	-0.10	2.88	1.57

Date : 30-05-2022
Place : Indore

For and on behalf of the Board of Directors
Agro Phos (India)Limited

Regd. Office : M - 87, Trade Centre, 18, South Tukoganj, Indore (M.P.)
Tel : 0731-2529488-89-90-91
E-mail : agrophos@rediffmail.com / info@agrophos.com
Website : www.agrophos.com

Vishnu Kant Gupta
Whole Time Director
(DIN: 05233476)






AGRO PHOS INDIA LIMITED

Notes to the Result:

1	The above financial results have been reviewed and recommended by the Audit Committee and taken on record and approved by the Board of Directors in their respective meeting held on 30th May 2022. The statutory auditors of the company have carried out a Limited Review of the results for the quarter and year ended 31st March, 2022
2	The subsidy on sales is presented under revenue from operation w.e.f. current financial year as per general trade practice in the industry, for better presentation and understanding. Accordingly subsidy presented in other income in previous quarters 31.03.2021 Rs. 226 lacs and for the year ended 31.03.2021 Rs. 1874 lacs is regrouped under revenue from operation.
3	Company is manufacturer of Fertilizer Products, which covers under essential commodities as announced by govt., therefore company was allowed to continue production during year in COVID -19 Pandemic, hence there is no such adverse impact on company's operations.
4	The aforesaid financial Results will be uploaded on the Company's website www.agrophos.com and will also be available on the website of the Stock exchange i.e. www.nseindia.com and for the benefit of shareholders and investors
5	Figures have been re-grouped, re-arranged or re-classified, wherever considered necessary to make them comparable.
6	The audited financial results for quarter ended March 31, 2022 and quarter ended March 31, 2021 are the balancing figures between the audited figures for the full financial year then ended and the published year to date reviewed figures upto the third quarter of the respective financial years.

Date : 30-05-2022
Place : Indore

For and on behalf of the Board of Directors
Agro Phos (India) Limited


Vishnu Kant Gupta
Whole Time Director
(DIN: 05233476)



Regd. Office : M - 87, Trade Centre, 18, South Tukoganj, Indore (M.P.)
Tel : 0731-2529488-89-90-91
E-mail : agrophos@rediffmail.com / info@agrophos.com
Website : www.agrophos.com

CIN No. : L24123MP2002PLC15285



AGRO PHOS INDIA LIMITED

AGRO PHOS INDIA LIMITED

(CIN: L24123MP2002PLC015285)

AUDITED SEGMENT INFORMATION FOR THE QUARTER AND YEAR ENDED 31ST MARCH 2022

PARTICULARS	QUARTER ENDED			YEAR ENDED	YEAR ENDED
	3/31/2022	12/31/2021	3/31/2021	3/31/2022	3/31/2021
	(Audited)	(Unaudited)	(Audited)	(Audited)	(Audited)
Segment Revenue					
Fertilizers	2,251	3,816	865	11,656	5,695
Others	-	-	4	-	316
Unallocable	46	15	2	69	10
Total Segment Revenue	2,296	3,831	871	11,725	6,022
Less : Inter segment Revenue	-	-	-	-	-
Net Sales/Income from operations	2,296	3,831	871	11,725	6,022
Segment Results					
(Profit/(loss) before tax and interest from each segment)					
Fertilizers	153	449	53	1,010	763
Others	-	-	(4)	-	(79)
Unallocable	(34)	(35)	(31)	(136)	(132)
Total	119	414	18	875	553
Less: (i) Finance Cost	29	34	39	167	195
Profit for the Period Before Tax	90	380	(21)	708	358
Segment Assets					
Fertilizers	7,850	9,736	7,061	7,850	7,061
Others	-	-	14	-	14
Unallocable	618	997	193	618	193
Total Assets	8,468	10,733	7,268	8,468	7,268
Segment Liabilities					
Fertilizers	2,170	4,391	1,375	2,170	1,375
Others	-	-	3	-	3
Unallocable	1,600	1,640	1,725	1,600	1,725
Total Liabilities	3,771	6,031	3,102	3,771	3,102

Date : 30-05-2022

Place : Indore

Regd. Office : M - 87, Trade Centre, 18, South Tukoganj, Indore (M.P.)

Tel : 0731-2529488-89-90-91

E-mail : agrophos@rediffmail.com / info@agrophos.com

Website : www.agrophos.com

CIN No. : L24123MP2002PLC15285

For and on behalf of the Board of Directors
Agro Phos (India)Limited

Vishnu Kant Gupta
Whole Time Director
(DIN: 05233476)





AGRO PHOS INDIA LIMITED

AGRO PHOS INDIA LIMITED

(CIN: L24123MP2002PLC015285)


BALANCE SHEET AS AT 31ST MARCH 2022

Particulars	As at March 31, 2022	As at March 31, 2021
I. ASSETS		
(1) Non-current assets		
(a) Property, Plant and Equipment	2,083	1,464
(b) Right of use asset	15	17
(c) Capital work-in-progress	72	33
d) Intangible Assets	3	4
(e) Financial Assets		
(i) Investments	127	
(ii) Others	46	31
(f) Other non-current assets	21	
Total Non-current assets	2,367	1,549
(2) Current assets		
(a) Inventories	3,163	2,937
(b) Financial Assets		
(i) Trade receivables	1,139	1,658
(ii) Cash and cash equivalents	110	25
(iii) Bank balances other than (iii) above	199	76
(iv) Others	689	595
(c) Other Current Assets	801	428
Total Current assets	6,101	5,719
Total Assets	8,468	7,268
II. EQUITY AND LIABILITIES		
Equity		
(a) Equity share capital	2,027	2,027
(b) Other Equity	2,669	2,138
Total Equity	4,697	4,165
LIABILITIES		
(1) Non-Current Liabilities		
(a) Financial Liabilities		
(i) Borrowings	171	236
(ii) Others	63	7
(b) Provisions	66	52
(c) Deferred tax liabilities (Net)	73	134
Total Non-Current Liabilities	373	428
(2) Current liabilities		
(a) Financial Liabilities		
(i) Borrowings	1,105	1,159
(ii) Trade payables	1,825	1,210
(iii) Other financial liabilities	75	82
(b) Other current liabilities	220	96
(c) Provisions	5	4
(d) Current Tax liabilities (net)	167	122
Total Current liabilities	3,398	2,674
Total Equity and Liabilities	8,468	7,268

For and on behalf of the Board of Directors
For Agro Phos (India) Limited

Date: 30-May-2022

Place: Indore


 Vishnu Kant Gupta
 Whole Time Director
 (DIN: 05233476)



Regd. Office : M - 87, Trade Centre, 18, South Tukoganj, Indore (M.P.)
 Tel : 0731-2529488-89-90-91
 E-mail : agrophos@rediffmail.com / info@agrophos.com
 Website : www.agrophos.com

CIN No. : L24123MP2002PLC15285




AGRO PHOS INDIA LIMITED

AGRO PHOS INDIA LIMITED		
(CIN: L24123MP2002PLC015285)		
Cash Flow Statement for the year ended 31ST MARCH, 2022		
Particulars	Year Ended	Year Ended
	31.03.2022	31.03.2021
	(Audited)	(Audited)
A. Cash flow from Operating activities		
a. Net Profit/ (Loss) before Tax & Exceptional item	707.71	357.93
Adjustment for :		
Depreciation & Amortisation	122.98	110.19
Finance costs	166.87	194.60
Fair value of Investment	(1.59)	0.00
Interest Income	(15.88)	(5.13)
(Gain) / Loss on sale of Property, Plant and Equipment	(62.56)	0.46
Provision /(Reversal of provision) on doubtful debts	(23.32)	10.60
IND as adjustment from OCI	(1.61)	7.22
Unrealised gain / (loss) on Foreign currency exchange rate	(8.60)	5.62
b. Operating profit/(loss) before working capital changes	884.01	681.48
Adjustment for :		
Trade and Other receivables	66.98	1517.30
Inventories	(225.91)	(247.67)
Trade and other payables	804.31	(945.66)
c. Cash generated from Operations	1529.39	1005.44
Direct Taxes (paid)/Refund	(140.56)	(103.01)
Net Cash Flow from Operating activities	1,388.83	902.43
B. Cash flow from investing activities		
Purchase of Property, Plant and Equipment	(837.65)	(287.40)
Sale of Property, Plant and Equipments	100.97	0.89
Purchase of Investment	(125.00)	-
Interest Received	13.13	4.62
Change in Bank balances not considered as cash and cash Equivalent	(118.50)	8.51
Net Cash Flow from Investing activities	(967.05)	(273.39)
C. Cash flow from Financing activities		
Proceeds from Borrowings	-	282.36
Repayment of Borrowings	(118.30)	(705.60)
Finance cost Paid	(168.00)	(192.81)
Divedend Paid	(50.69)	-
Net Cash flow from Financing activities	(336.99)	(616.05)
D. Net Increase / (Decrease)in Cash and Cash Equivalent	84.79	13.00
Cash and Cash Equivalent at the beginning of the year	25.44	12.44
Cash and Cash Equivalent at the end of the year	110.23	25.44
Cash and Cash Equivalent Comprises :		
Balances with Banks	108.18	15.72
Cash on hand	2.05	9.72

Date: 30-May-2022

Place: Indore

For and on behalf of the Board of Directors
For Agro Phos (India) Limited

 Vishnu Kant Gupta
 Whole Time Director
 (DIN: 05233476)


Regd. Office : M - 87, Trade Centre, 18, South Tukoganj, Indore (M.P.)

Tel : 0731-2529488-89-90-91

E-mail : agrophos@rediffmail.com / info@agrophos.com

Website : www.agrophos.com

CIN No. : L24123MP2002PLC15285



Independent Auditors Report on the Quarterly and Year to Date Audited Financial Results of the Company pursuant to the Regulations 33 of the SEBI (Listing Obligations and Disclosure Requirements) Regulations, 2015.

To
The Board of Directors of
Agro Phos India Limited

Report on the audit of the Financial Results

Opinion

We have audited the accompanying financial results of Agro Phos India Limited (the Company) for the quarter and year ended 31st March, 2022 attached herewith being submitted by the company pursuant to the Regulations 33 of the SEBI (Listing Obligations and Disclosure Requirements) Regulations, 2015 (as amended).


In our opinion and to the best of our information and according to the explanations given to us these financial results :

(i) are presented in accordance with the requirements of the Listing Regulations 33 of The SEBI (Listing Obligation and Disclosure Requirements) Regulations, 2015 in this regards and

(ii) gives a true and fair view in conformity with the recognition and measurement principle laid down in the applicable accounting standards and other accounting principles generally accepted in India of the net profit, other comprehensive income and other financial information for the quarter and year ended March 31, 2022.

Basis for Opinion

We conducted our audit in accordance with the Standards on Auditing (SAs) specified under section 143(10) of the Companies Act, 2013 (as amended). Our responsibilities under those Standards are further described in the Auditor's Responsibilities for the Audit of the Financial Results section of our report. We are independent of the Company in accordance with the Code of Ethics issued by the Institute of Chartered Accountants of India together with the ethical requirements that are relevant to our audit of the financial Results under the provisions of the Companies Act, 2013 and the Rules thereunder, and we have fulfilled our other ethical responsibilities in accordance with these requirements and the Code of Ethics. We believe that the audit evidence we have obtained is sufficient and appropriate to provide a basis for our opinion.



Management's Responsibility for the Financial Results

These quarterly financial results as well as the year to date financial results have been prepared on the basis of the annual financial statements. The Company's Board of Directors are responsible for the preparation and presentation of these financial results that give a true and fair view of the net profit and other comprehensive income and other financial information in accordance with the recognition and measurement principles laid down in Indian Accounting Standard prescribed under Section 133 of the Act read with relevant rules issued thereunder and other accounting principles generally accepted in India and in compliance with Regulation 33 of the Listing Regulations. This responsibility also includes maintenance of adequate accounting records in accordance with the provisions of the Act for safeguarding of the assets of the Company and for preventing and detecting frauds and other irregularities; selection and application of appropriate accounting policies; making judgments and estimates that are reasonable and prudent; and design, implementation and maintenance of adequate internal financial controls, that were operating effectively for ensuring the accuracy and completeness of the accounting records, relevant to the preparation and presentation of the financial results that give a true and fair view and are free from material misstatement, whether due to fraud or error.

In preparing the financial results, the Board of directors are responsible for assessing the Company's ability to continue as a going concern, disclosing, as applicable, matters related to going concern and using the going concern basis of accounting unless management either intends to liquidate the Company or to cease operations, or has no realistic alternative but to do so.


Those Board of Directors are also responsible for overseeing the Company's financial reporting process.

Auditor's Responsibilities for the Audit of the Financial Results

Our objectives are to obtain reasonable assurance about whether the financial results as a whole are free from material misstatement, whether due to fraud or error, and to issue an auditor's report that includes our opinion. Reasonable assurance is a high level of assurance, but is not a guarantee that an audit conducted in accordance with Standard on Auditing will always detect a material misstatement when it exists. Misstatements can arise from fraud or error and are considered material if, individually or in the aggregate, they could reasonably be expected to influence the economic decisions of users taken on the basis of these financial results.

As part of an audit in accordance with Standard on Auditing, we exercise professional judgment and maintain professional skepticism throughout the audit. We also:

- a. Identify and assess the risks of material misstatement of the financial results, whether due to fraud or error, design and perform audit procedures responsive to those risks, and obtain audit evidence that is sufficient and appropriate to provide a basis for our opinion. The risk of not detecting a material misstatement resulting from fraud is higher than for one resulting from error, as fraud may involve collusion, forgery, intentional omissions, misrepresentations, or the override of internal control.
- b. Obtain an understanding of internal controls relevant to the audit in order to design audit procedures that are appropriate in the circumstances. Under section 143(3)(i) of the Act, we are also responsible for expressing our opinion on whether the Company has adequate internal financial controls in place and the operating effectiveness of such controls.
- c. Evaluate the appropriateness of accounting policies used and the reasonableness of accounting estimates and related disclosures made by the Board of Directors.
- d. Conclude on the appropriateness of Board of Directors use of the going concern basis of accounting and, based on the audit evidence obtained, whether a material uncertainty exists related to events or conditions that may cast significant doubt on the Company's ability to continue as a going concern. If we conclude that a material uncertainty exists, we are required to draw attention in our auditor's report to the related disclosures in the financial results or, if such disclosures are inadequate, to modify our opinion. Our conclusions are based on the audit evidence obtained up to the date of our auditor's report. However, future events or conditions may cause the Company to cease to continue as a going concern.



- e. Evaluate the overall presentation, structure and content of the financial results, including the disclosures, and whether the financial results represent the underlying transactions and events in a manner that achieves fair presentation.

We communicate with those charged with governance regarding, among other matters, the planned scope and timing of the audit and significant audit findings, including any significant deficiencies in internal control that we identify during our audit.

We also provide those charged with governance with a statement that we have complied with relevant ethical requirements regarding independence, and to communicate with them all relationships and other matters that may reasonably be thought to bear on our independence, and where applicable, related safeguards.

Other Matter

These financial results include result for the quarter ending March 31,2022 and corresponding quarter ending of previous year being the balancing figure between audited figures in respect of the full financial year and the published un audited year to date figures up to the third quarter of the respective financial year, which were subjected to a limited review as required under the listing regulations.

Our opinion is not modified in respect of this matter.

For Ashok Khasgiwala & Co. LLP
Chartered Accountants
(Firm Reg. No. 000743C/C400037)

CA Avinash Baxi
(Partner)
M.No. 079722



Place: Indore

Date: 30.05.2022

UDIN: 22079722AJXXNW8852