

10th October 2025

BSE Limited

P J Towers,
Dalal Street,
Mumbai – 400001.

Scrip Code: 539254

National Stock Exchange of India Limited

Exchange Plaza,
Bandra-Kurla Complex,
Bandra (E), Mumbai – 400051.

Scrip Code: ADANIENSOL

Dear Sir,

Sub: Provisional Operational Updates – Q2 & FY 26.

We are enclosing herewith the Provisional Operational Updates of the Company for Q2 & FY 26.

You are requested to take the same on your records.

Yours faithfully,
For **Adani Energy Solutions Limited**

Jaladhi Shukla
Company Secretary

Encl – as above.

adani

Growth
With
Goodness

Adani Energy Solutions Limited

Q2FY26 Provisional Operational Update | October 2025



Contents

1 Adani Portfolio

2 Q2FY26 Executive Summary

3 Q2FY26 Operational Highlights

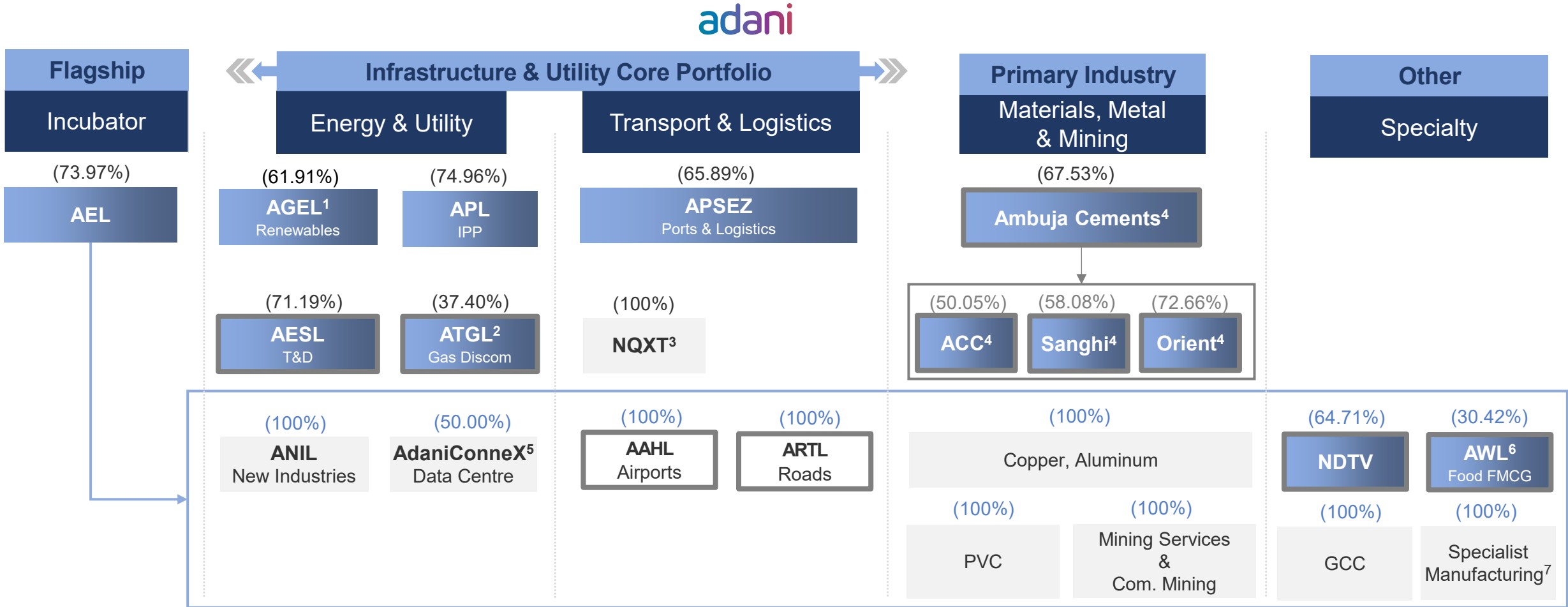
4 Annexure:

- Line Availability – ATSOL and USPP Obligor groups
 - Operational and Under-construction Asset Portfolio
-

1

Adani Portfolio

Adani Portfolio: A World Class Infrastructure & Utility Portfolio



(%): Adani Family equity stake in Adani Portfolio companies (%) AEL equity stake in its subsidiaries (%) Ambuja equity stake in its subsidiaries **Listed cos** **Direct Consumer**

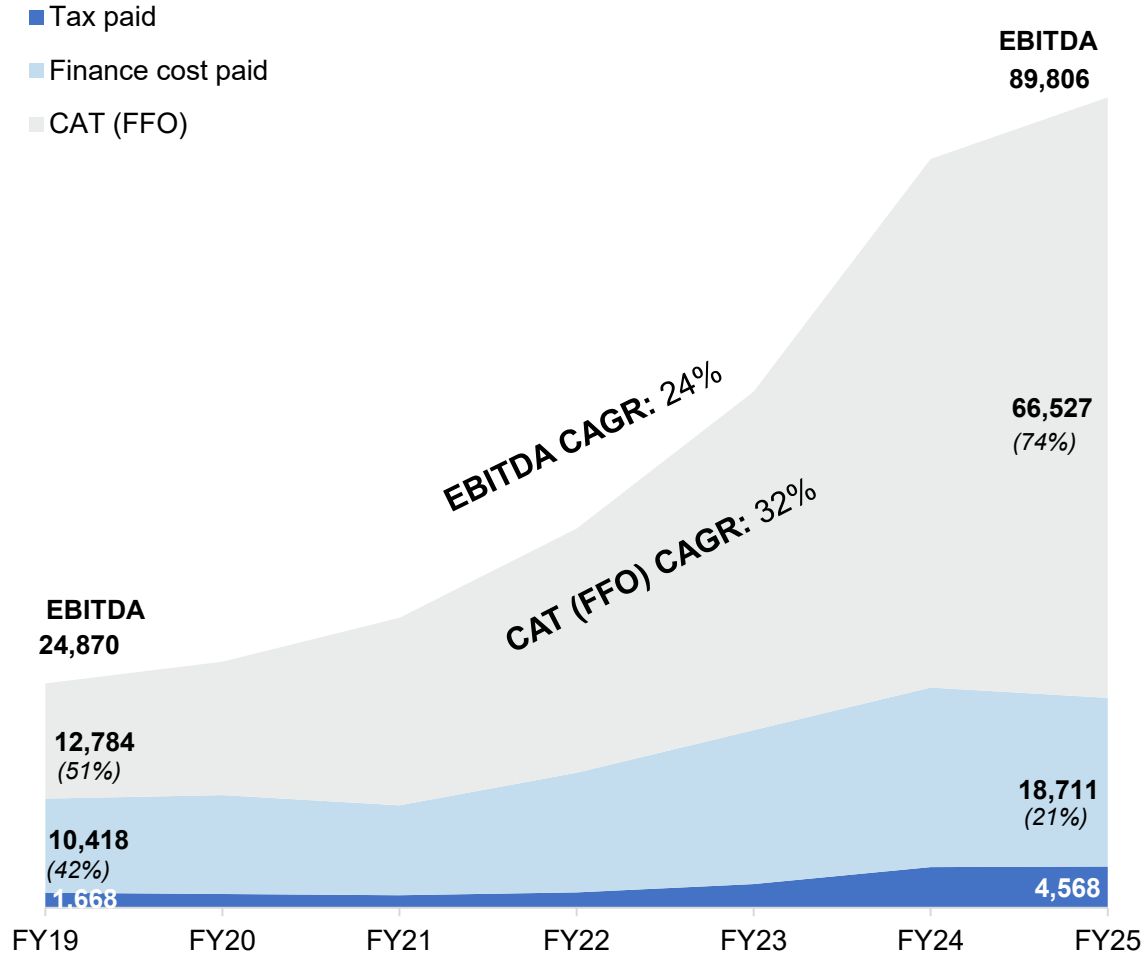
A multi-decade story of high growth centered around infrastructure & utility core

1. All 2,24,58,864 share warrants outstanding as of 30th June 2025 were converted during July 2025. Following the conversion, promoter shareholding in AGEL increased to 62.43% as of 18th July 2025 | 2. ATGL: Adani Total Gas Ltd, JV with Total Energies | 3. NQXT: North Queensland Export Terminal. On 17th Apr'25, Board of Directors have approved the acquisition of NQXT by APSEZ, transaction will be concluded post pending regulatory approval. | 4. Cement includes 67.53% (67.57% on Voting Rights basis) stake in Ambuja Cements Ltd. as on 30th Jun'25 which in turn owns 50.05% in ACC Limited. Adani directly owns 6.64% stake in ACC Limited. | 5. Data center, JV with EdgeConnex | 6. AWL Agri Business Ltd. : AEL to exit Wilmar JV, diluted 13.50% through Offer For Sale (Jan'25), 10.42% stake has been diluted through Block Deal during Jul'25, agreement signed for residual 20% stake dilution. | 7. Includes the manufacturing of Defense and Aerospace Equipment | AEL: Adani Enterprises Limited | APSEZ: Adani Ports and Special Economic Zone Limited | AESL: Adani Energy Solutions Limited | T&D: Transmission & Distribution | APL: Adani Power Limited | AGEL: Adani Green Energy Limited | AAHL: Adani Airport Holdings Limited | ARTL: Adani Roads Transport Limited | ANIL: Adani New Industries Limited | IPP: Independent Power Producer | NDTV: New Delhi Television Ltd | PVC: Polyvinyl Chloride | GCC: Global Capability Centre | Promoter's holdings are as on 30th June, 2025.

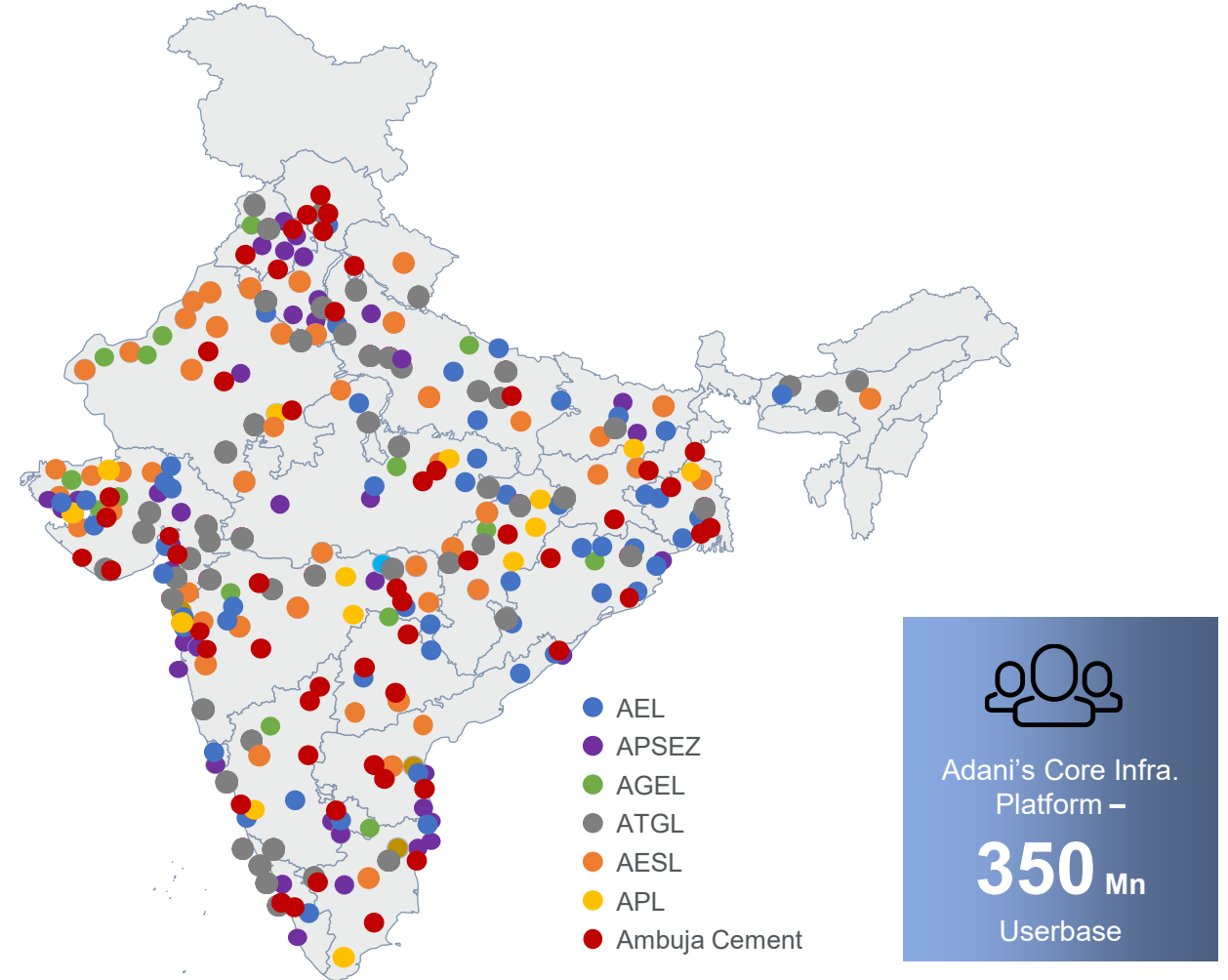
Adani Portfolio: Best-in class growth with national footprint

All figures in Rs Cr

Predictable, high and rising free cash flow



National footprint with deep coverage



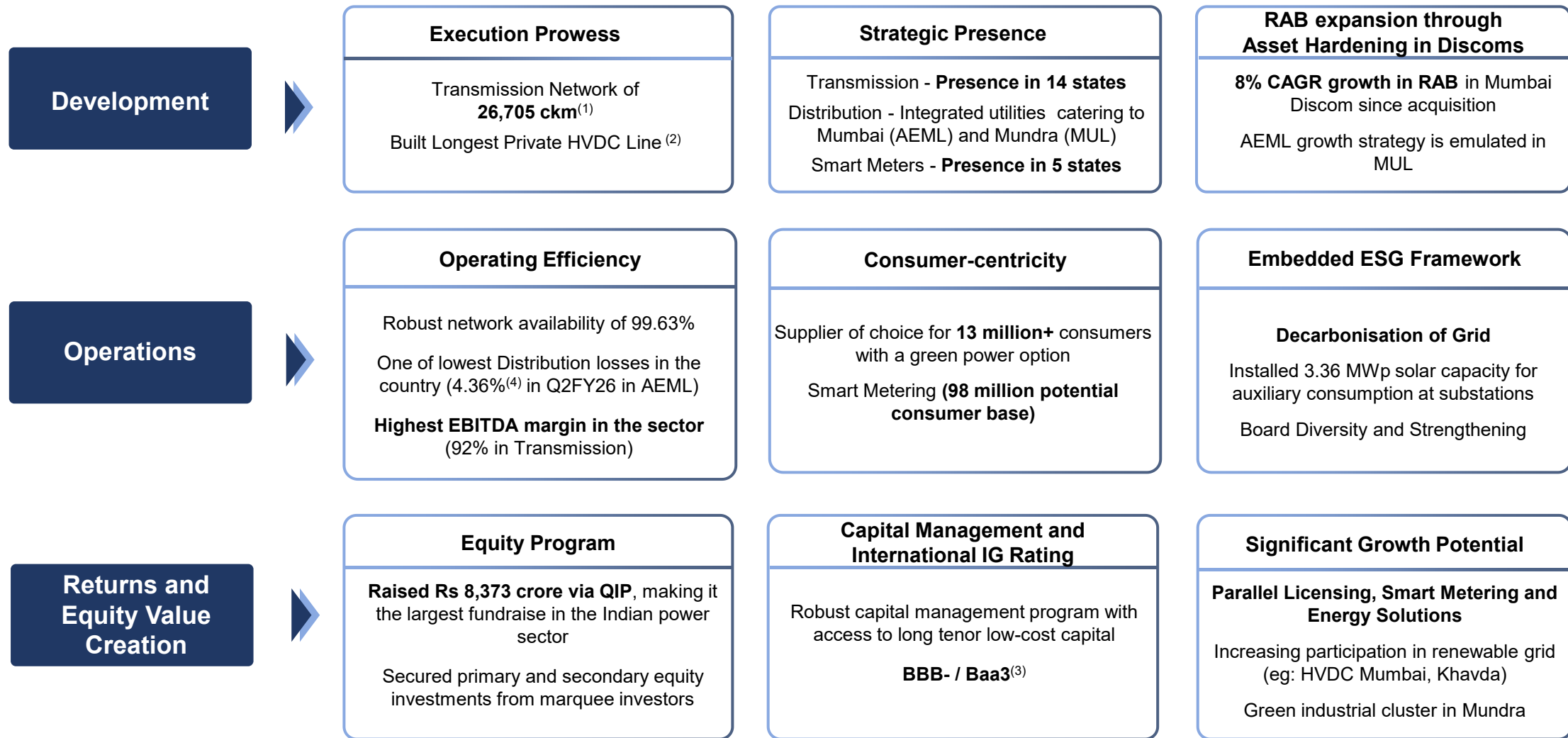
EBITDA: Earning before Interest Tax Depreciation & Amortization | EBITDA: PAT + Share of profit from JV + Tax + Deferred Tax + Depreciation + Finance Cost + Forex Loss / (Gain) + Exceptional Items | FFO: Fund Flow from Operations | FFO : EBITDA – Actual Finance cost paid (excl. Capitalized Interest, incl. Int. on Lease Liabilities)– Tax Paid | AEL: Adani Enterprises Limited | APSEZ: Adani Ports and Special Economic Zone Limited | AGEL: Adani Green Energy Limited | ATGL: Adani Total Gas Limited | AESL: Adani Energy Solutions Limited | APL: Adani Power Limited

Adani Portfolio: Repeatable, robust & proven transformative model of investment



Note: 1. ITD Cementation India Ltd.: Completed acquisition of 67.47% shares (20.83% from public through open offer and 46.64% from erstwhile promoters). PSP Projects Ltd.: AAIL has acquired 11.32% shares from public through open offer. In process of complying with conditions for acquisition of shares from existing promoters. Once the transaction is completed, AAIL and existing promoters shall hold equal shareholding. | 2. Adani Environmental Resource Management Services Ltd. (additional company is being proposed) | O&M: Operations & Maintenance | HVDC: High voltage direct current | PSU: Public Sector Undertaking (Public Banks in India) | GMTN: Global Medium-Term Notes | SLB: Sustainability Linked Bonds | AEML: Adani Electricity Mumbai Ltd. | AIMSL : Adani Infra Mgt Services Pvt Ltd | IG: Investment Grade | LC: Letter of Credit | DII: Domestic Institutional Investors | COP26: 2021 United Nations Climate Change Conference | AGEL: Adani Green Energy Ltd. | NBFC: Non-Banking Financial Company | AAIL: Adani Infra (India) Ltd. | AOCC : Airport Operations Control Center

AESL: A platform well-positioned to leverage growth opportunities in energy domain



Note: 1) Transmission network is as of 30th September 2025 and includes operational, under-construction assets.; 2) HVDC : High voltage direct current – Longest at the time of commissioning; 3) Fitch: BBB- / Moody's: Baa3; 4) Distribution loss is based on the provisional numbers and it is subject to change; MUL: MPSEZ Utilities Limited; AEML: Adani Electricity Mumbai Limited; EBITDA: Earning before interest tax, depreciation & amortization; RAB: Regulatory Asset Base; RE: Renewable Energy; MWp: Megawatt Peak, QIP: Qualified institutional placements; Ckm: Circuit Kilometer; CAGR: Compounded Annual Growth Rate; Discoms: Distribution Companies

2

Q2FY26 – Executive Summary

AESL: Executive Summary – Performance in Q2FY26

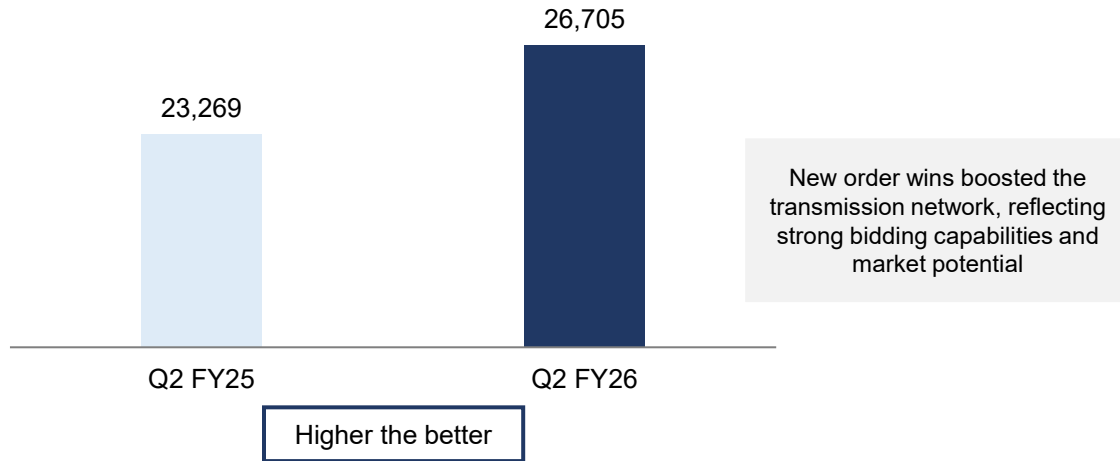
<p>Transmission Business</p>	<ul style="list-style-type: none"> Added 190 ckm during Q2FY26, with total transmission network at 26,705 ckm System availability remains robust at 99.63% with a minor YoY decline due to unscheduled outage in WKTL line During Q2FY26, secured four additional projects under the line and substation augmentation category, awarded on a cost-plus basis. These projects contribute an incremental 4,000 MVA in capacity and Rs 700 Cr of project value to the overall pipeline. As a result, the aggregate order book over 13 projects now stands at Rs 60,004 Cr 	<p>Business Updates:</p> <ul style="list-style-type: none"> The Mumbai utility has repurchased US\$ 44.66 million worth of bonds outstanding from US\$ 300 million ADANEM 3.867% bond due 2031. This is in line with deleveraging plan at AEML Sustainalytics ESG score improved to 19.9 with “Low Risk” ratings in Sept’25 from 25.1 “Medium Risk” in Jul’25, surpassing the global electric utility industry average of 36.0 Re-certified as Zero Waste to Landfill by Intertek for 100% of its operational sites in transmission. This makes AESL the only company with a 100% waste diversion rate within the Indian transmission space CSRHUB score improved to 93% in Sept’25, well above the electric & gas utilities industry average score of 51% Won Gold Award at the 34th Chapter of Quality Concept Convention 2025 for introducing innovative solutions for theft prevention and bird safety Adani Group’s Energy Network Operation Center (ENOC) responsible for remote monitoring and control of energy assets won the Platinum award under “Best LCA in Productivity Improvement” at the 9th CII National Low-Cost Automation Circle 2025
<p>Distribution Business (AEML and MUL)</p>	<p>AEML - Mumbai:</p> <ul style="list-style-type: none"> Distribution loss improved to 4.36%* in Q2 Supply reliability (ASAI) stands at 99.999% levels System reliability remained robust with improved SAIDI, SAIFI and CAIDI parameters Total units sold in the Mumbai circle increased by 2% to 2,650 million units (MUs) driven by a slight increase in commercial and industrial demand Collection efficiency remains robust at 100.59% <p>MUL - Mundra:</p> <ul style="list-style-type: none"> MUL’s units sold grew 55% YoY to 364 million units (MUs) vs 234 million units (MUs) last year, driven by strong industrial demand 	
<p>Smart Metering Business</p>	<ul style="list-style-type: none"> Secured a new smart metering contract with 18.36 lakh meters and a revenue potential of Rs 2,323 Cr from AEML, thereby taking the total order book to 2.46 Cr meters and overall revenue potential of Rs 29,519 Cr In Q2FY26, the company installed 18.2 lakh new meters, reaching a total mark of 73.7 lakh smart meters. The company remains on track to install 1 crore cumulative meters this year The untapped country-level market opportunity stands at 104 million smart meters 	

3

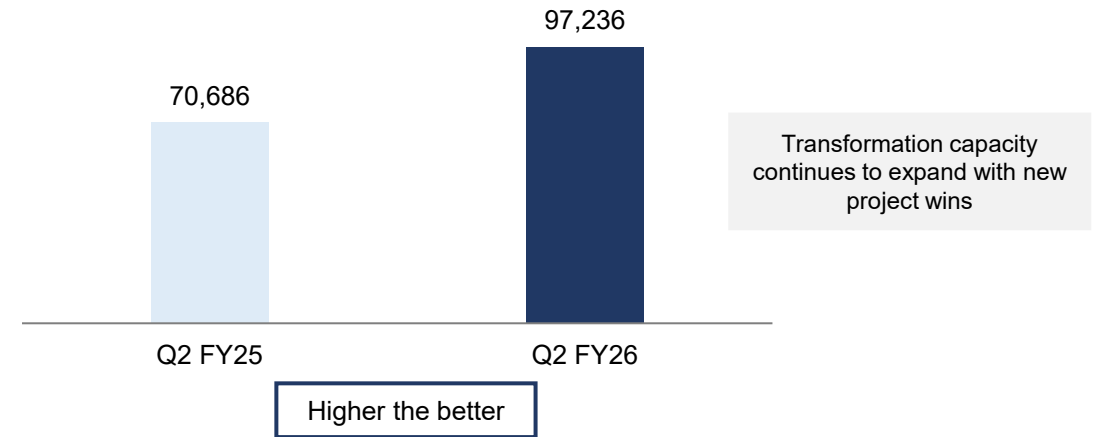
Q2FY26 Operational Performance (YoY)

AESL: Transmission Utility – Key Operating Metrics Q2FY26 (YoY)

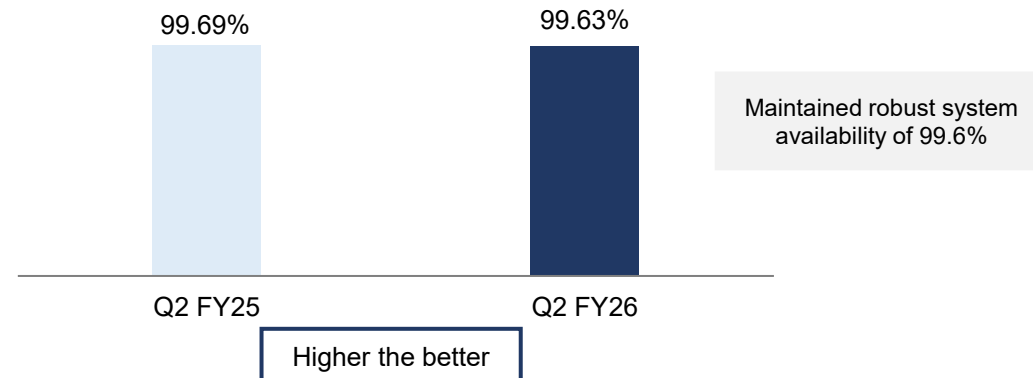
Transmission Network Length⁽²⁾⁽³⁾ (ckm)



Power Transformation Capacity⁽²⁾ (MVA)



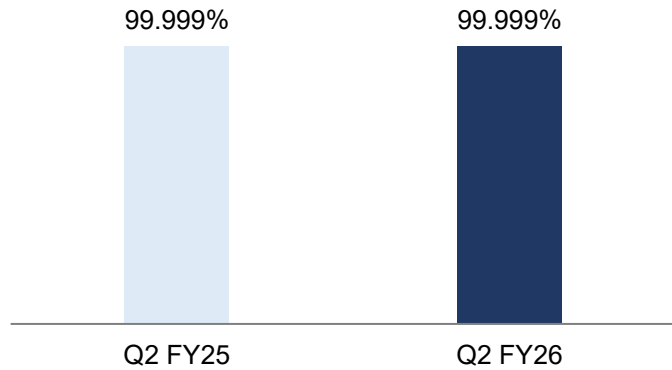
Average System Availability⁽¹⁾ (%)



Notes: 1) Availability figures are provisional in nature and are subject to change. Average System availability is calculated basis revenue-weighted line availability. 2) Includes Operational and Under-construction projects; 3) Out of total 26,705 ckm - 19,642 ckm is operational and 7,063 ckm is under construction; Ckm: Circuit Kilometer; MVA: Mega Volt-Amperes

AEML: Distribution Utility – Key Operating Metrics Q2FY26 (YoY)

Supply Reliability (ASAI) (%)

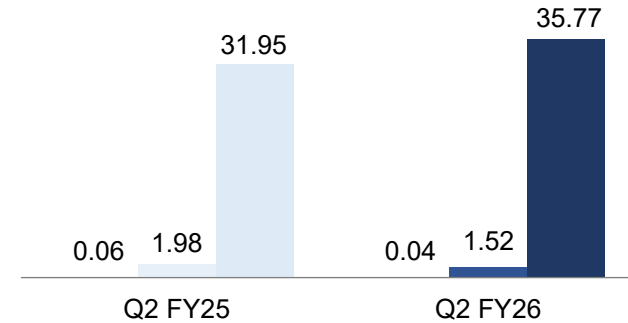


Maintained supply reliability at 99.99%

Higher the better

SAIDI (mins), SAIFI (nos.) and CAIDI (mins)⁽¹⁾

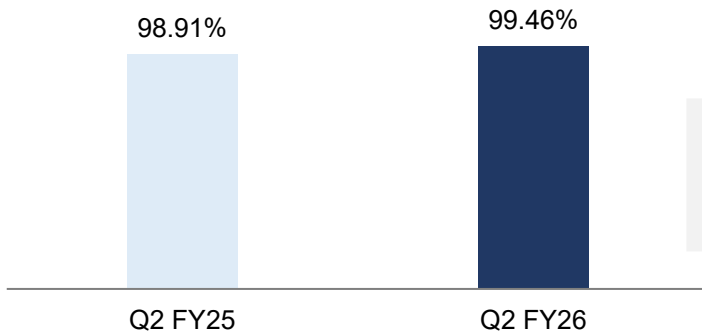
SAIFI SAIDI CAIDI SAIFI SAIDI CAIDI



Improved system reliability with strong SAIDI, SAIFI, and CAIDI parameters

Lower the better

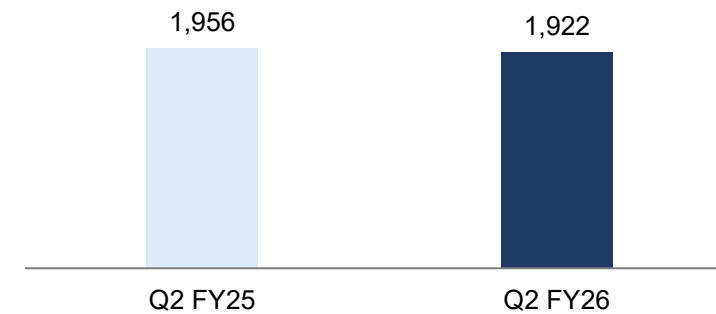
Transmission Availability (%)



Transmission system availability remains above 99.0%

Higher the better

Peak Demand (MW)

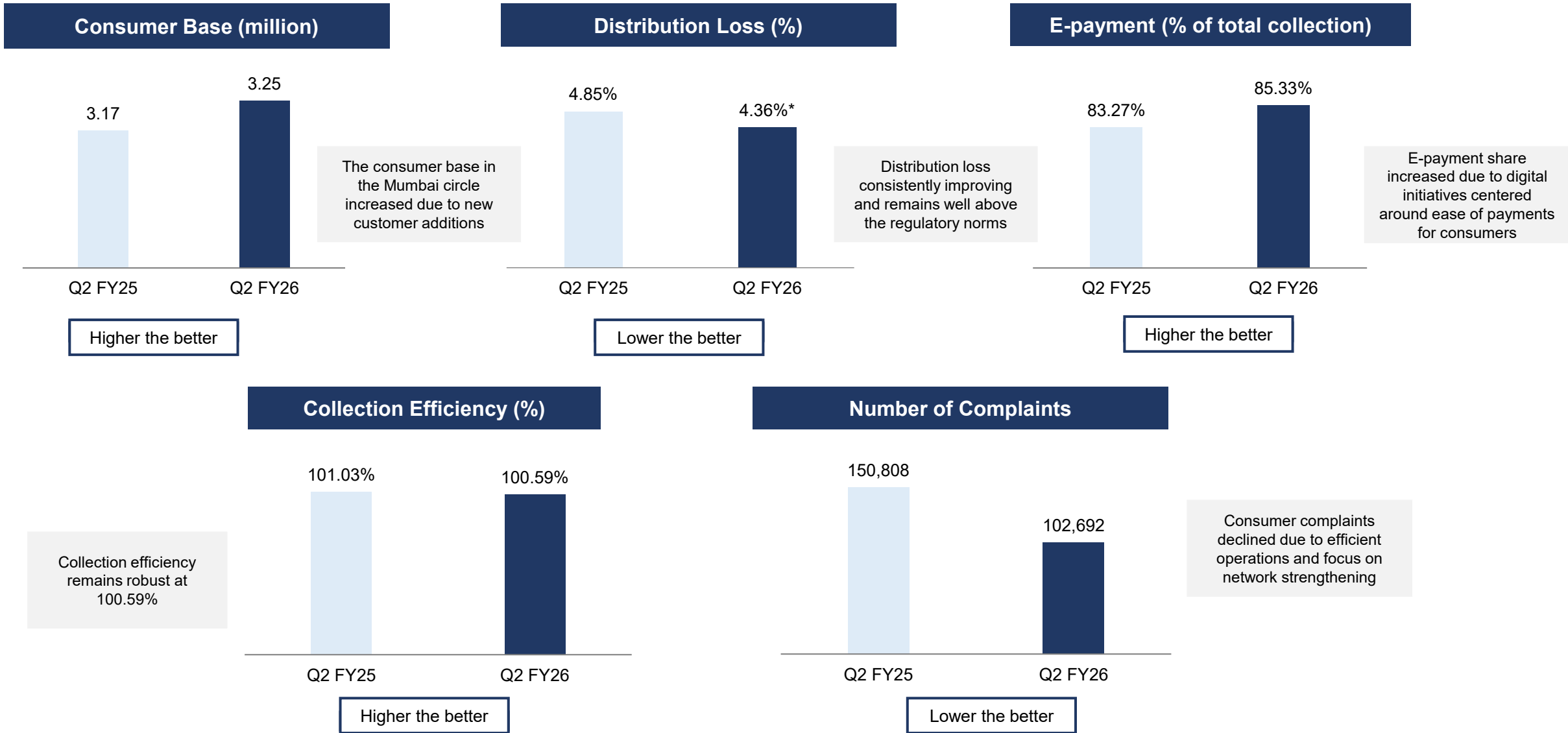


The regional monsoon led to a slight decline in the peak demand

Higher the better

Notes: 1) SAIDI: System Average Interruption Duration Index indicates average outage duration for each customer served; SAIFI: System Average Interruption Frequency Index indicates average number of interruptions; CAIDI: Customer Average Interruption Duration Index indicates average time required to restore service during a predefined period; ASAI: Average Service Availability Index; MW: Megawatt; Operational numbers of AEML includes Adani Electricity Mumbai Ltd (AEML) and AEML SEEPZ Ltd (ASL)

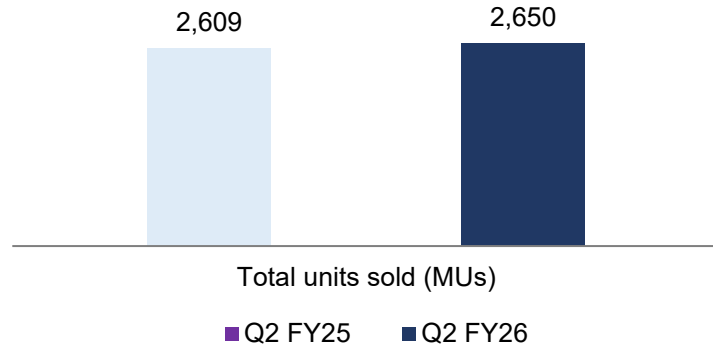
AEML: Distribution Utility – Key Operating Metrics Q2FY26 (YoY)



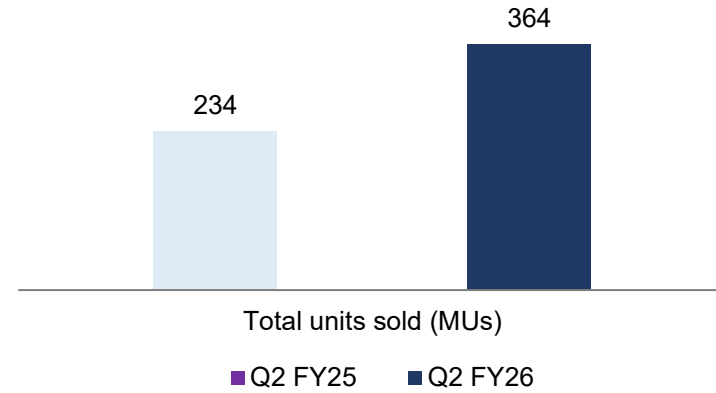
Notes: *Distribution loss is based on the provisional numbers and it is subject to change; Operational numbers of AEML includes Adani Electricity Mumbai Ltd (AEML) and AEML SEEPZ Ltd (ASL)

AEML and MUL: Volume and Consumer Mix Q2FY26 (YoY)

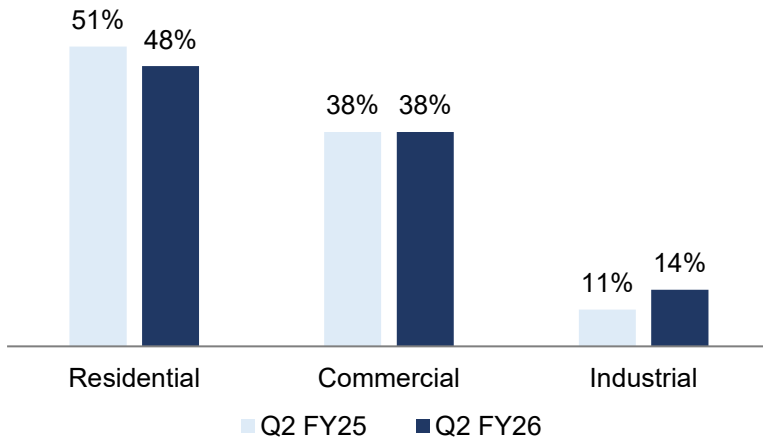
AEML – Total Units Sold (MUs)



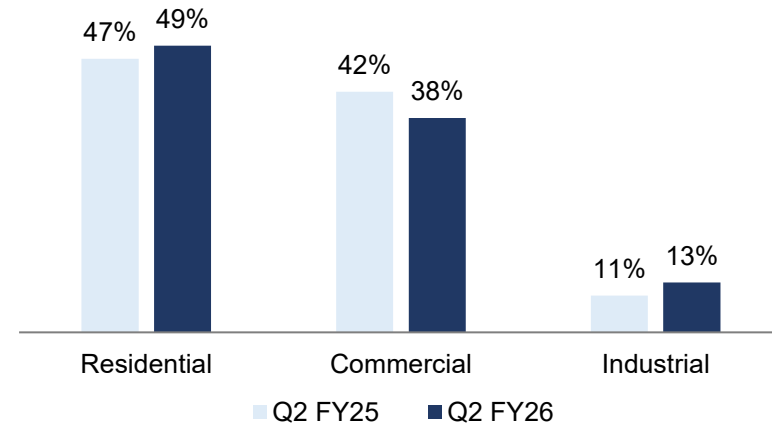
MUL – Total Units Sold (MUs)



AEML - Consumer-wise volume mix %



AEML - Consumer-wise revenue mix %



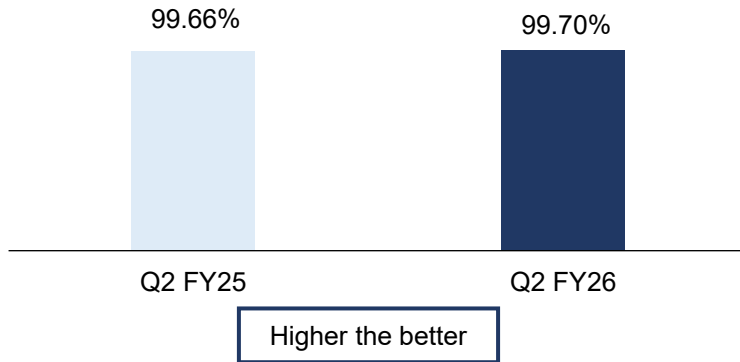
4

Annexure

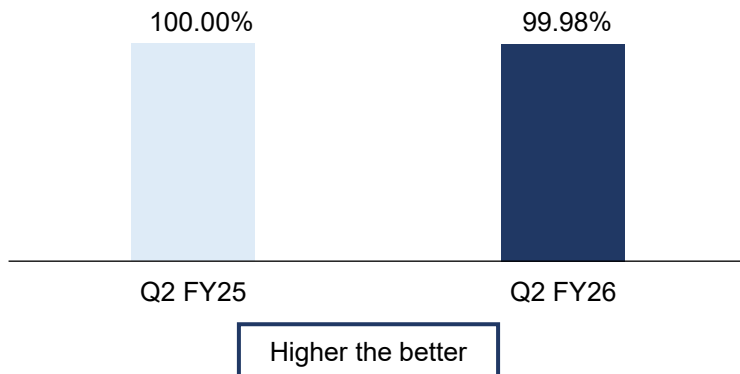
AEML: Q2FY26 (YoY) – Line availability across asset groups

Average Availability Across Operational Assets %⁽¹⁾

Line Availability - ATSOL Obligor Assets

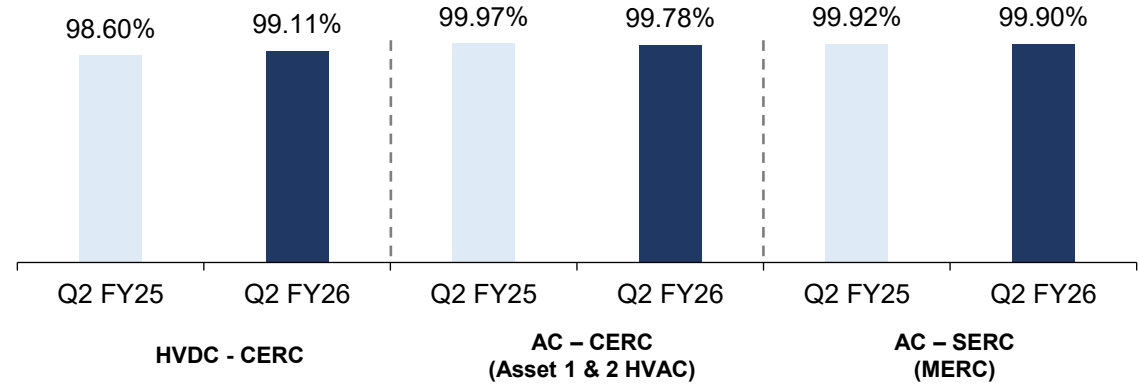


Line Availability - USPP Assets

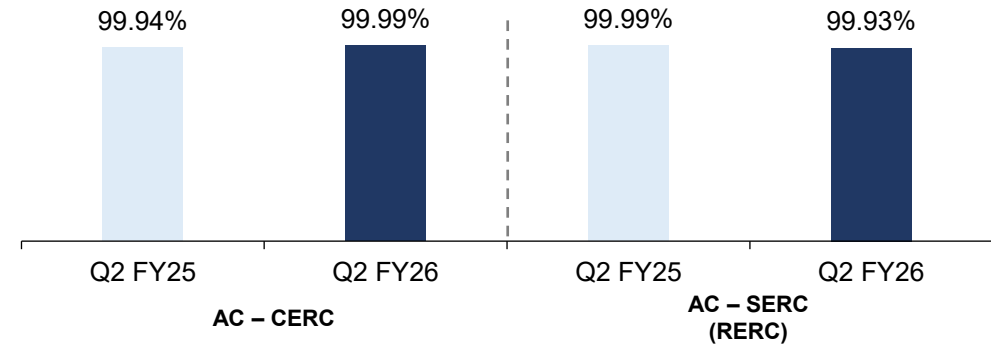


Focus on Maximizing Average Availability %

Average Availability – ATSOL Obligor Assets



Average Availability – USPP Assets



AESL: Operational Asset Portfolio as of September 2025

Sr No.	Projects Name	Transmission Line (Asset Details)	Transmission Line Length (ckm)	Transformation Capacity (MVA)	Contract Type	Asset Base ⁽¹⁾ (Rs Cr)
1	Adani Transmission India Limited (ATIL)	Mundra – Dehgam, Mundra – Mohindergarh and Tiroda – Warora	3,834	6,630	ROA	4,817
2	Maharashtra Eastern Grid Power Transmission Company Limited (MEGPTCL)	Tiroda – Aurangabad	1,217	6,000	ROA	5,777
3	Adani Electricity Mumbai Limited (AEML) ⁽²⁾	Mumbai Distribution Business	593	3,500	ROA	18,004
4	MPSEZ Utility Limited (MUL)	Mundra SEZ Distribution Business	253	710	ROA	197
5	Aravali Transmission Service Co Ltd (ATSCL) / Maru Transmission Service Co Ltd (MTSCL)	Maru and Aravali Lines	397	1,360	TBCB	379
6	Western Transmission (Gujarat) Limited (WTGL) / Western Transco Power Limited (WTPL)	Western Trans (Gujarat) / Western Trans (Maharashtra)	3,063	-	TBCB	1,689
7	Adani Transmission Bikaner Sikar Private Limited (ATBSPL)	Bikaner – Sikar	343	-	TBCB	214
8	Alipurduar Transmission Limited (APTL)	Alipurduar Transmission	650	-	TBCB	1,141
9	Adani Transmission (Rajasthan) Limited (ATRL)	Suratgarh – Sikar	278	-	TBCB	137
10	Raipur Rajnandgaon – Warora Transmission Limited (RRWTL)	Raipur – Rajnandgaon – Warora	611	-	TBCB	1,250
11	Chhattisgarh – WR Transmission Limited (CWRTL)	Chhattisgarh – WR	434	630	TBCB	947
12	Sipat Transmission Limited (STL)	Sipat – Rajnandgaon	348	-	TBCB	533
13	Hadoti Trans Ltd (HPTSL) / Barmer Trans Ltd (BPTSL) / Thar Trans Ltd (TPTSL) - PPP 8/9/10	Hadoti, Barmer and Thar Lines	413	585	TBCB	433
14	Fatehgarh Bhadla Transmission Limited (FBTL)	Fategarh – Bhadla	292	-	TBCB	578
15	Bikaner Khetri Transmission Limited (BKTL)	Bikaner – Sikar	481	-	TBCB	865
16	Ghatampur Transmission Limited (GTL)	Ghatampur	897	-	TBCB	1,551
17	Obra-C Badaun Transmission Limited (OBTL)	Obra	630	950	TBCB	695
18	Lakadia Banaskantha Transco Limited (LBTL)	Lakadia – Banaskantha	351	-	TBCB	858
19	WRSS XXI(A) Transco Limited (WRSS_XXIA)	Lakadia – Bhuj	295	3,000	TBCB	1,105
20	Jam Khambaliya Transco Limited (JKTL)	Jam Khambaliya	37	2,500	TBCB	317
21	Warora Kurnool Transmission Limited (WKTL)	Warora – Kurnool	1,756	3,000	TBCB	3,973
22	Karur Transmission Line (KTL)	Karur	9	1,000	TBCB	174
23	Kharghar Vikroli Transmission Limited (KVTL)	Kharghar – Vikhroli	74	1,500	TBCB	1,244
24	Khavda-Bhuj Transmission Limited (KBTL)	Khavda – Bhuj	217	4,500	TBCB	1,261
25	Adani Energy Solutions Mahan Limited (AESML)	Mahan – Sipat	673	-	TBCB	2,012
26	MP Power Transmission Package-II Limited (MP II)	MP Package – II	1,088	2,736	TBCB	1,283
27	Khavda II-A Transmission	Khavda-II-A	355	-	TBCB	1,270
29	KPS 1 Transmission Limited (KPS - 1)	Khavda Pooling Station 1	43	6,000	TBCB	865
30	Sangod Transmission Service Limited (STSL)	Sangod	11	1,160	TBCB	160
Total Operational Assets			19,642	45,761		53,729

AESL: Transmission Under-construction Asset Portfolio as of September 2025

Sr No.	Projects Name	Transmission Line (Asset Details)	Transmission Line Length (ckm)	Transformation Capacity (MVA)	Contract Type	Project Cost ⁽¹⁾ (Rs Cr)	COD ⁽²⁾
1	North Karanpura Transco Limited (NKTL)	North Karanpura	304	1,000	TBCB	965	Oct-25
2	Adani Electricity Mumbai Infra Limited (AEMIL – HVDC) [#]	HVDC Mumbai	80	1,000	ROA	7,000	Dec-25
3	WRSR Transmission Limited (WRSR)	WRSR (Narendra – Pune Line)	635	6,000	TBCB	2,110	Dec-25
4	Halvad Transmission Limited (HTL)	Khavda Phase-III Part-A (Halvad)	594	-	TBCB	2,720	Dec-25
5	Khavda IV – A Power Transmission Limited	Khavda Phase IV – A	597	4,500	TBCB	4,102	Aug-26
6	Navinal Transmission Limited (NTL)	NES – Navinal (Mundra)	260	6,000	TBCB	2,495	Jul-26
7	Jamnagar Transmission Limited (JTL)	NES – Jamnagar	658	3,000	TBCB	3,938	Oct-26
8	Pune-III Transmission Limited	Khavda Phase IV Part D	644	4,500	TBCB	3,455	Nov-26
9	Rajasthan Part I Power Transmission Limited	HVDC Rajasthan Phase-II	2,400	7,500	TBCB	25,000	Dec'28 - Jun'29
10	Line and Substation Augmentation (15 projects)	Line and Substation Augmentation (15 projects)	-	9,175	ROA	1,556	Jan'25 - Sept'27
11	Mundra I Transmission Limited	Navinal (Mundra) Phase 1 Part B1	150	3,000	TBCB	2,800	Mar-28
12	Mahan Transmission Limited (MTL)	Mahan	740	2,800	TBCB	2,200	Apr-27
13	WRNES Talegaon Power Transmission Limited	WRNES Talegaon	-	3,000	TBCB	1,663	Jan-28
Total Under-construction Assets			7,063	51,475		60,004	

Notes: 1) Project cost for under-construction assets is as per the NCT cost / internal estimates; 2) Provisional Commercial Operation Date (COD); ROA: Regulated Asset Base (Cost Plus Assets); TBCB; Tariff Based Competitive Bidding (Fixed Tariff Assets); Ckm: Circuit Kilometer; MVA: Mega Volt-Amperes; Cr: Crores; #AEMIL - Adani Electricity Mumbai Infra Limited 100% shares are currently being held by AEMIL. Due to CERC restrictions 51% shares are pledged in favor of AESL; NES: Network Expansion Scheme

AESL: Smart Metering Under-construction Portfolio as of September 2025

Sr No.	Projects Name	Coverage Area	Smart Meters Qty (Mn)	Revenue Potential (Rs Cr)	Contract Period (months)	Contract Type	Month of Award
1	Brihanmumbai Electric Supply & Transport Undertaking (BEST)	Mumbai (BEST Circle)	1.1	1,304	120	DBFOOT	Sept & Oct'22 (Amendment)
2	Assam Power Distribution Company Limited (APDCL)	Tejpur, Mangaldoi, North Lakhimpur	0.8	845	120	DBFOOT	Feb'23
3	Andhra Pradesh Eastern Power Distribution Company Limited (APEPDCL)	Srikakulam, Vizianagaram, Visakhapatnam, East Godavari and West Godavari	1.1	1,289	120	DBFOOT	Jun & Dec'23
4	Andhra Pradesh Central Power Distribution Company Limited (APCPDCL)	Krishna, Guntur, and Prakasam	1.7	2,084	120	DBFOOT	Jun & Nov'23
5	Andhra Pradesh Southern Power Distribution Company Limited (APSPDCL)	Nellore, Chittoor, Kadapa, Anantapuram, Kurnoolam & Kurnool	1.3	1,795	120	DBFOOT	Jun & Sept'23
6	Maharashtra State Electricity Distribution Co. Limited (MSEDCL, NSC-05)	Bhandup Zone, Kalyan Zone and Konkan Zone (inc additional qty)	8.1	9,667	120	DBFOOT	Aug'23 & Mar'24
7	Maharashtra State Electricity Distribution Co. Limited (MSEDCL, NSC-06)	Baramati Zone and Pune Zone	5.2	6,294	120	DBFOOT	Aug'23
8	North Bihar Power Distribution Company Limited (NBPDC)	Siwan, Suran, Gopalganj, Vaishali, and Samastipur	2.8	3,102	120	DBFOOT	Aug'23
9	Uttarakhand Power Corporation Limited (UPCL)	Kumaon Region	0.7	816	120	DBFOOT	Dec'23
10	Adani Electricity Mumbai Limited (AEML)	Mumbai (AEML Circle)	1.8	2,323	120	DBFOOT	May'25
Total Smart Metering Under-construction Assets			24.6	29,519			

Disclaimer

Certain statements made in this presentation may not be based on historical information or facts and may be “forward-looking statements,” including those relating to general business plans and strategy of Adani Energy Solutions Limited (“AESL”), the future outlook and growth prospects, and future developments of the business and the competitive and regulatory environment, and statements which contain words or phrases such as ‘will’, ‘expected to’, etc., or similar expressions or variations of such expressions. Actual results may differ materially from these forward-looking statements due to a number of factors, including future changes or developments in their business, their competitive environment, their ability to implement their strategies and initiatives and respond to technological changes and political, economic, regulatory and social conditions in India. This presentation does not constitute a prospectus, offering circular or offering memorandum or an offer, or a solicitation of any offer, to purchase or sell, any shares and should not be considered as a recommendation that any investor should subscribe for or purchase any of AESL’s shares. Neither this presentation nor any other documentation or information (or any part thereof) delivered or supplied under or in relation to the shares shall be deemed to constitute an offer of or an invitation by or on behalf of AESL.

AESL, as such, makes no representation or warranty, express or implied, as to, and does not accept any responsibility or liability with respect to, the fairness, accuracy, completeness or correctness of any information or opinions contained herein. The information contained in this presentation, unless otherwise specified is only current as of the date of this presentation. AESL assumes no responsibility to publicly amend, modify or revise any forward-looking statements, on the basis of any subsequent development, information or events, or otherwise. Unless otherwise stated in this document, the information contained herein is based on management information and estimates. The information contained herein is subject to change without notice and past performance is not indicative of future results. AESL may alter, modify or otherwise change in any manner the content of this presentation, without obligation to notify any person of such revision or changes. No person is authorized to give any information or to make any representation not contained in and not consistent with this presentation and, if given or made, such information or representation must not be relied upon as having been authorized by or on behalf of AESL.

This presentation does not constitute an offer or invitation to purchase or subscribe for any securities in any jurisdiction, including the United States. No part of it should form the basis of or be relied upon in connection with any investment decision or any contract or commitment to purchase or subscribe for any securities. None of our securities may be offered or sold in the United States, without registration under the U.S. Securities Act of 1933, as amended, or pursuant to an exemption from registration therefrom.

Investor Relations:

VIJIL JAIN
Head Investor Relations

✉ Vijil.Jain@adani.com

☎ +91 79 2555 7947

✉ Investor.aesl@adani.com

Thank You