

Date: 16.05.2026

To

National Stock Exchange of India Limited  
'Exchange Plaza', Bandra-Kurla Complex  
Bandra (East), Mumbai 400051

**Scrip Symbol:** ACCENTMIC

**ISIN:** INE0Q5D01013

**Sub : Investor presentation for the Half year and Year ended 31st March 2026**

Pursuant to the requirements of Regulation 30 of the Securities Exchange Board of India (Listing obligation and Disclosure Requirements) Regulations, 2015, we enclose herewith Investor presentation on the Financial Results of the Company for the Half year and Year ended 31st March, 202.

We request you to take this information on your record.

Thanking You,  
Yours Truly

**For Accent Microcell Limited**



**Hiral Gajera**  
Company Secretary and Compliance Officer  
(M. No.A48107)

**Unit-2** (Dahaj SEZ) : Plot No. Z/59-60-63-64, Dahaj - SEZ Limited, Part-1, Ta.: Vagra,  
Dist.: Bharuch-392130, Gujarat, India. | p: +91 75758 05960

**Unit-1** (Pirana Plant) : Survey No. 533/P, Paldi Kankaj, Pirana Road, Ta: Dascroi,  
Dist: Ahmedabad-382425, Gujarat, India. | p: +91 2718 288001/288002



# ACCENT MICROCELL LIMITED

---

INVESTOR PRESENTATION 2026



# ACCENT AT A GLANCE



Incorporated in 2012 and listed on NSE SME (2023)



Manufacturer of pharmaceutical excipients with focus on cellulose-based products



Core portfolio includes Microcrystalline Cellulose (MCC), SMCC, CCS & Magnesium Stearate



Operates manufacturing facilities in Gujarat (Dahej SEZ & Pirana, Ahmedabad)



Serves pharmaceutical-led industries including nutraceuticals and food



Certified to global quality and compliance standards (EXCiPACT, GMP, ISO, FSSC 22000, HACCP, US-DMF)

## KEY METRICS



**9,200+ MTPA**  
Installed Capacity



**75+ Countries**  
Global Presence



**2**  
Manufacturing  
Units



**15+**  
Product grades



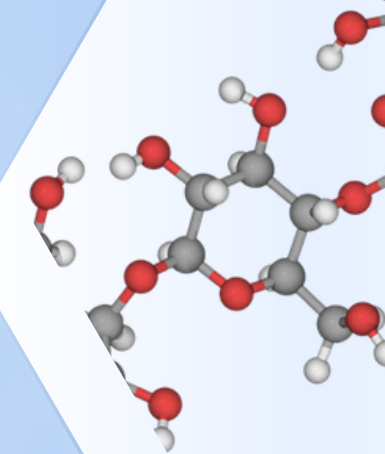
**400+**  
Global Team  
Members



**4 Brands**  
Accel, Acrocell,  
Maccel and Vincel



**25**  
Years  
of Operation  
since 2001



### Our Vision

#### Global Expansion in Healthcare and Life

Looking ahead to a future driven by global expansion, we're still committed to providing the healthcare and life sciences industries with unmatched value. By creative ideas and persistent dedication, we hope to transcend boundaries, promoting health programs and improving lives globally.



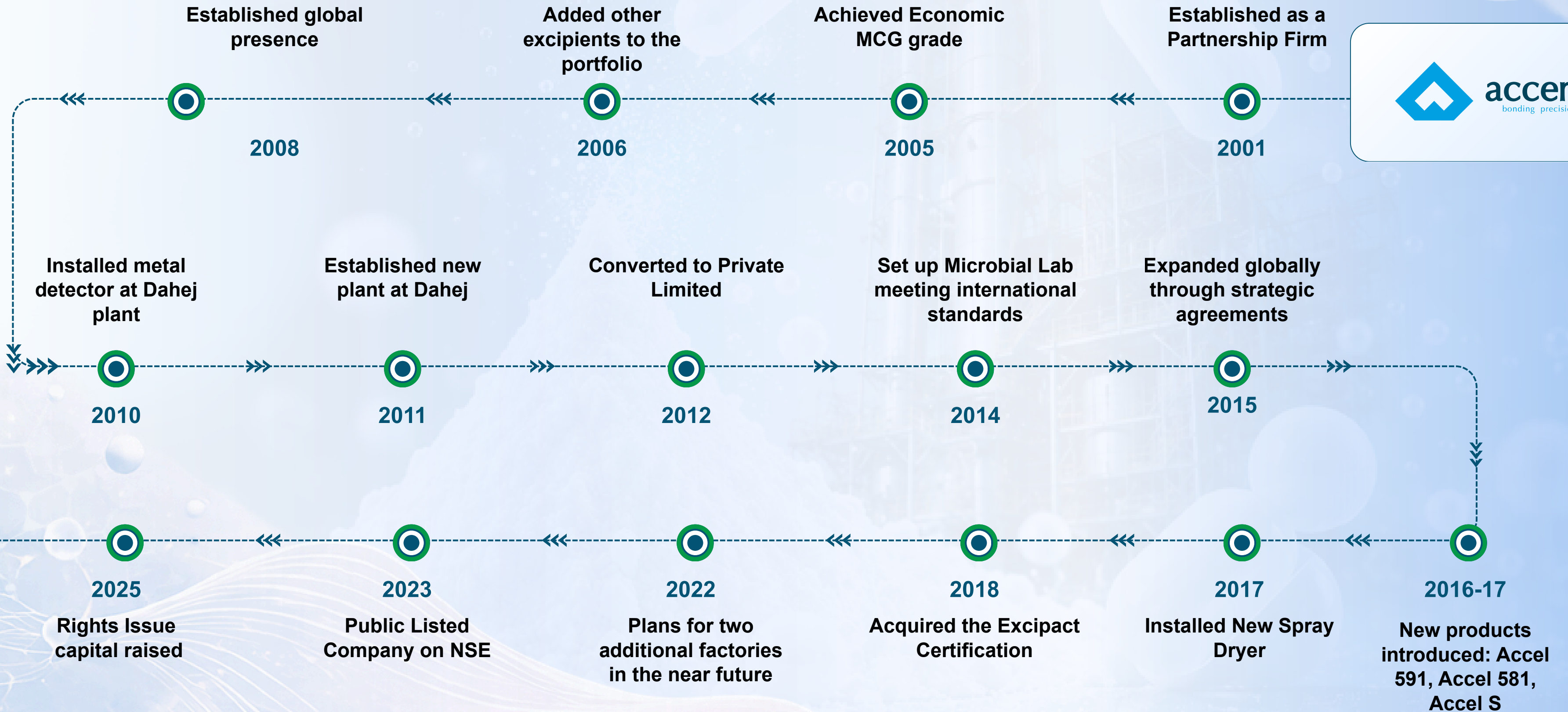
### Our Mission

#### Our foundation for quality with innovative excellence

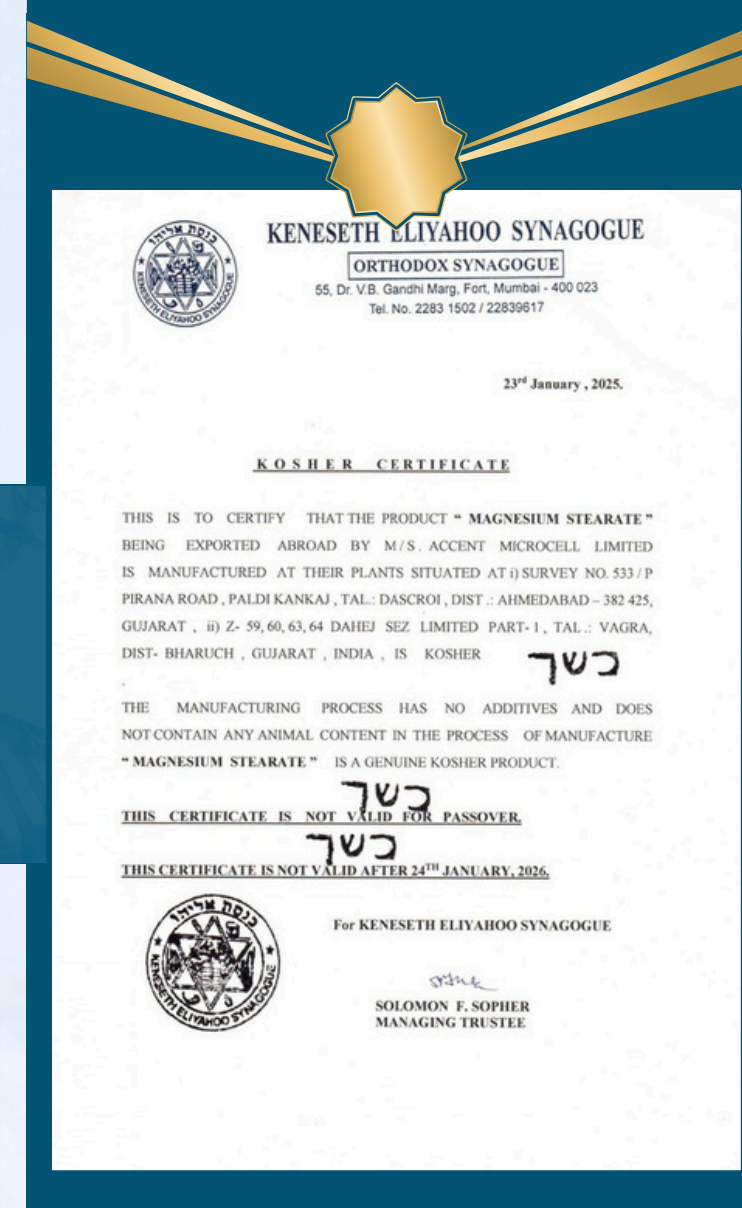
Our mission is to gain the trust and confidence of our clients through crystal clear communication, reasonable and objective guidance, together with a genuine and palpable concern for their long term and comprehensive financial growth.



# OUR JOURNEY






# OUR CERTIFICATES






# PRODUCT PORTFOLIO




## Microcrystalline Cellulose (MCC)

-  Multiple grades (Accel 101, 102, 105, etc.)
-  **Applications:** Binder, diluent, rheology modifier, coating agent, filtration aid, filler
-  Used across pharma, food, cosmetics, paints, plastics, welding, and rubber industries




## Silicified Microcrystalline Cellulose (SMCC)

-  Enhanced flow, binding, and compactibility
-  **Grades:** SMCC 50, 90, HD 90, 90 LM, 50 LD
-  Ideal for direct compression and moisture-sensitive formulations




## MCC Spheres

-  Inert carriers for APIs and nutraceuticals for targeted drug delivery
-  **Grades:** 100, 200, 350, 500, 700, 1000
-  Spherical shape, 100% cellulose, uniform coating, high surface area, suitable for capsule filling and tablet compaction




## Microcrystalline Cellulose with CMC (Co-processed)

-  Rheology modifier and stabilizer used in suspensions and emulsion formulations
-  **Products:** RC 581, RC 591
-  Grades comply with NF and Ph.Eur. standards




## Croscarmellose Sodium (CCS)

-  Super disintegrant — sodium salt of cross-linked Carboxy Methyl Cellulose
-  **Grades:** Regular, LM
-  Beneficial for low-concentration use, capillary/wicking action and Ideal for low-moisture-sensitive drugs

## Magnesium Stearate (Mg. St.)

-  Lubricant — ensures free flow throughout manufacturing
-  Complies with USP/NF, Ph.Eur., BP standards  
**Bulk density:** 0.22–0.35 g/ml
-  Prevents molecular clumping for accurate dosage

## Powdered Cellulose (PC)

-  Multi-function fibre — purified alpha-cellulose from fibrous plant materials
-  **Applications:** bulking agent, binder, disintegrant, anticaking agent, texturizer
-  Used in pharma, food, cosmetics, textile, paper, and boards industries

# INDUSTRIES WE SERVE


**Pharmaceutical and  
Nutraceutical  
Companies**



**Food, Bakery & Dairy**



**Cosmeceuticals &  
Personal Care**



**Welding Electrodes**





# INDUSTRY OVERVIEW

## Pharmaceutical Excipients & MCC Industry

### GLOBAL PHARMACEUTICAL EXCIPIENTS INDUSTRY

CAGR: ~6.1%



USD 11.0 Billion  
(2025)

USD 14.9 Billion  
(2030)



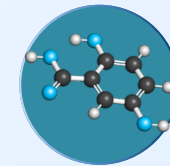
**Oral solid dosage dominates drug delivery**

Tablets & capsules account for the largest share, driving excipient demand



**Pharmaceuticals = largest end-use segment**

Excipients are critical for formulation stability, bioavailability & manufacturability



**Shift toward specialty & multifunctional excipients**

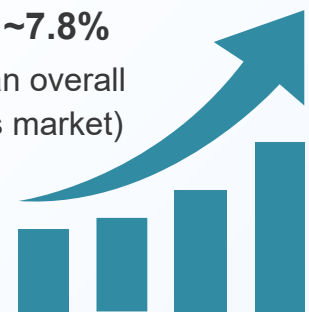
Higher performance requirements in modern formulations

Source - MarketsandMarkets, July 2025

### GLOBAL MICROCRYSTALLINE CELLULOSE (MCC) MARKET


CAGR: ~7.8%

(faster than overall excipients market)



USD 1.25 Billion  
(2025)

USD 2.27 Billion  
(2033)



**Core excipient in tablet manufacturing**

Widely used as binder, diluent & disintegrant



**~34% demand from pharmaceutical applications**



**Asia-Pacific = largest & fastest-growing market**

Driven by India & China formulation manufacturing



**Direct play on tablet production growth**

Every increase in OSD volumes drives MCC demand

Source: Grand View Research, Microcrystalline Cellulose Market Report, 2025; MarketsandMarkets, 2025

# INDUSTRY OVERVIEW

## Pharmaceutical Excipients & MCC Industry

### INDIAN PHARMACEUTICAL & MCC OPPORTUNITY



**India pharma market:**  
~USD 130 Billion by 2030



**Exports: USD 30+ Billion (FY25)**

Strong demand for export-quality excipients



**India as a global manufacturing hub**

Large-scale formulation production for regulated markets



**Import substitution opportunity in excipients**

Premium grades still partly imported

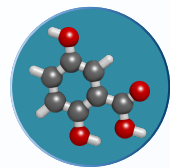


**China+1 sourcing shift**

India gaining share in global supply chains

Source: IBEF, 2025; Bain & Company, 2024

### SPECIALTY EXCIPIENTS OPPORTUNITY



**Industry moving from commodity to specialty excipients**

Higher margins & stronger entry barriers



**Growing demand for:**

- **Croscarmellose Sodium (CCS)** – superdisintegrant for fast-release tablets
- **Sodium Starch Glycolate (SSG)** – rapid disintegration agent
- **Carboxymethyl Cellulose (CMC)** – stabilizer & binder



**Driven by advanced formulations & bioavailability requirements**



**Regulatory approvals & consistency = key differentiators**  
Creates high customer stickiness

Source: Mordor Intelligence, 2025; Persistence Market Research, 2025; Grand View Research, 2025

# MANUFACTURING FACILITY



## Pirana (Ahmedabad) – Unit I

- **Installed Capacity:** 2,000 MTPA
- **Capacity Utilisation:** 100%
- **Area:** 3,900.33 sq. mtrs.
- **Export Incentives:** Access to Duty Drawback & RoDTEP Schemes

## Dahej (SEZ) – Unit II

- **Installed Capacity:** 7200 MTPA
- **Capacity Utilisation:** 95%
- **Area:** 20,060.45 sq. mtrs.
- **Focus:** Export-oriented, eligible under RoDTEP scheme
- State-of-the-art Infrastructure majorly focusing on exports

## Key Highlights Efficiency & Quality Commitment:

- ✓ Latest technology & custom-engineered equipment
- ✓ Glass Line Reactors
- ✓ SS-316 L quality MOC installations
- ✓ Fully equipped in-house QC lab
- ✓ Dedicated QA & QC teams for compliance and transparency

## Product Flexibility & Customer-Centric Approach



- Multiple grade options backed by scalable capacity
- Flexible batch sizes (20kg to 500kg and up to 10MT)
- Competitive pricing and tailored solutions

## Raw Material Excellence



- Use of SAPPI Pulp for superior end-product quality
- Strategic vendor proximity ensures timely inventory

# KEY BUSINESS HIGHLIGHTS



## Expanded & Diversified Product Portfolio

Broadened offerings across multiple categories, catering to varied industry needs with innovative and high-performance materials.

## Operational & Manufacturing Excellence

Achieved high efficiency through process optimization, advanced technologies, and continuous improvement in production capabilities.



## Robust Presence in Domestic & International Markets

Strengthened market footprint in India while expanding reach across key global regions, enhancing brand recognition and customer trust.

## Commitment to Regulatory & Quality Standards

Maintained strict adherence to industry regulations and international quality certifications, reinforcing customer confidence and compliance integrity.



# INVESTMENT HIGHLIGHTS

## Capacity Expansion

- Total installed capacity scaling from 9,200 MTPA → 12,000 MTPA
- A ~30% capacity boost positioning the Company to capture rising domestic and global demand
- Future-ready infrastructure built for long-term growth

## Premium Product Diversification

Unit-III will manufacture three high-value, high-margin excipients:

- Croscarmellose Sodium (CCS)
- Carboxymethylcellulose (CMC)
- Sodium Starch Glycolate (SSG)

These premium-grade products complement our existing MCC portfolio and open the door to **regulated pharmaceutical markets**, including Europe.



## Strong Revenue Potential

- Projected ₹70 crore revenue in Year 1
- Revenue mix: 60% exports | 40% domestic sales
- Margin-accretive product mix strengthening overall profitability

## Strategic Benefits

- Reduces dependency
- Enhances profitability
- Unlocks new capacity
- Establishes export footprint


## Implementation Update

The Company is progressing steadily toward commencement of trial runs and commercial production at Unit-III. As intimated under Regulation 30 of SEBI (LODR) Regulations, 2015, the implementation schedule has been re-aligned from the indicative timelines stated in the DRHP, owing to the following external factors:

- Two consecutive abnormal monsoon seasons impacting on-site execution activities
- Extended liaisoning timelines for obtaining the required regulatory approvals



# ROADMAP TO FUTURE GROWTH



## Expanding Applications Across Diverse Segments

Exploring future potential of excipients to meet evolving needs in:

- Cosmetics & Personal Care
- Beverages
- E-Cigarettes
- Textile & Leather
- Dairy Products



## Focus on Value Added Products

Strategic emphasis on high-margin, differentiated offerings to boost profitability and strengthen market position.



## Targeted Customer Segments for Deeper Market Penetration

- Pharmaceutical Companies
- Nutraceutical Companies
- Generic Drug Manufacturers
- Contract Manufacturing Organizations (CMOs)
- Contract Development & Manufacturing Organizations (CDMOs)
- Veterinary Pharmaceutical Firms
- Personal Care & Cosmetics Brands



# OUR PROMOTER



**Mr. Vasant Vadilal Patel**  
*Chairman*

He brings 21+ years of higher experience in the dyes, pharmaceuticals, and nutraceuticals industries. He has expertise in product development, marketing, and offshore product development strategies. Prior to founding Accent, he worked in industrial pharmaceuticals and laboratory chemicals. He holds a Diploma in Chemical Engineering.



**Mr. Ghanshyam Arjanbhai Patel**  
*Managing Director & CFO*

He has 21+ years of higher experience in marketing across various sectors, including agro-products and rice processing. At Accent, he leads strategic planning, administration, finance, HRD, and banking functions, and has streamlined the company's finance operations. He holds a Graduate degree in Commerce.



**Mr. Nitin Jasvantbhai Patel**  
*Executive Director*

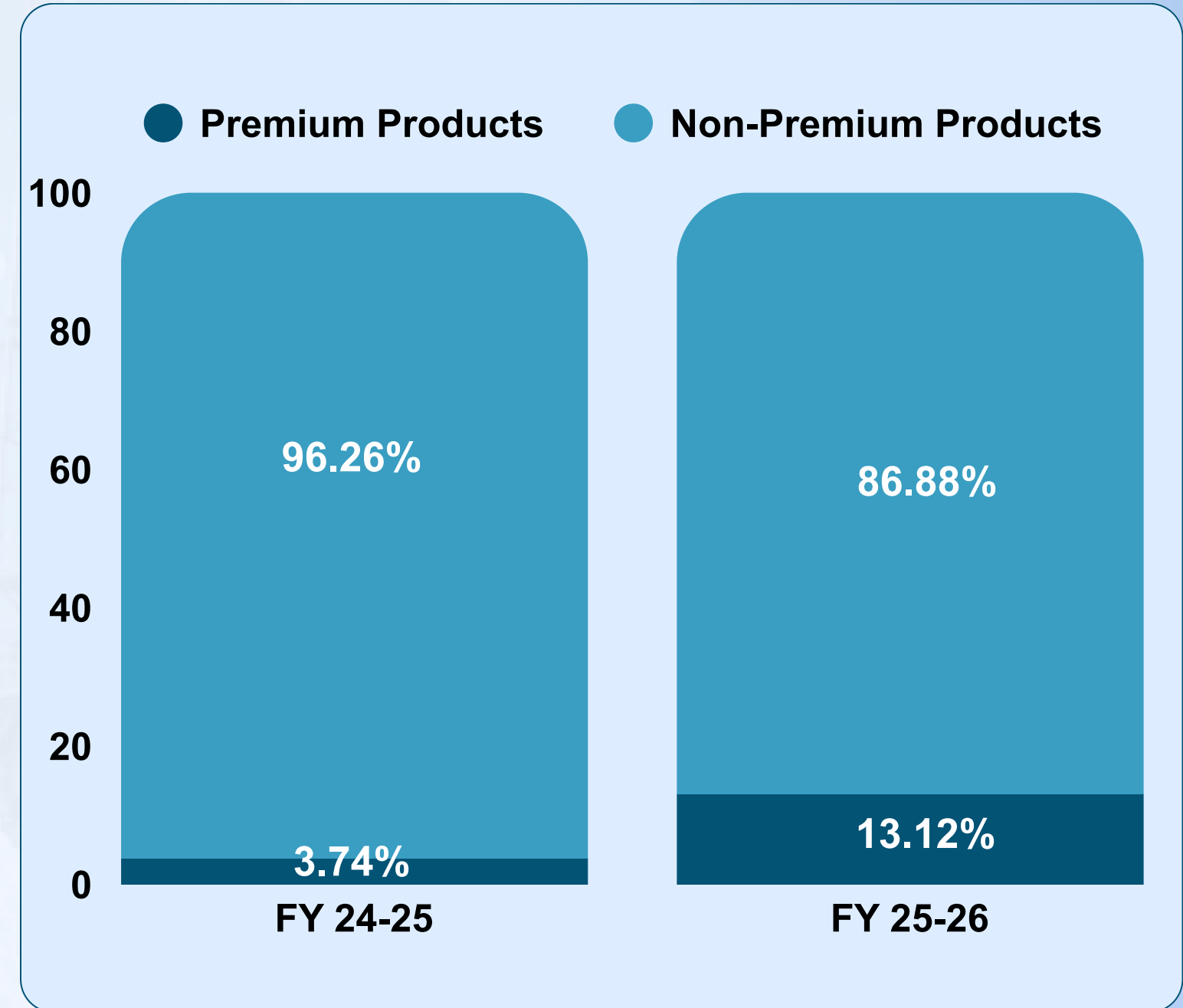
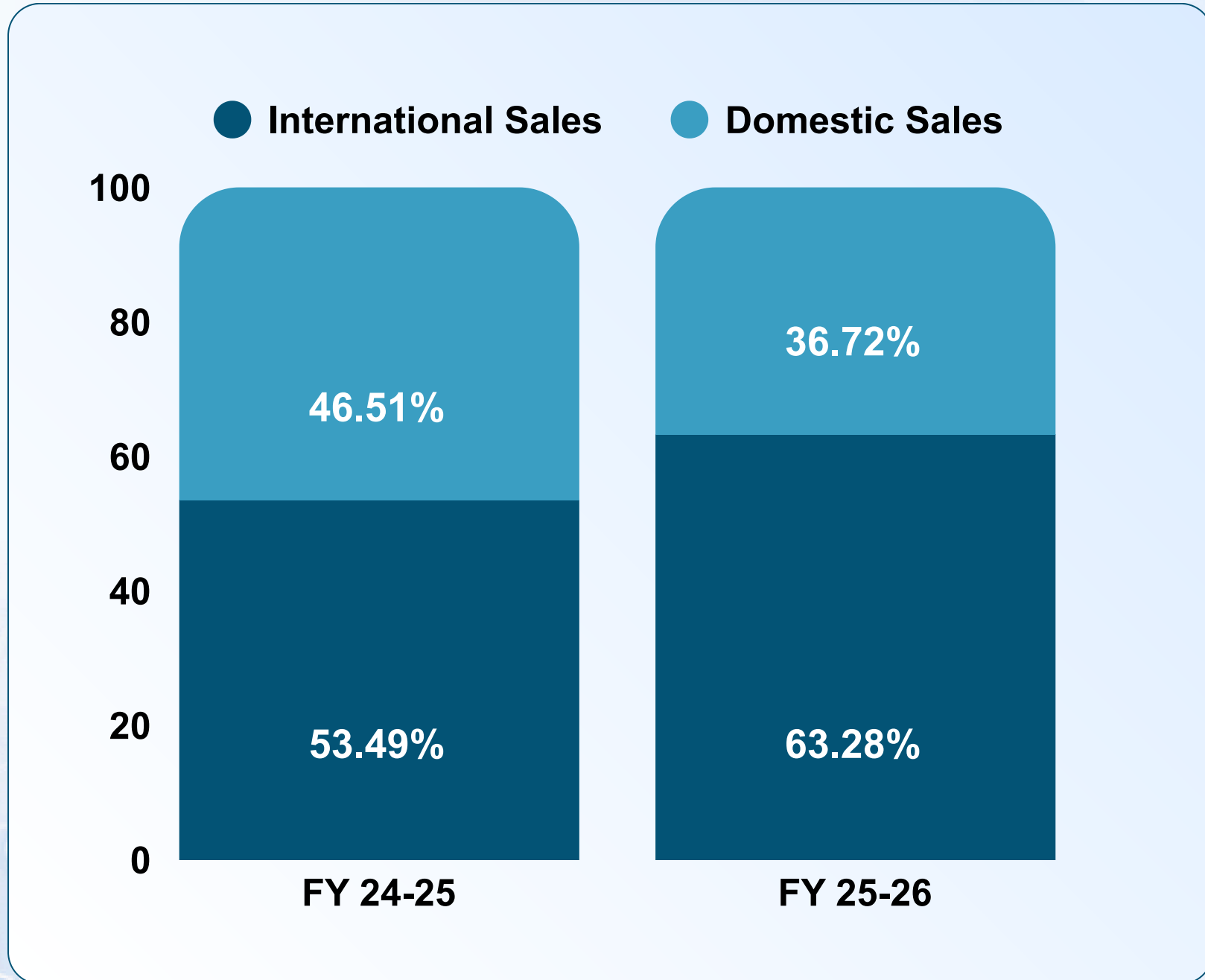
He has 21+ years of higher experience in technical operations, focusing on plant project implementation and meeting production and quality targets. He has been crucial in enhancing Accent's reputation for quality and prompt delivery. He also heads the R&D function. He holds a Graduate degree in Commerce.



**Mr. Vinodbhai Manibhai Patel**  
*Executive Director*

He has 20+ years of higher experience in operations, playing a key role in establishing and managing the company's first plant in Pirana. He leads the CSR vertical and industrial relations and has been essential in Accent's expansion across India. He holds a Bachelor's degree in Arts.

# REVENUE BREAKUP



# FINANCIAL ANALYSIS

Rs. In Lakhs

## REVENUE FROM OPERATIONS



FY 25  
26,457.69

FY 26  
34,903.28

YoY% | 31.92%

## EBITDA




FY 25  
4,831.77

FY 26  
6,345.83

YoY% | 31.34%

## RATIOS



Interest coverage  
108.87x



ROCE  
25.01%



ROE  
18.65%

## PAT



FY 25  
3,306.29

FY 26  
4,385.85

YoY% | 32.65%

## PAT MARGIN



FY 25  
12.50%

FY 26  
12.57%

YoY% | 0.55%

# PROFIT & LOSS STATEMENT

Rs. In Lakhs

Particulars	FY26	FY25	YoY%	H2FY26	H1FY26	H2FY25	YoY%
Revenue from Operations	34,903.28	26,457.69	31.92% ▲	20,966.58	13,936.70	13,854.01	51.34%▲
Other Income	676.67	640.86	5.59% ▲	416.66	260.01	343.52	21.29%▲
<b>Total Income</b>	<b>35,579.95</b>	<b>27,098.55</b>	<b>31.30% ▲</b>	<b>21,383.24</b>	<b>14,196.71</b>	<b>14,197.53</b>	<b>50.61%▲</b>
<b>Total Expenditure</b>	<b>29,234.12</b>	<b>22,266.78</b>	<b>31.29% ▲</b>	<b>17,687.91</b>	<b>11,546.20</b>	<b>11,535.76</b>	<b>53.33%▲</b>
EBITDA	6,345.83	4,831.77	31.34% ▲	3,695.33	2,650.51	2,661.77	38.83%▲
EBITDA Margin	18.18%	18.26%	(0.44%)	17.62%	19.02%	19.21%	(8.27%)
Depreciation	465.64	421.35	10.51% ▲	258.36	207.28	216.95	19.09%▲
Interest Cost	54.01	34.55	56.32% ▲	16.7	37.31	18.72	(10.79%)
PBT	5,826.18	4,375.86	33.14% ▲	3,420.26	2,405.92	2,426.11	40.98%▲
Tax	1,440.33	1,069.57	34.66% ▲	841.23	599.1	766.5	9.75% ▲
PAT	4,385.85	3,306.29	32.65% ▲	2,579.03	1,806.82	1,659.61	55.40%▲
PAT margin	12.57%	12.50%	0.55% ▲	12.30%	12.96%	11.98%	2.68% ▲

# BALANCE SHEET

Rs. In Lakhs

Particulars	31st March, 2026	31st March, 2025
Share Capital	2,398.90	2,104.30
Reserves and Surplus	25,149.56	17,374.97
Trade Payables	755.36	294.12
Other Liabilities	3,866.88	3,064.05
<b>Total Liabilities</b>	<b>32,170.70</b>	<b>22,837.44</b>
Fixed Assets	15,607.80	6,232.48
Loans & Advances	2,092.76	1,584.39
Trade Receivables	9,129.86	6,486.81
Other Assets	5,340.28	8,533.76
<b>Total Assets</b>	<b>32,170.70</b>	<b>22,837.44</b>

# DISCLAIMER

---

This presentation and the accompanying slides (the "Presentation"), which have been prepared by Accent Microcell Limited (the "Company"), have been prepared solely for information purposes and do not constitute any offer, recommendation or invitation to purchase or subscribe for any securities, and shall not form the basis or be relied on in connection with any contract or binding commitment whatsoever. No offering of securities of the Company will be made except by means of a statutory offering document containing detailed information about the Company.

This Presentation has been prepared by the Company based on information and data which the Company considers reliable, but the Company makes no representation or warranty, express or implied, whatsoever, and no reliance shall be placed on the truth, accuracy, completeness, fairness and reasonableness of the contents of this Presentation. This Presentation may not be all inclusive and may not contain all of the information that you may consider material. Any liability in respect of the contents of, or any omission from, this Presentation is expressly excluded. Certain matters discussed in this Presentation may contain statements regarding the Company's market opportunity and business prospects that are individually and collectively forward-looking statements. Such forward-looking statements are not guarantees of future performance and are subject to known and unknown risks, uncertainties and assumptions that are difficult to predict.


These risks and uncertainties include, but are not limited to, the performance of the Indian economy and of the economies of various international markets, the performance of the industry in India and world-wide, competition, the Company's ability to successfully implement its strategy, the Company's future levels of growth and expansion, technological implementation, changes and advancements, changes in revenue, income or cashflows, the Company's market preferences and its exposure to market risks, as well as other risks.

The Company's actual results, levels of activity, performance or achievements could differ materially and adversely from results expressed in or implied by this Presentation. The Company assumes no obligation to update any forward-looking information contained in this Presentation. Any forward-looking statements and projections made by third parties included in this Presentation are not adopted by the Company and the Company is not responsible for such third-party statements and projections. All Maps used in the Presentation are not to scale.

All data, information and maps are provided "as is" without warranty or any representation of accuracy, timeliness or completeness.

# THANK YOU



 314, Shangrilla Arcade, Shyamal Cross Roads,  
Anand Nagar Road, Satellite,  
Ahmedabad – 380015 Gujarat – INDIA.

 [inv\\_rel@accentmicrocell.com](mailto:inv_rel@accentmicrocell.com)



 Abhishek Bhutra | Himanshu Jain  
 +91 80006 85556, +91 89051 81853  
 [ir@finportal.in](mailto:ir@finportal.in)