



AARON Industries Limited

(CIN-L31908GJ2013PLC077306)

REGD.OFFICE: B-65 & 66, Jawahar Road No. 4, Udhyog Nagar, Udhana, Surat -394210, Gujarat

Tel:- 0261-2278410, E-Mail:- info1@aaronindustries.net, Website:- www.aaronindustries.net

13th November, 2019

To,
The Manager - Listing Department
National Stock Exchange of India Limited
Exchange Plaza, Bandra Kurla Complex,
Bandra (East), Mumbai - 400051

Sub: Investor Presentation

Dear Sir/Madam,

Pursuant to Regulation 30 of the SEBI (Listing Obligations and Disclosure Requirements) Regulations, 2015, Please find enclosed herewith **Investor Presentation** titled “**Aaron Industries Limited H1FY20 Earnings Presentation**”.

You are requested to take the same on record.

Thanking you.

Yours faithfully,

For Aaron Industries Limited

Ankitkumar Tank
Company Secretary & Compliance Officer
ACS: 46542



Encl: as above

AARON INDUSTRIES LIMITED

H1FY20 EARNINGS PRESENTATION

NOVEMBER 2019

NSE: AARON | BLOOMBERG: AARON:IN | CIN: L31908GJ2013PLC077306



COMPANY OVERVIEW

1 FOUNDATION

Aaron Industries Limited was founded by Mr. Amar Doshi in 2013, involved in the Elevator and ancillary products manufacturing business. With Mr. Amar Doshi's level of expertise, skills, and experience in elevator industry Aaron manufactures value-added elevator solutions.

2 UNIQUE PRODUCT

Ever since inception, we have been mainly focused on value-added products. Our most promising product offering is the uniquely designed elevator cabins. The sole reason behind the success of this product is our exclusivity addition, giving mundane spaces a changed appearance.

3 LISTING ON NSE

Aaron Industries Limited recently got listed on NSE Emerge (SME exchange) with an IPO of Rs. 4.78 Cr. in 2018, post which the company has commenced its new manufacturing unit for SS Sheet Polishing at Kosamba, Gujarat.

COMPANY SNAPSHOT



Elevator Manufacturing Company based out of Gujarat



88 Team Strength



Strong and Growing Distribution network **350+ Installers and Channel Partners**



Listed on **NSE Emerge**



Backward Integrated for **Elevator Cabins & Doors**



Revenue Growth **3 Year CAGR- 75%**

PRODUCT PORTFOLIO

Primarily Involved in Manufacturing of -

- Elevator Doors
- Elevator Cabins
- Elevator Headers
- Small Portfolio of Electrical Products

Flagship Product

Our flagship product is 'uniquely designed elevator cabins' which enhance the ambience of each of our project. Our elevator cabins are an axis for customer appeal and anticipation.

Apart from singular products we are also involved in selling of complete elevator kits which includes traction machine, DGB, LOP - COP and Sensors.


ELEVATOR DOORS



ELEVATOR CABINS



CABIN CEILING

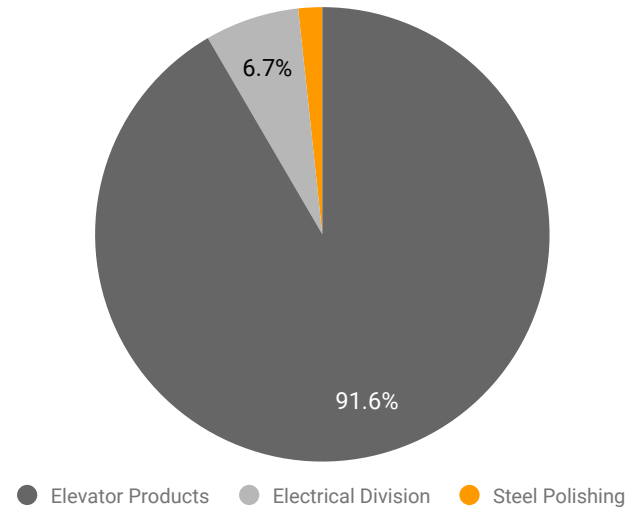


ELEVATOR HEADERS



HALF-YEARLY HIGHLIGHTS

Product wise Revenue Contribution H1FY20



Elevator Cabins

235 sold in H1FY20

Elevator Door Sets

5603 sold in H1FY20

Elevator Kits

18 sold in H1FY20

FINANCIAL HIGHLIGHTS

Summary of Profit & Loss (half-yearly)

(in crores)

Particulars	H1FY20	H2FY19	H1FY19	Q-0-Q%
Revenue from Operations	9.76	9.28	8.27	18.0%
Total Income	9.77	9.31	8.28	18.0%
Total Operating Expenses	8.63	8.21	7.32	17.8%
EBITDA (Excluding OI)	1.13	1.08	0.95	18.5%
EBITDA (Excluding OI) %	11.6%	11.6%	11.5%	0.4%
Interest Cost	0.29	0.12	0.17	71.0%
Depreciation & Ammortisation	0.27	0.11	0.09	198.0%
Profit Before Taxes	0.58	0.87	0.70	-17.7%
Profit After Taxes	0.41	0.57	0.49	-16.1%

FINANCIAL HIGHLIGHTS

Summary of Balance Sheet (half-yearly)

(in crores)

Particulars	H1FY20	H2FY19	H1FY19	Q-Q-Q%
Shareholders Fund	9.78	9.37	8.80	11.1%
Non-Current Liabilities	4.61	3.80	1.44	220.1%
Current Liabilities	4.51	4.33	3.26	38.0%
Total	18.90	17.51	13.50	40.0%
Non-Current Assets	9.80	9.06	4.37	124.2%
Current Assets	9.10	8.45	8.99	1.22%
Miscellaneous Expenditure (to the extent not written off)	0.00	0.00	0.14	NA
Total	18.90	17.51	13.50	40.0%

FINANCIAL HIGHLIGHTS

Summary of Profit & Loss



(in crores)

Particulars	2015	2016	2017	2018	2019
Revenue from Operations	2.37	3.31	4.80	11.77	17.55
Total Income	2.38	3.32	4.80	11.79	17.59
Total Operating Expenses	2.30	3.17	4.54	10.19	15.49
EBITDA (Excluding OI)	0.08	0.14	0.26	1.58	2.06
EBITDA (Excluding OI) %	3.2%	4.3%	5.3%	13.4%	11.7%
Interest Cost	0.02	0.08	0.17	0.14	0.29
Depreciation & Ammortisation	0.00	0.01	0.01	0.10	0.20
Profit Before Taxes	0.05	0.06	0.07	1.34	1.57
Profit After Taxes	0.04	0.04	0.05	0.93	1.06

FINANCIAL HIGHLIGHTS

Summary of Balance Sheet



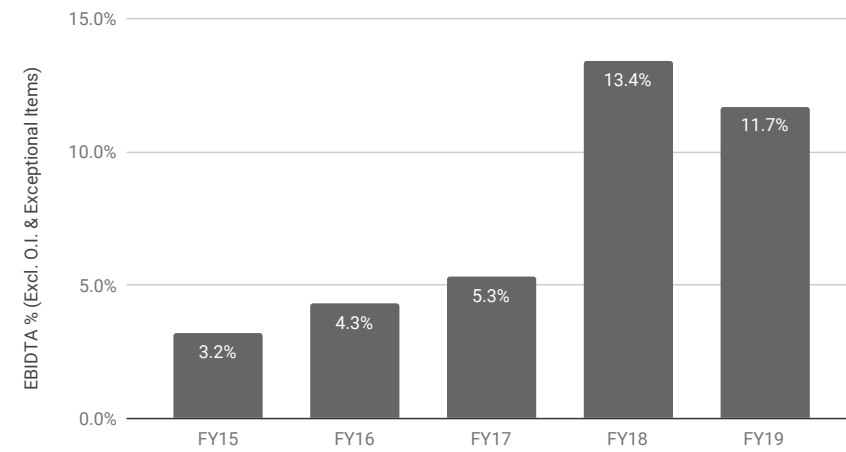
(in crores)

Particulars	2015	2016	2017	2018	2019
Shareholders Fund	0.06	0.24	0.29	3.54	9.37
Non-Current Liabilities	0.23	1.02	1.04	0.49	3.80
Current Liabilities	0.77	0.93	1.21	2.94	4.33
Total	1.06	2.20	2.54	6.96	17.51
Non-Current Assets	0.08	0.09	0.11	1.50	9.06
Current Assets	0.98	2.11	2.43	5.46	8.45
Total	1.06	2.20	2.54	6.96	17.51

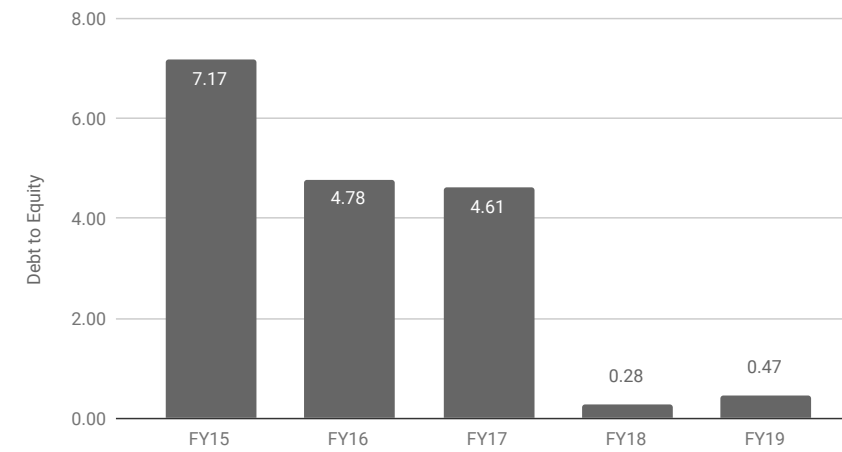
FINANCIAL RATIOS



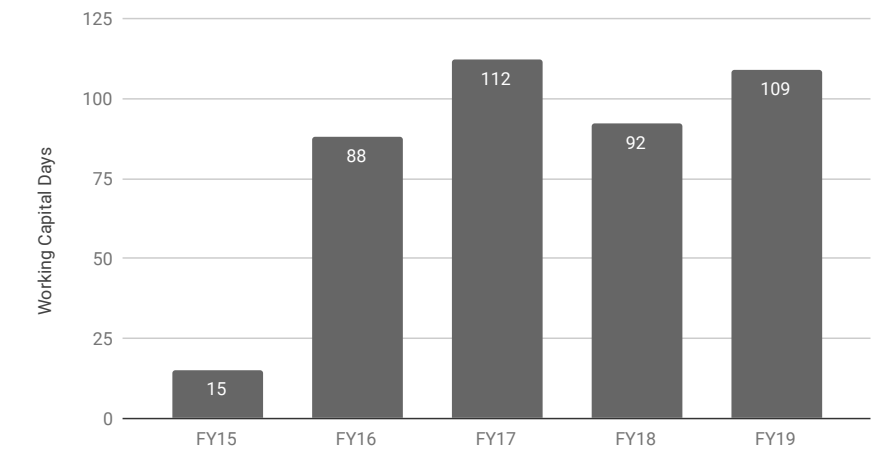
EBIDTA % (Excl. O.I. & Exceptional Items)



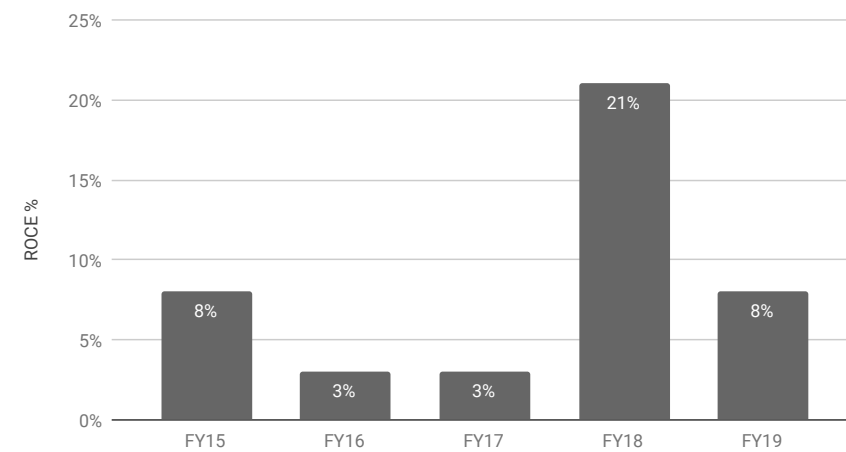
Debt to Equity



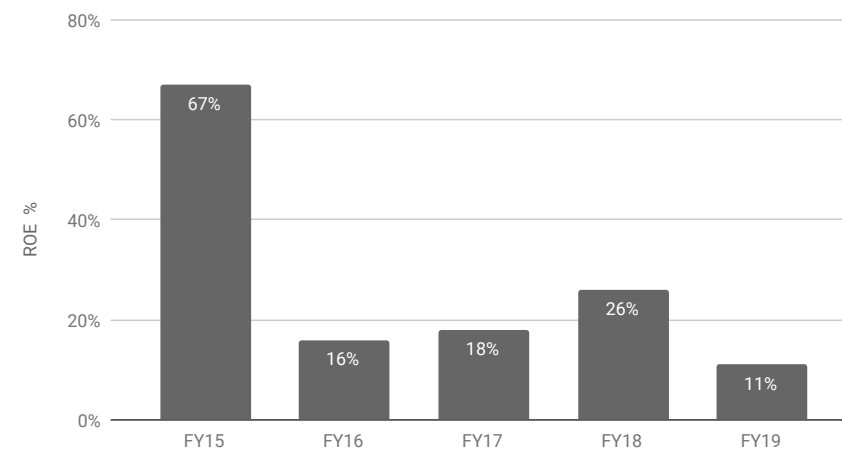
Working Capital Days



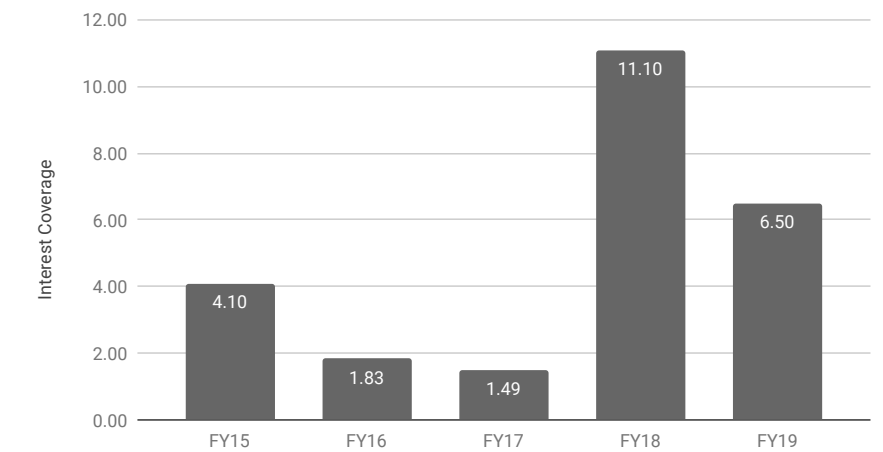
ROCE %



ROE%



Interest Coverage



MANAGEMENT COMMENTARY

FINANCIAL PERFORMANCE

- Revenue from operations increased by 18.0% to 9.28 Cr in H1FY20 as compared to 8.27 Cr in H1FY19. Although when compared on a quarterly basis, the growth was subdued at 5.3% in H1FY20 as compared to H2FY19. There are two primary reasons for subdued revenue growth i.e. a) Elevator Division saw only moderate growth because of a country-wide slowdown in the Real Estate & Construction sector b) Electric Division, a small division relatively, witnessed a de-growth of 45.2% on account of decreased volume from a major customer.
- EBITDA witnessed growth in line with the revenue from operations i.e. 1.13 Cr in H1FY20 recording a growth of 18.5% as compared to 0.95 Cr in H1FY19. EBITDA (%) remained 11.6% in H1FY20 as compared to 11.5% in H1FY19.
- Profitability, on the other hand, remained subdued in H1FY20 due to a major increase in Finance Cost and Depreciation & Amortisation, this was on account of partially debt-funded expansion in Kosamba. PAT was 0.40 Cr in H1FY20 as compared to 0.49 Cr in H1FY19, recording a de-growth of 16.1%

KOSAMBA PLANT

- Stainless Steel Sheet manufacturing plant at Kosamba has gone live in February 2019. With an investment of more than 7 Cr in building, plant & machinery, etc.
- Post commissioning, the plant has taken more than expected time for stabilization, with the procurement of good quality inputs being a major hindrance. The company had to rework its procurement and also add an additional type of machinery for cutting of stainless sheet. The plant is expected to start churning decent and regular production from Q4FY20.

OUTLOOK

- The delayed stabilization of Kosamba plant has been a drag on the profitability and balance sheet of the company for H1FY20. However, the plant possesses capabilities to take the operations of the company to an altogether different trajectory. With decent production expected to commence from Q4FY20, H2FY20 is expected to be stronger than H1FY20.

CONTACT US



MR. ANKITKUMAR TANK

Company Secretary and Compliance Officer

Aaron Industries Limited

info1@aaronindustries.net

0261-2278410

DISCLAIMER

No representation or warranty, express or implied, is made as to, and no reliance should be placed on, the fairness, accuracy, completeness or correctness of the information or opinions contained in this presentation. Such information and opinions are in all events not current after the date of this presentation. Certain statements made in this presentation may not be based on historical information or facts and may be “forward looking statements” based on the currently held beliefs and assumptions of the management of Aaron Industries Limited (“Company” or “Aaron”), which are expressed in good faith and in their opinion reasonable, including those relating to the Company’s general business plans and strategy, its future financial condition and growth prospects and future developments in its industry and its competitive and regulatory environment. Forward-looking statements involve known and unknown risks, uncertainties and other factors, which may cause the actual results, financial condition, performance or achievements of the Company or industry results to differ materially from the results, financial condition, performance or achievements expressed or implied by such forward-looking statements, including future changes or developments in the Company’s business, its competitive environment and political, economic, legal and social conditions. Further, past performance is not necessarily indicative of future results. Given these risks, uncertainties and other factors, viewers of this presentation are cautioned not to place undue reliance on these forward-looking statements. The Company disclaims any obligation to update these forward-looking statements to reflect future events or developments. This presentation is for general information purposes only, without regard to any specific objectives, financial situations or informational needs of any particular person. This presentation does not constitute an offer or invitation to purchase or subscribe for any securities in any jurisdiction. No part of it should form the basis of or be relied upon in connection with any investment decision or any contract or commitment to purchase or subscribe for any securities. This presentation may not be copied or disseminated, in whole or in part, and in any manner.