

June 1, 2026

To, The Department of Corporate Services BSE Limited P. J. Towers, Dalal Street, Mumbai -400001 Script Code- 539562	To, The Department of Corporate Services National Stock Exchange of India Limited Exchange Plaza, Bandra Kurla Complex, Bandra (E), Mumbai – 400 051. Script Code- AARNAV
---	---

Dear Sir/Ma'am,

SUB: SUBMISSION OF NEWSPAPER PUBLICATION OF AUDITED FINANCIAL RESULTS FOR THE QUARTER AND YEAR ENDED 31ST MARCH, 2026.

SCRIPT CODE: 539562
SECURITY ID: AARNAV

Pursuant to Regulation 47 of SEBI (Listing Obligations and Disclosure Requirements) Regulations, 2015, please find enclosed herewith copies of the Newspaper Publication of the Audited Financial Results for the Quarter/Year ended March 31, 2026, published in Financial Express – All India Editions (English & Gujarati) newspapers on 1st June, 2026.

Kindly take the same on your record.

Thanking You,

Yours faithfully,
FOR, AARNAV FASHIONS LIMITED

CHAMPALAL AGARWAL
CHAIRMAN AND WHOLE TIME DIRECTOR
DIN- 01716421

Encl: As Above



indianexpress.com

The Indian Express
— JOURNALISM OF COURAGE —

Get the inside information and get inside the information.

Inform your opinion with investigative journalism.

The Indian Express.
For the Indian Intelligent.



UFM INDUSTRIES LIMITED


Regd. Office: Meherpur, Silchar, Assam - 788015; Phone: 03842 224822/996; Fax: 03842 241539
Email: ufmindustries@rediffmail.com; ufm.investorgrievances@gmail.com;
Website: ufmindl.weebly.com;
CIN: L15311AS1986PLC002539 (₹ in Lakhs)

Extract of the Audited Financial Results for the quarter and year ended 31st March, 2026

Particulars	Quarter ended 31.03.2026 Audited		Year ended 31.03.2026 Audited	
	Quarter ended 31.03.2026 Audited	Year ended 31.03.2026 Audited	Quarter ended 31.03.2025 Audited	Year ended 31.03.2025 Audited
Total Income from Operations	2,742.78	13,135.26	3,235.89	14,526.57
Net Profit/(Loss) before tax and exceptional items	6.62	161.87	73.08	153.03
Net Profit/(Loss) before tax after exceptional items	6.62	161.87	73.08	153.03
Net Profit/(Loss) from ordinary activities after tax	10.96	123.24	67.35	120.43
Total Comprehensive Income for the period (comprising profit/(loss) for the period after tax and other comprehensive income after tax)	15.25	127.53	70.01	123.10
Paid up Equity Share Capital (Face Value of ₹10/- each)	593.26	593.26	593.26	593.26
Reserves (Excluding Revaluation Reserve)	-	1,842.87	-	1,715.34
Earnings Per Share (of ₹10/- each)	-	-	-	-
-Basic and Diluted (₹)	0.26	2.15	1.18	2.07

NOTES TO FINANCIAL RESULTS:

- The above results have been reviewed by Audit Committee and approved by the Board of Directors at their respective meetings held on 30th May, 2026. The Statutory Auditors have carried out an audit of the above results.
- The above is an extract of the detailed format of Quarterly Financial results filed with the Stock Exchanges under Regulation 33 of the SEBI (Listing Obligations and Disclosure Requirements) Regulations, 2015. The full format of the Quarterly Financial results are available on the Stock Exchange website and also on the Company's website www.ufmindl.weebly.com



By order of the Board For UFM Industries Limited
Sd/-
Mahabir Prasad Jain
Managing Director
DIN : 00498001

Date: 30th May, 2026
Place: Silchar


AARNAV FASHIONS LIMITED

Registered Office & Factory :
Survey No. 302 - 305, Isanpur, Narol - Vatva Road, Ahmedabad - 382405
Tel. No. : 079-29702983 || CIN : L17100GJ1983PLC028990
Email Id : aarnavfashions@gmail.com | Website : www.aarnavgroup.com

AUDITED FINANCIAL RESULTS FOR THE QUARTER AND YEAR ENDED ON 31st MARCH, 2026 (Rs. in Lacs Except EPS)

Sr. No.	Particulars	For The Quarter			For The Year	
		ended 31/03/2026 (Audited)	ended 31/12/2025 (Unaudited)	ended 31/03/2025 (Audited)	ended 31/03/2026 (Audited)	ended 31/03/2025 (Audited)
Income						
1	Revenue from Operations	13270.46	9874.15	9145.18	46240.44	37908.37
2	Other Income	36.71	8.48	56.75	67.59	95.31
3	Total Income (1+2)	13307.17	9882.63	9201.93	46308.03	38003.68
Expenses :						
4	(a) Cost of materials consumed	7181.74	5821.07	6495.92	27569.85	27263.73
	(b) Purchases of Stock-in-Trade	1755.04	384.28	255.84	4282.48	435.51
	(c) Changes in inventories of finished goods, work-in-progress and stock	1505.05	1118.59	-441.96	2907.99	(1715.94)
	(d) Employee benefits expense	237.14	219.21	228.11	895.24	872.72
	(e) Finance Costs	246.55	209.69	237.86	943.43	1019.00
	(f) Depreciation and amortization expense	213.73	201.37	233.22	817.48	801.84
	(g) Others Expenses	1709.85	1642.33	2069.82	7578.45	8100.95
	Total expenses (4)	12849.10	9596.54	9078.81	44994.92	36777.81
5	Profit from ordinary activities before exceptional items (3-4)	458.07	286.09	123.12	1313.11	1225.87
6	Exceptional items	0.00	0.00	0.00	0.00	0.00
7	Profit before tax (5-6)	458.07	286.09	123.12	1313.11	1225.87
8	Less : Tax expense					
	(a) Current tax net of Earlier Year Tax	125.00	115.65	57.00	385.00	370.00
	(b) Short / (Excess) Provision of earlier years	56.32	0.00	14.20	84.97	14.20
	(c) Deferred Tax (credit) / Charge	(46.49)	(15.00)	(46.27)	(91.49)	(82.27)
9	Net Profit for the period (7-8)	323.24	185.44	98.19	934.63	923.94
Other Comprehensive Income						
	A. Items that will not be reclassified to profit or loss (Net of Taxes)	75.52	0.00	38.26	75.52	38.26
	B. Items that will be reclassified to profit or loss (Net of Taxes)	0.00	0.00	0.00	0.00	0.00
11	Total Comprehensive Income after Tax (9+10)	398.76	185.44	136.45	1010.15	962.20
12	Paid-up Equity Share capital (Face value of Rs. 10/- per share)	4223.86	4223.86	4223.86	4223.86	4223.86
13	Other Equity (Excluding Revaluation Reserves)	15434.42		14424.26	15434.42	14424.26
Earnings per equity share (not annualised) (in Rs.) (face value Rs. 10 each)						
	(1) Basic	0.77	0.44	0.23	2.21	2.19
	(2) Diluted	0.77	0.44	0.23	2.21	2.19

Notes : (1) The above financial results for the Quarter and Year ended 31st March, 2026 were reviewed and recommended by the Audit Committee and approved by the Board of Directors at their respective meetings held on 30th May, 2026 and Audited by Statutory Auditor of the Company. The Statutory Auditor expressed an unmodified audit opinion. The Financial results are being published in accordance with regulation 33 of the SEBI (Listing Obligations and Disclosure Requirements) Regulations, 2015. (2) The financial results have been prepared in accordance with the Companies (Indian Accounting Standards) Rules, 2015 (Ind AS) as amended prescribed under Section 133 of the Companies Act, 2013 read with relevant rules thereunder and in terms of Regulation 33 of the SEBI (Listing Obligations and Disclosure Requirements) Regulations, 2015 and SEBI Circular dated July 5, 2016. (3) The figures for the 3 months ended on 31st March 2026 and corresponding 3 months ended on 31st March 2025 are balancing figure in respect of the full financial year and the year to date figures upto the third quarter of the respective financial years. (4) The Business activities of the company primarily falls within a single business i.e. Textiles. As such there is no separate reportable segment as per Ind AS 108 "Operating Segments". (5) The Government of India has notified the Code of Social Security, 2020 and the Industrial Relations Code, 2020 along with related rules thereunder. The Company is in the process of assessing the impact of these Codes on Employee Benefits, employment terms and related compliances. Pending evaluation of the full impact and operational implementation of the applicable provisions, no effect has been recognised in the financial statements. (6) Previous periods' years' figures have been regrouped / recasted wherever necessary, to conform to the classification for the quarter and year ended 31st March, 2026.



For, Aarnav Fashions Limited
sd/- **Sumit Champalal Agarwal**
Managing Director - DIN : 00356863

Place : Ahmedabad
Date : 30/05/2026

KMF Builders & Developers Ltd.

Regd. Office: - Flat No. 508, Golf Manor, NAL Wind Tunnel Road, Murgeshpalya, Bangalore-560017, Ph: 25238007, 41486142-43
CIN: L45203KA1995PLC017422 www.kmfbuilders.com kmfbuilder59@gmail.com

Extract of Statement of Standalone audited financial Results for the Quarter and year ended 31.03.2026 (Fig in Lakhs)

Sl No	Particulars	QTRLY		YEARLY		
		Quarter Ended (31/03/2026) audited	Quarter Ended (31/03/2025) Unaudited	Quarter Ended (31/03/2025) audited	Year Ended (31/03/2026) audited	Year Ended (31/03/2025) audited
1	Total Income from operations	0.00	0.00	279.50	0.00	279.50
2	Net Profit/(Loss) for the period (before Tax, Exceptional and/or Extraordinary items)	- 5.84	- 8.02	28.58	- 49.51	- 51.53
3	Net Profit/(Loss) for the period (before Tax, after Exceptional and/or Extraordinary items)	- 5.84	- 8.02	28.58	- 49.51	- 51.53
4	Net Profit/(Loss) for the period (after Tax, after Exceptional and/or Extraordinary items)	- 5.29	- 8.02	29.00	- 48.96	- 51.11
5	Total Comprehensive Income for the period (after tax) (attributable to owners of the company)	- 5.29	- 8.02	29.00	- 48.96	- 51.11
6	Paid up Equity Share Capital (Face Value of Rs. 5/- each)	609.10	609.10	609.10	609.10	609.10
7	Reserves excl. Revaluation Reserve) as per audited balance sheet of previous year	0.00	0.00	0.00	559.39	0.00
8	Earnings Per Share (of Rs.5 each) (for continuing and operations)	- 0.04	- 0.07	0.24	- 0.40	- 0.42
Basic & Diluted						

Note : - The above is an extract of the detailed format of unaudited financial results filed with the stock exchanges under regulation 33 of the SEBI (Listing Obligations and Disclosure Requirements) Regulations, 2015.
The above unaudited financial results for the qtr and year ended 31.03.2026 were reviewed by the audit committee at the meeting held on 30.05.2026 and approved by the Board of Directors and taken on record at the meeting held on 30.05.2026
The full format of the unaudited financial results is available on the stock exchanges website www.bseindia.com & on the company website www.kmfbuilders.com

Place: Bangalore
Date: 30.05.2026

By order of the Board
KMF Builders & Developers Ltd
sd/-
Govin Chadha
Managing Director

MIDLAND POLYMERS LIMITED

("MPL"/"TARGET COMPANY"/"TC") (Corporate Identification No. L62013TS1992PLC178971)
Registered Office: Plot.No.8-2-603/2/3 & 8-2-603/2/3, 15, 2nd Floor, HSR Summit, Banjara Hills, Road No.10, Hyderabad, Telangana, 500034;
Phone No.: +91-8125730447; Email id: midland.polymers@gmail.com; Website: www.midlandpolymers.com

Recommendations of the Committee of Independent Directors (IDC) on the Open Offer to the Shareholders of Midland Polymers Limited ("MPL" or the "Target Company") under regulation 26(7) of the SEBI (Substantial Acquisition of Shares and Takeovers) Regulations, 2011 and subsequent amendments thereto ("SEBI (SAST) Regulations")

Date	29.05.2026
Name of the Target Company	Midland Polymers Limited
Details of the Offer pertaining to Target Company	Open Offer to acquire up to 97,50,000 Equity Shares of Rs. 10/- each representing 26.00% of the expanded equity and voting share capital of the Target Company, to be acquired by the Acquirers, at a price of Rs. 10/- per equity share payable in cash in terms of Regulation 3(1) and Regulation 4 of the SEBI (SAST) Regulations, 2011.
Name(s) of the Acquirers	Gayathri Boreddy (Acquirer-1); Jagannath Edla (Acquirer-2); Radha Krishna Avudari (Acquirer-3); Mahammad Amaan Shaik (Acquirer-4) and Ravi Kiran Veeramalla (Acquirer-5)
Name of the Manager to the offer	Navigant Corporate Advisors Limited
Members of the Committee of Independent Directors ("IDC")	Chairperson: Mounika Pammil Member: Sreeram Athota Member: Shivashankar Reddy Gopavarapu
IDC Member's relationship with the Target Company (Director, Equity shares owned, any other contract/relationship), if any	IDC Members are the Independent Directors of the Target Company. Neither Chairperson nor Member of IDC holds any equity shares in the Target Company. None of them have entered into any other contract or have other relationship with the Target Company.
Trading in the Equity shares/other securities of the Target Company by IDC Members	No trading has been done by the IDC Members in the equity shares/ other securities of the Target Company.
IDC Member's relationship with the Acquirers and PAC (Director, Equity shares owned, any other contract / relationship), if any.	None of the IDC Members have any relationship with the Acquirers and PAC.
Trading in the Equity shares/other securities of the acquirers by IDC Members	Not Applicable
Recommendation on the Open offer, as to whether the offer, is or is not, fair and reasonable	The IDC Members believes that the Open Offer is fair and reasonable. However, the shareholders should independently evaluate the Offer and take informed decision in the matter.
Summary of reasons for recommendation	IDC recommends acceptance of the Open offer made by the Acquirers as the Offer price of Rs. 10/- per fully paid-up equity share is fair and reasonable based on the following reasons: 1. The Offer price appears to be reasonable considering negative book value & negative profitability of the Company. 2. The offer price of Rs. 10/- per fully paid-up equity share offered by the Acquirers is equal to price paid by Acquirers for the preferential allotment. 3. The equity shares of the Target Company are infrequently traded shares in the meaning of explanation provided in Regulation 2(i) of SEBI (SAST) Regulations, 2011. 4. The offer price of Rs. 10/- per fully paid-up equity share offered by the Acquirers is more than fair value of equity share of the Target Company which is NIL as certified by Karan Chetan Shah, Chartered Accountants, Registered Valuer - Securities or Financial Assets, (IBBI Registration No. IBB/RV/06/2024/15561) having his office address at C 413, Satyam Apartment Link Road, Near Don Bosco School, Borivali West, Mumbai - 400091; Tel. No: +91 9136554490; Email: valuationrvca@gmail.com vide valuation certificate dated March 27, 2026. (UDIN: 26190724WDIPK01595). Keeping in view above facts IDC is of opinion that Open Offer price is fair and reasonable and is in accordance with the relevant regulations prescribed in the Takeover Code and prima facie appear to be justified.
Details of Independent Advisors, if any.	None
Any other matter to be highlighted	No

To the best of our knowledge and belief, after making proper enquiry, the information contained in or accompanying this statement is, in all material respect, true and correct and not misleading, whether by omission of any information or otherwise, and includes all the information required to be disclosed by the Target Company under the SEBI (SAST) Regulations. Capitalized terms used in this announcement, but not defined, shall have the same meaning assigned to them in the PA, DPS and LOF.

For Midland Polymers Limited
Mrs. Mounika Pammil
Chairperson - Committee of Independent Directors
DIN: 11111376

Place: Hyderabad
Date: 29.05.2026

STL STERLITE TECHNOLOGIES LIMITED

Registered Office: 4th Floor, Godrej Millennium, Koregaon Road 9, STS 121, Pune - 411001
Maharashtra, India CIN:L31300PN2000PLC262408 Phone: +91-020-30514000
Fax: +91-020-30514113 Email: secretarial@stl.tech | Website: www.stl.tech

NOTICE TO THE EQUITY SHAREHOLDERS

[For transfer of equity shares to Investor Education and Protection Fund (IEPF) Account]

This notice is published pursuant to section 124(6) of the Companies Act, 2013 read with Rule 6 of the Investor Education and Protection Fund Authority (Accounting, Audit, Transfer and Refund) Rules, 2016 ("the Rules") notified by Ministry of Corporate Affairs (MCA) as amended from time to time. The Rules, inter alia, contain provisions for transfer of all the shares in respect of which dividend has not been paid or claimed by the shareholders for seven consecutive years or more to the demat account of IEPF Authority.

Shareholders are requested to note that the final dividend declared for the financial year 2018-19, which remained unpaid or unclaimed for a period of seven years will be due to be credited to the IEPF in August 2026. The corresponding shares on which dividend amount was unclaimed for seven consecutive years will also be transferred as per the procedure set out in the Rules.

Separate communication shall be sent to all the Shareholders, informing them regarding transfer of shares. The details of such shareholdings and shares due for transfer to IEPF are being uploaded on the Company's website: www.stl.tech. Shareholders are requested to refer the website to verify the details.

In case no valid claim in respect of equity shares is received from the shareholders by July 20, 2026, the Company shall, with a view to complying with the requirement set out in the rules, transfer the shares to DEMAT account of the IEPF Authority by the due date, without any further notice, as per the procedure stipulated in the Rules which is as under:

- In case of shares held in physical form:** the original share certificate(s) registered in the name of the shareholder will stand automatically cancelled and be deemed non-negotiable and the shares will be transferred to IEPF Account by issuing duplicate share certificates.
- In case of shares are held in demat form:** your demat account will be debited by transfer of shares directly to IEPF Account.

Please note that no claim shall lie against the Company in respect of unclaimed dividend amount and equity shares transferred to the IEPF, pursuant to the said Rules. The shares/ dividend transferred to IEPF can be claimed from IEPF Authority by making an application in the prescribed IEPF-5 online after obtaining Entitlement Letter from the Company and sending the physical copy of the requisite documents enumerated in the form IEPF-5, to the Nodal Officer of the Company. For ready reference, the Rules are made available under the Investor section on the website of the Company www.stl.tech.

Pursuant to the Securities and Exchange Board of India ("SEBI") circular no. HO/38/13/11(2)2026-MIRSD-POD/13750/2026 dated January 30, 2026, a Special Window for Transfer and Dematerialization (Demat) of physical shares will remain open till February 4, 2027. Shareholders are encouraged to take advantage of this opportunity and submit their requests of Transfer and Demat to the Company at secretarial@stl.tech or KFin at einward.rs@kfintech.com.

For detailed information, all shareholders are requested to refer to the Company's correspondence "Opening of Special Window for Transfer and Dematerialization of Physical Securities" which was uploaded on the Stock Exchanges on March 17, 2026.

Please feel free to contact the Company / M's KFin Technologies Limited, Registrar and Transfer Agent, in case you have any queries. Contact details are as follows:

Sterlite Technologies Limited 4 th Floor, Godrej Millennium, Koregaon Road 9, STS 121, Pune 411001 Maharashtra Email: secretarial@stl.tech Tel. No.: 020- 30514000 Website: www.stl.tech	M's Kfin Technologies Ltd. Selenium Tower B, Plot 31-32, Gachibowli, Financial District, Nanakramguda, Hyderabad - 500 032 Toll Free No.: 1800-309-4001 Email: einward.rs@kfintech.com Website: www.kfintech.com
--	---

For Sterlite Technologies Limited
sd/-
Mrunal Asawadekar
Company Secretary & Compliance Officer
(ACS 24346)

Place: Pune
Date: June 01, 2026

TENNECO CLEAN AIR INDIA LIMITED


(Formerly known as Tenneco Clean Air India Private Limited)
CIN No. : L29308TN2018FLC128510
Regd. Office: RNS2, Nissan Supplier Park, SIPCOT Industrial Park, Oragadam Industrial Corridor, Sriperumbudur Taluk, Kancheepuram District, Tamil Nadu, India - 602 105. Phone: +91 124 4784 530; Email: TennecoIndiaInvestors@tenneco.com; Website: www.tennecoindia.com

EXTRACT OF CONSOLIDATED AND STANDALONE FINANCIAL RESULTS FOR THE QUARTER AND YEAR ENDED 31 MARCH 2026

Sl. No.	Particulars	Consolidated (INR in millions, except earnings per share)						Standalone (INR in millions, except earnings per share)					
		Quarter ended		Year ended		Quarter ended		Year ended					
		31 March 2026	31 December 2025	31 March 2025	31 March 2026	31 March 2025	31 March 2026	31 December 2025	31 March 2025	31 March 2026	31 March 2025		
1	Total Income from operations	15,524.49	12,852.64	13,258.76	54,039.76	48,904.30	6,726.05	5,073.83	6,096.46	22,885.20	22,367.55		
2	Net Profit for the period (before Tax, Exceptional and/or Extraordinary items)	2,312.76	1,917.60	1,922.73	8,426.80	7,328.16	1,291.49	884.65	1,175.56	13,182.90	4,114.43		
3	Net Profit for the period (before Tax, after Exceptional and/or Extraordinary items)	2,312.76	1,645.92	1,922.73	8,155.12	7,328.16	1,291.49	799.34	1,175.56	13,097.59	4,114.43		
4	Net Profit for the period after Tax (after Exceptional and/or Extraordinary items)	1,667.83	1,188.08	1,403.46	6,043.59	5,531.43	919.67	601.04	861.11	12,028.39	3,060.82		
5	Total Comprehensive Income for the period (Comprising Profit for the Period after Tax and Other Comprehensive Income after Tax)	1,650.13	1,162.99	1,383.26	5,998.94	5,491.89	920.77	580.85	851.62	12,009.84	3,053.47		
6	Equity Share Capital	4,036.04	4,036.04	4,036.04	4,036.04	4,036.04	4,036.04	4,036.04	4,036.04	4,036.04	4,036.04		
7	Reserves (excluding Revaluation Reserve as shown in the Balance Sheet of previous year)	-	-	-	7,937.95	12,063.66	-	-	-	56,344.64	54,700.65		
8	Earnings Per Share (Face Value of INR 10/- per share) (not annualised for quarter ended)												
	1. Basic:	4.13	2.94	3.47	14.95	13.68	2.28	1.49	3.80	29.80	14.09		
	2. Diluted:	4.13	2.94	3.47	14.95	13.68	2.28	1.49	3.80	29.80	14.09		

Notes:

- The above is an extract of the detailed format of Quarter and Year ended 31 March 2026 of Consolidated and Standalone Financial Results filed with the Stock Exchanges under Regulation 33 of the SEBI (Listing Obligations and Disclosure Requirements) Regulations, 2015. The full format of the Quarter and Year ended Financial Results are available on the websites of the BSE and NSE at www.bseindia.com and www.nseindia.com, respectively and on the Company's website at www.tennecoindia.com.
- The results have been prepared in accordance with the Indian Accounting Standards (Ind AS) prescribed under Section 133 of the Companies Act, 2013, read with the relevant rules issued thereunder and other accounting principles generally accepted in India and in terms of Regulation 33 of the Securities and Exchange Board of India (Listing Obligations and Disclosure Requirements) Regulations, 2015, as amended.
- The results of the quarter ended 31 March 2026 and 31 March 2025 are balancing figures between audited results in respect of full financial year and published year to date results up to third quarter of relevant financial year which have been subject to limited review by auditors.



For more information, please scan the QR code

Place: Bengaluru
Date: 30 May 2026

For Tenneco Clean Air India Limited
sd/-
Arvind Chandrasekhar
Whole-time Director and Chief Executive Officer
DIN: 08721916

AARNAV FASHIONS LIMITED						
Registered Office & Factory: Survey No. 302-305, Isanpur, Narol - Vatva Road, Ahmedabad - 382405 Tel. No. : 079-29702983 CIN : L17100GJ1983PLC028990 Email Id : aarnavfashions@gmail.com Website : www.aarnavgroup.com						
AUDITED FINANCIAL RESULTS FOR THE QUARTER AND YEAR ENDED ON 31st MARCH, 2026 (Rs. in Lacs Except EPS)						
Sr. No.	Particulars	For The Quarter			For The Year	
		ended 31/03/2026 (Audited)	ended 31/12/2025 (Unaudited)	ended 31/03/2025 (Audited)	ended 31/03/2026 (Audited)	ended 31/03/2025 (Audited)
Income						
1	Revenue from Operations	13270.46	9874.15	9145.18	46240.44	37908.37
2	Other Income	36.71	8.48	56.75	67.59	95.31
3	Total Income (1+2)	13307.17	9882.63	9201.93	46308.03	38003.68
Expenses :						
(a)	Cost of materials consumed	7181.74	5821.07	6495.92	27569.85	27263.73
(b)	Purchases of Stock-in-Trade	1755.04	384.28	255.84	4282.48	435.51
(c)	Changes in inventories of finished goods, work-in-progress and stock	1505.05	1118.59	-441.96	2907.99	(1715.94)
(d)	Employee benefits expense	237.14	219.21	228.11	895.24	872.72
(e)	Finance Costs	246.55	209.69	237.86	943.43	1019.00
(f)	Depreciation and amortization expense	213.73	201.37	233.22	817.48	801.84
(g)	Others Expenses	1709.85	1642.33	2069.82	7578.45	8100.95
	Total expenses (4)	12849.10	9596.54	9078.81	44994.92	36777.81
5	Profit from ordinary activities before exceptional items (3-4)	458.07	286.09	123.12	1313.11	1225.87
6	Exceptional Items	0.00	0.00	0.00	0.00	0.00
7	Profit before tax (5-6)	458.07	286.09	123.12	1313.11	1225.87
Less : Tax expense						
(a)	Current tax net of Earlier Year Tax	125.00	115.65	57.00	385.00	370.00
(b)	Short / (Excess) Provision of earlier years	56.32	0.00	14.20	84.97	14.20
(c)	Deferred Tax (credit) / Charge	(46.49)	(15.00)	(46.27)	(91.49)	(82.27)
9	Net Profit for the period (7-8)	323.24	185.44	98.19	934.63	923.94
Other Comprehensive Income						
A	Items that will not be reclassified to profit or loss (Net of Taxes)	75.52	0.00	38.26	75.52	38.26
B	Items that will be reclassified to profit or loss (Net of Taxes)	0.00	0.00	0.00	0.00	0.00
11	Total Comprehensive Income after Tax (9+10)	398.76	185.44	136.45	1010.15	962.20
12	Paid-up Equity Share Capital (Face value of Rs.10/- per share)	4223.86	4223.86	4223.86	4223.86	4223.86
13	Other Equity (Excluding Revaluation Reserves)	15434.42		14424.26	15434.42	14424.26
Earnings per equity share (not annualised) (in Rs.) (face value Rs. 10 each)						
(1) Basic		0.77	0.44	0.23	2.21	2.19
(2) Diluted		0.77	0.44	0.23	2.21	2.19

Notes: (1) The above financial results for the Quarter and Year ended 31st March, 2026 were reviewed and recommended by the Audit Committee and approved by the Board of Directors at their respective meetings held on 30th May, 2026 and audited by Statutory Auditor of the Company. The Statutory Auditor expressed an unmodified audit opinion, the Financial results are being published in accordance with regulation 33 of the SEBI (Listing Obligations and Disclosure Requirements) Regulations, 2015. (2) The financial results have been prepared in accordance with the Companies Act, 2013 read with the Indian Accounting Standards (Ind AS) as amended prescribed under Section 133 of the Companies Act, 2013 read with relevant rules thereunder and in terms of Regulation 33 of the SEBI (Listing Obligations and Disclosure Requirements) Regulations, 2015 and SEBI Circular dated July 5, 2016. (3) The figures for the 3 months ended on 31st March 2026 and corresponding 3 months ended on 31st March 2025 are balancing figure in respect of the full financial year and year to date figures upto the third quarter of the respective financial years. (4) The business activities of the company primarily falls within a single business i.e. Textiles. As such there is no separate reportable segment as per Ind AS 108 'Operating Segments'. (5) The Government of India has notified the Code of Social Security, 2020 and the Industrial Relations Code, 2020 along with related rules thereunder. The Company is in the process of assessing the impact of these Codes on Employee Benefits, employment terms and related compliances. Pending evaluation of the full impact and operational implementation of the applicable provisions, no effect has been recognised in the financial statements. (6) Previous periods' years figures have been regrouped / recasted wherever necessary, to conform to the classification for the quarter and year ended 31st March, 2026.

For, Aarnav Fashions Limited
Sd/- **Sumit Champal Agarwal**
Managing Director - DIN : 00356863

TANDHAN INDUSTRIES LTD.

(Formerly known as Sanmitra Commercial Limited)
CIN: L2220MH1985PLC034963
Registered Office: 13, Prem Niwas, 652, Dr. Ambedkar Road, Khar West, Mumbai City, Maharashtra, India, 400052.
Email Id: sanmitracommercial@gmail.com, Website: www.sanmitracommercial.com

Statement of Standalone and Consolidated Profit and Loss for the Quarter and Year Ended 31st March 2026 (Amount in Lakhs)

Sr. No.	Particulars	STANDALONE				CONSOLIDATED			
		Quarter ended		Year ended		Quarter ended		Year ended	
		31.03.2026 (Audited)	31.12.2025 (Unaudited)	31.03.2025 (Audited)	31.03.2026 (Audited)	31.03.2026 (Audited)	31.12.2025 (Unaudited)	31.03.2025 (Audited)	31.03.2026 (Audited)
1	Revenue from operations	-	-	-	-	4,573.56	5,111.68	9,685.24	-
	Other income	(1.77)	1.03	45.63	13.77	195.87	128.58	324.45	-
	Total revenue	(1.77)	1.03	45.63	13.77	4,769.43	5,240.26	10,009.69	-
2 Expenses									
	Cost of material consumed	-	-	-	-	2,512.59	2,330.28	4,842.87	-
	Purchases of Stock in Trade	0.00	-	-	4.00	637.78	881.34	1,519.12	-
	Changes in Inventories of finished goods, Work in progress, And Stock in Trade	4.00	-	-	-	(237.80)	333.65	95.85	-
	Employee benefits expense	2.84	3.97	2.12	10.81	7.88	250.75	464.12	-
	Finance Cost	-	-	-	-	247.26	212.49	459.75	-
	Depreciation and amortization expense	-	-	0.01	-	0.04	124.14	77.27	201.41
	Other expenses	4.78	1.81	2.88	18.22	10.34	568.47	1,170.63	-
	Total expenses	11.63	5.78	5.00	33.03	18.26	4,103.19	8,753.75	-
3	Profit/(Loss) from ordinary activities before tax	(13.40)	(4.75)	40.63	(19.26)	42.76	666.24	589.70	1,255.94
4 Tax expense:									
	(1) Current tax	(0.61)	0.04	(5.93)	(0.57)	(5.93)	(148.63)	(301.00)	-
	(2) Deferred Tax	-	-	-	-	0.00	129.19	129.19	-
5	Profit/(Loss) from ordinary activities after tax	(14.01)	(4.71)	34.71	(19.83)	36.84	646.80	437.33	1,084.13
6 Other Comprehensive Income (OCI)									
	Item that will not be reclassified to profit or loss Gain/(Loss) on recognised on fair valuation of Financial Assets	(0.17)	(11.60)	(74.24)	(9.10)	(15.86)	10.15	(11.60)	(1.45)
	Income tax relating to these items	(3.60)	3.01	19.30	(1.28)	4.12	(2.50)	3.01	0.51
	Total Other Comprehensive Income (OCI)	(3.78)	(8.59)	(54.94)	(10.39)	(11.74)	7.65	(8.59)	(0.94)
	Profit/(Loss) for the Period	(17.79)	(13.30)	(20.23)	(30.22)	25.10	654.45	428.74	1,083.19
	Paid up Equity Share Capital (Face Value of Rs. 10 each)	4,977.25	4,977.25	110.00	4,977.25	110.00	4,977.25	4,977.25	4,977.25
6 Earning Per Share (EPS) (Not annualised)									
	(1) Basic	(0.03)	(0.01)	3.16	(0.09)	3.35	1.30	1.06	4.67
	(2) Diluted	(0.02)	(0.01)	3.16	(0.07)	3.35	1.30	1.06	4.67

Notes:
1. The above Standalone and Consolidated Financial Results for the quarter and year ended 31st March 2026 were reviewed by the Audit Committee and recommended to the Board, which was thereafter approved by the Board of Directors of the Company at its meeting held on 30th May 2026. The statutory auditors of the Company have carried out audit of the above financial results for the year for the quarter and year ended 31st March 2026 and have issued an unmodified opinion and review report respectively.
2. The results of the quarter ended 31st March 2026, and 31st March 2025 are balancing figures between audited results in respect of full financial year and published year to date results up to third quarter of relevant financial year and have been subjected to limited review by auditors.
3. During the year, the company successfully acquired 100% of share capital of Tandhan Polyplast Limited by consideration other than cash (i.e., swap of shares) vide Share Purchase and Share Subscription Agreement. As a result, consolidated financial results have been prepared and presented for the current quarter. Since this is the first year in which consolidated financial statements are being reported, comparative figures for prior periods are not available.
4. The company has no separate reportable segment therefore in the context of Ind AS 108, disclosure of segment information is not applicable.
5. Figures for the previous period have been regrouped/ reclassified wherever necessary to conform to current period's classification.

For TANDHAN INDUSTRIES LTD.
Sd/- **Ankit Jalan**
Managing Director
DIN - 01835733

RUDRABHISHEK ENTERPRISES LIMITED

Regd. Office: 820, ANTRIKSHA BHAWAN, K.G.MARG NEW DELHI DL 110001 IN
CIN: L74899DL1992PLC050142
Website: www.replglobal, Email: secretarial@replurplanners.com

STATEMENT OF AUDITED STANDALONE AND CONSOLIDATED FINANCIAL RESULTS FOR THE QUARTER & YEAR ENDED 31ST MARCH, 2026 (Rs. in Lakhs)

Sr. No.	Particulars	Standalone				Consolidated					
		Quarter Ended		Year Ended		Quarter Ended		Year Ended			
		31-03-2026 (Audited)	31-12-2025 (Unaudited)	31-03-2025 (Audited)	31-03-2026 (Audited)	31-03-2026 (Audited)	31-12-2025 (Unaudited)	31-03-2025 (Audited)	31-03-2026 (Audited)		
1	Total Income from operations	1,501.99	1,847.56	3,317.08	6,967.33	9,700.51	2,087.81	2,110.71	3,668.21	8,330.95	10,796.53
2	Net Profit/(Loss) for the period (before Tax, exceptional and/or Extraordinary items)	(1,604.64)	64.72	310.13	(937.37)	1,929.83	(1,618.03)	(47.86)	277.90	(1,165.70)	1,966.90
3	Net Profit/(Loss) for the period before Tax (after exceptional and/or Extraordinary items)	(1,600.11)	39.79	310.13	(957.77)	1,929.83	(1,619.32)	(84.16)	277.90	(1,203.29)	1,966.90
4	Net Profit/(Loss) for the period after tax (after exceptional and/or Extraordinary items)	(1,319.04)	11.26	198.26	(852.14)	1,329.55	(1,338.33)	(137.66)	172.77	(1,132.89)	1,353.06
5	Total Comprehensive Income for the period [Comprising Profit/(Loss) for the period (after tax) and Other Comprehensive Income (after tax)]	(1,307.18)	14.87	221.08	(828.33)	1,324.12	(1,323.95)	(131.65)	195.88	(1,099.94)	1,359.59
6	Equity paid up share capital	1,812.25	1,812.25	1,812.25	1,812.25	1,812.25	1,812.25	1,812.25	1,812.25	1,812.25	1,812.25
Earnings per share (Not annualised):											
	Basic (₹)	(7.28)	0.06	1.13	(4.70)	7.55	(7.38)	(0.76)	0.98	(6.25)	7.69
	Diluted (₹)	(7.28)	0.06	1.13	(4.70)	7.55	(7.38)	(0.76)	0.98	(6.25)	7.69

1. The above audited financial results were reviewed and recommended by the Audit Committee & approved by the Board of Directors at their respective meetings held on 30th May, 2026. The financial results for the quarter ended and Year ended March, 31st 2026 have been audited by the Statutory Auditors of the Company and have issued unmodified report on above financial results.
2. The above is an extract of the detailed format of unaudited standalone and consolidated Quarterly Results filed with the Stock Exchanges under Regulation 33 of the SEBI (Listing and Other Disclosure Requirements) Regulations, 2015. The full format of the unaudited standalone and consolidated Financial Results are available on the Stock Exchange websites, www.nseindia.com and on the company website www.replglobal

For Rudrabhishek Enterprises Limited
Pradeep Misra
Chairman
DIN : 01368739

Place: New Delhi
Date: 30th May, 2026

THE BUSINESS DAILY FOR DAILY BUSINESS

FINANCIAL EXPRESS
Read to Lead

DSJ KEEP LEARNING LIMITED					
(Formerly known as DSJ Communications Limited) CIN : L80100MH1989PLC054329					
Regd. Office: 419-A, Arun Chambers, 4th Floor, Tardeo, Mumbai-400034 Tel: 8976958625 Email id: compliance@dsjkeeplearning.com, Website: dsjkeeplearning.com					
Extract of Statement of Audited Financial Results for the Quarter and Year ended 31st March, 2026 (Rs. in Lakhs except EPS)					
Sr. No.	Particulars	FOR QUARTER ENDED		FOR YEAR ENDED	
		31.03.2026 (Audited)	31.03.2025 (Audited)	31.03.2026 (Audited)	31.03.2025 (Audited)
1	Total income from operations	149.94	330.71	789.00	997.60
2	Net Profit / (Loss) for the period before Tax, Exceptional and/or Extraordinary items	(112.18)	0.38	(123.54)	48.88
3	Net Profit / (Loss) for the period before tax after Exceptional and/or Extraordinary items	(112.18)	0.38	(123.54)	48.88
4	Net Profit / (Loss) for the period after tax (after Exceptional and/or Extraordinary items)	(75.98)	(3.93)	(96.70)	32.88
5	Total Comprehensive Income for the period [Comprising Profit / (Loss) for the period (after tax) and other Comprehensive Income (after tax)]	(75.99)	0.25	(96.71)	36.73
6	Paid-up equity share capital (Face Value of Rs. 1/- each)	1,557.12	1,557.12	1,557.12	1,557.12
7	Reserves (excluding Revaluation Reserves as per Audited Balance Sheet of previous accounting year)	-	-	-	-
8	Earnings Per Share (of Rs. 1/-each) (for continuing and discontinued Operations)- Basic: Diluted:	(0.05) (0.05)	(0.17) (0.17)	(0.06) (0.06)	0.03 0.03

Note:
a) The above is an extract of the detailed format of Quarterly/Annual Financial Results filed with the Stock Exchanges under Regulation 33 of the SEBI (Listing Obligations and Disclosure Requirements) Regulations, 2015. The detailed financial results and this extract were reviewed by the Audit Committee and approved by the Board of Directors in their meeting held on 30th May, 2026. The full format of the Quarterly/Annual Financial Results is available on the website of the Company i.e. dsjkeeplearning.com and on the websites of the Stock Exchanges i.e. BSE Ltd. (www.bseindia.com) and National Stock Exchange of India Ltd. (www.nseindia.com). The same can also be accessed by scanning the QR Code provided below:

For DSJ Keep Learning Limited
Sd/-
Pranav Padode
Managing Director & Chief Executive Officer
DIN:08658387

Place : Mumbai
Date : 30th May, 2026

RAINBOW DENIM LIMITED

CIN: L18101PB1999PLC022452
Email: rainbowdenimlimited@gmail.com, Website: www.rainbowdenim.com
Regd Office: Village Chaudhari, PO Dappar, Chandigarh Amalia National Highway, Punjab
Corp Office: 2nd Floor, SCO 404, Sector-20, Panchkula-134109

Sr. No.	Particulars	Standalone		
		3 months ended 31-03-2026	Year ended 31-03-2026	3 months ended 31-03-2025
		Audited	Audited	Audited
1.	Total income from operation	6993.22	27,211.12	6,690.88
2.	Net Profit / (Loss) for the period (before Tax, Exceptional and/or Extraordinary items)	486.54	2,342.23	866.22
3.	Net Profit / (Loss) for the period before Tax (After Exceptional and/or Extraordinary items)	486.54	2,342.23	866.22
4.	Net Profit / (Loss) for the period after tax (After Exceptional and/or Extraordinary items)	486.54	2,342.23	866.22
5.	Total Comprehensive Income for the period [Comprising Profit / (Loss) for the period (after tax) and Other Comprehensive Income (after tax)]	-	-	-
6.	Equity Share Capital	132.84	132.84	132.84
7.	Reserves & Surplus (excluding Revaluation Reserve)	-	610.98	-
8.	Earning per share (before extraordinary items)(not annualised): (of rs. 10 each) (a) Basic (Rs.) (b) Diluted (Rs.)	3.66 3.66	17.63 17.63	6.52 6.52
9.	Earning per share (after extraordinary items)(not annualised): (of rs. 10 each) (a) Basic (Rs.) (b) Diluted (Rs.)	3.66 3.66	17.63 17.63	6.52 6.52

NOTES :- 1. The above is an extract of the detailed format of Quarterly financial Results filed with the Stock Exchanges under Regulation 33 of the SEBI (Listing and Other Disclosure Requirements) Regulations, 2015. The full format of the financial results are available on the Stock Exchange website (www.bseindia.com) and on the company's website (www.rainbowdenim.com). 2. The above results have been approved by the Board of Directors at their meeting held on 30th Day of May 2026.

For and on behalf of Board
Sunny Garg
Director
DIN NO. 02000004

Place: Panchkula
Date: 30-05-2026

KACHCHH MINERALS LIMITED

CIN: L41001MH1981PLC024282
Reg. Office: Office

Registered Office & Factory:
 Survey No. 302 - 305, Isanpur, Narol - Vatva Road, Ahmedabad - 382405
 Tel. No. : 079-29702983 || CIN : L17100GJ1983PLC028990
 Email Id : aarnavfashions@gmail.com || Website : www.aarnavgroup.com

AUDITED FINANCIAL RESULTS FOR THE QUARTER AND YEAR ENDED ON 31st MARCH, 2026 (Rs. in Lacs Except EPS)

Sr. No.	Particulars	For The Quarter			For The Year	
		ended 31/03/2026 (Audited)	ended 31/12/2025 (Unaudited)	ended 31/03/2025 (Audited)	ended 31/03/2026 (Audited)	ended 31/03/2025 (Audited)
1	Revenue from Operations	13270.46	9874.15	9145.18	46240.44	37908.37
2	Other Income	36.71	8.48	56.75	67.59	95.31
3	Total Income (1+2)	13307.17	9882.63	9201.93	46308.03	38003.68
4	Expenses :					
	(a) Cost of materials consumed	7181.74	5821.07	6495.92	27569.85	27263.73
	(b) Purchases of Stock-in-Trade	1755.04	384.28	255.84	4282.48	435.51
	(c) Changes in inventories of finished goods, work-in-progress and stock	1505.05	1118.59	-441.96	2907.99	(1715.94)
	(d) Employee benefits expense	237.14	219.21	228.11	895.24	872.72
	(e) Finance Costs	246.55	209.69	237.86	943.43	1019.00
	(f) Depreciation and amortization expense	213.73	201.37	233.22	817.48	801.84
	(g) Others Expenses	1709.85	1642.33	2069.82	7578.45	8100.95
	Total expenses (4)	12849.10	9596.54	9078.81	44994.92	36777.81
5	Profit from ordinary activities before exceptional items (3-4)	458.07	286.09	123.12	1313.11	1225.87
6	Exceptional Items	0.00	0.00	0.00	0.00	0.00
7	Profit before tax (5-6)	458.07	286.09	123.12	1313.11	1225.87
8	Less : Tax expense					
	(a) Current tax net of Earlier Year Tax	125.00	115.65	57.00	385.00	370.00
	(b) Short / (Excess) Provision of earlier years	56.32	0.00	14.20	84.97	14.20
	(c) Deferred Tax (credit) / Charge	(46.49)	(15.00)	(46.27)	(91.49)	(82.27)
9	Net Profit for the period (7-8)	323.24	185.44	98.19	934.63	923.94
10	Other Comprehensive Income					
	A. Items that will not be reclassified to profit or loss (Net of Taxes)	75.52	0.00	38.26	75.52	38.26
	B. Items that will be reclassified to profit or loss (Net of Taxes)	0.00	0.00	0.00	0.00	0.00
11	Total Comprehensive Income after Tax (9+10)	398.76	185.44	136.45	1010.15	962.20
12	Paid-up Equity Share Capital (Face value of Rs. 10/- per share)	4223.86	4223.86	4223.86	4223.86	4223.86
13	Other Equity (Excluding Revaluation Reserves)	15434.42		14424.26	15434.42	14424.26
14	Earnings per equity share (not annualised) (in Rs.) (face value Rs. 10 each)					
	(1) Basic	0.77	0.44	0.23	2.21	2.19
	(2) Diluted	0.77	0.44	0.23	2.21	2.19

Notes: (1) The above financial results for the Quarter and Year ended 31st March, 2026 were reviewed and recommended by the Audit Committee and approved by the Board of Directors at their respective meetings held on 30th May, 2026 and Audited by Statutory Auditor of the Company. The Statutory Auditor expressed an unmodified audit opinion. The financial results are being published in accordance with regulation 33 of the SEBI (Listing Obligations and Disclosure Requirements) Regulations, 2015. (2) The financial results have been prepared in accordance with the Companies Act, 2013 and Indian Accounting Standards (Ind AS) as amended prescribed under Section 133 of the Companies Act, 2013 read with relevant rules thereunder and in terms of Regulation 33 of the SEBI (Listing Obligations and Disclosure Requirements) Regulations, 2015 and SEBI Circular dated July 5, 2016. (3) The figures for the 3 months ended on 31st March 2026 and corresponding 3 months ended on 31st March 2025 are balancing figure in respect of the full financial year and the year to date figures upto the third quarter of the respective financial years. (4) The Business activities of the company primarily falls within a single business i.e., Textiles. As such there is no separate reportable segment as per Ind AS 108 "Operating Segments". (5) The Government of India has notified the Code of Social Security, 2020 and the Industrial Relations Code, 2020 along with related rules thereunder. The Company is in the process of assessing the impact of these Codes on Employee Benefits, employment terms and related compliances. Pending evaluation of the full impact and operational implementation of the applicable provisions, no effect has been recognised in the financial statements. (6) Previous periods' years' figures have been regrouped / recasted wherever necessary, to conform to the classification for the quarter and year ended 31st March, 2026.

For, Aarnav Fashions Limited
 Place : Ahmedabad
 Date : 30/05/2026
 Sd/- **Sumit Champalal Agarwal**
 Managing Director - DIN : 00356863

THE BUSINESS DAILY

FOR DAILY BUSINESS

FINANCIAL EXPRESS
 Read to Lead

DSJ KEEP LEARNING LIMITED
 (Formerly known as DSJ Communications Limited)
 CIN : L80100MH1989PLC054329

Regd. Office: 419-A, Arun Chambers, 4th Floor, Tardeo, Mumbai-400034
 Tel: 8976958625 Email id: compliance@dsjkeeplearning.com, Website: dsjkeeplearning.com

Extract of Statement of Audited Financial Results for the Quarter and Year ended 31st March, 2026 (Rs. in Lakhs except EPS)

Sr. No.	Particulars	FOR QUARTER ENDED 31.03.2026 (Audited)	FOR QUARTER ENDED 31.03.2025 (Audited)	FOR YEAR ENDED 31.03.2026 (Audited)	FOR YEAR ENDED 31.03.2025 (Audited)
		1	Total income from operations	149.94	330.71
2	Net Profit / (Loss) for the period before Tax, Exceptional and/or Extraordinary items	(112.18)	0.38	(123.54)	48.88
3	Net Profit / (Loss) for the period before tax after Exceptional and/or Extraordinary items	(112.18)	0.38	(123.54)	48.88
4	Net Profit / (Loss) for the period after tax (after Exceptional and/or Extraordinary items)	(75.98)	(3.93)	(96.70)	32.88
5	Total Comprehensive Income for the period (Comprising Profit / (Loss) for the period (after tax) and other Comprehensive Income (after tax))	(75.99)	0.25	(96.71)	36.73
6	Paid-up equity share capital (Face Value of Re. 1/- each)	1,557.12	1,557.12	1,557.12	1,557.12
7	Reserves (excluding Revaluation Reserves as per Audited Balance Sheet of previous accounting year)	-	-	-	-
8	Earnings Per Share (of Re. 1/-each) (for continuing and discontinued Operations)- Basic:	(0.05)	(0.17)	(0.06)	0.03
	Diluted:	(0.05)	(0.17)	(0.06)	0.03

Notes: a) The above is an extract of the detailed format of Quarterly/Annual Financial Results filed with the Stock Exchanges under Regulation 33 of the SEBI (Listing Obligations and Disclosure Requirements) Regulations, 2015. The detailed financial results and this extract were reviewed by the Audit Committee and approved by the Board of Directors in their meeting held on 30th May, 2026. The full format of the Quarterly/Annual Financial Results is available on the website of the Company i.e. dsjkeeplearning.com and on the websites of the Stock Exchanges i.e. BSE Ltd. (www.bseindia.com) and National Stock Exchange of India Ltd. (www.nseindia.com). The same can also be accessed by scanning the QR Code Provided below:

For DSJ Keep Learning Limited
 Sd/-
Pranav Padode
 Managing Director & Chief Executive Officer
 (DIN:08658387)

Place : Mumbai
 Date : 30th May, 2026

TANDHAN INDUSTRIES LTD.
 (Formerly known as Sanmitra Commercial Limited)
 CIN: L22209MH1985PLC034963

Registered Office: 13, Prem Niwas, 652, Dr. Ambedkar Road, Khar West, Mumbai City, Maharashtra, India, 400052.
 Email Id: sanmitracommercial@gmail.com, Website: www.sanmitracommercial.com

Statement of Standalone and Consolidated Profit and Loss for the Quarter and Year Ended 31st March 2026 (Amount in Lakhs)

Sr. No.	Particulars	STANDALONE					CONSOLIDATED				
		Quarter ended		Year ended			Quarter ended		Year ended		
		31.03.2026 (Audited)	31.12.2025 (Unaudited)	31.03.2025 (Audited)	31.03.2026 (Audited)	31.03.2025 (Audited)	31.03.2026 (Audited)	31.12.2025 (Unaudited)	31.03.2025 (Audited)	31.03.2026 (Audited)	
1	Revenue from operations	-	-	-	-	-	4,573.56	5,111.68	9,685.24	-	-
	Other income	(1.77)	1.03	45.63	13.77	61.03	195.87	128.58	324.45	-	-
	Total revenue	(1.77)	1.03	45.63	13.77	61.03	4,769.43	5,240.26	10,009.69	-	-
2	Expenses										
	Cost of material consumed	-	-	-	-	-	2,512.59	2,330.28	4,842.87	-	-
	Purchases of Stock in Trade	0.00	-	-	4.00	-	637.78	881.34	1,519.12	-	-
	Changes in Inventories of finished goods, Work in progress, And Stock in Trade	4.00	-	-	-	-	(237.80)	333.65	95.85	-	-
	Employee benefits expense	2.84	3.97	2.12	10.81	7.88	250.75	213.37	464.12	-	-
	Finance Cost	-	-	-	-	-	247.26	212.49	459.75	-	-
	Depreciation and amortization expense	-	-	0.01	-	0.04	124.14	77.27	201.41	-	-
	Other expenses	4.78	1.81	2.88	18.22	10.34	568.47	602.16	1,170.63	-	-
	Total expenses	11.63	5.78	5.00	33.03	18.26	4,103.19	4,650.56	8,753.75	-	-
3	Profit/(Loss) from ordinary activities before tax	(13.40)	(4.75)	40.63	(19.26)	42.76	666.24	589.70	1,255.94	-	-
4	Tax expense:										
	(1) Current tax	(0.61)	0.04	(5.93)	(0.57)	(5.93)	(148.63)	(152.37)	(301.00)	-	-
	(2) Deferred Tax	-	-	-	-	0.00	129.19	-	129.19	-	-
5	Profit/(Loss) from ordinary activities after tax	(14.01)	(4.71)	34.71	(19.83)	36.84	646.80	437.33	1,084.13	-	-
6	Other Comprehensive Income (OCI)										
	Item that will not be reclassified to profit or loss Gain/(Loss) on recognised on fair valuation of Financial Assets	(0.17)	(11.60)	(74.24)	(9.10)	(15.86)	10.15	(11.60)	(1.45)	-	-
	Income tax relating to these items	(3.60)	3.01	19.30	(1.28)	4.12	(2.50)	3.01	0.51	-	-
	Total Other Comprehensive Income (OCI)	(3.78)	(8.59)	(54.94)	(10.39)	(11.74)	7.65	(8.59)	(0.94)	-	-
	Profit/(Loss) for the Period	(17.79)	(13.30)	(20.23)	(30.22)	25.10	654.45	428.74	1,083.19	-	-
	Paid up Equity Share Capital (Face Value of Rs. 10 each)	4,977.25	4,977.25	110.00	4,977.25	110.00	4,977.25	4,977.25	4,977.25	-	-
6	Earning Per Share (EPS) (Not annualised)										
	(1) Basic	(0.03)	(0.01)	3.16	(0.09)	3.35	1.30	1.06	4.67	-	-
	(2) Diluted	(0.02)	(0.01)	3.16	(0.07)	3.35	1.30	1.06	4.67	-	-

Notes: 1. The above Standalone and Consolidated Financial Results for the quarter and year ended 31st March 2026 were reviewed by the Audit Committee and recommended to the Board, which was thereafter approved by the Board of Directors of the Company at its meeting held on 30th May 2026. The statutory auditors of the Company have carried out audit of the above financial results for the year for the quarter and year ended 31st March 2026 and have issued an unmodified opinion and review report respectively.

2. The results of the quarter ended 31st March 2026, and 31st March 2025 are balancing figures between audited results in respect of full financial year and published year to date results up to third quarter of relevant financial year and have been subjected to limited review by auditors.

3. During the year, the company successfully acquired 100% of share capital of Tandhan Polyplast Limited by consideration other than cash (i.e., swap of shares) vide Share Purchase and Share Subscription Agreement. As a result, consolidated financial results have been prepared and presented for the current quarter. Since this is the first year in which consolidated financial statements are being reported, comparative figures for prior periods are not available.

4. The company has no separate reportable segment therefore in the context of Ind AS 108, disclosure of segment information is not applicable.

5. Figures for the previous period have been regrouped/ reclassified wherever necessary to conform to current period's classification.

For TANDHAN INDUSTRIES LTD.
 Sd/-
Ankit Jalan
 Managing Director
 DIN- 01835733

Place: Kolkata
 Date: 30-05-2026

RAINBOW DENIM LIMITED
 CIN: L18101PB1999PLC022452

Email: rainbowdenimlimited@gmail.com, Website: www.rainbowdenim.com
 Regd Office: Village Chandohar, PO Deppar, Chandigarh Amable National Highway, Punjab
 Corp Office: 2nd Floor, SCO 404, Sector-20, Panchkula-134109

(Rs. In Lakhs)

Sr. No.	Particulars	Standalone		
		3 months ended 31.03.2026 (Audited)	Year ended 31.03.2026 (Audited)	3 months ended 31-03-2025 (Audited)
1.	Total income from operation	6993.22	27,211.12	6,690.88
2.	Net Profit / (Loss) for the period (before Tax, Exceptional and/or Extraordinary items)	486.54	2,342.23	866.22
3.	Net Profit / (Loss) for the period before Tax (After Exceptional and/or Extraordinary items)	486.54	2,342.23	866.22
4.	Net Profit / (Loss) for the period after tax (After Exceptional and/or Extraordinary items)	486.54	2,342.23	866.22
5.	Total Comprehensive Income for the period (Comprising Profit / (Loss) for the period (after tax) and Other Comprehensive Income (after tax))	-	-	-
6.	Equity Share Capital	132.84	132.84	132.84
7.	Reserves & Surplus (excluding Revaluation Reserve)	-	610.98	-
8.	Earning per share (before extraordinary items)(not annualised); (ofrs. 10 each)	(a) Basic (Rs.) 3.66 (b) Diluted (Rs.) 3.66	17.63 17.63	6.52 6.52
9.	Earning per share (after extraordinary items)(not annualised); (ofrs. 10 each)	(a) Basic (Rs.) 3.66 (b) Diluted (Rs.) 3.66	17.63 17.63	6.52 6.52

NOTES :- 1. The above is an extract of the detailed format of Quarterly financial Results filed with the Stock Exchanges under Regulation 33 of the SEBI (Listing and Other Disclosure Requirements) Regulations, 2015. The full format of the financial results are available on the Stock Exchange website (www.bseindia.com) and on the company's website (www.rainbowdenim.com). 2. The above results have been approved by the Board of Directors at their meeting held on 30th Day of May 2026.

For and on behalf of Board For Rainbow Denim Limited
 Sd/-
Sunny Garg
 Director
 DIN NO. 02000004

Place: Panchkula
 Date: 30-05-2026

AGGARSAIN SPINNERS LIMITED
 CIN: L17297HR1998PLC034043

REGD. OFFICE: 2ND FLOOR, SCO 404, SECTOR-20, PANCHKULA
 Phone- 0172-464466, 464477, Email- aggarsainspinners@gmail.com, website- www.aggarsainspinners.com

Extract of Standalone Audited Financial Results for the quarter and year ended 31st March 2026 (Rs. In Lakhs)

Sr. No.	Particulars	Standalone		
		3 months ended 31.03.2026 (Audited)	Year ended 31-03-2026 (Audited)	3 months ended 31-03-2025 (Audited)
1.	Total income from operation	2611.27	11,149.85	3,812.42
2.	Net Profit / (Loss) for the period (before Tax, Exceptional and/or Extraordinary items)	1.37	80.45	28.40
3.	Net Profit / (Loss) for the period before Tax (after Exceptional and/or Extraordinary items)	1.37	80.45	28.40
4.	Net Profit / (Loss) for the period after tax (after Exceptional and/or Extraordinary items)	7.18	59.34	21.37
5.	Total Comprehensive Income for the period (Comprising Profit / (Loss) for the period (after tax) and Other Comprehensive Income (after tax))	-	-	-
6.	Equity Share Capital	350.34	350.34	350.34
7.	Reserves & Surplus (excluding Revaluation Reserve)	-	531.92	-
8.	Earning per share (before extraordinary items)(not annualised); (ofrs. 10 each)	(a) Basic (Rs.) 0.24 (b) Diluted (Rs.) 0.24	1.69 1.69	0.61 0.61
9.	Earning per share (after extraordinary items)(not annualised); (ofrs. 10 each)	(a) Basic (Rs.) 0.24 (b) Diluted (Rs.) 0.24	1.69 1.69	0.61 0.61

NOTES :- 1. The above is an extract of the detailed format of Quarterly financial Results filed with the Stock Exchanges under Regulation 33 of the SEBI (Listing and Other Disclosure Requirements) Regulations, 2015. The full format of the financial results are available on the Stock Exchange website (www.bseindia.com) and on the company's website (www.aggarsainspinners.com). 2. The above results have been reviewed by the Audit Committee and approved by the Board of Directors at their meeting held on 30-05-2026. 3 QR Code:

For and on behalf of the Board of Directors of Kachchh Minerals Limited
 Sd/-
Sunny Garg
 Managing Director
 DIN NO. 02000004

Place: Panchkula
 Date: 30-05-2026

KACHCHH MINERALS LIMITED
 CIN: L41001MH1981PLC024282

Reg. Office: Office No. 042, Kalpataru Avenue Premises Co-Op Soc Ltd, Akurli Road, Opposite ESIS Hospital, Kandivali East, Mumbai, Kandivali East, Maharashtra, India, 400101
 Email Id: kachhmineral@yahoo.in

STATEMENT OF AUDITED FINANCIAL RESULTS FOR THE QUARTER AND FINANCIAL YEAR ENDED MARCH 31, 2026

The Board of Directors of the Company, at its Meeting held on Saturday, May 30, 2026 have, *inter-alia* approved the audited financial results of the Company, for the quarter and financial year ended March 31, 2026.

The results, along with the Auditor's Report thereon, have been posted on the Company's website at <https://www.kachchhminerals.in> and on the website of the stock exchange where the Company's shares are listed i.e. at www.bseindia.com. Also, it can be accessed by scanning the QR code.

For and on behalf of the Board of Directors of Kachchh Minerals Limited
 Sd/-
Kuldip Bhachandra Vyas
 Chairman & Director
 DIN: 02529838

Place: Mumbai
 Date: May 30, 2026

Note: The above intimation is in accordance with Regulation 33 read with Regulation 47(1) of the SEBI (Listing Obligation & Disclosure Requirements) Regulations, 2015.

RUDRABHISHEK ENTERPRISES LIMITED
 Regd. Office: 820, ANTRIKSHA BHAWAN, K.G.MARG NEW DELHI DL 110001 IN
 CIN: L74899DL1992PLC0

AARNAV FASHIONS LIMITED



Registered Office & Factory:

Survey No. 302-305, Isampur, Narol-Vatva Road, Ahmedabad - 382405
Tel. No. : 079-29702983 || CIN : L17100GJ1983PLC028990
Email Id : aarnavfashions@gmail.com || Website : www.aarnavgroup.com

AUDITED FINANCIAL RESULTS FOR THE QUARTER AND YEAR ENDED ON 31st MARCH, 2026

(Rs. in Lacs except EPS)

Sr. No.	Particulars	For The Quarter			For The Year	
		ended 31/03/2026 (Audited)	ended 31/12/2025 (Unaudited)	ended 31/03/2025 (Audited)	ended 31/03/2026 (Audited)	ended 31/03/2025 (Audited)
Income						
1	Revenue from Operations	13270.46	9874.15	9145.18	46240.44	37908.37
2	Other Income	36.71	8.48	56.75	67.59	95.31
3	Total Income (1+2)	13307.17	9882.63	9201.93	46308.03	38003.68
Expenses :						
(a)	Cost of materials consumed	7181.74	5821.07	6495.92	27569.85	27263.73
(b)	Purchases of Stock-in-Trade	1755.04	384.28	255.84	4282.48	435.51
(c)	Changes in inventories of finished goods, work-in-progress and stock	1505.05	1118.59	-441.96	2907.99	(1715.94)
(d)	Employee benefits expense	237.14	219.21	228.11	895.24	872.72
(e)	Finance Costs	246.55	209.69	237.86	943.43	1019.00
(f)	Depreciation and amortization expense	213.73	201.37	233.22	817.48	801.84
(g)	Others Expenses	1709.85	1642.33	2069.82	7578.45	8100.95
4	Total expenses (4)	12849.10	9596.54	9078.81	44994.92	36777.81
5	Profit from ordinary activities before exceptional items (3-4)	458.07	286.09	123.12	1313.11	1225.87
6	Exceptional items	0.00	0.00	0.00	0.00	0.00
7	Profit before tax (5-6)	458.07	286.09	123.12	1313.11	1225.87
Less : Tax expense						
(a)	Current tax net of Earlier Year Tax	125.00	115.65	57.00	385.00	370.00
(b)	Short / (Excess) Provision of earlier years	56.32	0.00	14.20	84.97	14.20
(c)	Deferred Tax (credit) / Charge	(46.49)	(15.00)	(46.27)	(91.49)	(82.27)
9	Net Profit for the period (7-8)	323.24	165.44	98.19	934.63	923.94
Other Comprehensive Income						
A.	Items that will not be reclassified to profit or loss (Net of Taxes)	75.52	0.00	38.26	75.52	38.26
B.	Items that will be reclassified to profit or loss (Net of Taxes)	0.00	0.00	0.00	0.00	0.00
11	Total Comprehensive Income after Tax (9+10)	398.76	165.44	136.45	1010.15	962.20
12	Paid-up Equity Share capital (Face value of Rs. 10/- per share)	4223.86	4223.86	4223.86	4223.86	4223.86
13	Other Equity (Excluding Revaluation Reserves)	15434.42		14424.26	15434.42	14424.26
14	Earnings per equity share (not annualised) (in Rs.) (face value Rs. 10 each)					
(1) Basic		0.77	0.44	0.23	2.21	2.19
(2) Diluted		0.77	0.44	0.23	2.21	2.19

Notes: (1) The above financial results for the Quarter and Year ended 31st March, 2026 were reviewed and recommended by the Audit Committee and approved by the Board of Directors at their respective meetings held on 30th May, 2026 and Audited by Statutory Auditor of the Company. The Statutory Auditor expressed an un-modified audit opinion. The financial results are being published in accordance with regulation 33 of the SEBI (Listing Obligations and Disclosure Requirements) Regulations, 2015. (2) The financial results have been prepared in accordance with the Companies (Indian Accounting Standards) Rules, 2015 (Ind AS) as amended prescribed under Section 133 of the Companies Act, 2013 read with relevant rules thereunder and in terms of Regulation 33 of the SEBI (Listing Obligations and Disclosure Requirements) Regulations, 2015 and SEBI Circular dated July 5, 2016. (3) The figures for the 3 months ended on 31st March 2026 and corresponding 3 months ended on 31st March 2025 are balancing figure in respect of the full financial year and the year to date figures upto the third quarter of the respective financial years. (4) The Business activities of the company primarily falls within a single business i.e. Textiles. As such there is no separate reportable segment as per Ind AS 108 'Operating Segments'. (5) The Government of India has notified the Code of Social Security, 2020 and the Industrial Relations Code, 2020 along with related rules thereunder. The Company is in the process of assessing the impact of these Codes on Employee Benefits, employment terms and related compliances. Pending evaluation of the full impact and operational implementation of the applicable provisions, no effect has been recognised in the financial statements. (6) Previous periods' years' figures have been regrouped / reclassified wherever necessary, to conform to the classification for the quarter and year ended 31st March, 2026.

For, Aarnav Fashions Limited
Place : Ahmedabad Date : 30/05/2026
Sd/- **Sumit Champaal Agarwal**
Managing Director - DIN : 00356863
Scan QR code for Financial Results

FINANCIAL EXPRESS

THE BUSINESS DAILY

FOR DAILY BUSINESS

Read to Lead

FINANCIAL EXPRESS

DSJ KEEP LEARNING LIMITED					
(Formerly known as DSJ Communications Limited)					
CIN : L80100MH1989PLC054329					
Regd. Office: 419-A, Arun Chambers, 4th Floor, Tardeo, Mumbai-400034					
Tel: 8976958625 Email id: compliance@dsjkeeplearning.com Website: dsjkeeplearning.com					
Extract of Statement of Audited Financial Results for the Quarter and Year ended 31st March, 2026					
Rs. in Lakhs (except EPS)					
Sr. No.	Particulars	FOR QUARTER ENDED 31.03.2026	FOR QUARTER ENDED 31.03.2025	FOR YEAR ENDED 31.03.2026	FOR YEAR ENDED 31.03.2025
		(Audited)	(Audited)	(Audited)	(Audited)
1	Total income from operations	149.94	330.71	789.00	997.60
2	Net Profit / (Loss) for the period before Tax, Exceptional and/or Extraordinary items	(112.18)	0.38	(123.54)	48.88
3	Net Profit / (Loss) for the period before tax after Exceptional and/or Extraordinary items	(112.18)	0.38	(123.54)	48.88
4	Net Profit / (Loss) for the period after tax (after Exceptional and/or Extraordinary items)	(75.98)	(3.93)	(96.70)	32.88
5	Total Comprehensive Income for the period [Comprising Profit / (Loss) for the period (after tax) and other Comprehensive Income (after tax)]	(75.99)	0.25	(96.71)	36.73
6	Paid-up equity share capital (Face Value of Re. 1/- each)	1,557.12	1,557.12	1,557.12	1,557.12
7	Reserves (excluding Revaluation Reserves as per Audited Balance Sheet of previous accounting year)	-	-	-	-
8	Earnings Per Share (of Re. 1/-each) (for continuing and discontinued Operations)- Basic: Diluted:	(0.05) (0.05)	(0.17) (0.17)	(0.06) (0.06)	0.03 0.03

Note:
a) The above is an extract of the detailed format of Quarterly/Annual Financial Results filed with the Stock Exchanges under Regulation 33 of the SEBI (Listing Obligations and Disclosure Requirements) Regulations, 2015. The detailed financial results and this extract were reviewed by the Audit Committee and approved by the Board of Directors in their meeting held on 30th May, 2026. The full format of the Quarterly/Annual Financial Results is available on the website of the Company i.e. dsjkeeplearning.com and on the websites of the Stock Exchanges i.e. BSE Ltd. (www.bseindia.com) and National Stock Exchange of India Ltd. (www.nseindia.com). The same can also be accessed by scanning the QR Code Provided below:

For DSJ Keep Learning Limited
Sd/-
Pranav Padode
Managing Director & Chief Executive Officer
(DIN:08658387)

Place : Mumbai
Date : 30th May, 2026

RAINBOW DENIM LIMITED

CIN: L18101PB1999PLC022452

Email- rainbowdenimlimited@gmail.com, Website- www.rainbowdenim.com
Regd Office: Village Chaudhari, PO Dappar, Chandigarh Amabla National Highway, Punjab
Corp Office: 2nd Floor, SCO 484, Sector-20, Panchkula-134109

Sr. No.	Particulars	Standalone			
		3 months ended 31.03.2026	Year ended 31.03.2026	3 months ended 31.03.2025	
(Rs. In Lakhs)					
		Audited	Audited	Audited	
1.	Total income from operation	6993.22	27,211.12	6,690.88	
2.	Net Profit / (Loss) for the period (before Tax, Exceptional and/or Extraordinary items)	486.54	2,342.23	866.22	
3.	Net Profit / (Loss) for the period before Tax (After Exceptional and/or Extraordinary items)	486.54	2,342.23	866.22	
4.	Net Profit / (Loss) for the period after tax (After Exceptional and/or Extraordinary items)	486.54	2,342.23	866.22	
5.	Total Comprehensive Income for the period [Comprising Profit / (Loss) for the period (after tax) and Other Comprehensive Income (after tax)]	-	-	-	
6.	Equity Share Capital	132.84	132.84	132.84	
7.	Reserves & Surplus (excluding Revaluation Reserve)	-	610.98	-	
8.	Earning per share (before extraordinary items)(not annualised); (of rs. 10 each)	(a) Basic (Rs.) (b) Diluted (Rs.)	3.66 3.66	17.63 17.63	6.52 6.52
9.	Earning per share (after extraordinary items)(not annualised); (of rs. 10 each)	(a) Basic (Rs.) (b) Diluted (Rs.)	3.66 3.66	17.63 17.63	6.52 6.52

NOTES :- 1. The above is an extract of the detailed format of Quarterly financial Results filed with the Stock Exchanges under Regulation 33 of the SEBI (Listing and Other Disclosure Requirements) Regulations, 2015. The full format of the financial results are available on the Stock Exchange website (www.bseindia.com) and on the company's website (www.rainbowdenim.com). 2. The above results have been approved by the Board of Directors at their meeting held on 30th Day of May 2026

For and on behalf of Board
For Rainbow Denim Limited
Sunny Garg
Director
DIN NO. 02000004

Place: Panchkula
Date: 30-05-2026

AGGARSAIN SPINNERS LIMITED

CIN: L17287HR1999PLC034043

REGD. OFFICE: 2ND FLOOR, SCO 404, SECTOR-20, PANCHKULA
Phone- 0172-464666, 4644777, Email- aggarsainspinners@gmail.com, website- www.aggarsainspinners.com

Sr. No.	Particulars	Standalone			
		3 months ended 31.03.2026	Year ended 31.03.2026	3 months ended 31.03.2025	
(Rs. In Lakhs)					
		Audited	Audited	Audited	
1.	Total income from operation	2611.27	11,149.85	3,812.42	
2.	Net Profit / (Loss) for the period (before Tax, Exceptional and/or Extraordinary items)	1.37	80.45	28.40	
3.	Net Profit / (Loss) for the period before Tax (after Exceptional and/or Extraordinary items)	1.37	80.45	28.40	
4.	Net Profit / (Loss) for the period after tax (after Exceptional and/or Extraordinary items)	7.18	59.34	21.37	
5.	Total Comprehensive Income for the period [Comprising Profit / (Loss) for the period (after tax) and Other Comprehensive Income (after tax)]	-	-	-	
6.	Equity Share Capital	350.34	350.34	350.34	
7.	Reserves & Surplus (excluding Revaluation Reserve)	-	631.92	-	
8.	Earning per share (before extraordinary items)(not annualised); (of rs. 10 each)	(a) Basic (Rs.) (b) Diluted (Rs.)	0.24 0.24	1.69 1.69	0.61 0.61
9.	Earning per share (after extraordinary items)(not annualised); (of rs. 10 each)	(a) Basic (Rs.) (b) Diluted (Rs.)	0.24 0.24	1.69 1.69	0.61 0.61

NOTES :- 1. The above is an extract of the detailed format of Quarterly financial Results filed with the Stock Exchanges under Regulation 33 of the SEBI (Listing and Other Disclosure Requirements) Regulations, 2015. The full format of the financial results are available on the Stock Exchange website (www.bseindia.com) and on the company's website (www.aggarsainspinners.com). 2. The above results have been reviewed by the Audit Committee and approved by the Board of Directors at their meeting held on 30-05-2026. 3QR Code:

For and on behalf of the Board of Directors of Kachchh Minerals Limited
Sd/-
Kuldip Bhanchandra Vyas
Chairman & Director
DIN: 02529838

Place: Panchkula
Date: 30-05-2026

TANDHAN INDUSTRIES LTD.

(Formerly known as Sanmitra Commercial Limited)

CIN: L22209MH1985PLC034963

Registered Office: 13, Prem Niwas, 652, Dr. Ambedkar Road, Khar West, Mumbai City, Maharashtra, India, 400052.
Email Id: sanmitracommercial@gmail.com, Website: www.sanmitracommercial.com

Statement of Standalone and Consolidated Profit and Loss for the Quarter and Year Ended 31st March 2026

(Amount in Lakhs)

Sr. No.	Particulars	STANDALONE				CONSOLIDATED			
		Quarter ended		Year ended		Quarter ended		Year ended	
		31.03.2026 (Audited)	31.12.2025 (Unaudited)	31.03.2025 (Audited)	31.03.2026 (Audited)	31.03.2025 (Audited)	31.12.2025 (Unaudited)	31.03.2026 (Audited)	31.03.2025 (Audited)
1	Revenue from operations					4,573.56	5,111.68	9,685.24	
	Other income	(1.77)	1.03	45.63	13.77	61.03	128.58	324.45	
	Total revenue	(1.77)	1.03	45.63	13.77	61.03	4,769.43	5,240.26	10,009.69
2	Expenses								
	Cost of material consumed	-	-	-	-	2,512.59	2,330.28	4,842.87	
	Purchases of Stock in Trade	0.00	-	-	4.00	637.78	881.34	1,519.12	
	Changes in Inventories of finished goods, Work in progress, And Stock in Trade	4.00	-	-	-	(237.80)	333.65	95.85	
	Employee benefits expense	2.84	3.97	2.12	10.81	7.88	250.75	213.37	464.12
	Finance Cost	-	-	-	-	247.26	212.49	459.75	
	Depreciation and amortization expense	-	-	0.01	-	0.04	124.14	77.27	201.41
	Other expenses	4.78	1.81	2.88	18.22	10.34	568.47	602.16	1,170.63
	Total expenses	11.63	5.78	5.00	33.03	18.26	4,103.19	4,650.56	8,753.75
3	Profit/(Loss) from ordinary activities before tax	(13.40)	(4.75)	40.63	(19.26)	42.76	666.24	589.70	1,255.94
4	Tax expense:								
	(1) Current tax	(0.61)	0.04	(5.93)	(0.57)	(5.93)	(148.63)	(152.37)	(301.00)
	(2) Deferred Tax	-	-	-	-	0.00	129.19	-	129.19
5	Profit/(Loss) from ordinary activities after tax	(14.01)	(4.71)	34.71	(19.83)	36.84	646.80	437.33	1,084.13
6	Other Comprehensive Income (OCI)								
	Item that will not be reclassified to profit or loss Gain/(Loss) on recognised on fair valuation of Financial Assets	(0.17)	(11.60)	(74.24)	(9.10)	(15.86)	10.15	(11.60)	(1.45)
	Income tax relating to these items	(3.60)	3.01	19.30	(1.28)	4.12	(2.50)	3.01	0.51
	Total Other Comprehensive Income (OCI)	(3.78)	(8.59)	(54.94)	(10.39)	(11.74)	7.65	(8.59)	(0.94)
	Profit/(Loss) for the Period	(17.79)	(13.30)	(20.23)	(30.22)	25.10	654.45	428.74	1,083.19
	Paid up Equity Share Capital (Face Value of Rs. 10 each)	4,977.25	4,977.25	110.00	4,977.25	110.00	4,977.25	4,977.25	4,977.25
6	Earning Per Share (EPS) (Not annualised)								
	(1) Basic	(0.03)	(0.01)	3.16	(0.09)	3.35	1.30	1.06	4.67
	(2) Diluted	(0.02)	(0.01)	3.16	(0.07)	3.35	1.30	1.06	4.67

Notes:
1. The above Standalone and Consolidated Financial Results for the quarter and year ended 31st March 2026 were reviewed by the Audit Committee and recommended to the Board, which was thereafter approved by the Board of Directors of the Company at its meeting held on 30th May 2026. The statutory auditors of the Company have carried out audit of the above financial results for the year for the quarter and year ended 31st March 2026 and have issued an unmodified opinion and review report respectively.
2. The results of the quarter ended 31st March 2026, and 31st March 2025 are balancing figures between audited results in respect of full financial year and published year to date results up to third quarter of relevant financial year and have been subjected to limited review by auditors.
3. During the year, the company successfully acquired 100% of share capital of Tandhan Polyplast Limited by consideration other than cash (i.e., swap of shares) vide Share Purchase and Share Subscription Agreement. As a result, consolidated financial results have been prepared and presented for the current quarter. Since this is the first year in which consolidated financial statements are being reported, comparative figures for prior periods are not available.
4. The company has no separate reportable segment therefore in the context of Ind AS 108, disclosure of segment information is not applicable.
5. Figures for the previous period have been regrouped/ reclassified wherever necessary to conform to current period's classification.

For TANDHAN INDUSTRIES LTD.
Sd/-
Ankit Jalan
Managing Director
DIN- 01835337

Place: Kolkata
Date: 30-05-2026

KACHCHH MINERALS LIMITED

CIN: L41001MH1981PLC024282

Reg. Office: Office No. 042, Kalpataru Avenue Premises Co-Op Soc Ltd, Akurli Road, Opposite ESIS Hospital, Kandivali East, Mumbai, Kandivali East, Maharashtra, India, 400101
Email Id: kachhmineral@yahoo.in

STATEMENT OF AUDITED FINANCIAL RESULTS FOR THE QUARTER AND FINANCIAL YEAR ENDED MARCH 31, 2026

The Board of Directors of the Company, at its Meeting held on Saturday, May 30, 2026 have, *inter-alia* approved the audited financial results of the Company, for the quarter and financial year ended March 31, 2026.

The results, along with the Auditor's Report thereon, have been posted on the Company's website at <https://www.kachchhminerals.in> and on the website of the stock exchange where the Company's shares are listed i.e. at www.bseindia.com. Also, it can be accessed by scanning the QR code.



AARNAV FASHIONS LIMITED



Registered Office & Factory : Survey No. 302-305, Isanpur, Narol - Vatva Road, Ahmedabad - 382405
Tel. No. : 079-29702983 || CIN : L17100GJ1983PLC028990
Email Id : aarnavfashions@gmail.com || Website : www.aarnavgroup.com

AUDITED FINANCIAL RESULTS FOR THE QUARTER AND YEAR ENDED ON 31st MARCH, 2026

Sr. No.	Particulars	For The Quarter			For The Year	
		ended 31/03/2026 (Audited)	ended 31/12/2025 (Unaudited)	ended 31/03/2025 (Audited)	ended 31/03/2026 (Audited)	ended 31/03/2025 (Audited)
Income						
1	Revenue from Operations	13270.46	9874.15	9145.18	46240.44	37808.37
2	Other Income	36.71	8.48	56.75	67.59	95.31
3	Total Income (1+2)	13307.17	9882.63	9201.93	46308.03	38003.68
Expenses :						
(a)	Cost of materials consumed	7181.74	5821.07	6495.92	27569.85	27263.73
(b)	Purchases of Stock-in-Trade	1755.04	384.28	255.84	4282.48	435.51
(c)	Changes in inventories of finished goods, work-in-progress and stock	1505.05	1118.59	-441.96	2907.99	(1715.94)
(d)	Employee benefits expense	237.14	219.21	228.11	895.24	872.72
(e)	Finance Costs	246.55	209.69	237.86	943.43	1019.00
(f)	Depreciation and amortization expense	213.73	201.37	233.22	817.48	801.84
(g)	Others Expenses	1709.85	1642.33	2069.82	7578.45	8100.95
4	Total expenses (4)	12649.10	9596.54	9078.81	44994.92	36777.81
5	Profit from ordinary activities before exceptional items (3-4)	458.07	286.09	123.12	1313.11	1225.87
6	Exceptional items	0.00	0.00	0.00	0.00	0.00
7	Profit before tax (5-6)	458.07	286.09	123.12	1313.11	1225.87
8	Less - Tax expense					
(a)	Current tax net of Earlier Year Tax	125.00	115.65	57.00	385.00	370.00
(b)	Short / (Excess) Provision of earlier years	56.32	0.00	14.20	84.97	14.20
(c)	Deferred Tax (credit) / Charge	(46.49)	(15.00)	(46.27)	(91.49)	(82.27)
9	Net Profit for the period (7-8)	323.24	185.44	98.19	934.63	923.94
Other Comprehensive Income						
A	Items that will not be reclassified to profit or loss (Net of Taxes)	75.52	0.00	38.26	75.52	38.26
B	Items that will be reclassified to profit or loss (Net of Taxes)	0.00	0.00	0.00	0.00	0.00
11	Total Comprehensive Income after Tax (9+10)	398.76	185.44	136.45	1010.15	962.20
12	Paid-up Equity Share Capital (Face value of Rs.10/- per share)	4223.86	4223.86	4223.86	4223.86	4223.86
13	Other Equity (Excluding Revaluation Reserves)	15434.42		14424.26	15434.42	14424.26
Earnings per equity share (not annualised) (in Rs.) (face value Rs. 10 each)						
(1)	Basic	0.77	0.44	0.23	2.21	2.19
(2)	Diluted	0.77	0.44	0.23	2.21	2.19

Notes: (1) The above financial results for the quarter and year ended 31st March, 2026 were reviewed and recommended by the Audit Committee and approved by the Board of Directors at their respective meetings held on 30th May, 2026 and Audited by Statutory Auditor of the Company. The Statutory Auditor expressed an un-modified audit opinion. The financial results are being published in accordance with regulation 33 of the SEBI (Listing Obligations and Disclosure Requirements) Regulations, 2015. (2) The financial results have been prepared in accordance with the Companies (Indian Accounting Standards) Rules, 2015 (Ind AS) as amended prescribed under Section 133 of the Companies Act, 2013 read with relevant rules thereunder and in terms of Regulation 33 of the SEBI (Listing Obligations and Disclosure Requirements) Regulations, 2015 and SEBI Circular dated July 5, 2016. (3) The figures for the 3 months ended on 31st March 2026 and corresponding 3 months ended on 31st March 2025 are balancing figures in respect of the full financial year and the year to date figures upto the third quarter of the respective financial years. (4) The business activities of the company primarily falls within a single business i.e. Textiles. As such there is no separate reportable segment as per Ind AS 108 'Operating Segments'. (5) The Government of India has notified the Code of Social Security, 2020 and the Industrial Relations Code, 2020 along with related rules thereunder. The Company is in the process of assessing the impact of these Codes on Employee Benefits, employment terms and related compliances. Pending evaluation of the full impact and operational implementation of the applicable provisions, no effect has been recognised in the financial statements. (6) Previous periods' years' figures have been regrouped / reclassified wherever necessary, to conform to the classification for the quarter and year ended 31st March, 2026.

For, Aarnav Fashions Limited
Place : Ahmedabad Date : 30/05/2026
Sd/- **Sumit Chhampal Agarwal**
Managing Director - DIN : 00356863
Scan QR code for Financial Results

THE BUSINESS DAILY

FOR DAILY BUSINESS

FINANCIAL EXPRESS
Read to Lead

DSJ KEEP LEARNING LIMITED

(Formerly known as DSJ Communications Limited)
CIN : L80100MH1989PLC054329
Regd. Office: 419-A, Arun Chambers, 4th Floor, Tardeo, Mumbai-400034
Tel: 8976958625 Email id: compliance@dsjkeeplearning.com, Website: dsjkeeplearning.com
Extract of Statement of Audited Financial Results for the Quarter and Year ended 31st March, 2026

Sr. No.	Particulars	Rs. in Lakhs (except EPS)			
		FOR QUARTER ENDED 31.03.2026 (Audited)	FOR QUARTER ENDED 31.03.2025 (Audited)	FOR YEAR ENDED 31.03.2026 (Audited)	FOR YEAR ENDED 31.03.2025 (Audited)
1	Total income from operations	149.94	330.71	789.00	997.60
2	Net Profit / (Loss) for the period before Tax, Exceptional and/or Extraordinary items	(112.18)	0.38	(123.54)	48.88
3	Net Profit / (Loss) for the period before tax after Exceptional and/or Extraordinary items	(112.18)	0.38	(123.54)	48.88
4	Net Profit / (Loss) for the period after tax (after Exceptional and/or Extraordinary items)	(75.98)	(3.93)	(96.70)	32.88
5	Total Comprehensive Income for the period [Comprising Profit / (Loss) for the period (after tax) and other Comprehensive Income (after tax)]	(75.99)	0.25	(96.71)	36.73
6	Paid-up equity share capital (Face Value of Re. 1/- each)	1,557.12	1,557.12	1,557.12	1,557.12
7	Reserves (excluding Revaluation Reserves as per Audited Balance Sheet of previous accounting year)	-	-	-	-
8	Earnings Per Share (of Re. 1/-each) (for continuing and discontinued Operations)- Basic: Diluted:	(0.05) (0.05)	(0.17) (0.17)	(0.06) (0.06)	0.03 0.03

Note: a) The above is an extract of the detailed format of Quarterly/Annual Financial Results filed with the Stock Exchanges under Regulation 33 of the SEBI (Listing Obligations and Disclosure Requirements) Regulations, 2015. The detailed financial results and this extract were reviewed by the Audit Committee and approved by the Board of Directors in their meeting held on 30th May, 2026. The full format of the Quarterly/Annual Financial Results is available on the website of the Company i.e. dsjkeeplearning.com and on the websites of the Stock Exchanges i.e. BSE Ltd. (www.bseindia.com) and National Stock Exchange of India Ltd. (www.nseindia.com). The same can also be accessed by scanning the QR Code Provided below:

For DSJ Keep Learning Limited
Sd/-
Pranav Padode
Managing Director & Chief Executive Officer
(DIN:08658387)

Place : Mumbai
Date : 30th May, 2026

RAINBOW DENIM LIMITED

CIN: L18101PB1999PLC022452
Email: rainbowdenimlimited@gmail.com, Website: www.rainbowdenim.com
Regd Office: Village Chaudhari, PO Dappar, Chandigarh Amabta National Highway, Punjab
Corp Office: 2nd Floor, SCO 404, Sector-20, Panchkula-134109

Sr. No.	Particulars	Standalone		
		3 months ended 31.03.2026 (Audited)	Year ended 31-03-2026 (Audited)	3 months ended 31-03-2025 (Audited)
1.	Total income from operation	6993.22	27,211.12	6,890.88
2.	Net Profit / (Loss) for the period (before Tax, Exceptional and/or Extraordinary items)	486.54	2,342.23	866.22
3.	Net Profit / (Loss) for the period before Tax (After Exceptional and/or Extraordinary items)	486.54	2,342.23	866.22
4.	Net Profit / (Loss) for the period after tax (After Exceptional and/or Extraordinary items)	486.54	2,342.23	866.22
5.	Total Comprehensive Income for the period [Comprising Profit / (Loss) for the period (after tax) and Other Comprehensive Income (after tax)]	-	-	-
6.	Equity Share Capital	132.84	132.84	132.84
7.	Reserves & Surplus (excluding Revaluation Reserve)	-	610.98	-
8.	Earning per share (before extraordinary items) (not annualised): (of rs. 10 each)	3.66	17.63	6.52
(a)	Basic (Rs.)	3.66	17.63	6.52
(b)	Diluted (Rs.)	3.66	17.63	6.52
9.	Earning per share (after extraordinary items) (not annualised): (of rs. 10 each)	3.66	17.63	6.52
(a)	Basic (Rs.)	3.66	17.63	6.52
(b)	Diluted (Rs.)	3.66	17.63	6.52

NOTES :- 1. The above is an extract of the detailed format of Quarterly financial Results filed with the Stock Exchanges under Regulation 33 of the SEBI (Listing and Other Disclosure Requirements) Regulations, 2015. The full format of the financial results are available on the Stock Exchange website (www.bseindia.com) and on the company's website (www.rainbowdenim.com). 2. The above results have been approved by the Board of Directors at their meeting held on 30th Day of May 2026.

For and on behalf of Board For Rainbow Denim Limited
Sunny Garg
Director
DIN NO. 02000004

Place: Panchkula
Date: 30-05-2026

AGGARSAIN SPINNERS LIMITED

CIN: L17297HR1998PLC034043
REGD. OFFICE: 2ND FLOOR, SCO 404, SECTOR-20, PANCHKULA
Phone- 0172-464468, 464477, Email- aggarsainspinners@gmail.com, website- www.aggarsainspinners.com
Extract of Standalone Audited Financial Results for the quarter and year ended 31st March 2026

Sr. No.	Particulars	Standalone		
		3 months ended 31.03.2026 (Audited)	Year ended 31-03-2026 (Audited)	3 months ended 31-03-2025 (Audited)
1.	Total income from operation	2611.27	11,149.85	3,812.42
2.	Net Profit / (Loss) for the period (before Tax, Exceptional and/or Extraordinary items)	1.37	80.45	28.40
3.	Net Profit / (Loss) for the period before Tax (after Exceptional and/or Extraordinary items)	1.37	80.45	28.40
4.	Net Profit / (Loss) for the period after tax (after Exceptional and/or Extraordinary items)	7.18	59.34	21.37
5.	Total Comprehensive Income for the period [Comprising Profit / (Loss) for the period (after tax) and Other Comprehensive Income (after tax)]	-	-	-
6.	Equity Share Capital	350.34	350.34	350.34
7.	Reserves & Surplus (excluding Revaluation Reserve)	-	531.92	-
8.	Earning per share (before extraordinary items) (not annualised): (of rs. 10 each)	0.24	1.69	0.61
(a)	Basic (Rs.)	0.24	1.69	0.61
(b)	Diluted (Rs.)	0.24	1.69	0.61
9.	Earning per share (after extraordinary items) (not annualised): (of rs. 10 each)	0.24	1.69	0.61
(a)	Basic (Rs.)	0.24	1.69	0.61
(b)	Diluted (Rs.)	0.24	1.69	0.61

NOTES :- 1. The above is an extract of the detailed format of Quarterly financial Results filed with the Stock Exchanges under Regulation 33 of the SEBI (Listing and Other Disclosure Requirements) Regulations, 2015. The full format of the financial results are available on the Stock Exchange website (www.bseindia.com) and on the company's website (www.aggarsainspinners.com). 2. The above results have been reviewed by the Audit Committee and approved by the Board of Directors at their meeting held on 30-05-2026. 3QR Code:

For and on behalf of the Board of Directors of Kachchh Minerals Limited
Sd/-
Kuldip Bhanchandra Vyas
Chairman & Director
DIN: 02529838

Place: Panchkula
Date: 30-05-2026

TANDHAN INDUSTRIES LTD.

(Formerly known as Sanmitra Commercial Limited)
CIN: L22029MH1985PLC034963
Registered Office: 13, Prem Niwas, 652, Dr. Ambedkar Road, Khar West, Mumbai City, Maharashtra, India, 400052.
Email Id: sanmitracommercial@gmail.com, Website: www.sanmitracommercial.com

Statement of Standalone and Consolidated Profit and Loss for the Quarter and Year Ended 31st March 2026

(Amount in Lakhs)

Sr. No.	Particulars	STANDALONE			CONSOLIDATED		
		Quarter ended		Year ended	Quarter ended		Year ended
		31.03.2026 (Audited)	31.12.2025 (Unaudited)	31.03.2025 (Audited)	31.03.2026 (Audited)	31.12.2025 (Unaudited)	31.03.2025 (Audited)
1	Revenue from operations	-	-	-	4,573.56	5,111.68	9,685.24
	Other income	(1.77)	1.03	45.63	13.77	61.03	195.87
	Total revenue	(1.77)	1.03	45.63	13.77	61.03	4,769.43
2	Expenses						
	Cost of material consumed	-	-	-	2,512.59	2,330.28	4,842.87
	Purchases of Stock in Trade	0.00	-	-	637.78	881.34	1,519.12
	Changes in Inventories of finished goods, Work in progress, And Stock in Trade	4.00	-	-	(237.80)	333.65	95.85
	Employee benefits expense	2.84	3.97	2.12	10.81	7.88	250.75
	Finance Cost	-	-	-	247.26	212.49	459.75
	Depreciation and amortization expense	-	-	0.01	0.04	124.14	77.27
	Other expenses	4.78	1.81	2.88	18.22	10.34	568.47
	Total expenses	11.63	5.78	5.00	33.03	18.26	4,103.19
3	Profit/(Loss) from ordinary activities before tax	(13.40)	(4.75)	40.63	(19.26)	42.76	666.24
4	Tax expense:						
(1)	Current tax	(0.61)	0.04	(5.93)	(0.57)	(5.93)	(148.63)
(2)	Deferred Tax	-	-	-	0.00	129.19	-
5	Profit/(Loss) from ordinary activities after tax	(14.01)	(4.71)	34.71	(19.83)	36.84	646.80
6	Other Comprehensive Income (OCI)						
	Item that will not be reclassified to profit or loss Gain/(Loss) on recognised on fair valuation of Financial Assets	(0.17)	(11.60)	(74.24)	(9.10)	(15.86)	10.15
	Income tax relating to these items	(3.60)	3.01	19.30	(1.28)	4.12	(2.50)
	Total Other Comprehensive Income (OCI)	(3.78)	(8.59)	(54.94)	(10.39)	(11.74)	7.65
	Profit/(Loss) for the Period	(17.79)	(13.30)	(20.23)	(30.22)	25.10	654.45
	Paid up Equity Share Capital (Face Value of Rs. 10 each)	4,977.25	4,977.25	110.00	4,977.25	110.00	4,977.25
6	Earning Per Share (EPS) (Not annualised)						
(1)	Basic	(0.03)	(0.01)	3.16	(0.09)	3.35	1.30
(2)	Diluted	(0.02)	(0.01)	3.16	(0.07)	3.35	1.30

Notes:

- The above Standalone and Consolidated Financial Results for the quarter and year ended 31st March 2026 were reviewed by the Audit Committee and recommended to the Board, which was thereafter approved by the Board of Directors of the Company at its meeting held on 30th May 2026. The statutory auditors of the Company have carried out audit of the above financial results for the year for the quarter and year ended 31st March 2026 and have issued an unmodified opinion and review report respectively.
- The results of the quarter ended 31st March 2026, and 31st March 2025 are balancing figures between audited results in respect of full financial year and published year to date results up to third quarter of relevant financial year and have been subjected to limited review by auditors.
- During the year, the company successfully acquired 100% of share capital of Tandhan Polyplast Limited by consideration other than cash (i.e., swap of shares) vide Share Purchase and Share Subscription Agreement. As a result, consolidated financial results have been prepared and presented for the current quarter. Since this is the first year in which consolidated financial statements are being reported, comparative figures for prior periods are not available.
- The company has no separate reportable segment therefore in the context of Ind AS 108, disclosure of segment information is not applicable.
- Figures for the previous period have been regrouped/ reclassified wherever necessary to conform to current period's classification.

For TANDHAN INDUSTRIES LTD.
Sd/-
Ankit Jalan
Managing Director
DIN- 01835733

Place: Kolkata
Date: 30-05-2026

KACHCHH MINERALS LIMITED

CIN: L41001MH1981PLC024282
Reg. Office: Office No. 042, Kalpataru Avenue Premises Co-op Soc Ltd, Akurli Road, Opposite ESIS Hospital, Kandivali East, Mumbai, Kandivali East, Maharashtra, India, 400101
Email Id: kachhmineral@yahoo.in

STATEMENT OF AUDITED FINANCIAL RESULTS FOR THE QUARTER AND FINANCIAL YEAR ENDED MARCH 31, 2026

The Board of Directors of the Company, at its Meeting held on Saturday, May 30, 2026 have, *inter-alia* approved the audited financial results of the Company, for the quarter and financial year ended March 31, 2026.

The results, along with the Auditor's Report thereon, have been posted on the Company's website at <https://www.kachchhminerals.in> and on the website of the stock exchange where the Company's shares are listed i.e. at www.bseindia.com. Also, it can be accessed by scanning the QR code.

For and on behalf of the Board of Directors of Kachchh Minerals Limited
Sd/-
Kuldip Bhanchandra Vyas
Chairman & Director
DIN: 02529838

Place: Mumbai
Date: May 30, 2026

Note: The above intimation is in accordance with Regulation 33 read with Regulation 47(1) of the SEBI (Listing Obligation & Disclosure Requirements) Regulations, 2015.

RUDRABHISHEK ENTERPRISES LIMITED

Regd. Office: 820, ANRIKSHA BHAWAN, K.G. MARG NEW DELHI DL 110001 IN
CIN: L74899DL1992PLC050142
Website: www.repl.global, Email: secretarial@replurbanplanners.com

STATEMENT OF AUDITED STANDALONE AND CONSOLIDATED FINANCIAL RESULTS FOR THE QUARTER & YEAR ENDED 31ST MARCH, 2026

(Rs. In Lakhs)

Sr. No.	Particulars	Standalone			Consolidated		
		Quarter Ended		Year Ended	Quarter Ended		Year Ended
		31-03-2026 (Audited)	31-12-2025 (Unaudited)	31-03-2025 (Audited)	31-03-2026 (Audited)	31-12-2025 (Unaudited)	31-03-2025 (Audited)
1	Total Income from operations	1,501.99	1,847.56	3,317.08	6,967.33	9,700.51	2,087.81
2	Net Profit/(Loss) for the period (before Tax, exceptional and/or Extraordinary items)	(1,604.64)	64.72	310.13	(937.37)	1,929.83	(1,618.03)
3	Net Profit/(Loss) for the period before Tax (after exceptional and/or Extraordinary items)	(1,600.11)	39.79	310.13	(957.77)	1,929.83	(1,619.32)
3	Net Profit/(Loss) for the period after Tax (after exceptional and/or Extraordinary items)	(1,319.04)	11.26	198.26	(852.14)	1,329.55	(1,338.33)
4	Total Comprehensive Income for the period [Comprising Profit/(Loss) for the period (after tax) and Other Comprehensive Income (after tax)]	(1,307.18)	14.87	221.08	(828.33)	1,324.12	

AARNAV FASHIONS LIMITED

Registered Office & Factory :
Survey No. 302-305, Isanpur, Narol - Vatva Road, Ahmedabad - 382405
Tel. No. : 079-29702983 || CIN : L17100GJ1983PLC028990
Email Id : aarnavfashions@gmail.com || Website : www.aarnavgroup.com

AUDITED FINANCIAL RESULTS FOR THE QUARTER AND YEAR ENDED ON 31st MARCH, 2026

(Rs. in Lacs Except EPS)

Sr. No.	Particulars	For The Quarter			For The Year	
		ended 31/03/2026 (Audited)	ended 31/12/2025 (Unaudited)	ended 31/03/2025 (Audited)	ended 31/03/2026 (Audited)	ended 31/03/2025 (Audited)
Income						
1	Revenue from Operations	13270.46	9874.15	9145.18	46240.44	37808.37
2	Other Income	36.71	8.48	56.75	67.59	95.31
3	Total Income (1+2)	13307.17	9882.63	9201.93	46308.03	38003.68
Expenses :						
(a)	Cost of materials consumed	7181.74	5821.07	6495.92	27569.85	27263.73
(b)	Purchases of Stock-in-Trade	1755.04	384.28	255.84	4282.48	435.51
(c)	Changes in inventories of finished goods, work-in-progress and stock	1505.05	1118.59	-441.96	2907.99	(1715.94)
(d)	Employee benefits expense	237.14	219.21	228.11	895.24	872.72
(e)	Finance Costs	246.55	209.69	237.86	943.43	1019.00
(f)	Depreciation and amortization expense	213.73	201.37	233.22	817.48	801.84
(g)	Others Expenses	1709.85	1642.33	2069.82	7578.45	8100.95
	Total expenses (4)	12649.10	9596.54	9078.81	44994.92	36777.81
5	Profit from ordinary activities before exceptional items (3-4)	458.07	286.09	123.12	1313.11	1225.87
6	Exceptional items	0.00	0.00	0.00	0.00	0.00
7	Profit before tax (5-6)	458.07	286.09	123.12	1313.11	1225.87
8	Less - Tax expense					
(a)	Current tax net of Earlier Year Tax	125.00	115.65	57.00	385.00	370.00
(b)	Short / (Excess) Provision of earlier years	56.32	0.00	14.20	84.97	14.20
(c)	Deferred Tax (credit) / Charge	(46.49)	(15.00)	(46.27)	(91.49)	(82.27)
9	Net Profit for the period (7-8)	323.24	185.44	98.19	934.63	923.94
Other Comprehensive Income						
A	Items that will not be reclassified to profit or loss (Net of Taxes)	75.52	0.00	38.26	75.52	38.26
B	Items that will be reclassified to profit or loss (Net of Taxes)	0.00	0.00	0.00	0.00	0.00
11	Total Comprehensive Income after Tax (9+10)	398.76	185.44	136.45	1010.15	962.20
12	Paid-up Equity Share Capital (Face value of Rs.10/- per share)	4223.86	4223.86	4223.86	4223.86	4223.86
13	Other Equity (Excluding Revaluation Reserves)	15434.42		14424.26	15434.42	14424.26
Earnings per equity share (not annualised) (in Rs.) (face value Rs. 10 each)						
(1)	Basic	0.77	0.44	0.23	2.21	2.19
(2)	Diluted	0.77	0.44	0.23	2.21	2.19

Notes: (1) The above financial results for the quarter and year ended 31st March, 2026 were reviewed and recommended by the Audit Committee and approved by the Board of Directors at their respective meetings held on 30th May, 2026 and Audited by Statutory Auditor of the Company. The Statutory Auditor expressed an unmodified audit opinion. The financial results are being published in accordance with regulation 33 of the SEBI (Listing Obligations and Disclosure Requirements) Regulations, 2015. (2) The financial results have been prepared in accordance with the Companies (Indian Accounting Standards) Rules, 2015 (Ind AS) as amended prescribed under Section 133 of the Companies Act, 2013 read with relevant rules thereunder and in terms of Regulation 33 of the SEBI (Listing Obligations and Disclosure Requirements) Regulations, 2015 and SEBI Circular dated July 5, 2016. (3) The figures for the 3 months ended on 31st March 2026 and corresponding 3 months ended on 31st March 2025 are balancing figure in respect of the full financial year and the year-to-date figures upto the third quarter of the respective financial years. (4) The business activities of the company primarily falls within a single business i.e. Textiles. As such there is no separate reportable segment as per Ind AS 108 'Operating Segments'. (5) The Government of India has notified the Code of Social Security, 2020 and the Industrial Relations Code, 2020 along with related rules thereunder. The Company is in the process of assessing the impact of these Codes on Employee Benefits, employment terms and related compliances. Pending evaluation of the full impact and operational implementation of the applicable provisions, no effect has been recognised in the financial statements. (6) Previous periods' years' figures have been regrouped / reclassified wherever necessary, to conform to the classification for the quarter and year ended 31st March, 2026.

For, Aarnav Fashions Limited
Place : Ahmedabad Date : 30/05/2026
Sd/- **Sumit Chhampal Agarwal**
Managing Director - DIN : 00356863

THE BUSINESS DAILY

FOR DAILY BUSINESS

FINANCIAL EXPRESS
Read to Lead

DSJ KEEP LEARNING LIMITED

(Formerly known as DSJ Communications Limited)
CIN : L80100MH1989PLC054329
Regd. Office: 419-A, Arun Chambers, 4th Floor, Tardeo, Mumbai-400034
Tel: 8976958625 Email id: compliance@dsjkeeplearning.com, Website: dsjkeeplearning.com

Extract of Statement of Audited Financial Results for the Quarter and Year ended 31st March, 2026

(Rs. in Lakhs except EPS)

Sr. No.	Particulars	FOR QUARTER ENDED 31.03.2026 (Audited)	FOR QUARTER ENDED 31.03.2025 (Audited)	FOR YEAR ENDED 31.03.2026 (Audited)	FOR YEAR ENDED 31.03.2025 (Audited)
		1	Total income from operations	149.94	330.71
2	Net Profit / (Loss) for the period before Tax, Exceptional and/or Extraordinary items	(112.18)	0.38	(123.54)	48.88
3	Net Profit / (Loss) for the period before tax after Exceptional and/or Extraordinary items	(112.18)	0.38	(123.54)	48.88
4	Net Profit / (Loss) for the period after tax (after Exceptional and/or Extraordinary items)	(75.98)	(3.93)	(96.70)	32.88
5	Total Comprehensive Income for the period [Comprising Profit / (Loss) for the period (after tax) and other Comprehensive Income (after tax)]	(75.99)	0.25	(96.71)	36.73
6	Paid-up equity share capital (Face Value of Re. 1/- each)	1,557.12	1,557.12	1,557.12	1,557.12
7	Reserves (excluding Revaluation Reserves as per Audited Balance Sheet of previous accounting year)	-	-	-	-
8	Earnings Per Share (of Re. 1/-each) (for continuing and discontinued Operations)- Basic: Diluted:	(0.05) (0.05)	(0.17) (0.17)	(0.06) (0.06)	0.03 0.03

Note: a) The above is an extract of the detailed format of Quarterly/Annual Financial Results filed with the Stock Exchanges under Regulation 33 of the SEBI (Listing Obligations and Disclosure Requirements) Regulations, 2015. The detailed financial results and this extract were reviewed by the Audit Committee and approved by the Board of Directors in their meeting held on 30th May, 2026. The full format of the Quarterly/Annual Financial Results is available on the website of the Company i.e. dsjkeeplearning.com and on the websites of the Stock Exchanges i.e. BSE Ltd. (www.bseindia.com) and National Stock Exchange of India Ltd. (www.nseindia.com). The same can also be accessed by scanning the QR Code Provided below:

For DSJ Keep Learning Limited
Sd/-
Pranav Padode
Managing Director & Chief Executive Officer
(DIN:08658387)

Place : Mumbai
Date : 30th May, 2026

TANDHAN INDUSTRIES LTD.

(Formerly known as Sanmitra Commercial Limited)
CIN: L2209MH1985PLC034963
Registered Office: 13, Prem Niwas, 652, Dr. Ambedkar Road, Khar West, Mumbai City, Maharashtra, India, 400052.
Email Id: sanmitracommercial@gmail.com, Website: www.sanmitracommercial.com

Statement of Standalone and Consolidated Profit and Loss for the Quarter and Year Ended 31st March 2026

(Amount in Lakhs)

Sr. No.	Particulars	STANDALONE				CONSOLIDATED			
		Quarter ended		Year ended		Quarter ended		Year ended	
		31.03.2026 (Audited)	31.12.2025 (Unaudited)	31.03.2025 (Audited)	31.03.2026 (Audited)	31.03.2025 (Unaudited)	31.03.2026 (Audited)	31.03.2025 (Unaudited)	
1	Revenue from operations	-	-	-	-	4,573.56	5,111.68	9,685.24	
	Other income	(1.77)	1.03	45.63	13.77	61.03	195.87	324.45	
	Total revenue	(1.77)	1.03	45.63	13.77	61.03	4,769.43	10,009.69	
2 Expenses									
	Cost of material consumed	-	-	-	-	2,512.59	2,330.28	4,842.87	
	Purchases of Stock in Trade	0.00	-	-	4.00	-	637.78	881.34	
	Changes in Inventories of finished goods, Work in progress, And Stock in Trade	4.00	-	-	-	(237.80)	333.65	95.85	
	Employee benefits expense	2.84	3.97	2.12	10.81	7.88	250.75	213.37	
	Finance Cost	-	-	-	-	247.26	212.49	459.75	
	Depreciation and amortization expense	-	-	0.01	-	0.04	124.14	77.27	
	Other expenses	4.78	1.81	2.88	18.22	10.34	568.47	602.16	
	Total expenses	11.63	5.78	5.00	33.03	18.26	4,103.19	4,650.56	
3	Profit/(Loss) from ordinary activities before tax	(13.40)	(4.75)	40.63	(19.26)	42.76	666.24	589.70	
4	Tax expense:								
(1)	Current tax	(0.61)	0.04	(5.93)	(0.57)	(5.93)	(148.63)	(152.37)	
(2)	Deferred Tax	-	-	-	0.00	129.19	-	129.19	
5	Profit/(Loss) from ordinary activities after tax	(14.01)	(4.71)	34.71	(19.83)	36.84	646.80	437.33	
6	Other Comprehensive Income (OCI)								
	Item that will not be reclassified to profit or loss Gain/(Loss) on recognised on fair valuation of Financial Assets	(0.17)	(11.60)	(74.24)	(9.10)	(15.86)	10.15	(11.60)	
	Income tax relating to these items	(3.60)	3.01	19.30	(1.28)	4.12	(2.50)	3.01	
	Total Other Comprehensive Income (OCI)	(3.78)	(8.59)	(54.94)	(10.39)	(11.74)	7.65	(8.59)	
	Profit/(Loss) for the Period	(17.79)	(13.30)	(20.23)	(30.22)	25.10	654.45	428.74	
	Paid up Equity Share Capital (Face Value of Rs. 10 each)	4,977.25	4,977.25	110.00	4,977.25	110.00	4,977.25	4,977.25	
6	Earning Per Share (EPS) (Not annualised)								
(1)	Basic	(0.03)	(0.01)	3.16	(0.09)	3.35	1.30	1.06	
(2)	Diluted	(0.02)	(0.01)	3.16	(0.07)	3.35	1.30	1.06	

Notes: 1. The above Standalone and Consolidated Financial Results for the quarter and year ended 31st March 2026 were reviewed by the Audit Committee and recommended to the Board, which was thereafter approved by the Board of Directors of the Company at its meeting held on 30th May 2026. The statutory auditors of the Company have carried out audit of the above financial results for the year for the quarter and year ended 31st March 2026 and have issued an unmodified opinion and review report respectively.
2. The results of the quarter ended 31st March 2026, and 31st March 2025 are balancing figures between audited results in respect of full financial year and published year to date results up to third quarter of relevant financial year and have been subjected to limited review by auditors.
3. During the year, the company successfully acquired 100% of share capital of Tandhan Polyplast Limited by consideration other than cash (i.e., swap of shares) vide Share Purchase and Share Subscription Agreement. As a result, consolidated financial results have been prepared and presented for the current quarter. Since this is the first year in which consolidated financial statements are being reported, comparative figures for prior periods are not available.
4. The company has no separate reportable segment therefore in the context of Ind AS 108, disclosure of segment information is not applicable.
5. Figures for the previous period have been regrouped/ reclassified wherever necessary to conform to current period's classification.

For TANDHAN INDUSTRIES LTD.
Sd/-
Ankit Jalan
Managing Director
DIN- 01835733

Place: Kolkata
Date: 30-05-2026

RAINBOW DENIM LIMITED

CIN: L18101PB1999PLC022452
Email: rainbowdenimlimited@gmail.com, Website: www.rainbowdenim.com
Regd Office: Village Chaudhndi, PO Dappar, Chandigarh Amabta National Highway, Punjab
Corp Office: 2nd Floor, SCO 404, Sector-20, Panchkula-134109

(Rs. In Lakhs)

Sr. No.	Particulars	Standalone			
		3 months ended 31.03-2026 (Audited)	Year ended 31-03-2026 (Audited)	3 months ended 31-03-2025 (Audited)	
1.	Total income from operation	6993.22	27,211.12	6,890.88	
2.	Net Profit / (Loss) for the period (before Tax, Exceptional and/or Extraordinary items)	486.54	2,342.23	866.22	
3.	Net Profit / (Loss) for the period before Tax (After Exceptional and/or Extraordinary items)	486.54	2,342.23	866.22	
4.	Net Profit / (Loss) for the period after tax (After Exceptional and/or Extraordinary items)	486.54	2,342.23	866.22	
5.	Total Comprehensive Income for the period [Comprising Profit / (Loss) for the period (after tax) and Other Comprehensive Income (after tax)]	-	-	-	
6.	Equity Share Capital	132.84	132.84	132.84	
7.	Reserves & Surplus (excluding Revaluation Reserve)	-	610.98	-	
8.	Earning per share (before extraordinary items)(not annualised): (of rs. 10 each)	(a) Basic (Rs.) (b) Diluted (Rs.)	3.66 3.66	17.63 17.63	6.52 6.52
9.	Earning per share (after extraordinary items)(not annualised): (of rs. 10 each)	(a) Basic (Rs.) (b) Diluted (Rs.)	3.66 3.66	17.63 17.63	6.52 6.52

NOTES :- 1. The above is an extract of the detailed format of Quarterly financial Results filed with the Stock Exchanges under Regulation 33 of the SEBI (Listing and Other Disclosure Requirements) Regulations, 2015. The full format of the financial results are available on the Stock Exchange website (www.bseindia.com) and on the company's website (www.rainbowdenim.com). 2. The above results have been approved by the Board of Directors at their meeting held on 30th Day of May 2026.

For and on behalf of Board
For Rainbow Denim Limited
Sunny Garg
Director
DIN NO. 02000004

Place: Panchkula
Date: 30-05-2026

AGGARSAIN SPINNERS LIMITED

CIN: L17297HR1998PLC034043
REGD. OFFICE: 2ND FLOOR, SCO 404, SECTOR-20, PANCHKULA
Phone- 0172-464468, 464477, Email- aggarsainspinners@gmail.com, website- www.aggarsainspinners.com

Extract of Standalone Audited Financial Results for the quarter and year ended 31st March 2026

(Rs. In Lakhs)

Sr. No.	Particulars	Standalone			
		3 months ended 31.03-2026 (Audited)	Year ended 31-03-2026 (Audited)	3 months ended 31-03-2025 (Audited)	
1.	Total income from operation	2611.27	11,149.85	3,812.42	
2.	Net Profit / (Loss) for the period (before Tax, Exceptional and/or Extraordinary items)	1.37	80.45	28.40	
3.	Net Profit / (Loss) for the period before Tax (after Exceptional and/or Extraordinary items)	1.37	80.45	28.40	
4.	Net Profit / (Loss) for the period after tax (after Exceptional and/or Extraordinary items)	7.18	59.34	21.37	
5.	Total Comprehensive Income for the period [Comprising Profit / (Loss) for the period (after tax) and Other Comprehensive Income (after tax)]	-	-	-	
6.	Equity Share Capital	350.34	350.34	350.34	
7.	Reserves & Surplus (excluding Revaluation Reserve)	-	531.92	-	
8.	Earning per share (before extraordinary items)(not annualised): (of rs. 10 each)	(a) Basic (Rs.) (b) Diluted (Rs.)	0.24 0.24	1.69 1.69	0.61 0.61
9.	Earning per share (after extraordinary items)(not annualised): (of rs. 10 each)	(a) Basic (Rs.) (b) Diluted (Rs.)	0.24 0.24	1.69 1.69	0.61 0.61

NOTES :- 1. The above is an extract of the detailed format of Quarterly financial Results filed with the Stock Exchanges under Regulation 33 of the SEBI (Listing and Other Disclosure Requirements) Regulations, 2015. The full format of the financial results are available on the Stock Exchange website (www.bseindia.com) and on the company's website (www.aggarsainspinners.com). 2. The above results have been reviewed by the Audit Committee and approved by the Board of Directors at their meeting held on 30-05-2026. 3QR Code:

For and on behalf of the Board of Directors of Kachchh Minerals Limited
Sd/-
Kuldip Bhachandra Vyas
Chairman & Director
DIN: 02529838

Place: Panchkula
Date: 30-05-2026

KACHCHH MINERALS LIMITED

CIN: L41001MH1981PLC024282
Reg. Office: Office No. 042, Kalpataru Mumbai Premises Co-op Soc Ltd, Akurli Road, Opposite ESIS Hospital, Kandivali East, Mumbai, Kandivali East, Maharashtra, India, 400101
Email Id: kachhmineral@yahoo.in

STATEMENT OF AUDITED FINANCIAL RESULTS FOR THE QUARTER AND FINANCIAL YEAR ENDED MARCH 31, 2026

The Board of Directors of the Company, at its Meeting held on Saturday, May 30, 2026 have, *inter-alia* approved the audited financial results of the Company, for the quarter and financial year ended March 31, 2026.

The results, along with the Auditor's Report thereon, have been posted on the Company's website at <https://www.kachchhminerals.in> and on the website of the stock exchange where the Company's shares are listed i.e. at www.bseindia.com. Also, it can be accessed by scanning the QR code.

For and on behalf of the Board of Directors of Kachchh Minerals Limited
Sd/-
Kuldip Bhachandra Vyas
Chairman & Director
DIN: 02529838

Place: Mumbai
Date: May 30, 2026

Note: The above intimation is in accordance with Regulation 33 read with Regulation 47(1) of the SEBI (Listing Obligation & Disclosure Requirements) Regulations, 2015.

RUDRABHISHEK ENTERPRISES LIMITED

Regd. Office: 820, ANRIKSHA BHAWAN, K.G.MARG NEW DELHI DL 110001 IN
CIN: L74899DL1992PLC050142
Website: www.repl.global, Email: secretarial@replurbanplanners.com

STATEMENT OF AUDITED STANDALONE AND CONSOLIDATED FINANCIAL RESULTS FOR THE QUARTER & YEAR ENDED 31ST MARCH, 2026

(Rs. In Lakhs)

Sr. No.	Particulars	Standalone				Consolidated					
		Quarter Ended		Year Ended		Quarter Ended		Year Ended			
		31-03-2026 (Audited)	31-12-2025 (Unaudited)	31-03-2025 (Audited)	31-03-2026 (Audited)	31-03-2025 (Unaudited)	31-03-2026 (Audited)	31-03-2025 (Unaudited)			
1	Total Income from operations	1,501.99	1,847.56	3,317.08	6,967.33	9,700.51	2,087.81	2,110.71	3,668.21	8,330.95	10,796.53
2	Net Profit/(Loss) for the period (before Tax, exceptional and/or Extraordinary items)	(1,604.64)	64.72	310.13	(937.37)	1,929.83	(1,618.03)	(47.86)	277.90	(1,165.70)	1,966.90
3	Net Profit/(Loss) for the period before Tax (after exceptional and/or Extraordinary items)	(1,600.11)	39.79	310.13	(957.77)	1,929.83	(1,619.32)	(84.16)	277.90	(1,203.29)	1,966.90
3	Net Profit/(Loss) for the period after Tax (after exceptional and/or Extraordinary items)	(1,319.04)	11.26	198.26	(852.14)	1,329.55	(1,338.33)	(137.66)	172.77	(1,132.89)	1,353.06
4	Total Comprehensive Income for the period [Comprising Profit/(Loss) for the period (after tax) and Other Comprehensive Income (after tax)]	(1,307.18)	14.87								

AARNAV FASHIONS LIMITED						
Registered Office & Factory:						
Survey No. 302 - 305, Isanpur, Nari - Vatva Road, Ahmedabad - 382405						
Tel. No. : 079-29702983 CIN : L17100GJ1983PLC028990						
Email Id : aarnavfashions@gmail.com Website : www.aarnavgroup.com						
AUDITED FINANCIAL RESULTS FOR THE QUARTER AND YEAR ENDED ON 31st MARCH, 2026 (Rs. in Lacs Except EPS)						
Sr. No.	Particulars	For The Quarter			For The Year	
		ended 31/03/2026 (Audited)	ended 31/12/2025 (Unaudited)	ended 31/03/2025 (Audited)	ended 31/03/2026 (Audited)	ended 31/03/2025 (Audited)
1	Revenue from Operations	13270.46	9874.15	9145.18	46240.44	37908.37
2	Other Income	36.71	8.48	56.75	67.59	95.31
3	Total Income (1+2)	13307.17	9882.63	9201.93	46308.03	38003.68
4	Expenses :					
(a)	Cost of materials consumed	7181.74	5821.07	6495.92	27569.85	27263.73
(b)	Purchases of Stock-in-Trade	1755.04	384.28	255.84	4282.48	435.51
(c)	Changes in inventories of finished goods, work-in-progress and stock	1505.05	1118.59	-441.96	2907.99	(1715.94)
(d)	Employee benefits expense	237.14	219.21	228.11	895.24	872.72
(e)	Finance Costs	246.55	209.69	237.86	943.43	1019.00
(f)	Depreciation and amortization expense	213.73	201.37	233.22	817.48	801.84
(g)	Others Expenses	1709.85	1642.33	2069.82	7578.45	8100.95
10	Total expenses (4)	12849.10	9596.54	9078.81	44994.92	36777.81
5	Profit from ordinary activities before exceptional items (3-4)	458.07	286.09	123.12	1133.11	1225.87
6	Exceptional Items	0.00	0.00	0.00	0.00	0.00
7	Profit before tax (5-6)	458.07	286.09	123.12	1133.11	1225.87
8	Less : Tax expense					
(a)	Current tax net of Earlier Year Tax	125.00	115.65	57.00	385.00	370.00
(b)	Short / (Excess) Provision of earlier years	56.32	0.00	14.20	84.97	14.20
(c)	Deferred Tax (credit) / Charge	(46.49)	(15.00)	(46.27)	(91.49)	(82.27)
9	Net Profit for the period (7-8)	323.24	185.44	98.19	934.63	923.94
10	Other Comprehensive Income					
A.	Items that will not be reclassified to profit or loss (Net of Taxes)	75.52	0.00	38.26	75.52	38.26
B.	Items that will be reclassified to profit or loss (Net of Taxes)	0.00	0.00	0.00	0.00	0.00
11	Total Comprehensive Income after Tax (9+10)	398.76	185.44	136.45	1010.15	962.20
12	Paid-up Equity Share Capital (Face value of Rs.10/- per share)	4223.86	4223.86	4223.86	4223.86	4223.86
13	Other Equity (Excluding Revaluation Reserves)	15434.42	14424.26	15434.42	14424.26	14424.26
14	Earnings per equity share (not annualised) (in Rs.) (face value Rs. 10 each)					
(1)	Basic	0.77	0.44	0.23	2.21	2.19
(2)	Diluted	0.77	0.44	0.23	2.21	2.19

Notes: (1) The above financial results for the Quarter and Year ended 31st March, 2026 were reviewed and recommended by the Audit Committee and approved by the Board of Directors at their respective meetings held on 30th May, 2026 and Audited by Statutory Auditor of the Company. The Statutory Auditor expressed an un-modified audit opinion. The financial results are being published in accordance with regulation 33 of the SEBI (Listing Obligations and Disclosure Requirements) Regulations, 2015. (2) The financial results have been prepared in accordance with the Companies (Indian Accounting Standards) Rules, 2015 (Ind AS) as amended prescribed under Section 133 of the Companies Act, 2013 read with relevant rules thereunder and in terms of Regulation 33 of the SEBI (Listing Obligations and Disclosure Requirements) Regulations, 2015 and SEBI Circular dated July 5, 2016. (3) The figures for the 3 months ended on 31st March 2026 and corresponding 3 months ended on 31st March 2025 are balancing figures in respect of the full financial year and the year to date figures upto the third quarter of the respective financial years. (4) The Business activities of the company primarily falls within a single business i.e. Textiles. As such there is no separate reportable segment as per Ind AS 108 "Operating Segments". (5) The Government of India has notified the Code of Social Security, 2020 and the Industrial Relations Code, 2020 along with related rules thereunder. The Company is in the process of assessing the impact of these Codes on Employee Benefits, employment terms and related compliances. Pending evaluation of the full impact and operational implementation of the applicable provisions, no effect has been recognised in the financial statements. (6) Previous periods' years' figures have been regrouped / recasted wherever necessary, to conform to the classification for the quarter and year ended 31st March, 2026.

Place : Ahmedabad
Date : 30/05/2026

For, Aarnav Fashions Limited
Sd/-
Sumit Champalal Agarwal
Managing Director - DIN : 00356863

Scan QR code for Financial Results

THE BUSINESS DAILY

FOR DAILY BUSINESS

FINANCIAL EXPRESS

Read to Lead

DSJ KEEP LEARNING LIMITED					
(Formerly known as DSJ Communications Limited)					
CIN : L80100MH1989PLC054329					
Regd. Office: 419-A, Arun Chambers, 4th Floor, Tardeo, Mumbai-400034					
Tel: 8976958625 Email id: compliance@dsjkeeplearning.com, Website: dsjkeeplearning.com					
Extract of Statement of Audited Financial Results for the Quarter and Year ended 31st March, 2026 (Rs. in Lakhs except EPS)					
Sr. No.	Particulars	FOR QUARTER ENDED 31.03.2026 (Audited)		FOR QUARTER ENDED 31.03.2025 (Audited)	
		2026	2025	2026	2025
1	Total income from operations	149.94	330.71	789.00	997.60
2	Net Profit / (Loss) for the period before Tax, Exceptional and/or Extraordinary items	(112.18)	0.38	(123.54)	48.88
3	Net Profit / (Loss) for the period before tax after Exceptional and/or Extraordinary items	(112.18)	0.38	(123.54)	48.88
4	Net Profit / (Loss) for the period after tax (after Exceptional and/or Extraordinary items)	(75.98)	(3.53)	(96.70)	32.88
5	Total Comprehensive Income for the period [Comprising Profit / (Loss) for the period (after tax) and other Comprehensive Income (after tax)]	(75.99)	0.25	(96.71)	36.73
6	Paid-up equity share capital (Face Value of Re. 1/- each)	1,557.12	1,557.12	1,557.12	1,557.12
7	Reserves (excluding Revaluation Reserves as per Audited Balance Sheet of previous accounting year)	-	-	-	-
8	Earnings Per Share (of Re. 1/-each) (for continuing and discontinued Operations)- Basic:	(0.05)	(0.17)	(0.06)	0.03
	Diluted:	(0.05)	(0.17)	(0.06)	0.03

Note: a) The above is an extract of the detailed format of Quarterly/Annual Financial Results filed with the Stock Exchanges under Regulation 33 of the SEBI (Listing Obligations and Disclosure Requirements) Regulations, 2015. The detailed financial results and this extract were reviewed by the Audit Committee and approved by the Board of Directors in their meeting held on 30th May, 2026. The full format of the Quarterly/Annual Financial Results is available on the website of the Company i.e. dsjkeeplearning.com and on the websites of the Stock Exchanges i.e. BSE Ltd. (www.bseindia.com) and National Stock Exchange of India Ltd. (www.nseindia.com). The same can also be accessed by scanning the QR Code Provided below:

For DSJ Keep Learning Limited
Sd/-
Pranav Padode
Managing Director & Chief Executive Officer
(DIN:08658387)

Place : Mumbai
Date : 30th May, 2026

RAINBOW DENIM LIMITED					
CIN: L18101PB1989PLC022452					
Email: rainbowdenimlimited@gmail.com, Website: www.rainbowdenim.com					
Regd Office: Village Chamundhi, PO Depper, Chandigarh Amabla National Highway, Punjab					
Corp Office: 2nd Floor, SCO 404, Sector-20, Panchkula-134109					
(Rs. In Lakhs)					
Sr. No.	Particulars	Standalone		Consolidated	
		3 months ended 31.03.2026 (Audited)	Year ended 31.03.2026 (Audited)	3 months ended 31.03.2025 (Audited)	Year ended 31.03.2025 (Audited)
1.	Total income from operation	6993.22	27,211.12	6,690.88	27,211.12
2.	Net Profit / (Loss) for the period (before Tax, Exceptional and/or Extraordinary items)	486.54	2,342.23	866.22	2,342.23
3.	Net Profit / (Loss) for the period before Tax (After Exceptional and/or Extraordinary items)	486.54	2,342.23	866.22	2,342.23
4.	Net Profit / (Loss) for the period after tax (After Exceptional and/or Extraordinary items)	486.54	2,342.23	866.22	2,342.23
5.	Total Comprehensive Income for the period [Comprising Profit / (Loss) for the period (after tax) and Other Comprehensive Income (after tax)]	-	-	-	-
6.	Equity Share Capital	132.84	132.84	132.84	132.84
7.	Reserves & Surplus (excluding Revaluation Reserve)	-	610.98	-	610.98
8.	Earning per share (before extraordinary items) (not annualised); (of rs. 10 each)	3.66	17.63	6.52	17.63
(a)	Basic (Rs.)	3.66	17.63	6.52	17.63
(b)	Diluted (Rs.)	3.66	17.63	6.52	17.63
9.	Earning per share (after extraordinary items) (not annualised); (of rs. 10 each)	3.66	17.63	6.52	17.63
(a)	Basic (Rs.)	3.66	17.63	6.52	17.63
(b)	Diluted (Rs.)	3.66	17.63	6.52	17.63

NOTES :- 1. The above is an extract of the detailed format of Quarterly financial Results filed with the Stock Exchanges under Regulation 33 of the SEBI (Listing and Other Disclosure Requirements) Regulations, 2015. The full format of the financial results are available on the Stock Exchange website (www.bseindia.com) and on the company's website (www.rainbowdenim.com). 2. The above results have been approved by the Board of Directors at their meeting held on 30th May 2026.

For and on behalf of Board
Sunny Garg
Director
DIN NO. 02000004

Place: Panchkula
Date: 30-05-2026

AGGARSAIN SPINNERS LIMITED					
CIN: L17297HR1989PLC034043					
REGD. OFFICE: 2ND FLOOR, SCO 404, SECTOR-20, PANCHKULA					
Phone: 0172-644066, 464477, Email: aggarsainspinners@gmail.com, website: www.aggarsainspinners.com					
Extract of Standalone Audited Financial Results for the quarter and year ended 31st March 2026 (Rs. In Lakhs)					
Sr. No.	Particulars	Standalone		Consolidated	
		3 months ended 31.03.2026 (Audited)	Year ended 31.03.2026 (Audited)	3 months ended 31.03.2025 (Audited)	Year ended 31.03.2025 (Audited)
1.	Total income from operation	2611.27	11,149.85	3,812.42	11,149.85
2.	Net Profit / (Loss) for the period (before Tax, Exceptional and/or Extraordinary items)	1.37	80.45	28.40	80.45
3.	Net Profit / (Loss) for the period before Tax (after Exceptional and/or Extraordinary items)	1.37	80.45	28.40	80.45
4.	Net Profit / (Loss) for the period after tax (after Exceptional and/or Extraordinary items)	7.18	59.34	21.37	59.34
5.	Total Comprehensive Income for the period [Comprising Profit / (Loss) for the period (after tax) and Other Comprehensive Income (after tax)]	-	-	-	-
6.	Equity Share Capital	350.34	350.34	350.34	350.34
7.	Reserves & Surplus (excluding Revaluation Reserve)	-	531.92	-	531.92
8.	Earning per share (before extraordinary items) (not annualised); (of rs. 10 each)	0.24	1.69	0.61	1.69
(a)	Basic (Rs.)	0.24	1.69	0.61	1.69
(b)	Diluted (Rs.)	0.24	1.69	0.61	1.69
9.	Earning per share (after extraordinary items) (not annualised); (of rs. 10 each)	0.24	1.69	0.61	1.69
(a)	Basic (Rs.)	0.24	1.69	0.61	1.69
(b)	Diluted (Rs.)	0.24	1.69	0.61	1.69

NOTES :- 1. The above is an extract of the detailed format of Quarterly financial Results filed with the Stock Exchanges under Regulation 33 of the SEBI (Listing and Other Disclosure Requirements) Regulations, 2015. The full format of the financial results are available on the Stock Exchange website (www.bseindia.com) and on the company's website (www.aggarsainspinners.com). 2. The above results have been reviewed by the Audit Committee and approved by the Board of Directors at their meeting held on 30-05-2026. 3. QR Code:

For and on behalf of Board
Sunny Garg
Managing Director
DIN NO. 92000004

Place: Panchkula
Date: 30-05-2026

TANDHAN INDUSTRIES LTD.									
(Formerly known as Sanmitra Commercial Limited)									
CIN: L22209MH1989PLC034663									
Registered Office: 13, Prem Niwas, 652, Dr. Ambedkar Road, Khar West, Mumbai City, Maharashtra, India, 400052.									
Email id: sanmitracommercial@gmail.com, Website: www.sanmitracommercial.com									
Statement of Standalone and Consolidated Profit and Loss for the Quarter and Year Ended 31st March 2026 (Amount in Lakhs)									
Sr. No.	Particulars	STANDALONE				CONSOLIDATED			
		Quarter ended		Year ended		Quarter ended		Year ended	
		31.03.2026 (Audited)	31.12.2025 (Unaudited)	31.03.2025 (Audited)	31.03.2025 (Audited)	31.03.2026 (Audited)	31.12.2025 (Unaudited)	31.03.2026 (Audited)	31.03.2025 (Audited)
1	Revenue from operations	-	-	-	-	4,573.56	5,111.68	9,685.24	9,685.24
	Other income	(1.77)	1.03	45.63	13.77	61.03	195.87	128.58	324.45
	Total revenue	(1.77)	1.03	45.63	13.77	61.03	4,769.43	5,240.26	10,009.69
2	Expenses								
(a)	Cost of material consumed	-	-	-	-	2,512.59	2,330.28	4,842.87	4,842.87
(b)	Purchases of Stock in Trade	0.00	-	-	4.00	637.78	881.34	1,519.12	1,519.12
(c)	Changes in Inventories of finished goods, Work in progress, And Stock in Trade	4.00	-	-	-	(237.80)	333.65	95.85	95.85
(d)	Employee benefits expense	2.84	3.97	2.12	10.81	7.88	250.75	213.37	464.12
(e)	Finance Cost	-	-	-	-	247.26	212.49	459.75	459.75
(f)	Depreciation and amortization expense	-	-	0.01	-	0.04	124.14	77.27	201.41
(g)	Other expenses	4.78	1.81	2.88	18.22	10.34	568.47	602.16	1,170.63
10	Total expenses	11.63	5.78	5.00	33.03	18.26	4,103.19	4,650.56	8,753.75
3	Profit/(Loss) from ordinary activities before tax	(13.40)	(4.75)	40.63	(19.26)	42.76	666.24	589.70	1,255.94
4	Tax expense:								
(1)	Current tax	(0.61)	0.04	(5.93)	(0.57)	(5.93)	(148.63)	(152.37)	(301.00)
(2)	Deferred Tax	-	-	-	-	0.00	129.19	-	129.19
5	Profit/(Loss) from ordinary activities after tax	(14.01)	(4.71)	34.71	(19.83)	36.84	646.80	437.33	1,084.13
6	Other Comprehensive Income (OCI)								
(a)	Item that will not be reclassified to profit or loss (Gain)/(Loss) on recognised on fair valuation of Financial Assets	(0.17)	(11.60)	(74.24)	(9.10)	(15.86)	10.15	(11.60)	(1.45)
(b)	Income tax relating to these items	(3.60)	3.01	19.30	(1.28)	4.12	(2.50)	3.01	0.51
10	Total Other Comprehensive Income (OCI)	(3.78)	(8.59)	(54.94)	(10.39)	(11.74)	7.65	(8.59)	(0.94)
11	Profit/(Loss) for the Period	(17.79)	(13.30)	(20.23)	(30.22)	25.10	654.45	428.74	1,083.19
12	Paid up Equity Share Capital (Face Value of Rs. 10 each)	4,977.25	4,977.25	110.00	4,977.25	110.00	4,977.25	4,977.25	4,977.25
13	Earning Per Share (EPS) (Not annualised)								
(1)	Basic	(0.03)	(0.01)	3.16	(0.09)	3.35	1.30	1.06	4.67
(2)	Diluted	(0.02)	(0.01)	3.16	(0.07)	3.35	1.30	1.06	4.67

Notes:

- The above Standalone and Consolidated Financial Results for the quarter and year ended 31st March 2026 were reviewed by the Audit Committee and recommended to the Board, which was thereafter approved by the Board of Directors of the Company at its meeting held on 30th May 2026. The statutory auditors of the Company have carried out audit of the above financial results for the year for the quarter and year ended 31st March 2026 and have issued an unmodified opinion and review report respectively.
- The results of the quarter ended 31st March 2026, and 31st March 2025 are balancing figures between audited results in respect of full financial year and published year to date results up to third quarter of relevant financial year and have been subjected to limited review by auditors.
- During the year, the company successfully acquired 100% of share capital of Tandhan Polyplast Limited by consideration other than cash (i.e. swap of shares) vide Share Purchase and Share Subscription Agreement. As a result, consolidated financial results have been prepared and presented for the current quarter. Since this is the first year in which consolidated financial statements are being reported, comparative figures for prior periods are not available.
- The company has no separate reportable segment therefore in the context of Ind AS 108, disclosure of segment information is not applicable.
- Figures for the previous period have been regrouped/ reclassified wherever necessary to conform to current period's classification.

For TANDHAN INDUSTRIES LTD.
Sd/-
Ankit Jalan
Managing Director
DIN: 01835733

Place: Kolkata
Date: 30-05-2026

RUDRABHISHEK ENTERPRISES LIMITED										
Regd. Office: 820, ANTRKSHA BHAWAN, K.G MARG NEW DELHI DL 110001 IN										

AARNAV FASHIONS LIMITED



Registered Office & Factory :
 Survey No. 302-305, Isanpur, Narol - Vatva Road, Ahmedabad - 382405
 Tel. No. : 079-29702983 || CIN : L17100GJ1983PLC028990
 Email Id : aarnavfashions@gmail.com || Website : www.aarnavgroup.com

AUDITED FINANCIAL RESULTS FOR THE QUARTER AND YEAR ENDED ON 31st MARCH, 2026
 (Rs. in Lacs Except EPS)

Sr. No.	Particulars	For The Quarter			For The Year	
		ended 31/03/2026 (Audited)	ended 31/12/2025 (Unaudited)	ended 31/03/2025 (Audited)	ended 31/03/2026 (Audited)	ended 31/03/2025 (Audited)
Income						
1	Revenue from Operations	13270.46	9874.15	9145.18	46240.44	37808.37
2	Other Income	36.71	8.48	56.75	67.59	95.31
3	Total Income (1+2)	13307.17	9882.63	9201.93	46308.03	38003.68
Expenses :						
(a)	Cost of materials consumed	7181.74	5821.07	6495.92	27569.85	27263.73
(b)	Purchases of Stock-in-Trade	1755.04	384.28	255.84	4282.48	435.51
(c)	Changes in inventories of finished goods, work-in-progress and stock	1505.05	1118.59	-441.96	2907.99	(1715.94)
(d)	Employee benefits expense	237.14	219.21	228.11	895.24	872.72
(e)	Finance Costs	246.55	209.69	237.86	943.43	1019.00
(f)	Depreciation and amortization expense	213.73	201.37	233.22	817.48	801.84
(g)	Others Expenses	1709.85	1642.33	2069.82	7578.45	8100.95
4	Total expenses (4)	12649.10	9596.54	9078.81	44994.92	36777.81
5	Profit from ordinary activities before exceptional items (3-4)	458.07	286.09	123.12	1313.11	1225.87
6	Exceptional items	0.00	0.00	0.00	0.00	0.00
7	Profit before tax (5-6)	458.07	286.09	123.12	1313.11	1225.87
8	Less - Tax expense					
(a)	Current tax net of Earlier Year Tax	125.00	115.65	57.00	385.00	370.00
(b)	Short / (Excess) Provision of earlier years	56.32	0.00	14.20	84.97	14.20
(c)	Deferred Tax (credit) / Charge	(46.49)	(15.00)	(46.27)	(91.49)	(82.27)
9	Net Profit for the period (7-8)	323.24	185.44	98.19	934.63	923.94
Other Comprehensive Income						
A	Items that will not be reclassified to profit or loss (Net of Taxes)	75.52	0.00	38.26	75.52	38.26
B	Items that will be reclassified to profit or loss (Net of Taxes)	0.00	0.00	0.00	0.00	0.00
11	Total Comprehensive Income after Tax (9+10)	398.76	185.44	136.45	1010.15	962.20
12	Paid-up Equity Share Capital (Face value of Rs.10/- per share)	4223.86	4223.86	4223.86	4223.86	4223.86
13	Other Equity (Excluding Revaluation Reserves)	15434.42		14424.26	15434.42	14424.26
Earnings per equity share (not annualised) (in Rs.) (face value Rs. 10 each)						
(1)	Basic	0.77	0.44	0.23	2.21	2.19
(2)	Diluted	0.77	0.44	0.23	2.21	2.19

Notes: (1) The above financial results for the quarter and year ended 31st March, 2026 were reviewed and recommended by the Audit Committee and approved by the Board of Directors at their respective meetings held on 30th May, 2026 and Audited by Statutory Auditor of the Company. The Statutory Auditor expressed an un-modified audit opinion. The financial results are being published in accordance with regulation 33 of the SEBI (Listing Obligations and Disclosure Requirements) Regulations, 2015. (2) The financial results have been prepared in accordance with the Companies (Indian Accounting Standards) Rules, 2015 (Ind AS) as amended prescribed under Section 133 of the Companies Act, 2013 read with relevant rules thereunder and in terms of Regulation 33 of the SEBI (Listing Obligations and Disclosure Requirements) Regulations, 2015 and SEBI Circular dated July 5, 2016. (3) The figures for the 3 months ended on 31st March 2026 and corresponding 3 months ended on 31st March 2025 are balancing figures in respect of the full financial year and the year to date figures upto the third quarter of the respective financial years. (4) The business activities of the company primarily falls within a single business i.e. Textiles. As such there is no separate reportable segment as per Ind AS 108 'Operating Segments'. (5) The Government of India has notified the Code of Social Security, 2020 and the Industrial Relations Code, 2020 along with related rules thereunder. The Company is in the process of assessing the impact of these Codes on Employee Benefits, employment terms and related compliances. Pending evaluation of the full impact and operational implementation of the applicable provisions, no effect has been recognised in the financial statements. (6) Previous periods' years' figures have been regrouped / reclassified wherever necessary, to conform to the classification for the quarter and year ended 31st March, 2026.

For, Aarnav Fashions Limited
 Place : Ahmedabad Date : 30/05/2026
 Sd/- **Sumit Champalal Agarwal**
 Managing Director - DIN : 00356863



FINANCIAL EXPRESS

THE BUSINESS DAILY

FOR DAILY BUSINESS

FINANCIAL EXPRESS
 Read to Lead

DSJ KEEP LEARNING LIMITED
 (Formerly known as DSJ Communications Limited)
 CIN : L80100MH1989PLC054329
 Regd. Office: 419-A, Arun Chambers, 4th Floor, Tardeo, Mumbai-400034
 Tel: 8976958625 Email id: compliance@dsjkeeplearning.com, Website: dsjkeeplearning.com
Extract of Statement of Audited Financial Results for the Quarter and Year ended 31st March, 2026
 (Rs. in Lakhs except EPS)

Sr. No.	Particulars	FOR QUARTER ENDED 31.03.2026 (Audited)	FOR QUARTER ENDED 31.03.2025 (Audited)	FOR YEAR ENDED 31.03.2026 (Audited)	FOR YEAR ENDED 31.03.2025 (Audited)
		1	Total income from operations	149.94	330.71
2	Net Profit / (Loss) for the period before Tax, Exceptional and/or Extraordinary items	(112.18)	0.38	(123.54)	48.88
3	Net Profit / (Loss) for the period before tax after Exceptional and/or Extraordinary items	(112.18)	0.38	(123.54)	48.88
4	Net Profit / (Loss) for the period after tax (after Exceptional and/or Extraordinary items)	(75.98)	(3.93)	(96.70)	32.88
5	Total Comprehensive Income for the period [Comprising Profit / (Loss) for the period (after tax) and other Comprehensive Income (after tax)]	(75.99)	0.25	(96.71)	36.73
6	Paid-up equity share capital (Face Value of Re. 1/- each)	1,557.12	1,557.12	1,557.12	1,557.12
7	Reserves (excluding Revaluation Reserves as per Audited Balance Sheet of previous accounting year)	-	-	-	-
8	Earnings Per Share (of Re. 1/-each) (for continuing and discontinued Operations)- Basic: Diluted:	(0.05) (0.05)	(0.17) (0.17)	(0.06) (0.06)	0.03 0.03

Note: a) The above is an extract of the detailed format of Quarterly/Annual Financial Results filed with the Stock Exchanges under Regulation 33 of the SEBI (Listing Obligations and Disclosure Requirements) Regulations, 2015. The detailed financial results and this extract were reviewed by the Audit Committee and approved by the Board of Directors in their meeting held on 30th May, 2026. The full format of the Quarterly/Annual Financial Results is available on the website of the Company i.e. dsjkeeplearning.com and on the websites of the Stock Exchanges i.e. BSE Ltd. (www.bseindia.com) and National Stock Exchange of India Ltd. (www.nseindia.com). The same can also be accessed by scanning the QR Code Provided below:

For DSJ Keep Learning Limited
 Sd/-
 Pranav Padode
 Managing Director & Chief Executive Officer
 (DIN:08658387)

Place : Mumbai
 Date : 30th May, 2026



RAINBOW DENIM LIMITED
 CIN: L18101PB1999PLC022452
 Email: rainbowdenimlimited@gmail.com, Website: www.rainbowdenim.com
 Regd Office: Village Chaudheri, PO Dappar, Chandigarh Amabta National Highway, Punjab
 Corp Office: 2nd Floor, SCO 404, Sector-20, Panchkula-134109
 (Rs. In Lakhs)

Sr. No.	Particulars	Standalone		
		3 months ended 31.03.2026 (Audited)	Year ended 31-03-2026 (Audited)	3 months ended 31-03-2025 (Audited)
1.	Total income from operation	6993.22	27,211.12	6,890.88
2.	Net Profit / (Loss) for the period (before Tax, Exceptional and/or Extraordinary items)	486.54	2,342.23	866.22
3.	Net Profit / (Loss) for the period before Tax (After Exceptional and/or Extraordinary items)	486.54	2,342.23	866.22
4.	Net Profit / (Loss) for the period after tax (After Exceptional and/or Extraordinary items)	486.54	2,342.23	866.22
5.	Total Comprehensive Income for the period [Comprising Profit / (Loss) for the period (after tax) and Other Comprehensive Income (after tax)]	-	-	-
6.	Equity Share Capital	132.84	132.84	132.84
7.	Reserves & Surplus (excluding Revaluation Reserve)	-	610.98	-
8.	Earning per share (before extraordinary items) (not annualised): (of rs. 10 each) (a) Basic (Rs.) (b) Diluted (Rs.)	3.66 3.66	17.63 17.63	6.52 6.52
9.	Earning per share (after extraordinary items) (not annualised): (of rs. 10 each) (a) Basic (Rs.) (b) Diluted (Rs.)	3.66 3.66	17.63 17.63	6.52 6.52

NOTES :- 1. The above is an extract of the detailed format of Quarterly financial Results filed with the Stock Exchanges under Regulation 33 of the SEBI (Listing and Other Disclosure Requirements) Regulations, 2015. The full format of the financial results are available on the Stock Exchange website (www.bseindia.com) and on the company's website (www.rainbowdenim.com). 2. The above results have been approved by the Board of Directors at their meeting held on 30th Day of May 2026.

For and on behalf of Board
 For Rainbow Denim Limited
 Sunny Garg
 Director
 DIN NO. 02000004

Place: Panchkula
 Date: 30-05-2026

AGGARSAIN SPINNERS LIMITED
 CIN: L17297HR1998PLC034043
 REGD. OFFICE: 2ND FLOOR, SCO 404, SECTOR-20, PANCHKULA
 Phone- 0172-464468, 464477, Email- aggarsainspinners@gmail.com, website- www.aggarsainspinners.com
Extract of Standalone Audited Financial Results for the quarter and year ended 31st March 2026
 (Rs. In Lakhs)

Sr. No.	Particulars	Standalone		
		3 months ended 31.03.2026 (Audited)	Year ended 31-03-2026 (Audited)	3 months ended 31-03-2025 (Audited)
1.	Total income from operation	2611.27	11,149.85	3,812.42
2.	Net Profit / (Loss) for the period (before Tax, Exceptional and/or Extraordinary items)	1.37	80.45	28.40
3.	Net Profit / (Loss) for the period before Tax (after Exceptional and/or Extraordinary items)	1.37	80.45	28.40
4.	Net Profit / (Loss) for the period after tax (after Exceptional and/or Extraordinary items)	7.18	59.34	21.37
5.	Total Comprehensive Income for the period [Comprising Profit / (Loss) for the period (after tax) and Other Comprehensive Income (after tax)]	-	-	-
6.	Equity Share Capital	350.34	350.34	350.34
7.	Reserves & Surplus (excluding Revaluation Reserve)	-	531.92	-
8.	Earning per share (before extraordinary items) (not annualised): (of rs. 10 each) (a) Basic (Rs.) (b) Diluted (Rs.)	0.24 0.24	1.69 1.69	0.61 0.61
9.	Earning per share (after extraordinary items) (not annualised): (of rs. 10 each) (a) Basic (Rs.) (b) Diluted (Rs.)	0.24 0.24	1.69 1.69	0.61 0.61

NOTES :- 1. The above is an extract of the detailed format of Quarterly financial Results filed with the Stock Exchanges under Regulation 33 of the SEBI (Listing and Other Disclosure Requirements) Regulations, 2015. The full format of the financial results are available on the Stock Exchange website (www.bseindia.com) and on the company's website (www.aggarsainspinners.com). 2. The above results have been reviewed by the Audit Committee and approved by the Board of Directors at their meeting held on 30-05-2026.

For and on behalf of Board
 Sunny Garg
 Managing Director
 DIN NO. 02000004

Place: Panchkula
 Date: 30-05-2026



TANDHAN INDUSTRIES LTD.
 (Formerly known as Sanmitra Commercial Limited)
 CIN: L22029MH1985PLC034963
 Registered Office: 13, Prem Niwas, 652, Dr. Ambedkar Road, Khar West, Mumbai City, Maharashtra, India, 400052.
 Email Id: sanmitracommercial@gmail.com, Website: www.sanmitracommercial.com

Statement of Standalone and Consolidated Profit and Loss for the Quarter and Year Ended 31st March 2026
 (Amount in Lakhs)

Sr. No.	Particulars	STANDALONE			CONSOLIDATED		
		Quarter ended		Year ended	Quarter ended		Year ended
		31.03.2026 (Audited)	31.12.2025 (Unaudited)	31.03.2025 (Audited)	31.03.2026 (Audited)	31.03.2025 (Unaudited)	31.03.2026 (Audited)
1	Revenue from operations	-	-	-	4,573.56	5,111.68	9,685.24
2	Other income	(1.77)	1.03	45.63	13.77	61.03	324.45
	Total revenue	(1.77)	1.03	45.63	13.77	61.03	4,769.43
3	Expenses						
(a)	Cost of material consumed	-	-	-	2,512.59	2,330.28	4,842.87
(b)	Purchases of Stock in Trade	0.00	-	-	637.78	881.34	1,519.12
(c)	Changes in Inventories of finished goods, Work in progress, And Stock in Trade	4.00	-	-	(237.80)	333.65	95.85
(d)	Employee benefits expense	2.84	3.97	2.12	10.81	7.88	250.75
(e)	Finance Cost	-	-	-	247.26	212.49	459.75
(f)	Depreciation and amortization expense	-	-	0.01	0.04	124.14	77.27
(g)	Other expenses	4.78	1.81	2.88	18.22	10.34	568.47
4	Total expenses	11.63	5.78	5.00	33.03	18.26	4,103.19
5	Profit/(Loss) from ordinary activities before tax	(13.40)	(4.75)	40.63	(19.26)	42.76	666.24
6	Tax expense:						
(1)	Current tax	(0.61)	0.04	(5.93)	(0.57)	(5.93)	(148.63)
(2)	Deferred Tax	-	-	-	0.00	129.19	(152.37)
7	Profit/(Loss) from ordinary activities after tax	(14.01)	(4.71)	34.71	(19.83)	36.84	646.80
8	Other Comprehensive Income (OCI)						
(a)	Item that will not be reclassified to profit or loss Gain/(Loss) on recognised on fair valuation of Financial Assets	(0.17)	(11.60)	(74.24)	(9.10)	(15.86)	10.15
(b)	Income tax relating to these items	(3.60)	3.01	19.30	(1.28)	4.12	(2.50)
9	Total Other Comprehensive Income (OCI)	(3.78)	(8.59)	(54.94)	(10.39)	(11.74)	7.65
10	Profit/(Loss) for the Period	(17.79)	(13.30)	(20.23)	(30.22)	25.10	654.45
11	Paid up Equity Share Capital (Face Value of Rs. 10 each)	4,977.25	4,977.25	110.00	4,977.25	110.00	4,977.25
12	Earning Per Share (EPS) (Not annualised)						
(1)	Basic	(0.03)	(0.01)	3.16	(0.09)	3.35	1.06
(2)	Diluted	(0.02)	(0.01)	3.16	(0.07)	3.35	1.06

Notes: 1. The above Standalone and Consolidated Financial Results for the quarter and year ended 31st March 2026 were reviewed by the Audit Committee and recommended to the Board, which was thereafter approved by the Board of Directors of the Company at its meeting held on 30th May 2026. The statutory auditors of the Company have carried out audit of the above financial results for the year for the quarter and year ended 31st March 2026 and have issued an unmodified opinion and review report respectively.

2. The results of the quarter ended 31st March 2026, and 31st March 2025 are balancing figures between audited results in respect of full financial year and published year to date results up to third quarter of relevant financial year and have been subjected to limited review by auditors.

3. During the year, the company successfully acquired 100% of share capital of Tandhan Polyplast Limited by consideration other than cash (i.e., swap of shares) vide Share Purchase and Share Subscription Agreement. As a result, consolidated financial results have been prepared and presented for the current quarter. Since this is the first year in which consolidated financial statements are being reported, comparative figures for prior periods are not available.

4. The company has no separate reportable segment therefore in the context of Ind AS 108, disclosure of segment information is not applicable.

5. Figures for the previous period have been regrouped/ reclassified wherever necessary to conform to current period's classification.



Place: Kolkata
 Date: 30-05-2026

For TANDHAN INDUSTRIES LTD.
 Sd/-
 Ankit Jalan
 Managing Director
 DIN- 01835733

KACHCHH MINERALS LIMITED
 CIN: L41001MH1981PLC024282
 Reg. Office: Office No. 042, Kalpataru Avenue Premises Co-op Soc Ltd, Akurli Road, Opposite ESIS Hospital, Kandivali East, Mumbai, Kandivali East, Maharashtra, India, 400101
 Email Id: kachhmineral@yahoo.in

STATEMENT OF AUDITED FINANCIAL RESULTS FOR THE QUARTER AND FINANCIAL YEAR ENDED MARCH 31, 2026

The Board of Directors of the Company, at its Meeting held on Saturday, May 30, 2026 have, *inter-alia* approved the audited financial results of the Company, for the quarter and financial year ended March 31, 2026.

The results, along with the Auditor's Report thereon, have been posted on the Company's website at <https://www.kachchhminerals.in> and on the website of the stock exchange where the Company's shares are listed i.e. at www.bseindia.com. Also, it can be accessed by scanning the QR code.

For and on behalf of the Board of Directors of Kachchh Minerals Limited
 Sd/-
 Kuldeep Balchandra Vyas
 Chairman & Director
 DIN: 02529838

Place: Mumbai
 Date: May 30, 2026

Note: The above intimation is in accordance with Regulation 33 read with Regulation 47(1) of the SEBI (Listing Obligation & Disclosure Requirements) Regulations, 2015.



RUDRABHISHEK ENTERPRISES LIMITED
 Regd. Office: 820, ANRIKSHA BHAWAN, K.G.MARG NEW DELHI DL 110001 IN
 CIN: L74899DL1992PLC050142
 Website: www.repl.global, Email: secretarial@replurbanplanners.com

STATEMENT OF AUDITED STANDALONE AND CONSOLIDATED FINANCIAL RESULTS FOR THE QUARTER & YEAR ENDED 31ST MARCH, 2026
 (Rs. In Lakhs)

Sr. No.	Particulars	Standalone			Consolidated		
		Quarter Ended		Year Ended	Quarter Ended		Year Ended
		31-03-2026 (Audited)	31-12-2025 (Unaudited)	31-03-2025 (Audited)	31-03-2026 (Audited)	31-03-2025 (Unaudited)	31-03-2026 (Audited)
1	Total Income from operations	1,501.99	1,847.56	3,317.08	6,967.33	9,700.51	2,087.81
2	Net Profit/(Loss) for the period (before Tax, exceptional and/or Extraordinary items)	(1,604.64)	64.72	310.13	(937.37)	1,929.83	(1,618.03)
3	Net Profit/(Loss) for the period before Tax (after exceptional and/or Extraordinary items)	(1,600.11)	39.79	310.13	(957.77)	1,929.83	(1,619.32)
4	Net Profit/(Loss) for the period after Tax (after exceptional and/or Extraordinary items)	(1,319.04)	11.26				

AARNAV FASHIONS LIMITED

Registered Office & Factory:
Survey No. 302-305, Isampur, Narol-Vatva Road, Ahmedabad - 382405
Tel. No. : 079-29702983 || CIN : L17100GJ1983PLC028990
Email Id : aarnavfashions@gmail.com || Website : www.aarnavgroup.com

AUDITED FINANCIAL RESULTS FOR THE QUARTER AND YEAR ENDED ON 31st MARCH, 2026

(Rs. in Lacs Except EPS)

Sr. No.	Particulars	For The Quarter			For The Year	
		ended 31/03/2026 (Audited)	ended 31/12/2025 (Unaudited)	ended 31/03/2025 (Audited)	ended 31/03/2026 (Audited)	ended 31/03/2025 (Audited)
Income						
1	Revenue from Operations	13270.46	9874.15	9145.18	46240.44	37908.37
2	Other Income	36.71	8.48	56.75	67.59	95.31
3	Total Income (1+2)	13307.17	9882.63	9201.93	46308.03	38003.68
Expenses :						
(a)	Cost of materials consumed	7181.74	5821.07	6495.92	27569.85	27263.73
(b)	Purchases of Stock-in-Trade	1755.04	384.28	255.84	4282.48	435.51
(c)	Changes in inventories of finished goods, work-in-progress and stock	1505.05	1118.59	-441.96	2907.99	(1715.94)
(d)	Employee benefits expense	237.14	219.21	228.11	895.24	872.72
(e)	Finance Costs	246.55	209.69	237.86	943.43	1019.00
(f)	Depreciation and amortization expense	213.73	201.37	233.22	817.48	801.84
(g)	Others Expenses	1709.85	1642.33	2069.82	7578.45	8100.95
4	Total expenses (4)	12849.10	9596.54	9078.81	44994.92	36777.81
5	Profit from ordinary activities before exceptional items (3-4)	458.07	286.09	123.12	1313.11	1225.87
6	Exceptional items	0.00	0.00	0.00	0.00	0.00
7	Profit before tax (5-6)	458.07	286.09	123.12	1313.11	1225.87
Less : Tax expense						
(a)	Current tax net of Earlier Year Tax	125.00	115.65	57.00	385.00	370.00
(b)	Short / (Excess) Provision of earlier years	56.32	0.00	14.20	84.97	14.20
(c)	Deferred Tax (credit) / Charge	(46.49)	(15.00)	(46.27)	(91.49)	(82.27)
9	Net Profit for the period (7-8)	323.24	165.44	98.19	934.63	923.94
Other Comprehensive Income						
A. Items that will not be reclassified to profit or loss (Net of Taxes)						
		75.52	0.00	38.26	75.52	38.26
B. Items that will be reclassified to profit or loss (Net of Taxes)						
		0.00	0.00	0.00	0.00	0.00
11	Total Comprehensive Income after Tax (9+10)	398.76	165.44	136.45	1010.15	962.20
12	Paid-up Equity Share capital (Face value of Rs. 10/- per share)	4223.86	4223.86	4223.86	4223.86	4223.86
13	Other Equity (Excluding Revaluation Reserves)	15434.42		14424.26	15434.42	14424.26
14	Earnings per equity share (not annualised) (in Rs.) (face value Rs. 10 each)					
(1) Basic		0.77	0.44	0.23	2.21	2.19
(2) Diluted		0.77	0.44	0.23	2.21	2.19

Notes: (1) The above financial results for the Quarter and Year ended 31st March, 2026 were reviewed and recommended by the Audit Committee and approved by the Board of Directors at their respective meetings held on 30th May, 2026 and Audited by Statutory Auditor of the Company. The Statutory Auditor expressed an un-modified audit opinion. The financial results are being published in accordance with regulation 33 of the SEBI (Listing Obligations and Disclosure Requirements) Regulations, 2015. (2) The financial results have been prepared in accordance with the Companies (Indian Accounting Standards) Rules, 2015 (Ind AS) as amended prescribed under Section 133 of the Companies Act, 2013 read with relevant rules thereunder and in terms of Regulation 33 of the SEBI (Listing Obligations and Disclosure Requirements) Regulations, 2015 and SEBI Circular dated July 5, 2016. (3) The figures for the 3 months ended on 31st March 2026 and corresponding 3 months ended on 31st March 2025 are balancing figure in respect of the full financial year and the year to date figures upto the third quarter of the respective financial years. (4) The Business activities of the company primarily falls within a single business i.e. Textiles. As such there is no separate reportable segment as per Ind AS 108 'Operating Segments'. (5) The Government of India has notified the Code of Social Security, 2020 and the Industrial Relations Code, 2020 along with related rules thereunder. The Company is in the process of assessing the impact of these Codes on Employee Benefits, employment terms and related compliances. Pending evaluation of the full impact and operational implementation of the applicable provisions, no effect has been recognised in the financial statements. (6) Previous periods' years' figures have been regrouped / reclassified wherever necessary, to conform to the classification for the quarter and year ended 31st March, 2026.

For, Aarnav Fashions Limited
Place : Ahmedabad
Date : 30/05/2026
Sd/- **Sumit Champalal Agarwal**
Managing Director - DIN : 00356863
Scan QR code for Financial Results

FINANCIAL EXPRESS

THE BUSINESS DAILY

FOR DAILY BUSINESS

FINANCIAL EXPRESS
Read to Lead

DSJ KEEP LEARNING LIMITED (Formerly known as DSJ Communications Limited) CIN : L80100MH1989PLC054329					
Regd. Office: 419-A, Arun Chambers, 4th Floor, Tardeo, Mumbai-400034 Tel: 8976958625 Email id: compliance@dsjkeeplearning.com. Website: dsjkeeplearning.com					
Extract of Statement of Audited Financial Results for the Quarter and Year ended 31st March, 2026					
Sr. No.	Particulars	Rs. in Lakhs (except EPS)			
		FOR QUARTER ENDED 31.03.2026 (Audited)	FOR QUARTER ENDED 31.03.2025 (Audited)	FOR YEAR ENDED 31.03.2026 (Audited)	FOR YEAR ENDED 31.03.2025 (Audited)
1	Total income from operations	149.94	330.71	789.00	997.60
2	Net Profit / (Loss) for the period before Tax, Exceptional and/or Extraordinary items	(112.18)	0.38	(123.54)	48.88
3	Net Profit / (Loss) for the period before tax after Exceptional and/or Extraordinary items	(112.18)	0.38	(123.54)	48.88
4	Net Profit / (Loss) for the period after tax (after Exceptional and/or Extraordinary items)	(75.98)	(3.93)	(96.70)	32.88
5	Total Comprehensive Income for the period [Comprising Profit / (Loss) for the period (after tax) and other Comprehensive Income (after tax)]	(75.99)	0.25	(96.71)	36.73
6	Paid-up equity share capital (Face Value of Re. 1/- each)	1,557.12	1,557.12	1,557.12	1,557.12
7	Reserves (excluding Revaluation Reserves as per Audited Balance Sheet of previous accounting year)	-	-	-	-
8	Earnings Per Share (of Re. 1/-each) (for continuing and discontinued Operations)- Basic: Diluted:	(0.05) (0.05)	(0.17) (0.17)	(0.06) (0.06)	0.03 0.03

Note:
a) The above is an extract of the detailed format of Quarterly/Annual Financial Results filed with the Stock Exchanges under Regulation 33 of the SEBI (Listing Obligations and Disclosure Requirements) Regulations, 2015. The detailed financial results and this extract were reviewed by the Audit Committee and approved by the Board of Directors in their meeting held on 30th May, 2026. The full format of the Quarterly/Annual Financial Results is available on the website of the Company i.e. dsjkeeplearning.com and on the websites of the Stock Exchanges i.e. BSE Ltd. (www.bseindia.com) and National Stock Exchange of India Ltd. (www.nseindia.com). The same can also be accessed by scanning the QR Code Provided below:

For DSJ Keep Learning Limited
Sd/-
Pranav Padode
Managing Director & Chief Executive Officer
(DIN:08658387)

Place : Mumbai
Date : 30th May, 2026

RAINBOW DENIM LIMITED

CIN: L18101PB1999PLC022452

Email- rainbowdenimlimited@gmail.com, Website- www.rainbowdenim.com
Regd Office: Village Chaudhari, PO Dappar, Chandigarh Amabla National Highway, Punjab
Corp Office: 2nd Floor, SCO 484, Sector-20, Panchkula-134109

Sr. No.	Particulars	Standalone			
		3 months ended 31.03.2026 (Audited)	Year ended 31.03.2026 (Audited)	3 months ended 31.03.2025 (Audited)	
1.	Total income from operation	6993.22	27,211.12	6,690.88	
2.	Net Profit / (Loss) for the period (before Tax, Exceptional and/or Extraordinary items)	486.54	2,342.23	866.22	
3.	Net Profit / (Loss) for the period before Tax (After Exceptional and/or Extraordinary items)	486.54	2,342.23	866.22	
4.	Net Profit / (Loss) for the period after tax (After Exceptional and/or Extraordinary items)	486.54	2,342.23	866.22	
5.	Total Comprehensive Income for the period [Comprising Profit / (Loss) for the period (after tax) and Other Comprehensive Income (after tax)]	-	-	-	
6.	Equity Share Capital	132.84	132.84	132.84	
7.	Reserves & Surplus (excluding Revaluation Reserve)	-	610.98	-	
8.	Earning per share (before extraordinary items)(not annualised); (of rs. 10 each)	(a) Basic (Rs.) (b) Diluted (Rs.)	3.66 3.66	17.63 17.63	6.52 6.52
9.	Earning per share (after extraordinary items)(not annualised); (of rs. 10 each)	(a) Basic (Rs.) (b) Diluted (Rs.)	3.66 3.66	17.63 17.63	6.52 6.52

NOTES :- 1. The above is an extract of the detailed format of Quarterly financial Results filed with the Stock Exchanges under Regulation 33 of the SEBI (Listing and Other Disclosure Requirements) Regulations, 2015. The full format of the financial results are available on the Stock Exchange website (www.bseindia.com) and on the company's website (www.rainbowdenim.com). 2. The above results have been approved by the Board of Directors at their meeting held on 30th Day of May 2026

For and on behalf of Board
For Rainbow Denim Limited
Sunny Garg
Director
DIN NO. 02000004

Place: Panchkula
Date: 30-05-2026

AGGARSAIN SPINNERS LIMITED

CIN: L17287HR1999PLC034043

REGD. OFFICE: 2ND FLOOR, SCO 404, SECTOR-20, PANCHKULA
Phone- 0172-464666, 4644777, Email- aggarsainspinners@gmail.com, website- www.aggarsainspinners.com

Sr. No.	Particulars	Standalone			
		3 months ended 31.03.2026 (Audited)	Year ended 31.03.2026 (Audited)	3 months ended 31.03.2025 (Audited)	
1.	Total income from operation	2611.27	11,149.85	3,812.42	
2.	Net Profit / (Loss) for the period (before Tax, Exceptional and/or Extraordinary items)	1.37	80.45	28.40	
3.	Net Profit / (Loss) for the period before Tax (after Exceptional and/or Extraordinary items)	1.37	80.45	28.40	
4.	Net Profit / (Loss) for the period after tax (after Exceptional and/or Extraordinary items)	7.18	59.34	21.37	
5.	Total Comprehensive Income for the period [Comprising Profit / (Loss) for the period (after tax) and Other Comprehensive Income (after tax)]	-	-	-	
6.	Equity Share Capital	350.34	350.34	350.34	
7.	Reserves & Surplus (excluding Revaluation Reserve)	-	631.92	-	
8.	Earning per share (before extraordinary items)(not annualised); (of rs. 10 each)	(a) Basic (Rs.) (b) Diluted (Rs.)	0.24 0.24	1.69 1.69	0.61 0.61
9.	Earning per share (after extraordinary items)(not annualised); (of rs. 10 each)	(a) Basic (Rs.) (b) Diluted (Rs.)	0.24 0.24	1.69 1.69	0.61 0.61

NOTES :- 1. The above is an extract of the detailed format of Quarterly financial Results filed with the Stock Exchanges under Regulation 33 of the SEBI (Listing and Other Disclosure Requirements) Regulations, 2015. The full format of the financial results are available on the Stock Exchange website (www.bseindia.com) and on the company's website (www.aggarsainspinners.com). 2. The above results have been reviewed by the Audit Committee and approved by the Board of Directors at their meeting held on 30-05-2026. 3QR Code:

For and on behalf of the Board of Directors of
Kachchh Minerals Limited
Sd/-
Kuldip Bhanchandra Vyas
Chairman & Director
DIN NO. 02000004

Place: Panchkula
Date: 30-05-2026

TANDHAN INDUSTRIES LTD.

(Formerly known as Sanmitra Commercial Limited)

CIN: L22209MH1985PLC034963

Registered Office: 13, Prem Niwas, 652, Dr. Ambedkar Road, Khar West, Mumbai City, Maharashtra, India, 400052.
Email Id: sanmitracommercial@gmail.com, Website: www.sanmitracommercial.com

Statement of Standalone and Consolidated Profit and Loss for the Quarter and Year Ended 31st March 2026

(Amount in Lakhs)

Sr. No.	Particulars	STANDALONE				CONSOLIDATED				
		Quarter ended		Year ended		Quarter ended		Year ended		
		31.03.2026 (Audited)	31.12.2025 (Unaudited)	31.03.2025 (Audited)	31.03.2026 (Audited)	31.03.2025 (Unaudited)	31.12.2025 (Unaudited)	31.03.2026 (Audited)	31.03.2025 (Audited)	
1	Revenue from operations							4,573.56	5,111.68	9,685.24
	Other income	(1.77)	1.03	45.63	13.77	61.03	195.87	128.58	324.45	
	Total revenue	(1.77)	1.03	45.63	13.77	61.03	4,769.43	5,240.26	10,009.69	
2	Expenses									
	Cost of material consumed	-	-	-	-	-	2,512.59	2,330.28	4,842.87	
	Purchases of Stock in Trade	0.00	-	-	4.00	-	637.78	881.34	1,519.12	
	Changes in Inventories of finished goods, Work in progress, And Stock in Trade	4.00	-	-	-	-	(237.80)	333.65	95.85	
	Employee benefits expense	2.84	3.97	2.12	10.81	7.88	250.75	213.37	464.12	
	Finance Cost	-	-	-	-	-	247.26	212.49	459.75	
	Depreciation and amortization expense	-	-	0.01	-	0.04	124.14	77.27	201.41	
	Other expenses	4.78	1.81	2.88	18.22	10.34	568.47	602.16	1,170.63	
	Total expenses	11.63	5.78	5.00	33.03	18.26	4,103.19	4,650.56	8,753.75	
3	Profit/(Loss) from ordinary activities before tax	(13.40)	(4.75)	40.63	(19.26)	42.76	666.24	589.70	1,255.94	
4	Tax expense:									
	(1) Current tax	(0.61)	0.04	(5.93)	(0.57)	(5.93)	(148.63)	(152.37)	(301.00)	
	(2) Deferred Tax	-	-	-	-	0.00	129.19	-	129.19	
5	Profit/(Loss) from ordinary activities after tax	(14.01)	(4.71)	34.71	(19.83)	36.84	646.80	437.33	1,084.13	
6	Other Comprehensive Income (OCI)									
	Item that will not be reclassified to profit or loss Gain/(Loss) on recognised on fair valuation of Financial Assets	(0.17)	(11.60)	(74.24)	(9.10)	(15.86)	10.15	(11.60)	(1.45)	
	Income tax relating to these items	(3.60)	3.01	19.30	(1.28)	4.12	(2.50)	3.01	0.51	
	Total Other Comprehensive Income (OCI)	(3.78)	(8.59)	(54.94)	(10.39)	(11.74)	7.65	(8.59)	(0.94)	
	Profit/(Loss) for the Period	(17.79)	(13.30)	(20.23)	(30.22)	25.10	654.45	428.74	1,083.19	
	Paid up Equity Share Capital (Face Value of Rs. 10 each)	4,977.25	4,977.25	110.00	4,977.25	110.00	4,977.25	4,977.25	4,977.25	
6	Earning Per Share (EPS) (Not annualised)									
	(1) Basic	(0.03)	(0.01)	3.16	(0.09)	3.35	1.30	1.06	4.67	
	(2) Diluted	(0.02)	(0.01)	3.16	(0.07)	3.35	1.30	1.06	4.67	

Notes:
1. The above Standalone and Consolidated Financial Results for the quarter and year ended 31st March 2026 were reviewed by the Audit Committee and recommended to the Board, which was thereafter approved by the Board of Directors of the Company at its meeting held on 30th May 2026. The statutory auditors of the Company have carried out audit of the above financial results for the year for the quarter and year ended 31st March 2026 and have issued an unmodified opinion and review report respectively.
2. The results of the quarter ended 31st March 2026, and 31st March 2025 are balancing figures between audited results in respect of full financial year and published year to date results up to third quarter of relevant financial year and have been subjected to limited review by auditors.
3. During the year, the company successfully acquired 100% of share capital of Tandhan Polyplast Limited by consideration other than cash (i.e., swap of shares) vide Share Purchase and Share Subscription Agreement. As a result, consolidated financial results have been prepared and presented for the current quarter. Since this is the first year in which consolidated financial statements are being reported, comparative figures for prior periods are not available.
4. The company has no separate reportable segment therefore in the context of Ind AS 108, disclosure of segment information is not applicable.
5. Figures for the previous period have been regrouped/ reclassified wherever necessary to conform to current period's classification.

For TANDHAN INDUSTRIES LTD.
Sd/-
Ankit Jalan
Managing Director
DIN- 01835337

Place: Kolkata
Date: 30-05-2026

KACHCHH MINERALS LIMITED

CIN: L41001MH1981PLC024282

Reg. Office: Office No. 042, Kalpataru Avenue Premises Co-Op Soc Ltd, Akurli Road, Opposite ESIS Hospital, Kandivali East, Mumbai, Kandivali East, Maharashtra, India, 400101
Email Id: kachhmineral@yahoo.in

STATEMENT OF AUDITED FINANCIAL RESULTS FOR THE QUARTER AND FINANCIAL YEAR ENDED MARCH 31, 2026

The Board of Directors of the Company, at its Meeting held on Saturday, May 30, 2026 have, *inter-alia* approved the audited financial results of the Company, for the quarter and financial year ended March 31, 2026.

The results, along with the Auditor's Report thereon, have been posted on the Company's website at <https://www.kachchhminerals.in> and on the website of the stock exchange where the Company's shares are listed i.e. at www.bseindia.com. Also, it can be accessed by scanning the QR code.

AARNAV FASHIONS LIMITED



Registered Office & Factory :
Survey No. 302-305, Isanpur, Narol - Vatva Road, Ahmedabad - 382405
Tel. No. : 079-29702983 || CIN : L17100GJ1983PLC028990
Email Id : aarnavfashions@gmail.com || Website : www.aarnavgroup.com

AUDITED FINANCIAL RESULTS FOR THE QUARTER AND YEAR ENDED ON 31st MARCH, 2026 (Rs. in Lacs Except EPS)

Sr. No.	Particulars	For The Quarter			For The Year	
		ended 31/03/2026 (Audited)	ended 31/12/2025 (Unaudited)	ended 31/03/2025 (Audited)	ended 31/03/2026 (Audited)	ended 31/03/2025 (Audited)
Income						
1	Revenue from Operations	13270.46	9874.15	9145.18	46240.44	37808.37
2	Other Income	36.71	8.48	56.75	67.59	95.31
3	Total Income (1+2)	13307.17	9882.63	9201.93	46308.03	38003.68
Expenses :						
(a)	Cost of materials consumed	7181.74	5821.07	6495.92	27569.85	27263.73
(b)	Purchases of Stock-in-Trade	1755.04	384.28	255.84	4282.48	435.51
(c)	Changes in inventories of finished goods, work-in-progress and stock	1505.05	1118.59	-441.96	2907.99	(1715.94)
(d)	Employee benefits expense	237.14	219.21	228.11	895.24	872.72
(e)	Finance Costs	246.55	209.69	237.86	94.33	1019.00
(f)	Depreciation and amortization expense	213.73	201.37	233.22	817.48	801.84
(g)	Others Expenses	1709.85	1642.33	2069.82	7578.45	8100.95
	Total expenses (4)	12649.10	9596.54	9078.81	44994.92	36777.81
5	Profit from ordinary activities before exceptional items (3-4)	458.07	286.09	123.12	1313.11	1225.87
6	Exceptional items	0.00	0.00	0.00	0.00	0.00
7	Profit before tax (5-6)	458.07	286.09	123.12	1313.11	1225.87
8	Less - Tax expense					
(a)	Current tax net of Earlier Year Tax	125.00	115.65	57.00	385.00	370.00
(b)	Short / (Excess) Provision of earlier years	56.32	0.00	14.20	84.97	14.20
(c)	Deferred Tax (credit) / Charge	(46.49)	(15.00)	(46.27)	(91.49)	(82.27)
9	Net Profit for the period (7-8)	323.24	185.44	98.19	934.63	923.94
Other Comprehensive Income						
A.	Items that will not be reclassified to profit or loss (Net of Taxes)	75.52	0.00	38.26	75.52	38.26
B.	Items that will be reclassified to profit or loss (Net of Taxes)	0.00	0.00	0.00	0.00	0.00
11	Total Comprehensive Income after Tax (9+10)	398.76	185.44	136.45	1010.15	962.20
12	Paid-up Equity Share Capital (Face value of Rs.10/- per share)	4223.86	4223.86	4223.86	4223.86	4223.86
13	Other Equity (Excluding Revaluation Reserves)	15434.42		14424.26	15434.42	14424.26
Earnings per equity share (not annualised) (in Rs.) (face value Rs. 10 each)						
(1)	Basic	0.77	0.44	0.23	2.21	2.19
(2)	Diluted	0.77	0.44	0.23	2.21	2.19

Notes: (1) The above financial results for the Quarter and Year ended 31st March, 2026 were reviewed and recommended by the Audit Committee and approved by the Board of Directors at their respective meetings held on 30th May, 2026 and Audited by Statutory Auditor of the Company. The Statutory Auditor expressed an un-modified audit opinion. The Financial results are being published in accordance with regulation 33 of the SEBI (Listing Obligations and Disclosure Requirements) Regulations, 2015. (2) The financial results have been prepared in accordance with the Companies (Indian Accounting Standards) Rules, 2015 (Ind AS) as amended prescribed under Section 133 of the Companies Act, 2013 read with relevant rules thereunder and in terms of Regulation 33 of the SEBI (Listing Obligations and Disclosure Requirements) Regulations, 2015 and SEBI Circular dated July 5, 2016. (3) The figures for the 3 months ended on 31st March 2026 and corresponding 3 months ended on 31st March 2025 are balancing figures in respect of the full financial year and the year to date figures upto the third quarter of the respective financial years. (4) The Business activities of the company primarily falls within a single business i.e. Textiles. As such there is no separate reportable segment as per Ind AS 108 'Operating Segments'. (5) The Government of India has notified the Code of Social Security, 2020 and the Industrial Relations Code, 2020 along with related rules thereunder. The Company is in the process of assessing the impact of these Codes on Employee Benefits, employment terms and related compliances. Pending evaluation of the full impact and operational implementation of the applicable provisions, no effect has been recognised in the financial statements. (6) Previous periods' years' figures have been regrouped / reclassified wherever necessary, to conform to the classification for the quarter and year ended 31st March, 2026.

For, Aarnav Fashions Limited
Place : Ahmedabad Date : 30/05/2026
Sd/- **Sumit Champalal Agarwal**
Managing Director - DIN : 00356863
Scan QR code for Financial Results

THE BUSINESS DAILY

FOR DAILY BUSINESS

FINANCIAL EXPRESS
Read to Lead

DSJ KEEP LEARNING LIMITED
(Formerly known as DSJ Communications Limited)
CIN : L80100MH1989PLC054329
Regd. Office: 419-A, Arun Chambers, 4th Floor, Tardeo, Mumbai-400034
Tel: 897695825 Email id: compliance@dsjkeeplearning.com, Website: dsjkeeplearning.com
Extract of Statement of Audited Financial Results for the Quarter and Year ended 31st March, 2026 (Rs. in Lakhs except EPS)

Sr. No.	Particulars	FOR QUARTER ENDED 31.03.2026 (Audited)	FOR QUARTER ENDED 31.03.2025 (Audited)	FOR YEAR ENDED 31.03.2026 (Audited)	FOR YEAR ENDED 31.03.2025 (Audited)
		1	Total income from operations	149.94	330.71
2	Net Profit / (Loss) for the period before Tax, Exceptional and/or Extraordinary items	(112.18)	0.38	(123.54)	48.88
3	Net Profit / (Loss) for the period before tax after Exceptional and/or Extraordinary items	(112.18)	0.38	(123.54)	48.88
4	Net Profit / (Loss) for the period after tax (after Exceptional and/or Extraordinary items)	(75.98)	(3.93)	(96.70)	32.88
5	Total Comprehensive Income for the period [Comprising Profit / (Loss) for the period (after tax) and other Comprehensive Income (after tax)]	(75.99)	0.25	(96.71)	36.73
6	Paid-up equity share capital (Face Value of Re. 1/- each)	1,557.12	1,557.12	1,557.12	1,557.12
7	Reserves (excluding Revaluation Reserves as per Audited Balance Sheet of previous accounting year)	-	-	-	-
8	Earnings Per Share (of Re. 1/-each) (for continuing and discontinued Operations)- Basic: Diluted:	(0.05) (0.05)	(0.17) (0.17)	(0.06) (0.06)	0.03 0.03

Note: a) The above is an extract of the detailed format of Quarterly/Annual Financial Results filed with the Stock Exchanges under Regulation 33 of the SEBI (Listing Obligations and Disclosure Requirements) Regulations, 2015. The detailed financial results and this extract were reviewed by the Audit Committee and approved by the Board of Directors in their meeting held on 30th May, 2026. The full format of the Quarterly/Annual Financial Results is available on the website of the Company i.e. dsjkeeplearning.com and on the websites of the Stock Exchanges i.e. BSE Ltd. (www.bseindia.com) and National Stock Exchange of India Ltd. (www.nseindia.com). The same can also be accessed by scanning the QR Code Provided below:

For DSJ Keep Learning Limited
Sd/-
Pranav Padode
Managing Director & Chief Executive Officer
(DIN:08658387)

Place : Mumbai
Date : 30th May, 2026

RAINBOW DENIM LIMITED
CIN: L18101PB1999PLC022452
Email: rainbowdenimlimited@gmail.com, Website: www.rainbowdenim.com
Regd Office: Village Chaudhari, PO Dappar, Chandigarh Amabta National Highway, Punjab
Corp Office: 2nd Floor, SCO 404, Sector-20, Panchkula-134109

Sr. No.	Particulars	Standalone		
		3 months ended 31.03.2026 (Audited)	Year ended 31-03-2026 (Audited)	3 months ended 31-03-2025 (Audited)
1.	Total income from operation	6993.22	27,211.12	6,890.88
2.	Net Profit / (Loss) for the period (before Tax, Exceptional and/or Extraordinary items)	486.54	2,342.23	866.22
3.	Net Profit / (Loss) for the period before Tax (After Exceptional and/or Extraordinary items)	486.54	2,342.23	866.22
4.	Net Profit / (Loss) for the period after tax (After Exceptional and/or Extraordinary items)	486.54	2,342.23	866.22
5.	Total Comprehensive Income for the period [Comprising Profit / (Loss) for the period (after tax) and Other Comprehensive Income (after tax)]	-	-	-
6.	Equity Share Capital	132.84	132.84	132.84
7.	Reserves & Surplus (excluding Revaluation Reserve)	-	610.98	-
8.	Earning per share (before extraordinary items) (not annualised): (of rs. 10 each) (a) Basic (Rs.) (b) Diluted (Rs.)	3.66 3.66	17.63 17.63	6.52 6.52
9.	Earning per share (after extraordinary items) (not annualised): (of rs. 10 each) (a) Basic (Rs.) (b) Diluted (Rs.)	3.66 3.66	17.63 17.63	6.52 6.52

NOTES :- 1. The above is an extract of the detailed format of Quarterly financial Results filed with the Stock Exchanges under Regulation 33 of the SEBI (Listing and Other Disclosure Requirements) Regulations, 2015. The full format of the financial results are available on the Stock Exchange website (www.bseindia.com) and on the company's website (www.rainbowdenim.com). 2. The above results have been approved by the Board of Directors at their meeting held on 30th Day of May 2026.

For and on behalf of Board For Rainbow Denim Limited
Sunny Garg
Director
DIN NO. 02000004

Place: Panchkula
Date: 30-05-2026

AGGARSAIN SPINNERS LIMITED
CIN: L17297HR1998PLC034043
REGD. OFFICE: 2ND FLOOR, SCO 404, SECTOR-20, PANCHKULA
Phone- 0172-464468, 464477, Email- aggarsainspinners@gmail.com, website- www.aggarsainspinners.com
Extract of Standalone Audited Financial Results for the quarter and year ended 31st March 2026 (Rs. in Lakhs)

Sr. No.	Particulars	Standalone		
		3 months ended 31.03.2026 (Audited)	Year ended 31-03-2026 (Audited)	3 months ended 31-03-2025 (Audited)
1.	Total income from operation	2611.27	11,149.85	3,812.42
2.	Net Profit / (Loss) for the period (before Tax, Exceptional and/or Extraordinary items)	1.37	80.45	28.40
3.	Net Profit / (Loss) for the period before Tax (after Exceptional and/or Extraordinary items)	1.37	80.45	28.40
4.	Net Profit / (Loss) for the period after tax (after Exceptional and/or Extraordinary items)	7.18	59.34	21.37
5.	Total Comprehensive Income for the period [Comprising Profit / (Loss) for the period (after tax) and Other Comprehensive Income (after tax)]	-	-	-
6.	Equity Share Capital	350.34	350.34	350.34
7.	Reserves & Surplus (excluding Revaluation Reserve)	-	531.92	-
8.	Earning per share (before extraordinary items) (not annualised): (of rs. 10 each) (a) Basic (Rs.) (b) Diluted (Rs.)	0.24 0.24	1.69 1.69	0.61 0.61
9.	Earning per share (after extraordinary items) (not annualised): (of rs. 10 each) (a) Basic (Rs.) (b) Diluted (Rs.)	0.24 0.24	1.69 1.69	0.61 0.61

NOTES :- 1. The above is an extract of the detailed format of Quarterly financial Results filed with the Stock Exchanges under Regulation 33 of the SEBI (Listing and Other Disclosure Requirements) Regulations, 2015. The full format of the financial results are available on the Stock Exchange website (www.bseindia.com) and on the company's website (www.aggarsainspinners.com). 2. The above results have been reviewed by the Audit Committee and approved by the Board of Directors at their meeting held on 30-05-2026.

For and on behalf of Board For Rainbow Denim Limited
Sunny Garg
Managing Director
DIN NO. 02000004

Place: Panchkula
Date: 30-05-2026

TANDHAN INDUSTRIES LTD.
(Formerly known as Sanmitra Commercial Limited)
CIN: L22029MH1985PLC034963
Registered Office: 13, Prem Niwas, 652, Dr. Ambedkar Road, Khar West, Mumbai City, Maharashtra, India, 400052.
Email Id: sanmitracommercial@gmail.com, Website: www.sanmitracommercial.com

Statement of Standalone and Consolidated Profit and Loss for the Quarter and Year Ended 31st March 2026 (Amount in Lakhs)

Sr. No.	Particulars	STANDALONE				CONSOLIDATED			
		Quarter ended		Year ended		Quarter ended		Year ended	
		31.03.2026 (Audited)	31.12.2025 (Unaudited)	31.03.2025 (Audited)	31.03.2026 (Audited)	31.03.2025 (Unaudited)	31.03.2026 (Audited)	31.03.2025 (Unaudited)	31.03.2026 (Audited)
1	Revenue from operations	-	-	-	-	4,573.56	5,111.68	9,685.24	-
	Other income	(1.77)	1.03	45.63	13.77	61.03	195.87	128.58	324.45
	Total revenue	(1.77)	1.03	45.63	13.77	61.03	4,769.43	5,240.26	10,009.69
2	Expenses								
	Cost of material consumed	-	-	-	-	2,512.59	2,330.28	4,842.87	-
	Purchases of Stock in Trade	0.00	-	-	4.00	-	637.78	881.34	1,519.12
	Changes in Inventories of finished goods, Work in progress, And Stock in Trade	4.00	-	-	-	(237.80)	333.65	95.85	-
	Employee benefits expense	2.84	3.97	2.12	10.81	7.88	250.75	213.37	1,170.63
	Finance Cost	-	-	-	-	247.26	212.49	459.75	-
	Depreciation and amortization expense	-	-	0.01	-	0.04	124.14	77.27	201.41
	Other expenses	4.78	1.81	2.88	18.22	10.34	568.47	602.16	1,170.63
	Total expenses	11.63	5.78	5.00	33.03	18.26	4,103.19	4,650.56	8,753.75
3	Profit/(Loss) from ordinary activities before tax	(13.40)	(4.75)	40.63	(19.26)	42.76	666.24	589.70	1,255.94
4	Tax expense:								
	(1) Current tax	(0.61)	0.04	(5.93)	(0.57)	(5.93)	(148.63)	(152.37)	(301.00)
	(2) Deferred Tax	-	-	-	-	0.00	129.19	-	129.19
5	Profit/(Loss) from ordinary activities after tax	(14.01)	(4.71)	34.71	(19.83)	36.84	646.80	437.33	1,084.13
6	Other Comprehensive Income (OCI)								
	Item that will not be reclassified to profit or loss Gain/(Loss) on recognised on fair valuation of Financial Assets	(0.17)	(11.60)	(74.24)	(9.10)	(15.86)	10.15	(11.60)	(1.45)
	Income tax relating to these items	(3.60)	3.01	19.30	(1.28)	4.12	(2.50)	3.01	0.51
	Total Other Comprehensive Income (OCI)	(3.78)	(8.59)	(54.94)	(10.39)	(11.74)	7.65	(8.59)	(0.94)
	Profit/(Loss) for the Period	(17.79)	(13.30)	(20.23)	(30.22)	25.10	654.45	428.74	1,083.19
	Paid up Equity Share Capital (Face Value of Rs. 10 each)	4,977.25	4,977.25	110.00	4,977.25	110.00	4,977.25	4,977.25	4,977.25
6	Earning Per Share (EPS) (Not annualised)								
	(1) Basic	(0.03)	(0.01)	3.16	(0.09)	3.35	1.30	1.06	4.67
	(2) Diluted	(0.02)	(0.01)	3.16	(0.07)	3.35	1.30	1.06	4.67

Notes:
1. The above Standalone and Consolidated Financial Results for the quarter and year ended 31st March 2026 were reviewed by the Audit Committee and recommended to the Board, which was thereafter approved by the Board of Directors of the Company at its meeting held on 30th May 2026. The statutory auditors of the Company have carried out audit of the above financial results for the year for the quarter and year ended 31st March 2026 and have issued an unmodified opinion and review report respectively.
2. The results of the quarter ended 31st March 2026, and 31st March 2025 are balancing figures between audited results in respect of full financial year and published year to date results up to third quarter of relevant financial year and have been subjected to limited review by auditors.
3. During the year, the company successfully acquired 100% of share capital of Tandhan Polyplast Limited by consideration other than cash (i.e., swap of shares) vide Share Purchase and Share Subscription Agreement. As a result, consolidated financial results have been prepared and presented for the current quarter. Since this is the first year in which consolidated financial statements are being reported, comparative figures for prior periods are not available.
4. The company has no separate reportable segment therefore in the context of Ind AS 108, disclosure of segment information is not applicable.
5. Figures for the previous period have been regrouped/ reclassified wherever necessary to conform to current period's classification.

For TANDHAN INDUSTRIES LTD.
Sd/-
Ankit Jalan
Managing Director
DIN- 01835733

Place: Kolkata
Date: 30-05-2026

KACHCHH MINERALS LIMITED
CIN: L41001MH1981PLC024282
Reg. Office: Office No. 042, Kalpataru Avenue Premises Co-Op Soc Ltd, Akurli Road, Opposite ESIS Hospital, Kandivali East, Mumbai, Kandivali East, Maharashtra, India, 400101
Email Id: kachhmineral@yahoo.in

STATEMENT OF AUDITED FINANCIAL RESULTS FOR THE QUARTER AND FINANCIAL YEAR ENDED MARCH 31, 2026

The Board of Directors of the Company, at its Meeting held on Saturday, May 30, 2026 have, *inter-alia* approved the audited financial results of the Company, for the quarter and financial year ended March 31, 2026.

The results, along with the Auditor's Report thereon, have been posted on the Company's website at <https://www.kachchhminerals.in> and on the website of the stock exchange where the Company's shares are listed i.e. at www.bseindia.com. Also, it can be accessed by scanning the QR code.

For and on behalf of the Board of Directors of Kachchh Minerals Limited
Sd/-
Kuldip Bhachandra Vyas
Chairman & Director
DIN: 02529838

Place: Mumbai
Date: May 30, 2026

Note: The above intimation is in accordance with Regulation 33 read with Regulation 47(1) of the SEBI (Listing Obligation & Disclosure Requirements) Regulations, 2015.

RUDRABHISHEK ENTERPRISES LIMITED
Regd. Office: 820, ANTRIKSHA BHAWAN, K.G.MARG NEW DELHI DL 110001 IN
CIN: L74899DL1992PLC050142
Website: www.repl.global, Email: secretarial@replurbanplanners.com

STATEMENT OF AUDITED STANDALONE AND CONSOLIDATED FINANCIAL RESULTS FOR THE QUARTER & YEAR ENDED 31ST MARCH, 2026 (Rs. In Lakhs)

Sr. No.	Particulars	Standalone				Consolidated					
		Quarter Ended		Year Ended		Quarter Ended		Year Ended			
		31-03-2026 (Audited)	31-12-2025 (Unaudited)	31-03-2025 (Audited)	31-03-2026 (Audited)	31-03-2025 (Unaudited)	31-03-2026 (Audited)	31-03-2025 (Unaudited)	31-03-2026 (Audited)		
1	Total Income from operations	1,501.99	1,847.56	3,317.08	6,967.33	9,700.51	2,087.81	2,110.71	3,668.21	8,330.95	10,796.53
2	Net Profit/(Loss) for the										

AARNAV FASHIONS LIMITED



Registered Office & Factory :
Survey No. 302-305, Isanpur, Narol - Vatva Road, Ahmedabad - 382405
Tel. No. : 079-29702983 || CIN : L17100GJ1983PLC028990
Email Id : aarnavfashions@gmail.com || Website : www.aarnavgroup.com

AUDITED FINANCIAL RESULTS FOR THE QUARTER AND YEAR ENDED ON 31st MARCH, 2026

(Rs. in Lacs Except EPS)

Sr. No.	Particulars	For The Quarter			For The Year	
		ended 31/03/2026 (Audited)	ended 31/12/2025 (Unaudited)	ended 31/03/2025 (Audited)	ended 31/03/2026 (Audited)	ended 31/03/2025 (Audited)
Income						
1	Revenue from Operations	13270.46	9874.15	9145.18	46240.44	37808.37
2	Other Income	36.71	8.48	56.75	67.59	95.31
3	Total Income (1+2)	13307.17	9882.63	9201.93	46308.03	38003.68
Expenses :						
(a)	Cost of materials consumed	7181.74	5821.07	6495.92	27569.85	27263.73
(b)	Purchases of Stock-in-Trade	1755.04	384.28	255.84	4282.48	435.51
(c)	Changes in inventories of finished goods, work-in-progress and stock	1505.05	1118.59	-441.96	2907.99	(1715.94)
(d)	Employee benefits expense	237.14	219.21	228.11	895.24	872.72
(e)	Finance Costs	246.55	209.69	237.86	94.33	1019.00
(f)	Depreciation and amortization expense	213.73	201.37	233.22	817.48	801.84
(g)	Others Expenses	1709.85	1642.33	2069.82	7578.45	8100.95
	Total expenses (4)	12649.10	9596.54	9078.81	44994.92	36777.81
5	Profit from ordinary activities before exceptional items (3-4)	458.07	286.09	123.12	1313.11	1225.87
6	Exceptional items	0.00	0.00	0.00	0.00	0.00
7	Profit before tax (5-6)	458.07	286.09	123.12	1313.11	1225.87
8	Less - Tax expense					
(a)	Current tax net of Earlier Year Tax	125.00	115.65	57.00	385.00	370.00
(b)	Short / (Excess) Provision of earlier years	56.32	0.00	14.20	84.97	14.20
(c)	Deferred Tax (credit) / Charge	(46.49)	(15.00)	(46.27)	(91.49)	(82.27)
9	Net Profit for the period (7-8)	323.24	185.44	98.19	934.63	923.94
Other Comprehensive Income						
A	Items that will not be reclassified to profit or loss (Net of Taxes)	75.52	0.00	38.26	75.52	38.26
B	Items that will be reclassified to profit or loss (Net of Taxes)	0.00	0.00	0.00	0.00	0.00
11	Total Comprehensive Income after Tax (9+10)	398.76	185.44	136.45	1010.15	962.20
12	Paid-up Equity Share Capital (Face value of Rs. 10/- per share)	4223.86	4223.86	4223.86	4223.86	4223.86
13	Other Equity (Excluding Revaluation Reserves)	15434.42		14424.26	15434.42	14424.26
Earnings per equity share (not annualised) (in Rs.) (face value Rs. 10 each)						
(1)	Basic	0.77	0.44	0.23	2.21	2.19
(2)	Diluted	0.77	0.44	0.23	2.21	2.19

Notes: (1) The above financial results for the quarter and year ended 31st March, 2026 were reviewed and recommended by the Audit Committee and approved by the Board of Directors at their respective meetings held on 30th May, 2026 and Audited by Statutory Auditor of the Company. The Statutory Auditor expressed an unmodified audit opinion. The financial results are being published in accordance with regulation 33 of the SEBI (Listing Obligations and Disclosure Requirements) Regulations, 2015. (2) The financial results have been prepared in accordance with the Companies (Indian Accounting Standards) Rules, 2015 (Ind AS) as amended prescribed under Section 133 of the Companies Act, 2013 read with relevant rules thereunder and in terms of Regulation 33 of the SEBI (Listing Obligations and Disclosure Requirements) Regulations, 2015 and SEBI Circular dated July 5, 2016. (3) The figures for the 3 months ended on 31st March 2026 and corresponding 3 months ended on 31st March 2025 are balancing figures in respect of the full financial year and the year to date figures upto the third quarter of the respective financial years. (4) The business activities of the company primarily falls within a single business i.e. Textiles. As such there is no separate reportable segment as per Ind AS 108 'Operating Segments'. (5) The Government of India has notified the Code of Social Security, 2020 and the Industrial Relations Code, 2020 along with related rules thereunder. The Company is in the process of assessing the impact of these Codes on Employee Benefits, employment terms and related compliances. Pending evaluation of the full impact and operational implementation of the applicable provisions, no effect has been recognised in the financial statements. (6) Previous periods' years' figures have been regrouped / reclassified wherever necessary, to conform to the classification for the quarter and year ended 31st March, 2026.

For, Aarnav Fashions Limited
Place : Ahmedabad Date : 30/05/2026
sd/- **Sumit Chhampal Agarwal**
Managing Director - DIN : 00356863
Scan QR code for Financial Results

FINANCIAL EXPRESS

THE BUSINESS DAILY

FOR DAILY BUSINESS

Read to Lead

DSJ KEEP LEARNING LIMITED

(Formerly known as DSJ Communications Limited)
CIN : L80100MH1989PLC054329
Regd. Office: 419-A, Arun Chambers, 4th Floor, Tardeo, Mumbai-400034
Tel: 897695825 Email id: compliance@dsjkeeplearning.com, Website: dsjkeeplearning.com

Extract of Statement of Audited Financial Results for the Quarter and Year ended 31st March, 2026

(Rs. in Lakhs except EPS)

Sr. No.	Particulars	FOR QUARTER ENDED 31.03.2026 (Audited)	FOR QUARTER ENDED 31.03.2025 (Audited)	FOR YEAR ENDED 31.03.2026 (Audited)	FOR YEAR ENDED 31.03.2025 (Audited)
1	Total income from operations	149.94	330.71	789.00	997.60
2	Net Profit / (Loss) for the period before Tax, Exceptional and/or Extraordinary items	(112.18)	0.38	(123.54)	48.88
3	Net Profit / (Loss) for the period before tax after Exceptional and/or Extraordinary items	(112.18)	0.38	(123.54)	48.88
4	Net Profit / (Loss) for the period after tax (after Exceptional and/or Extraordinary items)	(75.98)	(3.93)	(96.70)	32.88
5	Total Comprehensive Income for the period [Comprising Profit / (Loss) for the period (after tax) and other Comprehensive Income (after tax)]	(75.99)	0.25	(96.71)	36.73
6	Paid-up equity share capital (Face Value of Re. 1/- each)	1,557.12	1,557.12	1,557.12	1,557.12
7	Reserves (excluding Revaluation Reserves as per Audited Balance Sheet of previous accounting year)	-	-	-	-
8	Earnings Per Share (of Re. 1/-each) (for continuing and discontinued Operations)- Basic: Diluted:	(0.05) (0.05)	(0.17) (0.17)	(0.06) (0.06)	0.03 0.03

Note: a) The above is an extract of the detailed format of Quarterly/Annual Financial Results filed with the Stock Exchanges under Regulation 33 of the SEBI (Listing Obligations and Disclosure Requirements) Regulations, 2015. The detailed financial results and this extract were reviewed by the Audit Committee and approved by the Board of Directors in their meeting held on 30th May, 2026. The full format of the Quarterly/Annual Financial Results is available on the website of the Company i.e. dsjkeeplearning.com and on the websites of the Stock Exchanges i.e. BSE Ltd. (www.bseindia.com) and National Stock Exchange of India Ltd. (www.nseindia.com). The same can also be accessed by scanning the QR Code Provided below:

For DSJ Keep Learning Limited
sd/-
Pranav Padode
Managing Director & Chief Executive Officer
(DIN:08658387)

Place : Mumbai
Date : 30th May, 2026

RAINBOW DENIM LIMITED

CIN: L18101PB1999PLC022452
Email: rainbowdenimlimited@gmail.com, Website: www.rainbowdenim.com
Regd Office: Village Chaudhari, PO Dappar, Chandigarh Amabta National Highway, Punjab
Corp Office: 2nd Floor, SCO 404, Sector-20, Panchkula-134109

Sr. No.	Particulars	Standalone			
		3 months ended 31.03.2026 (Audited)	Year ended 31-03-2026 (Audited)	3 months ended 31-03-2025 (Audited)	
1.	Total income from operation	6993.22	27,211.12	6,890.88	
2.	Net Profit / (Loss) for the period (before Tax, Exceptional and/or Extraordinary items)	486.54	2,342.23	866.22	
3.	Net Profit / (Loss) for the period before Tax (After Exceptional and/or Extraordinary items)	486.54	2,342.23	866.22	
4.	Net Profit / (Loss) for the period after tax (After Exceptional and/or Extraordinary items)	486.54	2,342.23	866.22	
5.	Total Comprehensive Income for the period [Comprising Profit / (Loss) for the period (after tax) and Other Comprehensive Income (after tax)]	-	-	-	
6.	Equity Share Capital	132.84	132.84	132.84	
7.	Reserves & Surplus (excluding Revaluation Reserve)	-	610.98	-	
8.	Earning per share (before extraordinary items) (not annualised): (of rs. 10 each)	(a) Basic (Rs.) (b) Diluted (Rs.)	3.66 3.66	17.63 17.63	6.52 6.52
9.	Earning per share (after extraordinary items) (not annualised): (of rs. 10 each)	(a) Basic (Rs.) (b) Diluted (Rs.)	3.66 3.66	17.63 17.63	6.52 6.52

NOTES :- 1. The above is an extract of the detailed format of Quarterly financial Results filed with the Stock Exchanges under Regulation 33 of the SEBI (Listing and Other Disclosure Requirements) Regulations, 2015. The full format of the financial results are available on the Stock Exchange website (www.bseindia.com) and on the company's website (www.rainbowdenim.com). 2. The above results have been approved by the Board of Directors at their meeting held on 30th Day of May 2026.

For and on behalf of Board
For Rainbow Denim Limited
Sunny Garg
Director
DIN NO. 02000004

Place: Panchkula
Date: 30-05-2026

AGGARSAIN SPINNERS LIMITED

CIN: L17297HR1998PLC034043
REGD. OFFICE: 2ND FLOOR, SCO 404, SECTOR-20, PANCHKULA
Phone- 0172-464468, 464477, Email- aggarsainspinners@gmail.com, website- www.aggarsainspinners.com

Sr. No.	Particulars	Standalone			
		3 months ended 31.03.2026 (Audited)	Year ended 31-03-2026 (Audited)	3 months ended 31-03-2025 (Audited)	
1.	Total income from operation	2611.27	11,149.85	3,812.42	
2.	Net Profit / (Loss) for the period (before Tax, Exceptional and/or Extraordinary items)	1.37	80.45	28.40	
3.	Net Profit / (Loss) for the period before Tax (after Exceptional and/or Extraordinary items)	1.37	80.45	28.40	
4.	Net Profit / (Loss) for the period after tax (after Exceptional and/or Extraordinary items)	7.18	59.34	21.37	
5.	Total Comprehensive Income for the period [Comprising Profit / (Loss) for the period (after tax) and Other Comprehensive Income (after tax)]	-	-	-	
6.	Equity Share Capital	350.34	350.34	350.34	
7.	Reserves & Surplus (excluding Revaluation Reserve)	-	531.92	-	
8.	Earning per share (before extraordinary items) (not annualised): (of rs. 10 each)	(a) Basic (Rs.) (b) Diluted (Rs.)	0.24 0.24	1.69 1.69	0.61 0.61
9.	Earning per share (after extraordinary items) (not annualised): (of rs. 10 each)	(a) Basic (Rs.) (b) Diluted (Rs.)	0.24 0.24	1.69 1.69	0.61 0.61

NOTES :- 1. The above is an extract of the detailed format of Quarterly financial Results filed with the Stock Exchanges under Regulation 33 of the SEBI (Listing and Other Disclosure Requirements) Regulations, 2015. The full format of the financial results are available on the Stock Exchange website (www.bseindia.com) and on the company's website (www.aggarsainspinners.com). 2. The above results have been reviewed by the Audit Committee and approved by the Board of Directors at their meeting held on 30-05-2026.

For and on behalf of Board
For Aggarsain Spinners Limited
Sunny Garg
Managing Director
DIN NO. 02000004

Place: Panchkula
Date: 30-05-2026

TANDHAN INDUSTRIES LTD.

(Formerly known as Sanmitra Commercial Limited)
CIN: L22029MH1985PLC034963

Registered Office: 13, Prem Niwas, 652, Dr. Ambedkar Road, Khar West, Mumbai City, Maharashtra, India, 400052.
Email Id: sanmitracommercial@gmail.com, Website: www.sanmitracommercial.com

Statement of Standalone and Consolidated Profit and Loss for the Quarter and Year Ended 31st March 2026

(Amount in Lakhs)

Sr. No.	Particulars	STANDALONE				CONSOLIDATED			
		Quarter ended		Year ended		Quarter ended		Year ended	
		31.03.2026 (Audited)	31.12.2025 (Unaudited)	31.03.2025 (Audited)	31.03.2026 (Audited)	31.03.2025 (Audited)	31.03.2026 (Audited)	31.03.2025 (Unaudited)	31.03.2026 (Audited)
1	Revenue from operations	-	-	-	-	4,573.56	5,111.68	9,685.24	-
	Other income	(1.77)	1.03	45.63	13.77	61.03	195.87	128.58	324.45
	Total revenue	(1.77)	1.03	45.63	13.77	61.03	4,769.43	5,240.26	10,009.69
2	Expenses								
	Cost of material consumed	-	-	-	-	2,512.59	2,330.28	4,842.87	-
	Purchases of Stock in Trade	0.00	-	-	4.00	-	637.78	881.34	1,519.12
	Changes in Inventories of finished goods, Work in progress, And Stock in Trade	4.00	-	-	-	(237.80)	333.65	95.85	-
	Employee benefits expense	2.84	3.97	2.12	10.81	7.88	250.75	213.37	1,170.63
	Finance Cost	-	-	-	-	247.26	212.49	459.75	-
	Depreciation and amortization expense	-	-	0.01	-	0.04	124.14	77.27	201.41
	Other expenses	4.78	1.81	2.88	18.22	10.34	568.47	602.16	1,170.63
	Total expenses	11.63	5.78	5.00	33.03	18.26	4,103.19	4,650.56	8,753.75
3	Profit/(Loss) from ordinary activities before tax	(13.40)	(4.75)	40.63	(19.26)	42.76	666.24	589.70	1,255.94
4	Tax expense:								
	(1) Current tax	(0.61)	0.04	(5.93)	(0.57)	(5.93)	(148.63)	(152.37)	(301.00)
	(2) Deferred Tax	-	-	-	-	0.00	129.19	-	129.19
5	Profit/(Loss) from ordinary activities after tax	(14.01)	(4.71)	34.71	(19.83)	36.84	646.80	437.33	1,084.13
6	Other Comprehensive Income (OCI)								
	Item that will not be reclassified to profit or loss Gain/(Loss) on recognised on fair valuation of Financial Assets	(0.17)	(11.60)	(74.24)	(9.10)	(15.86)	10.15	(11.60)	(1.45)
	Income tax relating to these items	(3.60)	3.01	19.30	(1.28)	4.12	(2.50)	3.01	0.51
	Total Other Comprehensive Income (OCI)	(3.78)	(8.59)	(54.94)	(10.39)	(11.74)	7.65	(8.59)	(0.94)
	Profit/(Loss) for the Period	(17.79)	(13.30)	(20.23)	(30.22)	25.10	654.45	428.74	1,083.19
	Paid up Equity Share Capital (Face Value of Rs. 10 each)	4,977.25	4,977.25	110.00	4,977.25	110.00	4,977.25	4,977.25	4,977.25
6	Earning Per Share (EPS) (Not annualised)								
	(1) Basic	(0.03)	(0.01)	3.16	(0.09)	3.35	1.30	1.06	4.67
	(2) Diluted	(0.02)	(0.01)	3.16	(0.07)	3.35	1.30	1.06	4.67

Notes: 1. The above Standalone and Consolidated Financial Results for the quarter and year ended 31st March 2026 were reviewed by the Audit Committee and recommended to the Board, which was thereafter approved by the Board of Directors of the Company at its meeting held on 30th May 2026. The statutory auditors of the Company have carried out audit of the above financial results for the year for the quarter and year ended 31st March 2026 and have issued an unmodified opinion and review report respectively. 2. The results of the quarter ended 31st March 2026, and 31st March 2025 are balancing figures between audited results in respect of full financial year and published year to date results up to third quarter of relevant financial year and have been subjected to limited review by auditors. 3. During the year, the company successfully acquired 100% of share capital of Tandhan Polyplast Limited by consideration other than cash (i.e., swap of shares) vide Share Purchase and Share Subscription Agreement. As a result, consolidated financial results have been prepared and presented for the current quarter. Since this is the first year in which consolidated financial statements are being reported, comparative figures for prior periods are not available. 4. The company has no separate reportable segment therefore in the context of Ind AS 108, disclosure of segment information is not applicable. 5. Figures for the previous period have been regrouped/ reclassified wherever necessary to conform to current period's classification.

For TANDHAN INDUSTRIES LTD.
sd/-
Ankit Jalan
Managing Director
DIN- 01835733

Place: Kolkata
Date: 30-05-2026

KACHCHH MINERALS LIMITED

CIN: L41001MH1981PLC024282
Reg. Office: Office No. 042, Kalpataru Avenue Premises Co-Op Soc Ltd, Akurli Road, Opposite ESIS Hospital, Kandivali East, Mumbai, Kandivali East, Maharashtra, India, 400101
Email Id: kachhmineral@yahoo.in

STATEMENT OF AUDITED FINANCIAL RESULTS FOR THE QUARTER AND FINANCIAL YEAR ENDED MARCH 31, 2026

The Board of Directors of the Company, at its Meeting held on Saturday, May 30, 2026 have, *inter-alia* approved the audited financial results of the Company, for the quarter and financial year ended March 31, 2026.

The results, along with the Auditor's Report thereon, have been posted on the Company's website at <https://www.kachchhminerals.in> and on the website of the stock exchange where the Company's shares are listed i.e. at www.bseindia.com. Also, it can be accessed by scanning the QR code.

For and on behalf of the Board of Directors of Kachchh Minerals Limited
sd/-
Kuldip Bhachandra Vyas
Chairman & Director
DIN: 02529838

Place: Mumbai
Date: May 30, 2026

Note: The above intimation is in accordance with Regulation 33 read with Regulation 47(1) of the SEBI (Listing Obligation & Disclosure Requirements) Regulations, 2015.

RUDRABHISHEK ENTERPRISES LIMITED

Regd. Office: 820, ANTRIKSHA BHAWAN, K.G. MARG NEW DELHI DL 110001 IN
CIN: L74899DL1992PLC050142
Website: www.repl.global, Email: secretarial@replurbanplanners.com

STATEMENT OF AUDITED STANDALONE AND CONSOLIDATED FINANCIAL RESULTS FOR THE QUARTER & YEAR ENDED 31ST MARCH, 2026

(Rs. In Lakhs)

Sr. No.	Particulars	Standalone				Consolidated			
		Quarter Ended		Year Ended		Quarter Ended		Year Ended	
		31-0							

AARNAV FASHIONS LIMITED



Registered Office & Factory :
Survey No. 302-305, Isanpur, Narol - Vatva Road, Ahmedabad - 382405
Tel. No. : 079-29702983 || CIN : L17100GJ1983PLC028990
Email Id : aarnavfashions@gmail.com || Website : www.aarnavgroup.com

AUDITED FINANCIAL RESULTS FOR THE QUARTER AND YEAR ENDED ON 31st MARCH, 2026 (Rs. in Lacs Except EPS)

Sr. No.	Particulars	For The Quarter			For The Year	
		ended 31/03/2026 (Audited)	ended 31/12/2025 (Unaudited)	ended 31/03/2025 (Audited)	ended 31/03/2026 (Audited)	ended 31/03/2025 (Audited)
Income						
1	Revenue from Operations	13270.46	9874.15	9145.18	46240.44	37808.37
2	Other Income	36.71	8.48	56.75	67.59	95.31
3	Total Income (1+2)	13307.17	9882.63	9201.93	46308.03	38003.68
Expenses :						
(a)	Cost of materials consumed	7181.74	5821.07	6495.92	27569.85	27263.73
(b)	Purchases of Stock-in-Trade	1755.04	384.28	255.84	4282.48	435.51
(c)	Changes in inventories of finished goods, work-in-progress and stock	1505.05	1118.59	-441.96	2907.99	(1715.94)
(d)	Employee benefits expense	237.14	219.21	228.11	895.24	872.72
(e)	Finance Costs	246.55	209.69	237.86	943.43	1019.00
(f)	Depreciation and amortization expense	213.73	201.37	233.22	817.48	801.84
(g)	Others Expenses	1709.85	1642.33	2069.82	7578.45	8100.95
	Total expenses (4)	12649.10	9596.54	9078.81	44994.92	36777.81
5	Profit from ordinary activities before exceptional items (3-4)	458.07	286.09	123.12	1313.11	1225.87
6	Exceptional items	0.00	0.00	0.00	0.00	0.00
7	Profit before tax (5-6)	458.07	286.09	123.12	1313.11	1225.87
8	Less - Tax expense					
(a)	Current tax net of Earlier Year Tax	125.00	115.65	57.00	385.00	370.00
(b)	Short / (Excess) Provision of earlier years	56.32	0.00	14.20	84.97	14.20
(c)	Deferred Tax (credit) / Charge	(46.49)	(15.00)	(46.27)	(91.49)	(82.27)
9	Net Profit for the period (7-8)	323.24	185.44	98.19	934.63	923.94
Other Comprehensive Income						
A	Items that will not be reclassified to profit or loss (Net of Taxes)	75.52	0.00	38.26	75.52	38.26
B	Items that will be reclassified to profit or loss (Net of Taxes)	0.00	0.00	0.00	0.00	0.00
11	Total Comprehensive Income after Tax (9+10)	398.76	185.44	136.45	1010.15	962.20
12	Paid-up Equity Share Capital (Face value of Rs.10/- per share)	4223.86	4223.86	4223.86	4223.86	4223.86
13	Other Equity (Excluding Revaluation Reserves)	15434.42		14424.26	15434.42	14424.26
Earnings per equity share (not annualised) (in Rs.) (face value Rs. 10 each)						
(1)	Basic	0.77	0.44	0.23	2.21	2.19
(2)	Diluted	0.77	0.44	0.23	2.21	2.19

Notes: (1) The above financial results for the quarter and year ended 31st March, 2026 were reviewed and recommended by the Audit Committee and approved by the Board of Directors at their respective meetings held on 30th May, 2026 and Audited by Statutory Auditor of the Company. The Statutory Auditor expressed an un-modified audit opinion. The financial results are being published in accordance with regulation 33 of the SEBI (Listing Obligations and Disclosure Requirements) Regulations, 2015. (2) The financial results have been prepared in accordance with the Companies (Indian Accounting Standards) Rules, 2015 (Ind AS) as amended prescribed under Section 133 of the Companies Act, 2013 read with relevant rules thereunder and in terms of Regulation 33 of the SEBI (Listing Obligations and Disclosure Requirements) Regulations, 2015 and SEBI Circular dated July 5, 2016. (3) The figures for the 3 months ended on 31st March 2026 and corresponding 3 months ended on 31st March 2025 are balancing figures in respect of the full financial year and the year to date figures upto the third quarter of the respective financial years. (4) The business activities of the company primarily falls within a single business i.e. Textiles. As such there is no separate reportable segment as per Ind AS 108 'Operating Segments'. (5) The Government of India has notified the Code of Social Security, 2020 and the Industrial Relations Code, 2020 along with related rules thereunder. The Company is in the process of assessing the impact of these Codes on Employee Benefits, employment terms and related compliances. Pending evaluation of the full impact and operational implementation of the applicable provisions, no effect has been recognised in the financial statements. (6) Previous periods' years' figures have been regrouped / reclassified wherever necessary, to conform to the classification for the quarter and year ended 31st March, 2026.

For, Aarnav Fashions Limited
Place : Ahmedabad Date : 30/05/2026
Sd/- **Sumit Champalal Agarwal**
Managing Director - DIN : 00356863
Scan QR code for Financial Results

FINANCIAL EXPRESS

THE BUSINESS DAILY

FOR DAILY BUSINESS

FINANCIAL EXPRESS
Read to Lead

DSJ KEEP LEARNING LIMITED
(Formerly known as DSJ Communications Limited)
CIN : L80100MH1989PLC054329
Regd. Office: 419-A, Arun Chambers, 4th Floor, Tardeo, Mumbai-400034
Tel: 897695825 Email id: compliance@dsjkeeplearning.com, Website: dsjkeeplearning.com
Extract of Statement of Audited Financial Results for the Quarter and Year ended 31st March, 2026 (Rs. in Lakhs except EPS)

Sr. No.	Particulars	FOR QUARTER ENDED 31.03.2026 (Audited)	FOR QUARTER ENDED 31.03.2025 (Audited)	FOR YEAR ENDED 31.03.2026 (Audited)	FOR YEAR ENDED 31.03.2025 (Audited)
		1	Total income from operations	149.94	330.71
2	Net Profit / (Loss) for the period before Tax, Exceptional and/or Extraordinary items	(112.18)	0.38	(123.54)	48.88
3	Net Profit / (Loss) for the period before tax after Exceptional and/or Extraordinary items	(112.18)	0.38	(123.54)	48.88
4	Net Profit / (Loss) for the period after tax (after Exceptional and/or Extraordinary items)	(75.98)	(3.93)	(96.70)	32.88
5	Total Comprehensive Income for the period [Comprising Profit / (Loss) for the period (after tax) and other Comprehensive Income (after tax)]	(75.99)	0.25	(96.71)	36.73
6	Paid-up equity share capital (Face Value of Re. 1/- each)	1,557.12	1,557.12	1,557.12	1,557.12
7	Reserves (excluding Revaluation Reserves as per Audited Balance Sheet of previous accounting year)	-	-	-	-
8	Earnings Per Share (of Re. 1/-each) (for continuing and discontinued Operations)- Basic: Diluted:	(0.05) (0.05)	(0.17) (0.17)	(0.06) (0.06)	0.03 0.03

Note: a) The above is an extract of the detailed format of Quarterly/Annual Financial Results filed with the Stock Exchanges under Regulation 33 of the SEBI (Listing Obligations and Disclosure Requirements) Regulations, 2015. The detailed financial results and this extract were reviewed by the Audit Committee and approved by the Board of Directors in their meeting held on 30th May, 2026. The full format of the Quarterly/Annual Financial Results is available on the website of the Company i.e. dsjkeeplearning.com and on the websites of the Stock Exchanges i.e. BSE Ltd. (www.bseindia.com) and National Stock Exchange of India Ltd. (www.nseindia.com). The same can also be accessed by scanning the QR Code Provided below:

For DSJ Keep Learning Limited
Sd/-
Pranav Padode
Managing Director & Chief Executive Officer
(DIN:08658387)

Place : Mumbai Date : 30th May, 2026

RAINBOW DENIM LIMITED
CIN: L18101PB1999PLC022452
Email: rainbowdenimlimited@gmail.com, Website: www.rainbowdenim.com
Regd Office: Village Chaudhari, PO Dappar, Chandigarh Amabta National Highway, Punjab
Corp Office: 2nd Floor, SCO 404, Sector-20, Panchkula-134109

Sr. No.	Particulars	Standalone		
		3 months ended 31.03-2026 (Audited)	Year ended 31-03-2026 (Audited)	3 months ended 31-03-2025 (Audited)
1.	Total income from operation	6993.22	27,211.12	6,890.88
2.	Net Profit / (Loss) for the period (before Tax, Exceptional and/or Extraordinary items)	486.54	2,342.23	866.22
3.	Net Profit / (Loss) for the period before Tax (After Exceptional and/or Extraordinary items)	486.54	2,342.23	866.22
4.	Net Profit / (Loss) for the period after tax (After Exceptional and/or Extraordinary items)	486.54	2,342.23	866.22
5.	Total Comprehensive Income for the period [Comprising Profit / (Loss) for the period (after tax) and Other Comprehensive Income (after tax)]	-	-	-
6.	Equity Share Capital	132.84	132.84	132.84
7.	Reserves & Surplus (excluding Revaluation Reserve)	-	610.98	-
8.	Earning per share (before extraordinary items)(not annualised): (of rs. 10 each)	3.66 (a) Basic (Rs.) 3.66 (b) Diluted (Rs.)	17.63	6.52
9.	Earning per share (after extraordinary items)(not annualised): (of rs. 10 each)	3.66 (a) Basic (Rs.) 3.66 (b) Diluted (Rs.)	17.63	6.52

NOTES :- 1. The above is an extract of the detailed format of Quarterly financial Results filed with the Stock Exchanges under Regulation 33 of the SEBI (Listing and Other Disclosure Requirements) Regulations, 2015. The full format of the financial results are available on the Stock Exchange website (www.bseindia.com) and on the company's website (www.rainbowdenim.com). 2. The above results have been approved by the Board of Directors at their meeting held on 30th Day of May 2026.

For and on behalf of Board For Rainbow Denim Limited
Sunny Garg
Director
DIN NO. 02000004

Place: Panchkula Date: 30-05-2026

AGGARSAIN SPINNERS LIMITED
CIN: L17297HR1998PLC034043
REGD. OFFICE: 2ND FLOOR, SCO 404, SECTOR-20, PANCHKULA
Phone- 0172-464468, 464477, Email- aggarsainspinners@gmail.com, website- www.aggarsainspinners.com
Extract of Standalone Audited Financial Results for the quarter and year ended 31st March 2026 (Rs. in Lakhs)

Sr. No.	Particulars	Standalone		
		3 months ended 31.03-2026 (Audited)	Year ended 31-03-2026 (Audited)	3 months ended 31-03-2025 (Audited)
1.	Total income from operation	2611.27	11,149.85	3,812.42
2.	Net Profit / (Loss) for the period (before Tax, Exceptional and/or Extraordinary items)	1.37	80.45	28.40
3.	Net Profit / (Loss) for the period before Tax (after Exceptional and/or Extraordinary items)	1.37	80.45	28.40
4.	Net Profit / (Loss) for the period after tax (after Exceptional and/or Extraordinary items)	7.18	59.34	21.37
5.	Total Comprehensive Income for the period [Comprising Profit / (Loss) for the period (after tax) and Other Comprehensive Income (after tax)]	-	-	-
6.	Equity Share Capital	350.34	350.34	350.34
7.	Reserves & Surplus (excluding Revaluation Reserve)	-	531.92	-
8.	Earning per share (before extraordinary items)(not annualised): (of rs. 10 each)	0.24 (a) Basic (Rs.) 0.24 (b) Diluted (Rs.)	1.69	0.61
9.	Earning per share (after extraordinary items)(not annualised): (of rs. 10 each)	0.24 (a) Basic (Rs.) 0.24 (b) Diluted (Rs.)	1.69	0.61

NOTES :- 1. The above is an extract of the detailed format of Quarterly financial Results filed with the Stock Exchanges under Regulation 33 of the SEBI (Listing and Other Disclosure Requirements) Regulations, 2015. The full format of the financial results are available on the Stock Exchange website (www.bseindia.com) and on the company's website (www.aggarsainspinners.com). 2. The above results have been reviewed by the Audit Committee and approved by the Board of Directors at their meeting held on 30-05-2026.

For and on behalf of the Board of Directors of Kachchh Minerals Limited
Sd/-
Kuldip Bhachandra Vyas
Chairman & Director
DIN: 02529838

Place: Panchkula Date: 30-05-2026

TANDHAN INDUSTRIES LTD.
(Formerly known as Sanmitra Commercial Limited)
CIN: L22029MH1985PLC034963
Registered Office: 13, Prem Niwas, 652, Dr. Ambedkar Road, Khar West, Mumbai City, Maharashtra, India, 400052.
Email Id: sanmitracommercial@gmail.com, Website: www.sanmitracommercial.com

Statement of Standalone and Consolidated Profit and Loss for the Quarter and Year Ended 31st March 2026 (Amount in Lakhs)

Sr. No.	Particulars	STANDALONE				CONSOLIDATED			
		Quarter ended		Year ended		Quarter ended		Year ended	
		31.03.2026 (Audited)	31.12.2025 (Unaudited)	31.03.2025 (Audited)	31.03.2026 (Audited)	31.03.2025 (Unaudited)	31.03.2026 (Audited)	31.03.2025 (Audited)	
1	Revenue from operations	-	-	-	-	4,573.56	5,111.68	9,685.24	
	Other income	(1.77)	1.03	45.63	13.77	61.03	195.87	324.45	
	Total revenue	(1.77)	1.03	45.63	13.77	61.03	4,769.43	10,009.69	
2 Expenses									
	Cost of material consumed	-	-	-	-	2,512.59	2,330.28	4,842.87	
	Purchases of Stock in Trade	0.00	-	-	4.00	637.78	881.34	1,519.12	
	Changes in Inventories of finished goods, Work in progress, And Stock in Trade	4.00	-	-	-	(237.80)	333.65	95.85	
	Employee benefits expense	2.84	3.97	2.12	10.81	7.88	250.75	213.37	
	Finance Cost	-	-	-	-	247.26	212.49	459.75	
	Depreciation and amortization expense	-	-	0.01	-	0.04	124.14	77.27	
	Other expenses	4.78	1.81	2.88	18.22	10.34	568.47	1,170.63	
	Total expenses	11.63	5.78	5.00	33.03	18.26	4,103.19	6,650.56	
3	Profit/(Loss) from ordinary activities before tax	(13.40)	(4.75)	40.63	(19.26)	42.76	4,659.70	1,255.94	
4	Tax expense:								
(1)	Current tax	(0.61)	0.04	(5.93)	(0.57)	(5.93)	(148.63)	(152.37)	
(2)	Deferred Tax	-	-	-	0.00	129.19	-	129.19	
5	Profit/(Loss) from ordinary activities after tax	(14.01)	(4.71)	34.71	(19.83)	36.84	4,640.80	1,084.13	
6 Other Comprehensive Income (OCI)									
	Item that will not be reclassified to profit or loss Gain/(Loss) on recognised on fair valuation of Financial Assets	(0.17)	(11.60)	(74.24)	(9.10)	(15.86)	10.15	(11.60)	
	Income tax relating to these items	(3.60)	3.01	19.30	(1.28)	4.12	(2.50)	3.01	
	Total Other Comprehensive Income (OCI)	(3.78)	(8.59)	(54.94)	(10.39)	(11.74)	7.65	(8.59)	
	Profit/(Loss) for the Period	(17.79)	(13.30)	(20.23)	(30.22)	25.10	654.45	428.74	
	Paid up Equity Share Capital (Face Value of Rs. 10 each)	4,977.25	4,977.25	110.00	4,977.25	110.00	4,977.25	4,977.25	
6 Earning Per Share (EPS) (Not annualised)									
(1)	Basic	(0.03)	(0.01)	3.16	(0.09)	3.35	1.30	1.06	
(2)	Diluted	(0.02)	(0.01)	3.16	(0.07)	3.35	1.30	1.06	

Notes: 1. The above Standalone and Consolidated Financial Results for the quarter and year ended 31st March 2026 were reviewed by the Audit Committee and recommended to the Board, which was thereafter approved by the Board of Directors of the Company at its meeting held on 30th May 2026. The statutory auditors of the Company have carried out audit of the above financial results for the year for the quarter and year ended 31st March 2026 and have issued an unmodified opinion and review report respectively.

2. The results of the quarter ended 31st March 2026, and 31st March 2025 are balancing figures between audited results in respect of full financial year and published year to date results up to third quarter of relevant financial year and have been subjected to limited review by auditors.

3. During the year, the company successfully acquired 100% of share capital of Tandhan Polyplast Limited by consideration other than cash (i.e., swap of shares) vide Share Purchase and Share Subscription Agreement. As a result, consolidated financial results have been prepared and presented for the current quarter. Since this is the first year in which consolidated financial statements are being reported, comparative figures for prior periods are not available.

4. The company has no separate reportable segment therefore in the context of Ind AS 108, disclosure of segment information is not applicable.

5. Figures for the previous period have been regrouped/ reclassified wherever necessary to conform to current period's classification.

For TANDHAN INDUSTRIES LTD.
Sd/-
Ankit Jalan
Managing Director
DIN- 01835733

Place: Kolkata Date: 30-05-2026

KACHCHH MINERALS LIMITED
CIN: L41001MH1981PLC024282
Reg. Office: Office No. 042, Kalpataru Avenue Premises Co-Op Soc Ltd, Akurli Road, Opposite ESIS Hospital, Kandivali East, Mumbai, Kandivali East, Maharashtra, India, 400101
Email Id: kachhmineral@yahoo.in

STATEMENT OF AUDITED FINANCIAL RESULTS FOR THE QUARTER AND FINANCIAL YEAR ENDED MARCH 31, 2026

The Board of Directors of the Company, at its Meeting held on Saturday, May 30, 2026 have, *inter-alia* approved the audited financial results of the Company, for the quarter and financial year ended March 31, 2026.

The results, along with the Auditor's Report thereon, have been posted on the Company's website at <https://www.kachchhminerals.in> and on the website of the stock exchange where the Company's shares are listed i.e. at www.bseindia.com. Also, it can be accessed by scanning the QR code.

For and on behalf of the Board of Directors of Kachchh Minerals Limited
Sd/-
Kuldip Bhachandra Vyas
Chairman & Director
DIN: 02529838

Place: Mumbai Date: May 30, 2026

Note: The above intimation is in accordance with Regulation 33 read with Regulation 47(1) of the SEBI (Listing Obligation & Disclosure Requirements) Regulations, 2015.

RUDRABHISHEK ENTERPRISES LIMITED
Regd. Office: 820, ANTRIKSHA BHAWAN, K.G.MARG NEW DELHI DL 110001 IN
CIN: L74899DL1992PLC050142
Website: www.repl.global, Email: secretarial@replurbanplanners.com

STATEMENT OF AUDITED STANDALONE AND CONSOLIDATED FINANCIAL RESULTS FOR THE QUARTER & YEAR ENDED 31ST MARCH, 2026 (Rs. In Lakhs)

Sr. No.	Particulars	Standalone				Consolidated					
		Quarter Ended		Year Ended		Quarter Ended		Year Ended			
		31-03-2026 (Audited)	31-12-2025 (Unaudited)	31-03-2025 (Audited)	31-03-2026 (Audited)	31-03-2025 (Unaudited)	31-03-2026 (Audited)	31-03-2025 (Audited)			
1	Total Income from operations	1,501.99	1,847.56	3,317.08	6,967.33	9,700.51	2,087.81	2,110.71	3,668.21	8,330.95	10,796.53
2	Net Profit/(Loss) for the period (before Tax, exceptional and/or Extraordinary items)	(1,604.64)	64.72	310.13	(937.37)	1,929.83	(1,618.03)	(47.86)	277.90	(1,165.70)	1,966.90
3	Net Profit/(Loss) for the period before Tax (after exceptional and/or Extraordinary items)	(1,600.11)	39.79	310.13	(957.77)	1,929.83	(1,619.32)	(84.16)	277.90	(1,203.29)	1,966.90
3	Net Profit/(Loss) for the period after Tax (after exceptional and/or Extraordinary items)	(1,319.04)	11.26	198.26	(852.14)	1,329.55	(1,338.33)	(137.66)	172.77	(1,132.89)	1,353.06