

Secretarial Section

Head Office, 57- V.E. Road,
Thoothukudi – 628 002.

☎: 0461-2325136

e-mail : secretarial@tmbank.in

CIN: L65110TN1921PLC001908



Ref.No.TMB.SE.55/2025-26

26.07.2025

The Manager
National Stock Exchange of India Ltd,
Exchange Plaza, 5th Floor, Plot No. C/1,
'G' Block, Bandra - Kurla Complex,
Bandra (East), Mumbai - 400 051.

The Manager
Bombay Stock Exchange limited,
Phiroze Jeejeebhoy Towers,
Dalal Street,
Mumbai – 400 001.

Ref: Symbol: TMB / Scrip Code: 543596

Dear Sir/Madam,

Sub: Newspaper Publication - Unaudited Financial Results of the Bank for the quarter ended June 30, 2025

Pursuant to Regulation 47 of the SEBI (Listing Obligations and Disclosure Requirements) Regulations, 2015, we are enclosing the copy of the publication made in the newspapers on the Unaudited Financial Results of the Bank for the quarter ended June 30, 2025.

The advertisement has been published in the following newspapers on July 26, 2025:

S.No.	Newspaper	Language
1	Dinakaran	Tamil
2	The Hindu	English
3	Business Line	
4	Financial Express	
5	The Economic Times	
6	The Times of India	
7	Business Standard	
8	Business Remedies	Hindi

Kindly take the information on record.

Yours faithfully,
For Tamilnad Mercantile Bank Limited

Swapnil Yelgaonkar
Company Secretary & Compliance Officer



தினகரன்

ஒரு புதிய அனுபவம்

www.dinakaran.com
@dinakarannews



குழந்தையை கழுத்தை நெறித்து கொன்ற தாய்

4 பக்கம்



ஜோ ரூட் அபார சாதனை

11 பக்கம்

இன்றைய இதழுடன் 24 பக்க ஆன்மிக மலர் புத்தகம் இணைப்பு

Kovai • Saturday, 26-7-2025

Chennai • Puduvai • Vellore • Salem • Kovai • Trichi • Madurai • Nellai • Nagercoil • Bengaluru • Mumbai • Delhi


Volume 48 Issue 325 • 18 Pages ரூ.7

Tamilnad Mercantile Bank Limited

REGD. OFFICE : 57, V.E. ROAD, THOOTHUKUDI - 628 002
CIN : L65110TN1921PLC001908



Scan QR to View Detailed Financial Results



Built on **trust** backed by **performance**

Unaudited Financial Results for the Quarter ended 30th June 2025

₹ in Crores

₹ in Crores

Particulars	Quarter Ended 30 th June 2025	Quarter Ended 30 th June 2024	Change / Growth %
TOTAL DEPOSITS	53,803	49,188	9.38%
TOTAL ADVANCES	45,120	40,853	10.44%
TOTAL BUSINESS	98,923	90,041	9.86%
NET PROFIT	305	287	6.27%
NET INTEREST INCOME	580	567	2.29%
CREDIT COST %	0.06	0.89	83 bps
GROSS NPA %	1.22%	1.44%	22 bps
NET NPA %	0.33%	0.65%	32 bps
PCR RATIO	94.32	90.27	405 bps
EPS (₹)	19.25*	18.14*	6.12%
CRAR %	31.55%	29.21%	234 bps

* Not annualised

Sl. No.	Particulars	Quarter Ended 30.06.2025 (Unaudited)	Quarter Ended 30.06.2024 (Unaudited)	Year Ended 31.03.2025 (Audited)
1.	Total Income from Operations	1617.47	1514.87	6141.75
2.	Net Profit / (Loss) for the period (before Tax, Exceptional and/or Extraordinary items)	403.92	383.40	1574.89
3.	Net Profit / (Loss) for the period before Tax, (after Exceptional and/or Extraordinary items)	403.92	383.40	1574.89
4.	Net Profit / (Loss) for the period after Tax, (after Exceptional and/or Extraordinary items)	304.89	287.29	1182.61
5.	Total Comprehensive Income for the period (Comprising Profit/(Loss) for the period (after tax) and other comprehensive Income (after tax)	NA	NA	NA
6.	Equity Share Capital	158.35	158.35	158.35
7.	Reserves (excluding Revaluation Reserve) as shown in the Audited Balance Sheet of the previous Year	-	-	8850.34
8.	Earnings Per Share (of Rs.10/- each) (for continuing and discontinued operations)			
	1. Basic:	*19.25	*18.14	74.68
	2. Diluted:	*19.25	*18.14	74.68

* Not annualised

NOTE:
1. The above is an extract of the detailed format of Quarterly / Annual Financial Results filed with the Stock Exchanges under Regulation 33 of the SEBI (Listing and Other Disclosure Requirements) Regulations, 2015. The full format of the Quarterly / Annual Financial Results are available on the website of the Stock Exchange(s) (www.nseindia.com and www.bseindia.com) and on the Bank's Website (www.tmb.in)
2. Information relating to Total comprehensive income and other comprehensive income is not furnished as Ind AS is not yet made applicable to banks.

Place : Thoothukudi
Date : 25.07.2025

For Board of Directors
SALEE S NAIR
Managing Director & CEO



#ForwardTogether Follow us on /tmbankltd

Keep Yourself Safe against Online Fraud : Bank or its employees never ask you to share your sensitive information like Credit / Debit / ATM, Card Number, Expiry Date, CVV, PIN / OTP etc. (Report to your Branch immediately on receiving such calls from any unknown resources)

Tamilnad Mercantile Bank Limited

REGD. OFFICE : 57, V.E. ROAD, THOOTHUKUDI - 628 002
CIN : L65110TN1921PLC001908

Tamilnad Mercantile Bank Limited

REGD. OFFICE : 57, V.E. ROAD, THOOTHUKUDI - 628 002
CIN : L65110TN1921PLC001908



Scan QR to View Detailed Financial Results



Built on **trust**
backed by
performance

Unaudited Financial Results for the Quarter ended 30th June 2025

₹ in Crores

₹ in Crores

Particulars	Quarter Ended 30 th June 2025	Quarter Ended 30 th June 2024	Change / Growth %
TOTAL DEPOSITS	53,803	49,188	9.38%
TOTAL ADVANCES	45,120	40,853	10.44%
TOTAL BUSINESS	98,923	90,041	9.86%
NET PROFIT	305	287	6.27%
NET INTEREST INCOME	580	567	2.29%
CREDIT COST %	0.06	0.89	83 bps
GROSS NPA %	1.22%	1.44%	22 bps
NET NPA %	0.33%	0.65%	32 bps
PCR RATIO	94.32	90.27	405 bps
EPS (₹)	19.25*	18.14*	6.12%
CRAR %	31.55%	29.21%	234 bps

* Not annualised

Sl. No.	Particulars	Quarter Ended 30.06.2025 (Unaudited)	Quarter Ended 30.06.2024 (Unaudited)	Year Ended 31.03.2025 (Audited)
1.	Total Income from Operations	1617.47	1514.87	6141.75
2.	Net Profit / (Loss) for the period (before Tax, Exceptional and/or Extraordinary items)	403.92	383.40	1574.89
3.	Net Profit / (Loss) for the period before Tax, (after Exceptional and/or Extraordinary items)	403.92	383.40	1574.89
4.	Net Profit / (Loss) for the period after Tax, (after Exceptional and/or Extraordinary items)	304.89	287.29	1182.61
5.	Total Comprehensive Income for the period (Comprising Profit/(Loss) for the period (after tax) and other comprehensive Income (after tax)	NA	NA	NA
6.	Equity Share Capital	158.35	158.35	158.35
7.	Reserves (excluding Revaluation Reserve) as shown in the Audited Balance Sheet of the previous Year	-	-	8850.34
8.	Earnings Per Share (of Rs.10/- each) (for continuing and discontinued operations)			
	1. Basic:	*19.25	*18.14	74.68
	2. Diluted:	*19.25	*18.14	74.68

* Not annualised

NOTE:
1. The above is an extract of the detailed format of Quarterly / Annual Financial Results filed with the Stock Exchanges under Regulation 33 of the SEBI (Listing and Other Disclosure Requirements) Regulations, 2015. The full format of the Quarterly / Annual Financial Results are available on the website of the Stock Exchange(s) (www.nseindia.com and www.bseindia.com) and on the Bank's Website (www.tmb.in)

2. Information relating to Total comprehensive income and other comprehensive income is not furnished as Ind AS is not yet made applicable to banks.

Place : Thoothukudi
Date : 25.07.2025

For Board of Directors
SALEE S NAIR
Managing Director & CEO



#ForwardTogether Follow us on /tmbanktd

Keep Yourself Safe against Online Fraud : Bank or its employees never ask you to share your sensitive information like Credit / Debit / ATM, Card Number, Expiry Date, CVV, PIN / OTP etc. (Report to your Branch immediately on receiving such calls from any unknown resources)

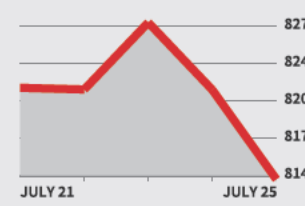
Tamilnad Mercantile Bank Limited

REGD. OFFICE : 57, V.E. ROAD, THOOTHUKUDI - 628 002
CIN : L65110TN1921PLC001908

www.businessline.in businessline thehindubusinessline

the hindu businessline

SENSEX 81463.09 (-721.08)



IN FOCUS

	LATEST	CHANGE
Nifty 50	24837.00	-225.10
P/E Ratio (Sensex)	23.32	-0.21
US Dollar (in ₹)	86.51	+0.11
Gold Std 10 gm (in ₹)	97994.00	-490
Silver 1 kg (in ₹)	114342.00	-750

FUTURE FORWARD.

ITC plans to invest ₹20,000 crore across businesses in the medium term, says Sanjiv Puri, Chairman and MD **p2**



AUTO FOCUS.

Kia Carens Clavis EV blends space, style, comfort and performance smartly **p4**

BENGALURU - CHENNAI - COIMBATORE - HUBBALLI - HYDERABAD - KOCHI - KOLKATA - MADURAI - MALAPPURAM - MANGALURU - MUMBAI - NOIDA - THIRUVANANTHAPURAM - TIRUCHIRAPALLI - VIJAYAWADA - VISAKHAPATNAM

Regd. TN/ARD/14/2012-2014, RNI No. 55320/94

TMB Crosses Business milestone ₹100000,00,00,000 (Rupees One Lakh Crore)

We sincerely thank our esteemed customers and all other stakeholders

Tamilnad Mercantile Bank Limited

REGD. OFFICE : 57, V.E. ROAD, THOOTHUKUDI - 628 002
CIN : L65110TN1921PLC001908



Scan QR to View Detailed Financial Results



Built on **trust** backed by **performance**

Unaudited Financial Results for the Quarter ended 30th June 2025

₹ in Crores

₹ in Crores

Particulars	Quarter Ended 30 th June 2025	Quarter Ended 30 th June 2024	Change / Growth %	SI. No.	Particulars	Quarter Ended 30.06.2025 (Unaudited)	Quarter Ended 30.06.2024 (Unaudited)	Year Ended 31.03.2025 (Audited)
TOTAL DEPOSITS	53,803	49,188	9.38%	1.	Total Income from Operations	1617.47	1514.87	6141.75
TOTAL ADVANCES	45,120	40,853	10.44%	2.	Net Profit / (Loss) for the period (before Tax, Exceptional and/or Extraordinary items)	403.92	383.40	1574.89
TOTAL BUSINESS	98,923	90,041	9.86%	3.	Net Profit / (Loss) for the period before Tax, (after Exceptional and/or Extraordinary items)	403.92	383.40	1574.89
NET PROFIT	305	287	6.27%	4.	Net Profit / (Loss) for the period after Tax, (after Exceptional and/or Extraordinary items)	304.89	287.29	1182.61
NET INTEREST INCOME	580	567	2.29%	5.	Total Comprehensive Income for the period (Comprising Profit/(Loss) for the period (after tax) and other comprehensive Income (after tax))	NA	NA	NA
CREDIT COST %	0.06	0.89	83 bps	6.	Equity Share Capital	158.35	158.35	158.35
GROSS NPA %	1.22%	1.44%	22 bps	7.	Reserves (excluding Revaluation Reserve) as shown in the Audited Balance Sheet of the previous Year	-	-	8850.34
NET NPA %	0.33%	0.65%	32 bps	8.	Earnings Per Share (of Rs.10/- each) (for continuing and discontinued operations)			
PCR RATIO	94.32	90.27	405 bps		1. Basic:	*19.25	*18.14	74.68
EPS (₹)	19.25*	18.14*	6.12%		2. Diluted:	*19.25	*18.14	74.68
CRAR %	31.55%	29.21%	234 bps					

NOTE:

- The above is an extract of the detailed format of Quarterly / Annual Financial Results filed with the Stock Exchanges under Regulation 33 of the SEBI (Listing and Other Disclosure Requirements) Regulations, 2015. The full format of the Quarterly / Annual Financial Results are available on the website of the Stock Exchange(s) (www.nseindia.com and www.bseindia.com) and on the Bank's Website (www.tmb.in)
- Information relating to Total comprehensive income and other comprehensive income is not furnished as Ind AS is not yet made applicable to banks.

* Not annualised

* Not annualised

Place : Thoothukudi
Date : 25.07.2025

For Board of Directors
SALEE S NAIR
Managing Director & CEO



Tamilnad Mercantile Bank Limited

#ForwardTogether Follow us on [Social Media Icons] /tmbanktd

Keep Yourself Safe against Online Fraud : Bank or its employees never ask you to share your sensitive information like Credit / Debit / ATM, Card Number, Expiry Date, CVV, PIN / OTP etc. (Report to your Branch immediately on receiving such calls from any unknown resources)

REGD. OFFICE : 57, V.E. ROAD, THOOTHUKUDI - 628 002
CIN : L65110TN1921PLC001908

FINANCIAL EXPRESS

VOL NO. XLVI 69, 24 PAGES, ₹12 PUBLISHED FROM: AHMEDABAD, BENGALURU, CHANDIGARH, CHENNAI, HYDERABAD, KOCHI, KOLKATA, LUCKNOW, MUMBAI, NEW DELHI, PUNE

READ TO LEAD

SENSEX: 81,463.13 ▼ 721.04 NIFTY: 24,837.00 ▼ 225.10 NIKKEI 225: 41,456.23 ▼ 370.11 HANG SENG: 25,388.35 ▼ 278.83 ₹/\$: 86.52 ▼ 0.11 ₹/€: 101.53 ▲ 0.02 BRENT: \$68.92 ▼ \$0.26 GOLD: ₹98,044 ▼ ₹398

TMB Crosses Business milestone **₹100,000,00,00,000** (Rupees One Lakh Crore)

We sincerely thank our esteemed customers and all other stakeholders

Tamilnad Mercantile Bank Limited
REGD. OFFICE : 57, V.E. ROAD, THOOTHUKUDI - 628 002
CIN : L65110TN1921PLC001908



Tamilnad Mercantile Bank Ltd
Be a step ahead in life

Scan QR to View Detailed Financial Results



Built on **trust** backed by **performance**

Unaudited Financial Results for the Quarter ended 30th June 2025

₹ in Crores				₹ in Crores				
Particulars	Quarter Ended 30 th June 2025	Quarter Ended 30 th June 2024	Change / Growth %	Sl. No.	Particulars	Quarter Ended 30.06.2025 (Unaudited)	Quarter Ended 30.06.2024 (Unaudited)	Year Ended 31.03.2025 (Audited)
TOTAL DEPOSITS	53,803	49,188	9.38%	1.	Total Income from Operations	1617.47	1514.87	6141.75
TOTAL ADVANCES	45,120	40,853	10.44%	2.	Net Profit / (Loss) for the period (before Tax, Exceptional and/or Extraordinary items)	403.92	383.40	1574.89
TOTAL BUSINESS	98,923	90,041	9.86%	3.	Net Profit / (Loss) for the period before Tax, (after Exceptional and/or Extraordinary items)	403.92	383.40	1574.89
NET PROFIT	305	287	6.27%	4.	Net Profit / (Loss) for the period after Tax, (after Exceptional and/or Extraordinary items)	304.89	287.29	1182.61
NET INTEREST INCOME	580	567	2.29%	5.	Total Comprehensive Income for the period (Comprising Profit/(Loss) for the period (after tax) and other comprehensive Income (after tax))	NA	NA	NA
CREDIT COST %	0.06	0.89	83 bps	6.	Equity Share Capital	158.35	158.35	158.35
GROSS NPA %	1.22%	1.44%	22 bps	7.	Reserves (excluding Revaluation Reserve) as shown in the Audited Balance Sheet of the previous Year	-	-	8850.34
NET NPA %	0.33%	0.65%	32 bps	8.	Earnings Per Share (of Rs.10/- each) (for continuing and discontinued operations)			
PCR RATIO	94.32	90.27	405 bps	1. Basic:	*19.25	*18.14	74.68	
EPS (₹)	19.25*	18.14*	6.12%	2. Diluted:	*19.25	*18.14	74.68	
CRAR %	31.55%	29.21%	234 bps					

NOTE:
1. The above is an extract of the detailed format of Quarterly / Annual Financial Results filed with the Stock Exchanges under Regulation 33 of the SEBI (Listing and Other Disclosure Requirements) Regulations, 2015. The full format of the Quarterly / Annual Financial Results are available on the website of the Stock Exchange(s) (www.nseindia.com and www.bseindia.com) and on the Bank's Website (www.tmb.in)
2. Information relating to Total comprehensive income and other comprehensive income is not furnished as Ind AS is not yet made applicable to banks.

Place : Thoothukudi
Date : 25.07.2025

For Board of Directors
SALEE S NAIR
Managing Director & CEO









Tamilnad Mercantile Bank Limited

REGD. OFFICE : 57, V.E. ROAD, THOOTHUKUDI - 628 002
CIN : L65110TN1921PLC001908

#ForwardTogether

Follow us on      /tmbanktd

Keep Yourself Safe against Online Fraud : Bank or its employees never ask you to share your sensitive information like Credit / Debit / ATM, Card Number, Expiry Date, CVV, PIN / OTP etc. (Report to your Branch immediately on receiving such calls from any unknown resources)

Tamilnad Mercantile Bank Limited

REGD. OFFICE : 57, V.E. ROAD, THOOTHUKUDI - 628 002

CIN : L65110TN1921PLC001908



Scan QR to View Detailed Financial Results



Built on **trust**
backed by
performance

Unaudited Financial Results for the Quarter ended 30th June 2025

₹ in Crores				₹ in Crores					
Particulars	Quarter Ended 30 th June 2025	Quarter Ended 30 th June 2024	Change / Growth %	Sl. No.	Particulars	Quarter Ended 30.06.2025 (Unaudited)	Quarter Ended 30.06.2024 (Unaudited)	Year Ended 31.03.2025 (Audited)	
TOTAL DEPOSITS	53,803	49,188	9.38%	↑	1.	Total Income from Operations	1617.47	1514.87	6141.75
TOTAL ADVANCES	45,120	40,853	10.44%	↑	2.	Net Profit / (Loss) for the period (before Tax, Exceptional and/or Extraordinary items)	403.92	383.40	1574.89
TOTAL BUSINESS	98,923	90,041	9.86%	↑	3.	Net Profit / (Loss) for the period before Tax, (after Exceptional and/or Extraordinary items)	403.92	383.40	1574.89
NET PROFIT	305	287	6.27%	↑	4.	Net Profit / (Loss) for the period after Tax, (after Exceptional and/or Extraordinary items)	304.89	287.29	1182.61
NET INTEREST INCOME	580	567	2.29%	↑	5.	Total Comprehensive Income for the period (Comprising Profit/(Loss) for the period (after tax) and other comprehensive Income (after tax))	NA	NA	NA
CREDIT COST %	0.06	0.89	83 bps	↓	6.	Equity Share Capital	158.35	158.35	158.35
GROSS NPA %	1.22%	1.44%	22 bps	↓	7.	Reserves (excluding Revaluation Reserve) as shown in the Audited Balance Sheet of the previous Year	-	-	8850.34
NET NPA %	0.33%	0.65%	32 bps	↓	8.	Earnings Per Share (of Rs.10/- each) (for continuing and discontinued operations)			
PCR RATIO	94.32	90.27	405 bps	↑	1. Basic:	*19.25	*18.14	74.68	
EPS (₹)	19.25*	18.14*	6.12%	↑	2. Diluted:	*19.25	*18.14	74.68	
CRAR %	31.55%	29.21%	234 bps	↑					

NOTE:
1. The above is an extract of the detailed format of Quarterly / Annual Financial Results filed with the Stock Exchanges under Regulation 33 of the SEBI (Listing and Other Disclosure Requirements) Regulations, 2015. The full format of the Quarterly / Annual Financial Results are available on the website of the Stock Exchange(s) (www.nseindia.com and www.bseindia.com) and on the Bank's Website (www.tmb.in)
2. Information relating to Total comprehensive income and other comprehensive income is not furnished as Ind AS is not yet made applicable to banks.

Place : Thoothukudi
Date : 25.07.2025

For Board of Directors
SALEE S NAIR
Managing Director & CEO

Our product offers to customers: TMB Power Savings Account, TMB Premium Savings Account, TMB SUPER FLEXI Current Account, TMB Home Loan, TMB GST CREDIT, TMB M-REWARDS, TMB BANK. #ForwardTogether Follow us on [Social Media Icons] /tmbanktd

Keep Yourself Safe against Online Fraud : Bank or its employees never ask you to share your sensitive information like Credit / Debit / ATM, Card Number, Expiry Date, CVV, PIN / OTP etc. (Report to your Branch immediately on receiving such calls from any unknown resources)

Tamilnad Mercantile Bank Limited

REGD. OFFICE : 57, V.E. ROAD, THOOTHUKUDI - 628 002
CIN : L65110TN1921PLC001908

* Not annualised

Tamilnad Mercantile Bank Limited

REGD. OFFICE : 57, V.E. ROAD, THOOTHUKUDI - 628 002
CIN : L65110TN1921PLC001908



Scan QR to View Detailed Financial Results



Built on **trust**
backed by
performance

Unaudited Financial Results for the Quarter ended 30th June 2025

₹ in Crores

₹ in Crores

Particulars	Quarter Ended 30 th June 2025	Quarter Ended 30 th June 2024	Change / Growth %	SI. No.	Particulars	Quarter Ended 30.06.2025 (Unaudited)	Quarter Ended 30.06.2024 (Unaudited)	Year Ended 31.03.2025 (Audited)
TOTAL DEPOSITS	53,803	49,188	9.38%		1. Total Income from Operations	1617.47	1514.87	6141.75
TOTAL ADVANCES	45,120	40,853	10.44%		2. Net Profit / (Loss) for the period (before Tax, Exceptional and/or Extraordinary items)	403.92	383.40	1574.89
TOTAL BUSINESS	98,923	90,041	9.86%		3. Net Profit / (Loss) for the period before Tax, (after Exceptional and/or Extraordinary items)	403.92	383.40	1574.89
NET PROFIT	305	287	6.27%		4. Net Profit / (Loss) for the period after Tax, (after Exceptional and/or Extraordinary items)	304.89	287.29	1182.61
NET INTEREST INCOME	580	567	2.29%		5. Total Comprehensive Income for the period (Comprising Profit/(Loss) for the period (after tax) and other comprehensive income (after tax))	NA	NA	NA
CREDIT COST %	0.06	0.89	83 bps		6. Equity Share Capital	158.35	158.35	158.35
GROSS NPA %	1.22%	1.44%	22 bps		7. Reserves (excluding Revaluation Reserve) as shown in the Audited Balance Sheet of the previous Year	-	-	8850.34
NET NPA %	0.33%	0.65%	32 bps		8. Earnings Per Share (of Rs.10/- each) (for continuing and discontinued operations)			
PCR RATIO	94.32	90.27	405 bps		1. Basic:	*19.25	*18.14	74.68
EPS (₹)	19.25*	18.14*	6.12%		2. Diluted:	*19.25	*18.14	74.68
CRAR %	31.55%	29.21%	234 bps					

* Not annualised

NOTE:

- The above is an extract of the detailed format of Quarterly / Annual Financial Results filed with the Stock Exchanges under Regulation 33 of the SEBI (Listing and Other Disclosure Requirements) Regulations, 2015. The full format of the Quarterly / Annual Financial Results are available on the website of the Stock Exchange(s) (www.nseindia.com and www.bseindia.com) and on the Bank's Website (www.tmb.in)
- Information relating to Total comprehensive income and other comprehensive income is not furnished as Ind AS is not yet made applicable to banks.

Place : Thoothukudi
Date : 25.07.2025

For Board of Directors
SALEE S NAIR
Managing Director & CEO



#ForwardTogether Follow us on /tmbankitd

Keep Yourself Safe against Online Fraud : Bank or its employees never ask you to share your sensitive information like Credit / Debit / ATM, Card Number, Expiry Date, CVV, PIN / OTP etc. (Report to your Branch immediately on receiving such calls from any unknown resources)

Tamilnad Mercantile Bank Limited

REGD. OFFICE : 57, V.E. ROAD, THOOTHUKUDI - 628 002
CIN : L65110TN1921PLC001908

Business Standard

THE MARKETS ON FRIDAY		change †
Sensex	81,463.1	▼ 721.1
Nifty	24,837.0	▼ 225.1
Nifty Future‡	24,850.4	▲ 13.4
Dollar	₹86.5	₹86.4##
Euro	₹101.5	₹101.6##
Brent Crude (\$/bbl)	68.4*	68.9##
Gold (10gm)**	₹97,994.0	₹490.0

† Over previous close. ‡ In INR. Premium on Nifty Spot. ## Previous close.
 * At 3pm IST; ** Market rate exclusive of VAT; Source: BBJA



COMPANIES 3 ▶
 Family drama, power play at Sona BLW after Sunjay Kapur's death



WORLD 8 ▶
 Powell may cut interest rates, hints Trump

BACK 18 ▶
 Egg-freezing demand surges across cities as infertility rises



TMB Crosses Business milestone ₹100000,00,00,000 (Rupees One Lakh Crore)

We sincerely thank our esteemed customers and all other stakeholders

Tamilnad Mercantile Bank Limited

REGD. OFFICE : 57, V.E. ROAD, THOOTHUKUDI - 628 002

CIN : L65110TN1921PLC001908



Scan QR to View Detailed Financial Results



Built on **trust** backed by **performance**

Unaudited Financial Results for the Quarter ended 30th June 2025

₹ in Crores

₹ in Crores

Particulars	Quarter Ended 30 th June 2025	Quarter Ended 30 th June 2024	Change / Growth %
TOTAL DEPOSITS	53,803	49,188	9.38% ↑
TOTAL ADVANCES	45,120	40,853	10.44% ↑
TOTAL BUSINESS	98,923	90,041	9.86% ↑
NET PROFIT	305	287	6.27% ↑
NET INTEREST INCOME	580	567	2.29% ↑
CREDIT COST %	0.06	0.89	83 bps ↓
GROSS NPA %	1.22%	1.44%	22 bps ↓
NET NPA %	0.33%	0.65%	32 bps ↓
PCR RATIO	94.32	90.27	405 bps ↑
EPS (₹)	19.25*	18.14*	6.12% ↑
CRAR %	31.55%	29.21%	234 bps ↑

* Not annualised

Sl. No.	Particulars	Quarter Ended 30.06.2025 (Unaudited)	Quarter Ended 30.06.2024 (Unaudited)	Year Ended 31.03.2025 (Audited)
1.	Total Income from Operations	1617.47	1514.87	6141.75
2.	Net Profit / (Loss) for the period (before Tax, Exceptional and/or Extraordinary items)	403.92	383.40	1574.89
3.	Net Profit / (Loss) for the period before Tax, (after Exceptional and/or Extraordinary items)	403.92	383.40	1574.89
4.	Net Profit / (Loss) for the period after Tax, (after Exceptional and/or Extraordinary items)	304.89	287.29	1182.61
5.	Total Comprehensive Income for the period (Comprising Profit/(Loss) for the period (after tax) and other comprehensive Income (after tax)	NA	NA	NA
6.	Equity Share Capital	158.35	158.35	158.35
7.	Reserves (excluding Revaluation Reserve) as shown in the Audited Balance Sheet of the previous Year	-	-	8850.34
8.	Earnings Per Share (of Rs. 10/- each) (for continuing and discontinued operations)			
	1. Basic:	*19.25	*18.14	74.68
	2. Diluted:	*19.25	*18.14	74.68

* Not annualised

NOTE:
 1. The above is an extract of the detailed format of Quarterly / Annual Financial Results filed with the Stock Exchanges under Regulation 33 of the SEBI (Listing and Other Disclosure Requirements) Regulations, 2015. The full format of the Quarterly / Annual Financial Results are available on the website of the Stock Exchange(s) (www.nseindia.com and www.bseindia.com) and on the Bank's Website (www.tmb.in)
 2. Information relating to Total comprehensive income and other comprehensive income is not furnished as Ind AS is not yet made applicable to banks.

Place : Thoothukudi
 Date : 25.07.2025

For Board of Directors
SALEE S NAIR
 Managing Director & CEO



#ForwardTogether Follow us on /tmbanktd

Keep Yourself Safe against Online Fraud : Bank or its employees never ask you to share your sensitive information like Credit / Debit / ATM, Card Number, Expiry Date, CVV, PIN / OTP etc. (Report to your Branch immediately on receiving such calls from any unknown resources)

Tamilnad Mercantile Bank Limited


REGD. OFFICE : 57, V.E. ROAD, THOOTHUKUDI - 628 002
 CIN : L65110TN1921PLC001908

बिजनेस रेमेडीज

वर्ष : 12 | अंक : 194 | भारत सरकार एवं राज्य सरकार द्वारा विज्ञापनों के लिए स्वीकृत | **व्यापार एवं विकास की आवाज** | मूल्य : 3 रुपए | पेज : 8 | दैनिक | www.businessremedies.com


जयपुर। शनिवार 26 जुलाई, 2025

Tamilnad Mercantile Bank Limited
REGD. OFFICE : 57, V.E. ROAD, THOOTHUKUDI - 628 002
CIN : L65110TN1921PLC001908



Tamilnad Mercantile Bank Ltd
Be a step ahead in life

Scan QR to View Detailed Financial Results



Built on **trust** backed by **performance**

Unaudited Financial Results for the Quarter ended 30th June 2025

₹ in Crores

Particulars	Quarter Ended 30 th June 2025	Quarter Ended 30 th June 2024	Change / Growth %	Sl. No.	Particulars	Quarter Ended 30.06.2025 (Unaudited)	Quarter Ended 30.06.2024 (Unaudited)	Year Ended 31.03.2025 (Audited)
TOTAL DEPOSITS	53,803	49,188	9.38%	↑	1. Total Income from Operations	1617.47	1514.87	6141.75
TOTAL ADVANCES	45,120	40,853	10.44%	↑	2. Net Profit / (Loss) for the period (before Tax, Exceptional and/or Extraordinary items)	403.92	383.40	1574.89
TOTAL BUSINESS	98,923	90,041	9.86%	↑	3. Net Profit / (Loss) for the period before Tax, (after Exceptional and/or Extraordinary items)	403.92	383.40	1574.89
NET PROFIT	305	287	6.27%	↑	4. Net Profit / (Loss) for the period after Tax, (after Exceptional and/or Extraordinary items)	304.89	287.29	1182.61
NET INTEREST INCOME	580	567	2.29%	↑	5. Total Comprehensive Income for the period (Comprising Profit/(Loss) for the period (after tax) and other comprehensive Income (after tax)	NA	NA	NA
CREDIT COST %	0.06	0.89	83 bps	↓	6. Equity Share Capital	158.35	158.35	158.35
GROSS NPA %	1.22%	1.44%	22 bps	↓	7. Reserves (excluding Revaluation Reserve) as shown in the Audited Balance Sheet of the previous Year	-	-	8850.34
NET NPA %	0.33%	0.65%	32 bps	↓	8. Earnings Per Share (of Rs. 10/- each) (for continuing and discontinued operations)			
PCR RATIO	94.32	90.27	405 bps	↑	1. Basic:	*19.25	*18.14	74.68
EPS (₹)	19.25*	18.14*	6.12%	↑	2. Diluted:	*19.25	*18.14	74.68
CRAR %	31.55%	29.21%	234 bps	↑				

* Not annualised

NOTE:


1. The above is an extract of the detailed format of Quarterly / Annual Financial Results filed with the Stock Exchanges under Regulation 33 of the SEBI (Listing and Other Disclosure Requirements) Regulations, 2015. The full format of the Quarterly / Annual Financial Results are available on the website of the Stock Exchange(s) (www.nseindia.com and www.bseindia.com) and on the Bank's Website (www.tmb.in)


2. Information relating to Total comprehensive income and other comprehensive income is not furnished as Ind AS is not yet made applicable to banks.

Place : Thoothukudi
Date : 25.07.2025

For Board of Directors
SALEE S NAIR
Managing Director & CEO

Our product offers to customers



#ForwardTogether Follow us on  /tmbanktd

Keep Yourself Safe against Online Fraud : Bank or its employees never ask you to share your sensitive information like Credit Cards / ATM, card Number, Expiry Date, CVV, PIN & OTP etc. (Report to your Branch immediately on receiving such calls from any unknown resource)

Tamilnad Mercantile Bank Limited

REGD. OFFICE : 57, V.E. ROAD, THOOTHUKUDI - 628 002
CIN : L65110TN1921PLC001908