Ref No: PNC/SE/70/17-18 **Date: 15.02.2018**

To,
The Manager
The Department of Corporate Services
BSE Limited
Floor 25, P.J. Towers,
Dalal Street, Mumbai-400 001
Scrip code:539150

To,
The Manager
The Listing Department
National Stock Exchange of India Limited
Exchange Plaza, Bandra Kurla Complex,
Bandra (East), Mumbai-400 051
Scrip code: PNCINFRA

Dear Sir,

Sub: Result Update Presentation on the financial results of the Company for the quarter and nine months ended December 31, 2017 (Q3 & 9M FY18)

We send herewith a copy of Result Update Presentation on Financial Performance for the quarter and nine months ended December 31, 2017 (Q3 & 9M FY18).

This information is submitted pursuant to Regulation 30(6) of SEBI (Listing Obligations and Disclosure Requirements) Regulations, 2015.

We request you to take note of the same.

Thanking you,

For PNC Infratech Limited

Tapan Jain
Company Secretary & Compliance Officer
ICSI M. No.: A22603

Encl: as above

PNC Infratech Limited

Result Update Presentation
Q3 & 9M FY 2017-18

Safe Harbour

This presentation and the accompanying slides (the "Presentation"), which have been prepared by PNC Infratech Limited (the "Company"), have been prepared solely for information purposes and do not constitute any offer, recommendation or invitation to purchase or subscribe for any securities, and shall not form the basis or be relied on in connection with any contract or binding commitment whatsoever. No offering of securities of the Company will be made except by means of a statutory offering document containing detailed information about the Company.

This Presentation has been prepared by the Company based on information and data which the Company considers reliable, but the Company makes no representation or warranty, express or implied, whatsoever, and no reliance shall be placed on, the truth, accuracy, completeness, fairness and reasonableness of the contents of this Presentation. This Presentation may not be all inclusive and may not contain all of the information that you may consider material. Any liability in respect of the contents of, or any omission from, this Presentation is expressly excluded.

This presentation contains certain forward looking statements concerning the Company's future business prospects and business profitability, which are subject to a number of risks and uncertainties and the actual results could materially differ from those in such forward looking statements. The risks and uncertainties relating to these statements include, but are not limited to, risks and uncertainties regarding fluctuations in earnings, our ability to manage growth, competition (both domestic and international), economic growth in India and abroad, ability to attract and retain highly skilled professionals, time and cost over runs on contracts, our ability to manage our international operations, government policies and actions regulations, interest and other fiscal costs generally prevailing in the economy. The Company does not undertake to make any announcement in case any of these forward looking statements become materially incorrect in future or update any forward looking statements made from time to time by or on behalf of the Company.

1

Key Highlights & Financials

Key Highlights for Q3 FY18

Revenue
YoY Growth

2%

Revenue of Rs. 472 Crores in Q3FY18 compared to Rs. 464 Crores in Q3FY17

EBITDA
YoY Growth

10%

EBITDA of Rs. 66 Crores in Q3FY18 compared to Rs. 60 Crores in Q3FY17

EBITDA Margin of 14.0%

PAT
YoY Growth

21%

PAT of Rs. 93 Crores in Q3FY18 compared to Rs. 77 Crores in Q3FY17

PAT Margin of 19.7%

Key Highlights for 9M FY18

Net Working Capital

Net Working Capital Days of 139 Days as on 31st December 2018

Orderbook*

Remaining value of contracts under execution as on December 31, 2017 is Rs. 7,976 Crores

PAT

PAT of Rs. 140 Crores in 9MFY18 compared to Rs. 176 Crores in 9MFY17;
PAT Margin of 12.7%

EBITDA

EBITDA of Rs. 158 Crores in 9MFY18 compared to Rs. 174 Crores in 9MFY17
EBITDA Margin of 14.4%

Revenue

Revenue of Rs. 1,098 Crores in 9MFY18 compared to Rs. 1,339 Crores in 9MFY17

* Recently Won HAM project with Bid Project cost of Rs. 2,159 Crores not yet included in Orderbook

Key Highlights: Early Completion Bonus

- Early Completion Bonus for Agra - Lucknow Expressway
  - ✓ Receipt of Rs. 58.23 crore towards bonus for the early completion of Agra-Firozabad project on 3rd February 2018
  - ✓ Bonus has been calculated at 0.04% of the total contract price, for each day of early completion
  - ✓ The Provisional Completion Certificate for the project has been issued by UPEIDA w.e.f. 31st October 2017
    - Which is 89 days ahead of the scheduled completion date of 28th January 2018
  - ✓ The project is part of access controlled Agra-Lucknow Green Field Expressway Project in the State of Uttar Pradesh
  - ✓ Bonus amount is highest amount of early completion bonus ever received by the Company

Credit Ratings

Reaffirmed

PNC Infratech Ltd.

- Assigned **"Stable" outlook**
- Long term bank facilities revised from "CARE A+ (Single A plus)" to **"CARE AA- (Double A Minus)"**
- Short term bank facilities reaffirmed **"CARE A1+ (A One plus)"**

Assigned

Rating of Commercial Paper

- Rating of Commercial Paper (CP) issue for a limit of Rs. 100 crores with a maturity not exceeding one year assigned **"CARE A1+ (A One Plus)"**

Upgrade

MP Highways Pvt. Ltd.

- Long Term Bank facilities upgraded from "CARE A- (Single A minus)" to **"CARE A (Single A; Outlook: Stable)"**

Upgrade

PNC Raebareli Highways Pvt. Ltd.

- Long Term Bank facilities (Senior Debt) revised from "CARE A+; Stable [Single A Plus; Outlook: Stable]" to **"CARE AA; Stable (Double A; Outlook: Stable)"**
- Long Term Bank facilities (Subordinate Debt) revised from "CARE A; Stable [Single A; Outlook: Stable]" to **"CARE AA-; Stable (Double A minus; Outlook: Stable)"**

Upgrade

PNC Kanpur Highways Ltd.

- Long Term Bank facilities upgraded from "CARE BBB (Triple B)" **to "CARE BBB+ (Tripe B Plus; Outlook: Positive)"**

Status of HAM Projects

2 laning with paved shoulders of Dausa-Lalsot- Kauthun section of NH-11 A (Extension) in the state of Rajasthan under NHDP IV

July 2016

Bid Project Cost – Rs. 881 Crs

6 laning Chitradurga - Davanagere including Chitradurga bypass, in the state of Karnataka under NHDP V

March 2017

Bid Project Cost – Rs. 1,434 Crs

Appointed Date: 31st May 2017

Appointed Date: 27th December 2017

Project currently Under Construction

LOI RECEIVED, SPV formed – PNC Triveni Sangam Highways Pvt. Ltd.

Bid Project Cost – Rs. 2,159 Crs

Sept. 2017

6 laning of Chakeri to Allahabad section of NH - 2 in the state of Uttar Pradesh under NHDP Phase-V

4 laning Jhansi-Khajuraho section of NH 75/76 (Package II) from km 76.30 to km 161.70 in the states of UP & MP under NHDP III

March 2017

Bid Project Cost – Rs. 1,310 Crs

4 laning Jhansi - Khajuraho section of NH 75/76 (Package I) from km 0.00 to km 76.30 in the states of UP & MP under NHDP III

March 2017

Bid Project Cost – Rs. 1,410 Crs

Financial Closure Achieved and Projects Currently Under Implementation

2

Order-book Details

Robust Order-book of over Rs. 7,900 crores

- Remaining value of contracts under execution Rs. 7,976 crores as on December 31, 2017.
  - ✓ In addition, the company has received LOI for 6 laning of Chakeri to Allahabad section of NH - 2 in the state of Uttar Pradesh under NHDP phase-v, on HAM for a bid project cost of Rs. 2,159 crores * for which SPV has already been formed (PNC Triveni Sangam Highways Pvt. Ltd.)

Key EPC Projects Under Construction	Awarding Authority	Remaining Value (Rs. Crores)
Jhansi –Khajuraho (Package I)	NHAI	1,213
Chitradurga – Davanagere	NHAI	1,207
Nagina – Kashipur	NHAI	1,132
Jhansi –Khajuraho (Package II)	NHAI	1,118
Varanasi-Gorakhpur	NHAI	745
Dausa-Lalsot	NHAI	485
Top 6 projects		**5,900**
Other Projects		2,076
Total Order Book		**7,976**
Top 6 projects as % to Total Order Book		74%

Road EPC projects constitute 98% of order-book

* - Not included in orderbook

HAM Projects won

HAM Order Wins	Bid Project Cost (Rs. Crores)
2 laning with paved shoulders of **Dausa- Lalsot-Kauthun section** of NH-11 A (extension) in the state of Rajasthan under NHDP IV	881
6 laning **Chitradurga - Davanagere** including Chitradurga bypass, design chainage km 0.000 to km 20.700 and Km 208.000 to km 260.000 of NH 48 (Old NH-4) in the state of Karnataka under NHDP V	1,434
4 laning **Jhansi-Khajuraho section** of NH 75/76 (Package I) from km 0.00 to km 76.30 in the states of UP & MP under NHDP III	1,410
4 laning **Jhansi-Khajuraho section** of NH 75/76 (Package II) from km 76.30 to km 161.70 in the states of UP & MP under NHDP III	1,310
LOI received for 6 laning of **Chakeri to Allahabad section of NH - 2** in the state of Uttar Pradesh under NHDP phase-V	2,159*
Total	**7,194**

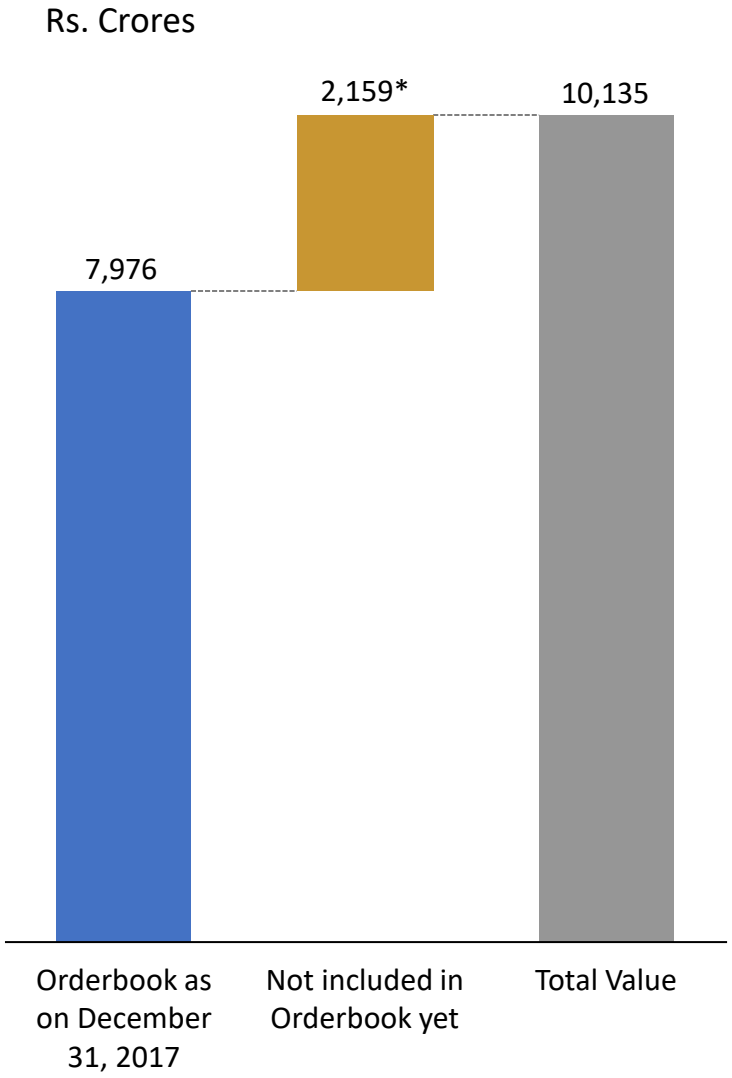

* - Not included in orderbook

In-house Equipment Bank

Name of Machinery	OEM	Quantity
Heavy Duty Vehicles	Ashok Leyland, Tata Motors	723
Diesel Generators	Cummins/Jackson, Sudhir, Kirloskar, A/L, Greaves, Prakash, Escorts	312
Light Duty Vehicles and Attachments	Mahindra, Tata, Farm Trac, John Deere	225
Storage Tank	--	121
Weigh Bridge upto 100 Ton	Ashbee/ Vishwakarma/ Jyoti Weighing	89
Backhoe Loader	CAT, JCB	88
Passenger Vehicles	Toyota, Mercedes, Tata, Mahindra, BMW	85
Compressor	IR, Local	80
Wheel Loaders	CAT, HM, Liugong	79
Soil Compactors	Escorts, Greaves, IR, Volvo, HAMM	75
Excavators	Komatsu, CAT, Volvo, Dozco	63
Motor Grader	CAT, Volvo, Sany	54
Paver Finisher (Concrete / Bituminous)	IR, Apollo, Voegele, Wirtgen, Multiquip	51
Tandem Rollers	IR, HAMM	49
Batching Plant & Concrete Mixture	Schwing Stetters, Universal, Allen Buildwell	47
Static Roller / Plate Compactors	Local	30
Cranes	Alpha, CAT, Escorts	29
Tar Boiler/Bitumen Distributor	Local, Apollo, Allwin	29
Crusher Plants	Metso, Terex, Local	27
Hot Mix Plants	Apollo, Linnhoff, Speco, Shiv Shakti	18
Broomer	Apollo, Allwin	17
Wet Mix Plants	Apollo, Everest, Shiv Shakti	16
Kerb Paver	Apollo, Arrow, Roadtech	14
Tower Light	Bellstone, IR, Akshay Patra, Prakash	12
Concrete Pump and Placer	Schwing Stetter, Putz, Greaves, Surilla	10
PTR	HAMM, IR, Greaves	10
Chilling Plant	Schwing Stetter	5
Gross Block*		**Rs. 664 crores**

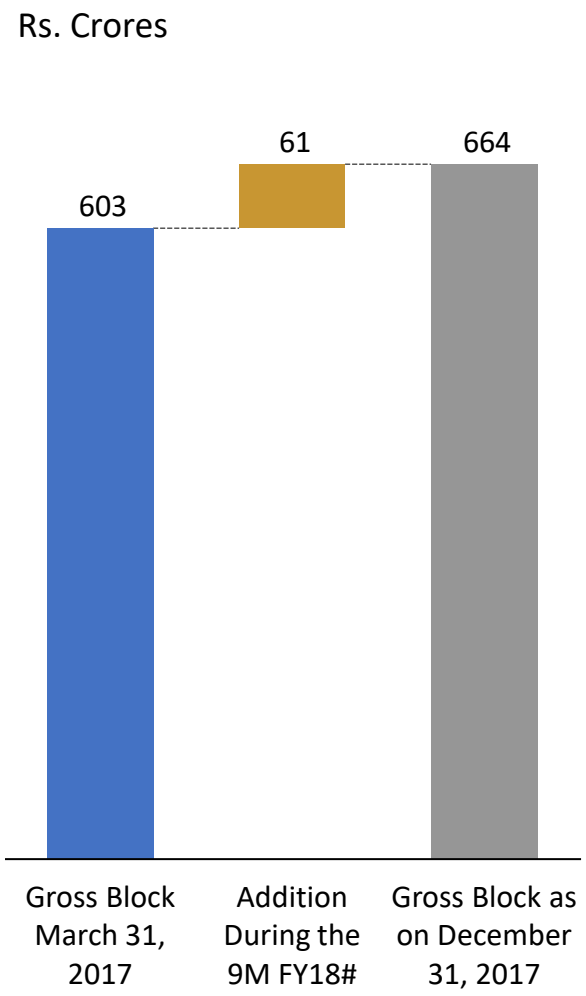

* As on December 31, 2017

- Incl. Maintenance capex

3

PORTFOLIO OF DEVELOPMENT PROJECTS ON PPP MODE

Sizeable Project Portfolio: Operational Projects

Project	% Stake	Authority	State / Stretch	Type	JV Partners	Kms / Lanes	TPC (Rs. Crs)	Invested Equity (Rs. Crs)	PNC Share of Invested Amount (Rs. Crs)	Grant (Rs. Crs)	Total Debt (Rs. Crs)	Debt as on 31st Dec. '17 (Rs. Crs)
Ghaziabad Aligarh	35%*	NHAI	UP / NH-91	Toll	SREI, Galfar	125 / 4	2,019.0	194.0	67.9*/ 118.1#	311.0	1,514.0	1,249
Kanpur Kabrai	100%	NHAI	UP / NH-86	Toll	-	123 / 2	458.5	67.5	67.5	123.0	268.0	228
Gwalior Bhind	100%	MPRDC	MP / NH-92	Toll	-	107.68 / 2	340.3	78.3	78.3	27.0	235.0	207
Bareilly Almora	100%	UPSHA	UP / SH-37	Toll	-	54 / 4	604.5	74.6	74.6	70.0	460.0	452
Rae Bareli Jaunpur	100%	NHAI	UP / NH-231	Annuity	-	166.40 / 2	837.4	139.6	139.6	0.0	697.8	678
Narela Industrial Area	100%	DSIIDC	Delhi / NA	Annuity	-	33 / -	175.0	35.0	35.0	0.0	140.0	88
Kanpur Ayodhya	100%	NHAI	UP / NH-28	OMT	-	217 / 4	-	0.1	0.1	-	-	-
							4,434.7	**589.1**	**463.0 ^**	**531.0**	**3,314.8**	**2,902**

All Projects Operational; No further equity commitment for any Operational BOT project

^ - Equity Invested excl. Warrants # - Warrant * - PNC Share

Sizeable Project Portfolio: HAM Projects

Project	% Stake	Authority	State / Stretch	Type	JV Partners	Kms / Lanes	TPC (Rs. Crs)	Invested Equity (Rs. Crs)	PNC Share of Invested Amount (Rs. Crs)	Total Debt (Rs. Crs)	Debt as on 31st Dec. '17 (Rs. Crs)
Dausa-Lalsot	100%	NHAI	Raj/ NH11A	Hybrid	-	83.45/ 4/2	820	20	20	371	110
Chitradurga – Davanagere^	100%	NHAI	Karnataka / NH 48	Hybrid	-	72.7/6	1,338	3	3	606	-
Jhansi-Khajuraho (Package I) ^	100%	NHAI	UP & MP / NH 75/76	Hybrid	-	76.3 / 4	1,342	2	2	604	-
Jhansi-Khajuraho (Package II) ^	100%	NHAI	UP & MP / NH 75/76	Hybrid	-	85.4 / 4	1,262	4	4	590	-
Chakeri-Allahabad **	100%	NHAI	UP / NH 2	Hybrid	-	145.1 / 6	2,159*	-	-	-	-
							6,921	**29**	**29**	**2,171**	**110**

^ - Financial Closure Achieved

Equity Requirement over the next 2-3 years of approximately Rs. 600 Crs for all 5 HAM projects

* - Bid Project Cost

** - LOI received

4

Annexure I – Summary Financials

Standalone Profitability Statement – Q3 & 9M

Rs. Crores	Q3 FY18	Q3 FY17	9M FY18	9M FY17
REVENUE	***472.48***	***463.65***	***1,097.70***	***1,338.56***
EBITDA	***66.27***	***60.18***	***157.92***	***173.59***
EBITDA margin	***14.0%***	***13.0%***	***14.4%***	***13.0%***
Other Income	5.66	8.46	16.38	35.96
Depreciation	19.56	13.78	55.52	39.29
Interest	6.50	3.96	22.18	11.95
Profit Before Tax	**45.87**	***50.91***	**96.59**	***158.30***
Tax Expenses	-47.19	-25.83	-42.93	-17.65
Current Tax	2.40	1.34	7.01	9.32
Taxation in respect of earlier years	-49.85*	-25.21	-49.85	-25.24
Deferred Tax	0.27	-1.96	-0.08	-1.72
Profit After Tax	***93.06***	***76.73***	***139.52***	***175.95***
PAT Margin	***19.7%***	***16.5%***	***12.7%***	***13.1%***
Total Other Comprehensive Income, net of tax	0.05	0.00	0.17	0.07
Total Comprehensive income	***93.11***	***76.73***	***139.68***	***176.01***
Cash Profit (Total Comprehensive Income + Depreciation)	***112.67***	***90.51***	***195.21***	***215.31***

*** 80IA benefit for Financial Year 2014-15**

Standalone Balance Sheet

ASSETS (Rs. Crores)	Sept-17	Mar-17
(1) NON-CURRENT ASSETS		
(a) Property, plant & equipment	350.66	345.90
(b) Capital work-in-progress	3.06	7.82
(c) Intangible Asset	1.81	1.99
(d) Intangible Asset Under Development	-	-
(e) Financial assets		
(i) Investments	485.37	467.57
(ii) Other Financial Assets	199.17	168.74
(f) Deferred Tax Asset	2.55	2.25
(g) Other Non - current assets	279.82	260.97
Sub Total (A)	**1,322.44**	**1,255.24**
(2) CURRENT ASSETS		
(a) Inventories	180.39	153.48
(b) Financial Assets		
(i) Trade receivables	535.63	630.86
(ii) Cash and cash equivalents	63.72	4.43
(iii) Bank Balances other than (ii) above	75.00	31.06
(iv) Other Financial Assets	224.61	195.47
(c) Current tax assets (net)	0.00	0.00
(d) Other current assets	127.22	123.20
Sub Total (B)	**1,206.58**	**1,138.50**
Total Assets (A+B)	**2,529.02**	**2,393.74**

EQUITY AND LIABILITIES (Rs. Crores)	Sept-17	Mar-17
EQUITY		
(a) Equity Share capital	51.31	51.31
(b) Other equity	1,551.33	1,520.86
Sub Total (C)	**1,602.64**	**1,572.17**
LIABILITIES		
(1) Non-Current Liabilities		
(a) Financial Liabilities		
(i) Borrowings	72.41	57.63
(ii) Other Financial Liabilities excl. provisions	101.90	99.96
(b) Provisions	3.77	3.49
(c) Deffered Tax Liability	0.00	0.00
(d) Other Non-Current Liabilities	168.48	64.04
Sub Total (D)	**346.56**	**225.12**
(2) Current Liabilities		
(a) Financial liabilities		
(i) Borrowings	16.20	89.72
(ii) Trade Payables	285.71	236.90
(iii) Other Financial Liabilities excl. provisions	101.07	106.85
(b) Other current liabilities	145.17	142.36
(c) Current tax liability	0.00	0.00
(d) Provisions	31.67	20.63
Sub Total (E)	**579.82**	**596.45**
Total Equity & Liabilities (C+D+E)	**2,529.02**	**2,393.74**

Net Working Capital Days*

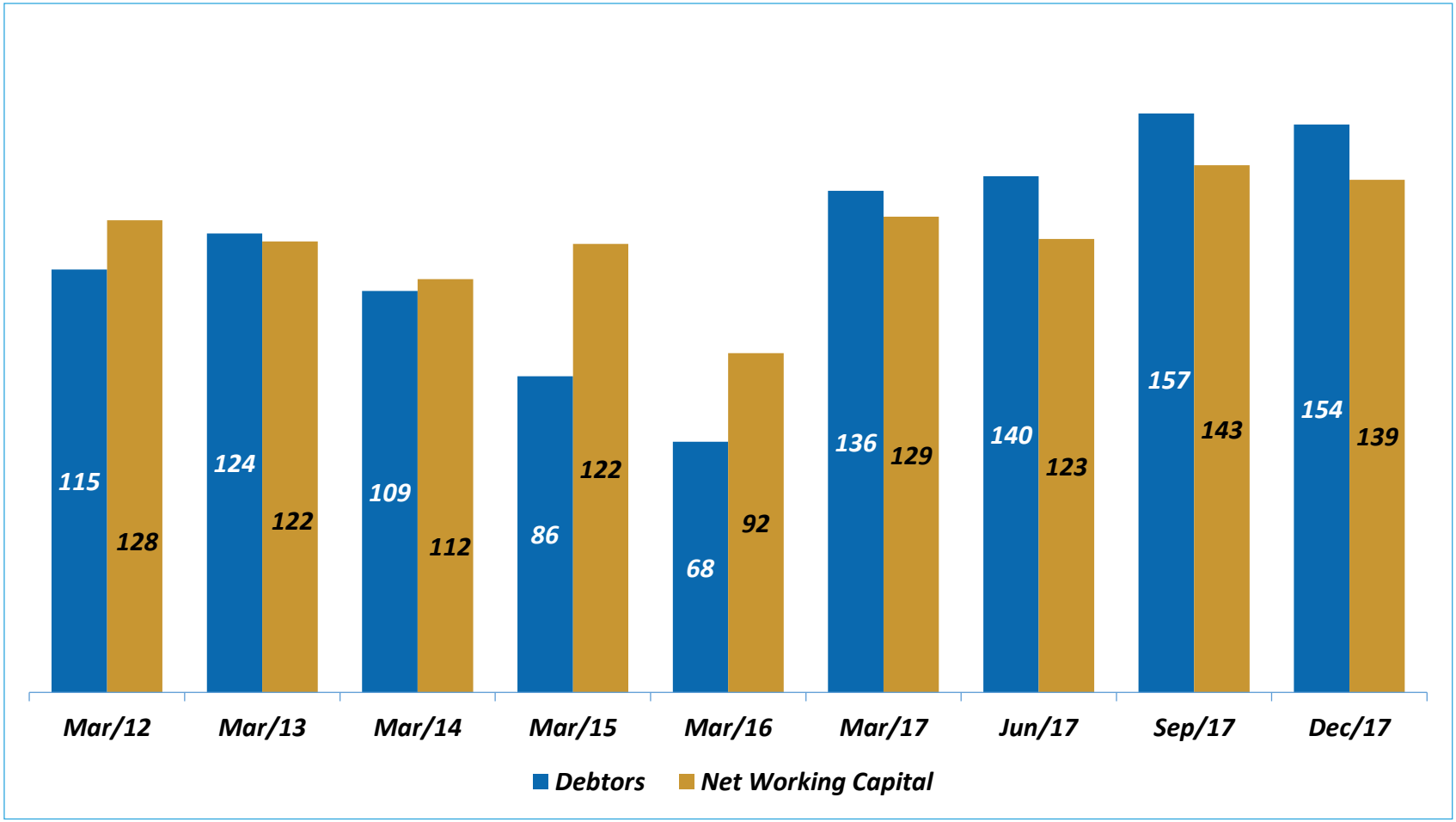

* - Standalone

5

Annexure II – Company Overview

Introduction

Infrastructure construction, development and management company; expertise in execution of projects including highways, bridges, flyovers, airport runways, industrial areas and transmission lines

Executed 60 major infrastructure projects spread across 13 states, of which 38 are road EPC projects; currently executing 19 projects

Strong credit rating of CARE AA- for Long Term, CARE A1+ for Short Term Loans, "Stable" outlook and CARE A1+ for Commercial Paper

Large fleet of sophisticated equipment and professionally qualified & experienced employee base

Operating 6 BOT & 1 OMT project, comprising of both toll & annuity assets; Total 5 HAM projects comprising - 2 HAM project under-construction, 2 HAM project – Financial Closure Achieved and for 1 project we have received LOI and SPV formed

Established track record of timely/early completion of projects

Business Overview

Roads & Highways EPC

Completed 38 infrastructure road projects on EPC basis

Roads & Highways BOT / OMT/ HAM

Operating 6 BOT & 1 OMT project, comprising of both toll & annuity assets; Total 5 HAM projects comprising - 2 HAM project under-construction, 2 HAM project – Financial Closure Achieved and for 1 project we have received LOI and SPV formed

Power Transmission

Set up power transmission lines of approximately 350 km of 132/220 kilovolt lines on a turn-key basis

Airport Runways

Executed 19 airport runway projects across India & received 'Super Special' class certification from Military Engineering Services

Industrial Area Development

Completed first of its kind BOT annuity project - area redevelopment and management of Industrial Estate of Narela, New Delhi for Delhi State Industrial & Infrastructure Development Corporation (DSIIDC)

Dedicated Freight Corridor / Railways

Design, procurement and construction of track and track related works on Mughalsarai - Sonnagar section of Dedicated Eastern Freight Corridor on EPC basis – under execution

Corporate Structure

PNC Infra Holdings Limited ("PNCIHL")

BOT Holdco for road and other infra projects

- **PNC Bareilly Nainital Highways Private Limited ("PNCBNHPL")**
  4 laning of the Bareilly-Almora section of SH 37
- **MP Highways Private Limited ("MPHPL")**
  Augmentation of the Gwalior–Bhind section of NH 92
- **PNC Delhi Industrial Infra Private Limited ("PNCDIPL")**
  Redevelopment maintenance and management of industrial estate of Narela
- **PNC Kanpur Highways Limited ("PNCKHL")**
  2 laning of the Kanpur to Kabrai section of NH 86
- **PNC Raebareli Highways Private Limited ("PNCRHPL")**
  2 laning of Raebareli to Jaunpur section of NH 231
- **PNC Kanpur Ayodhya Tollways Private Limited ("PNCKATPL")**
  OMT of Kanpur-Lucknow-Ayodhya section of NH 28
- **PNC Rajasthan Highways Private Limited ("PNCRHPL")**
  4 laning / 2 laning of Dausa-Lalsot-Kauthun section of NH-11 A (Extension) on HAM
- **PNC Chitradurga Highways Private Limited ("PNCCHPL")**
  6 laning Chitradurga - Davanagere including Chitradurga bypass on HAM
- **PNC Bundelkhand Highways Private Limited ("PNCBHPL")**
  4 laning Jhansi-Khajuraho section of NH 75/76 (Package I) on HAM
- **PNC Khajuraho Highways Private Limited ("PNCKHPL")**
  4 laning Jhansi-Khajuraho section of NH 75/76 (Package II) on HAM
- **PNC Triveni Sangam Highways Pvt. Ltd. ("PNCTSHPL")**
  6 laning of Chakeri to Allahabad section of NH - 2 on HAM

Ferrovia Transrail Solutions Private Limited ("FTSPL")

Designing, procurement & construction for track & track related work on the Mughalsarai-Sonnagar section

Joint Ventures
Ghaziabad Aligarh Expressway Private Limited ("GAEPL")

4 laning of Ghaziabad to Aligarh section of NH 91

Joint Ventures
PNC-SPSCPL (JV)

4 laning of Koilwar to Bhojpur from Km. 137.375 of NH-30 to Km. 27.370 of NH-84

Joint Ventures
PNC-SPSCPL (JV)

4 laning of Bhojpur to Buxar from Km. 27.370 to Km. 75.00 of NH-84

Integrated Business Model

In-house Design & Engineering

- Controls the entire process from conceptualization to commissioning of a given project which helps in providing customized solutions as per clients' specific requirements

Equipment Bank

- Ownership of a fleet of modern equipment enables quick mobilization besides ensuring continuous availability of critical equipment
- Reduces costs and facilitates timely completion of projects through enhanced control

In-house Construction

- Ensuring timely completion of projects, reducing reliance on third parties and lowering costs

Own Quarries / Raw Material Sourcing

- Own / Leasing of Quarries helps in securing of raw material and project completion within scheduled time & budget

Enhanced Execution Capability

Man and Machine added to execute more projects

- Strengthening of In-house execution team with induction of engineers with strong technical knowledge
- Investments in Machinery over the years to augment and upgrade the execution capabilities



Strong Credit Rating

- Long term bank facilities revised from "CARE A+ (Single A plus)" to "CARE AA- (Double A Minus)"
- Short term bank facilities reaffirmed "CARE A1+ (A One plus)"
- Assigned "Stable" outlook

Enhanced Working Capital Limits

- Enhanced Fund Based Limits from Rs. 650 crores to Rs. 750 crores which will enable us to execute projects without financial constraints
- Enhanced Non-Fund Based Limits from Rs. 2,650 crores to Rs. 3,350 crores will enable to Bid for higher no. of projects which are larger in size

Experienced Promoters

- **Mr. Pradeep Kumar Jain - Chairman & Managing Director**
  - Over 38 years of experience in the construction, infrastructure sector and allied areas
  - Responsible for overall administration and supervision of projects and liaison with agencies

- **Mr. Naveen Kumar Jain - Promoter**
  - Over 29 years of experience in industries such as construction, cold storage, transportation, machineries and transport organization

- **Mr. Chakresh Kumar Jain - Managing Director & CFO**
  - Over 28 years of experience in development of infrastructure sector, such as construction of highways, airports, rail over-bridges among others
  - Responsible for overall finance, project management and administration

- **Mr. Yogesh Kumar Jain - Managing Director**
  - Over 23 years of experience in planning, execution, supervision of work starting from pre-qualification and tendering up to completion and handing over of sites
  - Responsible for technical supervision of projects up to completion stage of such projects

Board of Directors

Mr. Pradeep Kumar Jain

CMD

Mr. Chakresh Kumar Jain

Managing Director & CFO

Mr. Yogesh Kumar Jain

Managing Director

Mr. Anil Kumar Rao

Whole-time Director

Mr. Chhotu Ram Sharma

Independent Director

Mr. Subhash Chander Kalia

Independent Director

Mr. Ashok Kumar Gupta

Independent Director

Mr. Rakesh Kumar Gupta

Independent Director

Ms. Deepika Mittal

Independent Director

Clientele

HSRDC

डेडीकेटेड फ्रेट कोरीडोर

AIRPORTS AUTHORITY OF INDIA
भारतीय विमानपत्तन प्राधिकरण

RITES
THE INFRASTRUCTURE PEOPLE

MILITARY ENGINEER SERVICES
Providing infrastructure to the armed forces since 1851

DSIIDC
Delhi State Industrial and Infrastructure Development Corporation Ltd.

भा रा रा प्रा
NHAI

upeida
UP Expressway Industrial Development Authority

MPRDC

Uttar Pradesh Power Corporation Limited

उत्तर प्रदेश राज्य राजमार्ग प्राधिकरण
Uttar Pradesh State Highways Authority

GOVERNMENT OF UTTAR PRADESH

Growth Strategy

Strong Relationships

- Maintaining Strategic Alliances with companies whose Resources, Skills & Strategies for synergy
- Enter into project-specific JVs or sub-contracting relationships

Competitiveness

- Improve performance and competitiveness of existing business through investments in technology, equipment and skilled manpower
- Investments in modern equipment will ensure cost effective execution

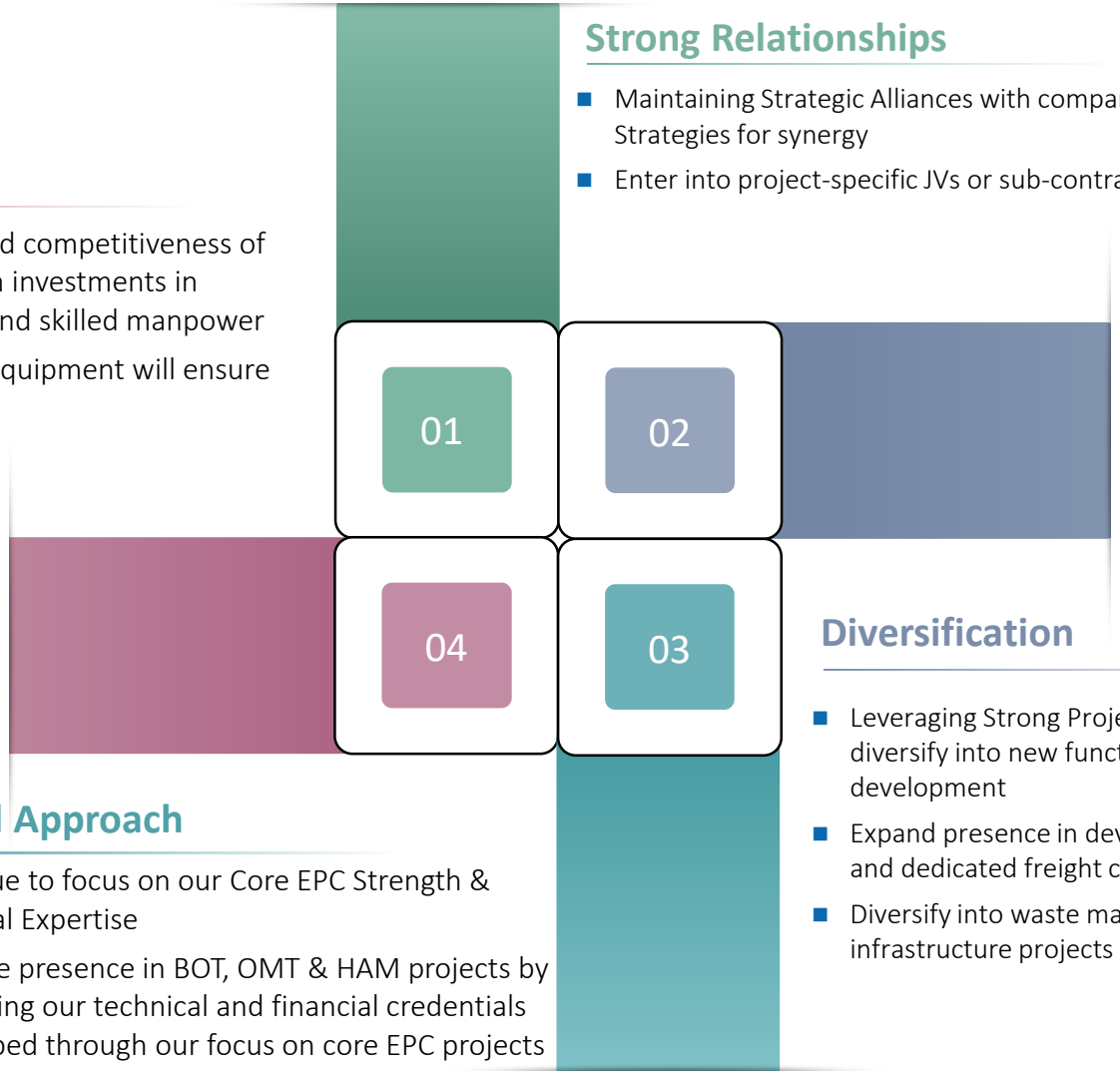

Diversification

- Leveraging Strong Project Execution track record to diversify into new functional areas of infrastructure development
- Expand presence in development of industrial areas and dedicated freight corridor projects
- Diversify into waste management, water-related infrastructure projects such as river-connecting

Focused Approach

- Continue to focus on our Core EPC Strength & Regional Expertise
- Increase presence in BOT, OMT & HAM projects by leveraging our technical and financial credentials developed through our focus on core EPC projects

For further information, please contact:

Company :	Investor Relations Advisors :
PNC Infratech Ltd CIN: L45201DL1999PLC195937	Strategic Growth Advisors Pvt. Ltd. CIN: U74140MH2010PTC204285
Mr. D. K. Maheshwari Assistant Vice President - Finance	Mr. Jigar Kavaiya Group Account Head +91-9920602034
dkm@pncinfratech.com	jigar.kavaiya@sgapl.net
www.pncinfratech.com	www.sgapl.net