

PRESENTATION  
Q4 FY 26 and FYE 26 RESULTS



**AHLUWALIA CONTRACTS (INDIA) LTD.**  
ENGINEERING DESIGNING CONSTRUCTION

**30<sup>th</sup> May 2026**



## DISCLAIMER

The information contained in this presentation is only current as of its date. All actions and statements made herein or otherwise shall be subject to the applicable laws and regulations as amended from time to time. There is no representation that all information relating to the context has been taken care of in this presentation and neither we undertake any obligation as to the regular updating of the information as a result of new information, future events or otherwise. We will accept no liability whatsoever for any loss arising directly or indirectly from the use of, reliance of any information contained in this presentation or for any omission of the information. The information shall not be distributed or used by any person or entity in any jurisdiction or countries where such distribution or use would be contrary to the applicable laws or regulations. It is advised that prior to acting upon this presentation independent consultation / advise may be obtained and necessary due diligence, etc. may be done at your end. You may also contact us directly for any questions or clarifications.

This presentation may contain certain statements of future expectations and other forward-looking statements, including those relating to our general business plans and strategy, our future financial condition and growth prospects, and future developments in our industry and our competitive and regulatory environment.

In addition to statements which are forward looking by reason of context, the words may, will, should, expects, plans, intends, anticipates, believes, estimates, predicts, potential and similar expressions identify forward looking statements.

Actual results, performances or events may differ materially from these forward-looking statements including the plans, objectives, expectations, estimates and intentions expressed in forward looking statements due to a number of factors, including without limitation future changes or developments in our business, our competitive environment, technology and application, and political, economic, legal and social conditions. It is cautioned that the foregoing list is not exhaustive.

This presentation is not being used in connection with any invitation of an offer or an offer of securities and should not be used as a basis for any investment decision.



**TOTAL INCOME** (FYE 26)

₹ **45,652** Mn.

**EBITDA** (FYE 26)

₹ **4,345** Mn.

**GROSS ORDER BOOK** (as on 31 Mar 26)

₹ **296,757** Mn (*excl. GST*)

**UNEXECUTED**

**ORDER BOOK** (as on 31 Mar 26)

₹ **210,963** Mn (*excl. GST*)

**PRESENCE** Pan India

(**53+** Ongoing Projects across **16** States and **1** Project Overseas)

**TOTAL INCOME** (Q4 FY 26)


₹ **13,223** Mn.

**EBITDA** (Q4 FY 26)

₹ **1,236** Mn.

**YTD ORDER INFLOWS**

₹ **102,574** Mn. (FY 2025-26) (*excl. GST*)

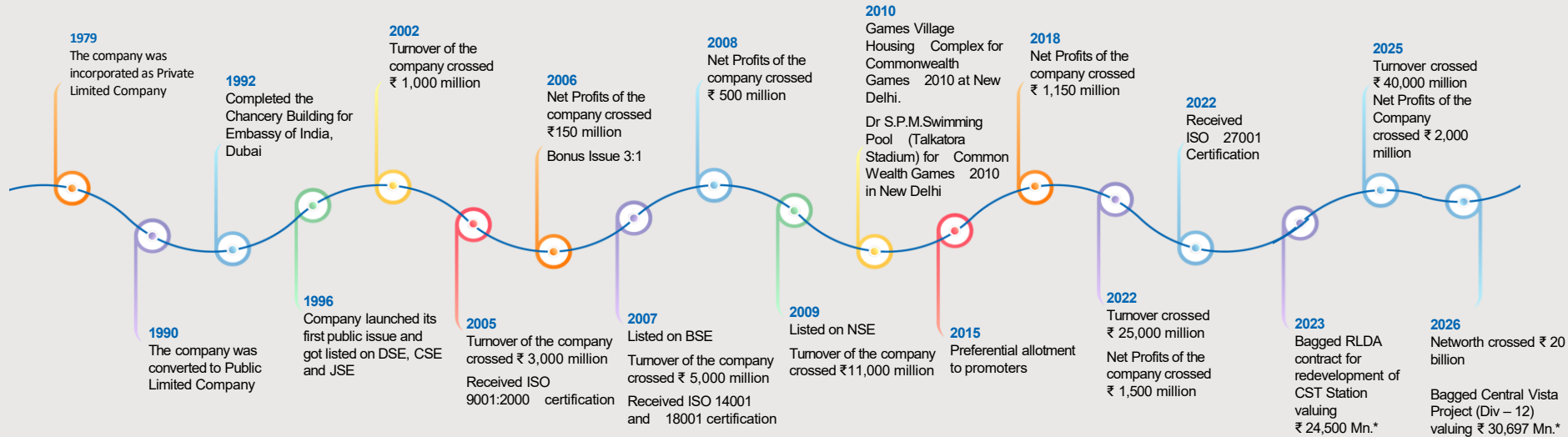


**Ahluwalia Contracts (India) Limited (ACIL) is a well-established integrated construction company with five decades of expertise in infrastructure development.**

- ▶ **Turnkey solutions in Engineering, Design and Construction for Public and Private Sector clients**
- ▶ **Completed landmark projects:**
  - Residential and commercial buildings / complexes
  - Hotels, institutional and hospital buildings
  - Corporate offices, information technology (IT) parks, industrial complexes
  - Automated car parking lot, townships, BOT projects
  - Metro station and depot
  - Redevelopment / Upgradation of Railway Stations
  - Urban infrastructure
  - Data Centres



# JOURNEY





# POWERED BY AN ENDURING VISION, MISSION AND VALUES

Our business is founded on our vision of excellence and steered by our mission of continuous enhancement, as we move towards the next milestone in our journey.



## VISION

To be the company of choice for construction of complex buildings by continuously setting higher standards of excellence in different facets of EPC in building Industry.



## MISSION

To be the benchmark for clients satisfaction in the building industry, as also for the training and welfare of its workforce.



## VALUES THAT DRIVE US

Excellence, Integrity,  
Teamwork, Continuous  
improvement, Quality



## UNIQUE ADVANTAGES

- ▶ State-of-the-art mechanized solutions offered through excellent infrastructure
- ▶ In-house capabilities to ensure high quality standards
- ▶ Wide service portfolio offerings through robust business flow process
- ▶ Timely construction and delivery of projects
- ▶ Experienced Promoters and Strong management bandwidth with sound corporate governance
- ▶ Strong network of channel partners
- ▶ ISO 9001, ISO 14001, ISO 27001 and ISO 45001 certification



## TOP 10 ONGOING PROJECTS (as on 31<sup>st</sup> March 2026)

Project	Order Value (₹ Mn) (excl GST)	Unexecuted Value (₹ Mn) (excl GST)
Construction of Common Central Secretariat Building - Central Vista Project	26,014	26,014
India Jewelry Park, Mumbai	21,570	21,570
The Dahlias DLF 5, Gurugram	20,890	20,514
Re-development of Chhatrapati Shivaji Maharaj Terminus (CSMT) at Mumbai	20,763	15,774
Signature Global Business Park	13,070	11,695
DLF City Center – Downtown	10,947	8,784
Lal Bahadur International Airport, Varanasi	8,935	5,311
Whiteland Corporation Limited, Sector 103, Gurugram	8,210	8,100
Bihar Animal Science University, Patna, Bihar	7,948	1,932
Bihar State Tourism Development Corporation Ltd – Sitamarhi	7,328	7,328

Projects with the unexecuted value below ~ 5% of the Order Value has not been considered above.



# ONGOING PROJECTS



STATE	LOCATION
HIMACHAL PRADESH	Dharamshala (1)
PUNJAB	Mohali (1)
CHANDIGARH	Chandigarh (1)
DELHI NCR	Delhi (5)
HARYANA	Gurgaon (9)
RAJASTHAN	Kota (1)
UTTAR PRADESH	Varanasi (1)
	Noida (2)
	Jewar (1)
BIHAR	Chhapra (1)
	Darbhanga (1)
	Patna (1)
	Sitamarhi (1)
JHARKHAND	Ranchi (1)
CHHATISGARH	Korba (1)
MAHARASHTRA	Mumbai (5)
GOA	Goa (1)
WEST BENGAL	Kolkata (4)
ASSAM	Bongaigaon (1)
	Guwahati (3)
	Jorhat (1)
ODISHA	Bhubaneswar (3)
KARNATAKA	Bengaluru (7)
NEPAL	Kavre (1)

*Number of projects in brackets*



# KEY CLIENTS





## FINANCIAL HIGHLIGHTS

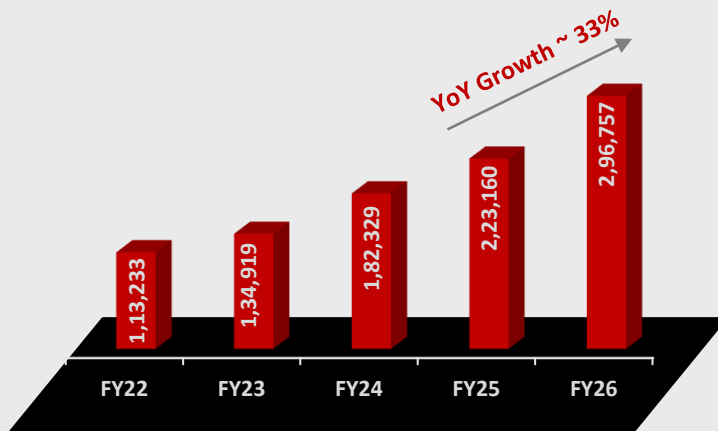


# ORDER BOOK

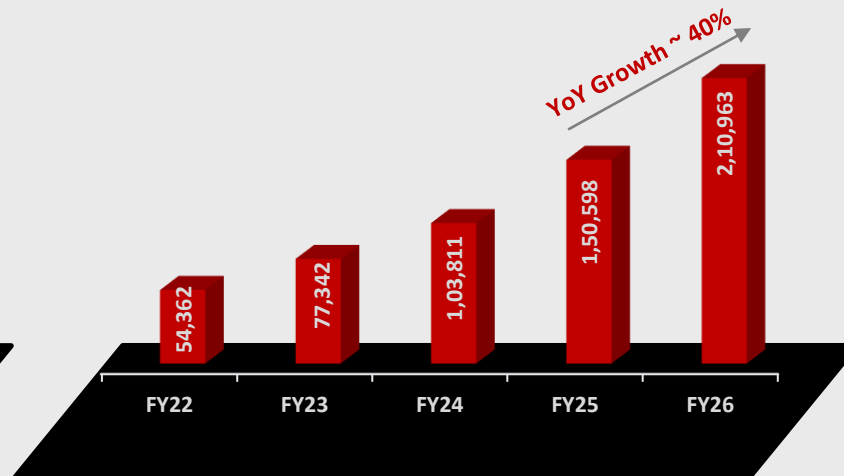
(₹ Mn.)

Details	FY22	FY23	FY24	FY25	FY26
Gross Order Book (Excl GST)	1,13,233	1,34,919	1,82,329	2,23,160	2,96,757
Unexecuted Order Book (Excl GST)	54,362	77,342	1,03,811	1,50,598	2,10,963

Gross Order Book (₹ Mn.)



Unexecuted Order Book (₹ Mn.)

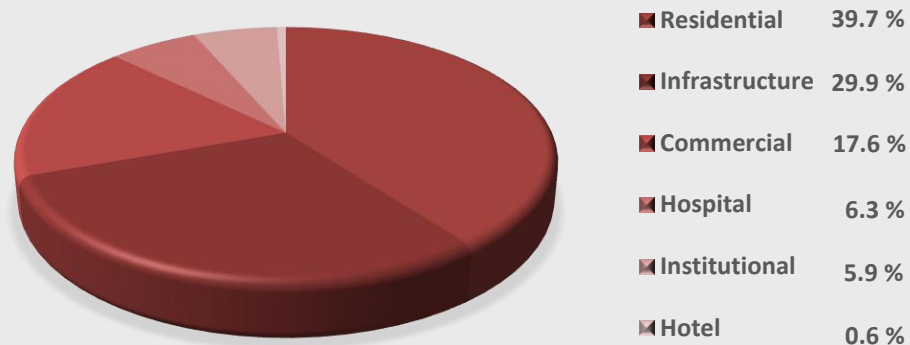




## SEGMENT WISE ORDER BOOK CLASSIFICATION (as on March 2026)

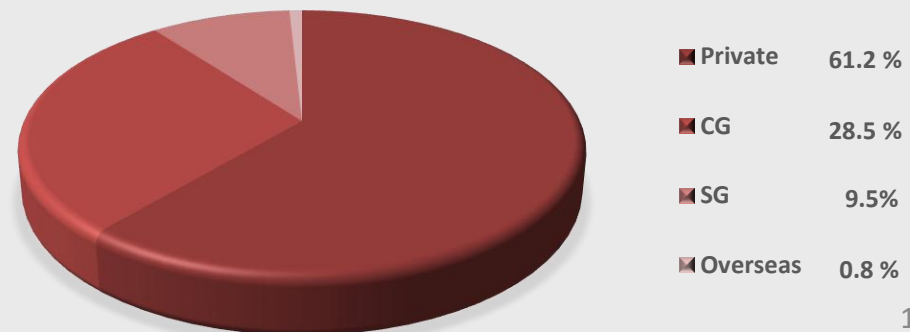
Segment Wise Unexecuted Order Book	(₹ Mn.)	Percent (%)
Residential	83,667	39.7
Infrastructure	63,012	29.9
Commercial / Industrial	37,187	17.6
Hospital	13,250	6.3
Institutional	12,502	5.9
Hotel	1,343	0.6
<b>Total</b>	<b>210,963</b>	<b>100.0</b>

SEGMENT WISE ORDER BOOK



Sector Wise Unexecuted Order Book	(₹ Mn.)	Percent (%)
Private	129,186	61.2
Central Government (CG)	60,049	28.5
State Government (SG)	19,939	9.5
Overseas – Government	1,789	0.8
<b>Total</b>	<b>210,963</b>	<b>100.0</b>

SECTOR WISE FOOTPRINTS

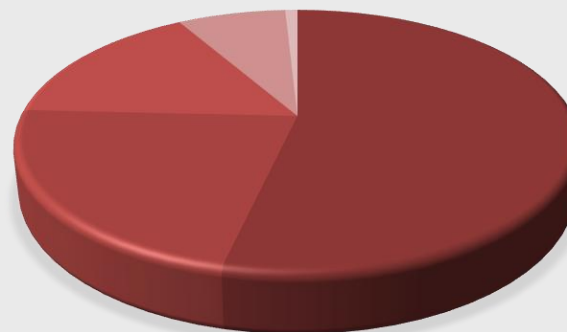


## STATEWISE / REGIONWISE ORDER BOOK CLASSIFICATION (as on March 2026)



State Wise Unexecuted Order Book	(₹ Mn.)	Percent (%)
Haryana	65,733	31.1
Maharashtra	46,354	22.0
Delhi	28,701	13.6
Karnataka	15,762	7.5
Uttar Pradesh	12,881	6.1
Bihar	12,241	5.8
West Bengal	9,044	4.3
Assam	7,308	3.5
Rajasthan	3,930	1.8
Chhattisgarh	3,416	1.6
Odissa	1,413	0.7
Chandigarh	982	0.5
Punjab	560	0.3
Goa	430	0.2
Himachal Pradesh	258	0.1
Jharkhand	161	0.1
<b>Total (Domestic)</b>	<b>210,963</b>	<b>99.2</b>
<b>Overseas</b>	<b>1,789</b>	<b>0.8</b>
<b>Total</b>	<b>210,963</b>	<b>100.0</b>

### OUR DIVERSIFIED REGIONAL PRESENCE



North	53.6%
West	22.2%
East	15.9%
South	7.5%
Overseas	0.8%

Region Wise Unexecuted Order Book	(₹ Mn.)	Percent (%)
North	113,045	53.6
West	46,784	22.2
East	33,583	15.9
South	15,762	7.5
Overseas (Nepal)	1,789	0.8
<b>Total</b>	<b>210,963</b>	<b>100.0</b>

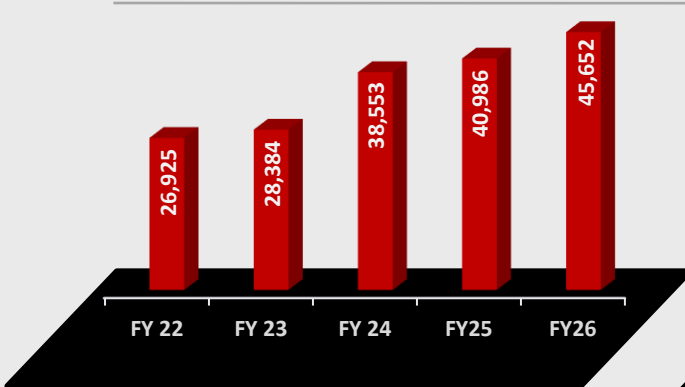
Delhi NCR Region Projects (as on 31 Mar 2026) - ₹ 102,004 Mn. viz. 48.4% of the Unexecuted Order Book

# FINANCIAL HIGHLIGHTS (Standalone)

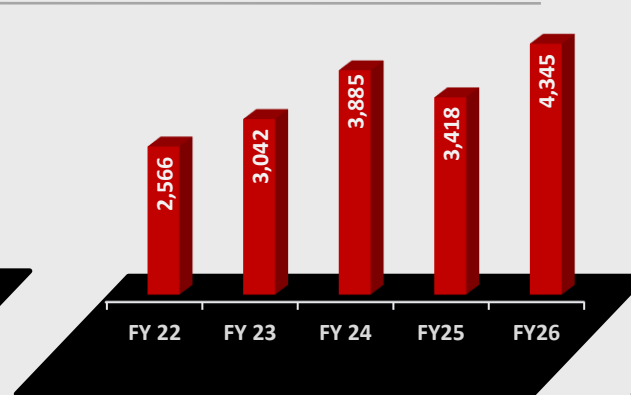
(₹ Mn.)



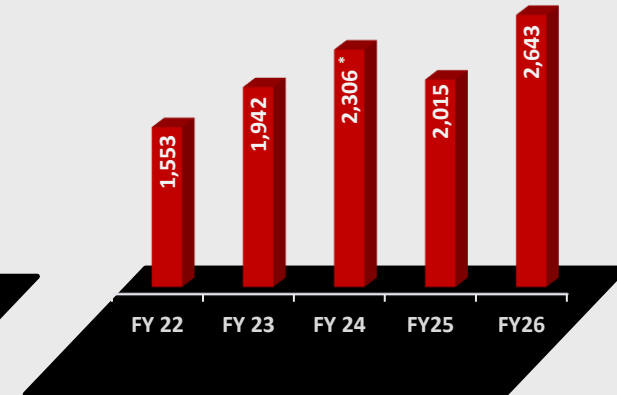
	FYE22	FYE23	FYE24	FYE25	FYE26
Income From Operations	26,925	28,384	38,553	40,986	45,652
<b>Growth (%)</b>	<b>36%</b>	<b>5%</b>	<b>36%</b>	<b>6%</b>	<b>11%</b>
Other Income	291	295	366	554	715
<b>Total Income</b>	<b>27,216</b>	<b>28,679</b>	<b>38,919</b>	<b>41,540</b>	<b>46,367</b>
EBITDA	2,566	3,042	3,885	3,418	4,345
<b>EBITDA margin (%)</b>	<b>9.5%</b>	<b>10.7%</b>	<b>10.1%</b>	<b>8.3%</b>	<b>9.5%</b>
Profit Before Exceptional Gains and Tax	2,084	2,618	3,102	2,724	3,575
Exceptional Gains	-	-	1,950	-	-
PAT	1,553	1,942	3,755	2,015	2,643
<b>PAT Margin (%)</b>	<b>5.8%</b>	<b>6.8%</b>	<b>9.6%</b>	<b>4.9%</b>	<b>5.7%</b>
<b>Net Worth</b>	<b>10,365</b>	<b>12,298</b>	<b>16,021</b>	<b>18,001</b>	<b>20,600</b>



INCOME FROM OPERATIONS (₹ Mn)  
CAGR (3 yrs) ~ 17%



EBITDA (₹ Mn)  
CAGR (3 yrs) ~ 13%



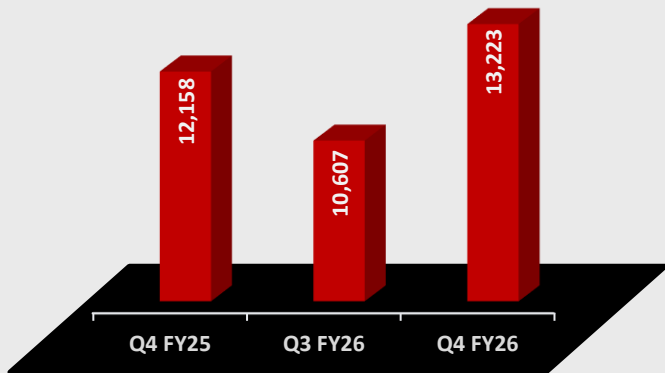
PAT (₹ Mn)  
CAGR (3 yrs) ~ 11%

\* Excluding Exceptional Gains of ₹ 1,449 Mn (Net of Tax)

# FINANCIAL HIGHLIGHTS (Standalone) (Q4 FY 26)

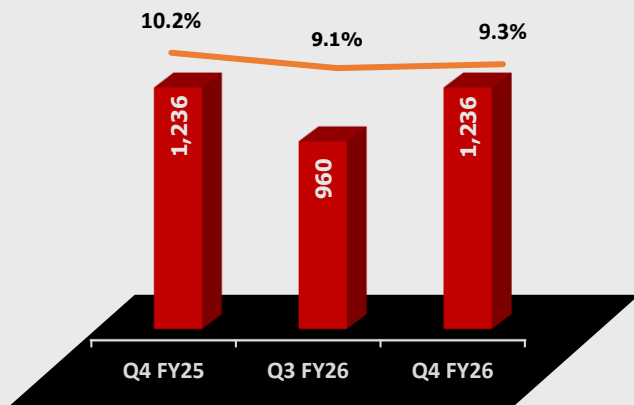
(₹ Mn.)

Income from Operations (₹ Mn)

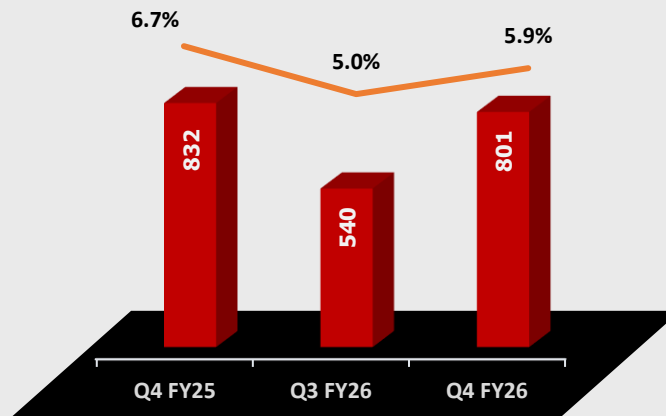


	Q4 FY 26	Q3 FY 26	Q4 FY 25
Income from Operations	13,223	10,607	12,158
<b>Total Income</b>	<b>13,477</b>	<b>10,759</b>	<b>12,339</b>
EBITDA	1,236	960	1,236
<i>EBITDA Margin (%)</i>	<i>9.3%</i>	<i>9.1%</i>	<i>10.2%</i>
Depreciation	288	262	171
Finance Cost	123	114	128
<b>Net Profit after Tax</b>	<b>801</b>	<b>540</b>	<b>832</b>
<i>Net Profit Margin (%)</i>	<i>5.9%</i>	<i>5.0%</i>	<i>6.7%</i>

EBITDA (₹ Mn) & MARGIN (%)



PAT (₹ Mn) & MARGIN (%)



- NET PROFITS
- NET PROFIT Margin
- EBITDA
- EBITDA Margin



**REGISTERED / CORPORATE OFFICE - DELHI**

PLOT NO. A-177,

OKHLA INDUSTRIAL AREA, PHASE - I,

NEW DELHI -110020

Email: mail@acilnet.com

REGIONAL OFFICES – MUMBAI | KOLKATA | BENGALURU



**AHLUWALIA CONTRACTS (INDIA) LTD.**

ENGINEERING DESIGNING CONSTRUCTION