



3M India Limited

5th Floor Marksquare
61, St Marks Road
Bengaluru 560001, India
Tel: +91 80 22231414
www.3M.com/in

Corporate Relationship Department
BSE Limited
1st Floor, New Trading Ring, Rotunda Building
P.J. Towers, Dalal Street, Fort
Mumbai - 400 001

November 3, 2025

Scrip Code - 523395

The Secretary
National Stock Exchange of India Limited
Exchange Plaza, Bandra – Kurla Complex
Bandra (E), Mumbai – 400 051

Scrip Code – 3MINDIA

Dear Sirs,

Sub: Outcome of the Board Meeting held on Monday, November 3, 2025.

Ref: Reg. 30(2) and Reg. 33 of SEBI (LODR) Regulations, 2015.

In continuation of our letter dated October 17, 2025, we hereby inform you that the Board of Directors of the Company at the Meeting held on November 3, 2025 (Monday) has transacted the following business items *inter-alia* others:

1. The Un-audited Financial Results for the quarter and half year ended September 30, 2025 were approved by the Board of Directors and were signed by Mr. Ramesh Ramadurai, Managing Director of the Company; same are attached as **“Annexure-1”**.

We are arranging publication of financial results in the newspapers and on the website of the Company as required under Reg. 33 read with 47 of SEBI (LODR) Regulations, 2015.

2. The Limited Review Report by the Statutory Auditors on the Un-audited Financial Results is attached herewith as **“Annexure-2”**.
3. Based on the recommendation of the Nomination and Remuneration Committee, the Board has appointed Mr. Dwarakanath Ranganath Mavinakere (‘M.D. Ranganath’) as an Additional Director of the Company, categorized as a Non-Executive and Independent Director, with effect from February 2, 2026, to hold office for a term of five (5) consecutive years, subject to the approval of the shareholders of the Company.

Mr. M.D. Ranganath meets the independence criteria prescribed under the Companies Act, 2013 and the SEBI (Listing Obligations and Disclosure Requirements) Regulations, 2015, and is not debarred from holding the office of Director by any order of SEBI or any other authority.

A brief profile of Mr. M.D. Ranganath, along with the requisite details pursuant to SEBI Circular No. SEBI/HO/CFD/PoD2/CIR/P/0155 dated November 11, 2024, is provided in **“Annexure 3”**.



3M India Limited
5th Floor Marksquare
61, St Marks Road
Bengaluru 560001, India
Tel: +91 80 22231414
www.3M.com/in

4. Based on the Audit Committee's recommendation and subject to the approval of the Shareholders, the Board approved the appointment of M/s. Price Waterhouse & Co Chartered Accountants LLP (Firm Registration No. 304026E/E300009) as the Statutory Auditors of the Company for a term of five (5) consecutive years, from the conclusion of the 39th Annual General Meeting in 2026 until the conclusion of the 44th Annual General Meeting, in place of the retiring auditors, M/s. B S R & Co. LLP, whose second and final term concludes at the 39th AGM. This change is due to the scheduled completion of the existing auditor's tenure and is in accordance with the Companies Act, 2013.

A brief profile of M/s. Price Waterhouse & Co Chartered Accountants LLP, along with the requisite details pursuant to SEBI Circular No. SEBI/HO/CFD/PoD2/CIR/P/0155 dated November 11, 2024, is provided in "**Annexure 4**".

5. The Board noted that, in September 2025, 3M Company, USA, the Company's promoter, entered into an agreement to sell its Precision Grinding & Finishing (PG&F) business to Nimbus, a Europe-based private equity firm focused on medium-sized industrial enterprises. The transaction is expected to close in the first half of calendar year 2026, subject to customary closing conditions. 3M India Limited is assessing the potential implications of this global transaction on the Indian business. In India, the PG&F business contributed less than 1% of 3M India Limited's revenue in FY 2024-25 and has two employees.
6. Press Release is enclosed as "**Annexure 5**".

The Meeting commenced at 5:05 P.M.(IST) and concluded at 5:54 P.M.(IST).

Please take all the above on record and kindly treat this as compliance with Regulations 30 and 33 of SEBI (Listing Obligations and Disclosure Requirements) Regulations, 2015.

Thanking you
Yours faithfully
For 3M India Limited

Pratap Rudra Bhuvanagiri
Company Secretary & Compliance Officer

Encl: as above



3M INDIA LIMITED

Regd Office: Plot No. 48-51, Electronics City, Hosur Road, Bengaluru - 560100
CIN:L31300KA1987PLC013543 | Website: www.3m.com/in | Email: investorhelpdesk.in@mmm.com
Extract of the Financial Results for the quarter and half year ended 30 September 2025

(Rs. in Lakhs, except per share data, unless otherwise stated)

Particulars	3 months ended 30 September 2025 (Unaudited)	6 months ended 30 September 2025 (Unaudited)	3 months ended 30 September 2024 (Unaudited)	12 months ended 31 March 2025 (Audited)
Total income from operations (including other income)	127,881.16	248,976.55	112,896.87	451,582.15
Net Profit for the period (before tax, Exceptional and / or Extraordinary items)	25,080.81	49,020.95	18,310.92	77,340.66
Net Profit for the period before tax (after Exceptional and / or Extraordinary items)	25,080.81	49,020.95	18,310.92	77,340.66
Net Profit for the period after tax	19,133.83	36,902.47	13,378.08	47,606.74
Total comprehensive income for the period [Comprising Profit / (Loss) for the period (after tax) and other comprehensive income/ (loss) (after tax)]	19,013.42	36,661.65	13,344.75	47,125.08
Equity share capital	1,126.51	1,126.51	1,126.51	1,126.51
Reserves (excluding revaluation reserves as per Ind AS)				183,523.18
Earnings per share (in Rs.) (of Rs. 10/- each)				
a) Basic (in Rs.)	169.85	327.58	118.76	422.60
b) Diluted (in Rs.)	169.85	327.58	118.76	422.60

Notes:

- The above unaudited financial results of 3M India Limited have been reviewed by the Audit Committee and thereafter approved by the Board of Directors at their meeting held on 03 November 2025.
- The financial results of the Company have been prepared in accordance with Indian Accounting Standards (Ind AS) as notified by the Ministry of Corporate Affairs pursuant to Section 133 of the Companies Act, 2013 read with Rule 3 of the Companies (Indian Accounting Standard) Rules 2015, as amended and in terms of Regulation 33 of the SEBI (Listing Obligations and Disclosure Requirements) Regulations, 2015.
- The above is an extract of the detailed format for the unaudited financial results for the quarter and half year ended 30 September 2025 filed with the Stock Exchanges under Regulation 33 of the SEBI (Listing and Other Disclosure Requirements) Regulations, 2015. The full format for the unaudited financial results for the quarter and half year ended 30 September 2025 are available on the Stock Exchange websites viz. www.bseindia.com, www.nseindia.com and on the Company's website (https://www.3mindia.in/3M/en_IN/company-in/about-3m/financial-facts-local/). The same can be accessed by scanning the QR code provided below.

QR CODE

For and on behalf of the Board
3M India Limited


Ramesh Ramadurai
Managing Director

Place: Bengaluru
Date: 03 November 2025





3M INDIA LIMITED
5th Floor Marksquare
61, St Marks Road
Bengaluru 560001
India
Tele: +91 80 2223 1414
CIN No.: L31300KA1987PLC013543

3M INDIA LIMITED							
REGD OFFICE: PLOT NO. 48-51, ELECTRONICS CITY, HOSUR ROAD, BENGALURU 560 100							
STATEMENT OF FINANCIAL RESULTS FOR THE QUARTER AND HALF YEAR ENDED 30 SEPTEMBER 2025							
Rs. in Lakhs (except in respect of item 12)							
Sl No	Particulars	3 months ended 30 September 2025 (Unaudited)	3 months ended 30 June 2025 (Unaudited)	3 months ended 30 September 2024 (Unaudited)	6 months ended 30 September 2025 (Unaudited)	6 months ended 30 September 2024 (Unaudited)	12 months ended 31 March 2025 (Audited)
1	Income						
	(a) Revenue from operations	126,649.45	119,596.87	111,080.30	246,246.32	215,737.40	444,555.63
	(b) Other income	1,231.71	1,498.52	1,816.57	2,730.23	3,992.21	7,026.52
	Total income	127,881.16	121,095.39	112,896.87	248,976.55	219,729.61	451,582.15
2	Expenses						
	(a) Cost of materials consumed	43,983.57	43,148.38	45,276.50	87,131.95	88,668.90	170,807.10
	(b) Purchases of stock-in-trade	26,645.49	25,876.72	25,802.92	52,522.21	46,666.53	101,273.02
	(c) Changes in inventories of finished goods, stock-in-trade and work-in-progress	(109.51)	(1,141.69)	(3,819.01)	(1,251.20)	(7,825.86)	(7,139.44)
	(d) Employee benefit expenses	12,091.64	11,808.43	10,775.00	23,900.07	21,435.35	43,779.48
	(e) Finance costs	231.59	214.42	439.85	446.01	706.61	1,117.51
	(f) Depreciation and amortisation expense	1,504.38	1,518.66	1,398.90	3,023.04	2,756.90	5,528.70
	(g) Other expenses	18,453.19	15,730.33	14,711.79	34,183.52	27,913.75	58,875.12
	Total expenses	102,800.35	97,155.25	94,585.95	199,955.60	180,322.18	374,241.49
3	Profit before exceptional items and tax (1-2)	25,080.81	23,940.14	18,310.92	49,020.95	39,407.43	77,340.66
4	Exceptional items	-	-	-	-	-	-
5	Profit before tax (3+4)	25,080.81	23,940.14	18,310.92	49,020.95	39,407.43	77,340.66
6	Tax expense (refer note 6):						
	(a) Current tax	6,045.71	6,238.54	4,689.30	12,284.25	10,046.93	28,752.32
	(b) Deferred tax	(98.73)	(67.04)	243.54	(165.77)	267.47	981.60
	Total	5,946.98	6,171.50	4,932.84	12,118.48	10,314.40	29,733.92
7	Profit after tax (5-6)	19,133.83	17,768.64	13,378.08	36,902.47	29,093.03	47,606.74
8	Other comprehensive (loss)/ income (net of tax) - Items that will not be reclassified subsequently to statement of profit and loss						
	(a) Remeasurements of net defined benefit liability	(160.91)	(160.91)	(44.54)	(321.82)	(89.08)	(643.64)
	(b) Income tax relating to items not to be reclassified subsequently to statement of profit and loss	40.50	40.50	11.21	81.00	22.42	161.98
	Total other comprehensive (loss)/ income (net of tax)	(120.41)	(120.41)	(33.33)	(240.82)	(66.66)	(481.66)
9	Total comprehensive income (7+8)	19,013.42	17,648.23	13,344.75	36,661.65	29,026.37	47,125.08
10	Paid up equity share capital (face value of Rs. 10 each)	1,126.51	1,126.51	1,126.51	1,126.51	1,126.51	1,126.51
11	Other equity						183,523.18
12	Earnings per share (in Rs.) (face value of Rs. 10 each) (not annualised for the quarters)						
	(a) Basic	169.85	157.73	118.76	327.58	258.26	422.60
	(b) Diluted	169.85	157.73	118.76	327.58	258.26	422.60
Notes:							
1	The above unaudited financial results of 3M India Limited have been reviewed by the Audit Committee and thereafter approved by the Board of Directors in its meeting held on 03 November 2025.						
2	The above statement of the Company has been reviewed by the Statutory Auditors and they have issued an unqualified review opinion on the same. The review report of the Statutory Auditor is being filed with National Stock Exchange of India Limited ("NSE") and BSE Limited ("BSE") and is also available on the Company's website at https://www.3mindia.in/3M/en_IN/company-in/about-3m/financial-facts-local/ .						
3	The above financial results of the Company have been prepared in accordance with Indian Accounting Standards (Ind AS) as notified by the Ministry of Corporate Affairs pursuant to Section 133 of the Companies Act, 2013 read with Rule 3 of the Companies (Indian Accounting Standard) Rules 2015, as amended and in terms of Regulation 33 of the SEBI (Listing Obligations and Disclosure Requirements) Regulations, 2015.						
4	The Company has no subsidiary/ associate/ joint venture company(ies) as on 30 September 2025.						
5	During the year ended 31 March 2025, the Board at its meeting held on 28 May 2025 had recommended a dividend of Rs. 535 per equity share (final dividend of Rs. 160 per equity share and special dividend of Rs. 375 per equity share) which got approved by the Shareholders at the Annual General Meeting held on 26 August 2025. During the current quarter, the Company has accordingly made the payment of Rs. 60,268.12 lakhs to the shareholders towards final dividend.						
6	On 30 April 2025, the Company had filed an application under the Direct Tax Vivad Se Vishwas Scheme, 2024 ('VSV Scheme') enacted vide Chapter IV of the Finance Act, 2024 with a view to settle long pending disputes and litigations relating to certain past years (ranging from 2004-05 to 2013-14) which existed as on 31 March 2025 and accordingly had recognised a tax expense of Rs. 9,890.91 lakhs during the year ended 31 March 2025. The Company has received Form 4 under Section 92(2) read with Section 93 of Finance Act, 2024, towards full and final settlement of tax arrears which has resulted in a net reduction of tax charge by Rs. 433.24 lakhs during the current period.						



**3M INDIA LIMITED**

5th Floor Marksquare


61, St Marks Road


Bengaluru 560001

India

Tele: +91 80 2223 1414

CIN No.: L31300KA1987PLC013543

3M INDIA LIMITED		
REGD OFFICE : 48-51, ELECTRONICS CITY, HOSUR ROAD, BENGALURU 560 100		
STATEMENT OF ASSETS AND LIABILITIES		
Rs. in Lakhs		
Particulars	As at 30 September 2025 (Unaudited)	As at 31 March 2025 (Audited)
ASSETS		
Non-current assets		
(a) Property, plant and equipment	31,117.57	31,804.41
(b) Capital work - in - progress	1,763.11	981.60
(c) Right - of - use assets	9,993.86	9,881.71
(d) Other intangible assets	21.69	30.42
(e) Financial assets		
(i) Loans	15.13	15.17
(ii) Other financial assets	737.25	694.35
(f) Deferred tax assets (net)	2,209.69	1,962.92
(g) Income tax assets (net)	8,121.23	8,190.31
(h) Other non - current assets	4,073.23	3,831.13
Total non - current assets	58,052.76	57,392.02
Current assets		
(a) Inventories	64,565.31	64,823.85
(b) Financial assets		
(i) Trade receivables	76,922.76	79,026.74
(ii) Cash and cash equivalents	61,362.02	93,277.92
(iii) Bank balances other than (ii) above	584.23	460.46
(iv) Loans	33.71	32.80
(v) Other financial assets	579.45	523.24
(c) Other current assets	2,947.67	5,161.37
(d) Asset held for sale	760.77	760.77
Total current assets	207,755.92	244,067.15
Total assets	265,808.68	301,459.17
EQUITY AND LIABILITIES		
Equity		
(a) Equity share capital	1,126.51	1,126.51
(b) Other equity	159,916.71	183,523.18
Total equity	161,043.22	184,649.69
Liabilities		
Non- current liabilities		
(a) Financial liabilities		
(i) Lease liabilities	9,539.25	9,141.00
(b) Provisions	4,134.91	3,372.90
Total non - current liabilities	13,674.16	12,513.90
Current liabilities		
(a) Financial liabilities		
(i) Lease liabilities	792.64	812.53
(ii) Trade payables		
- Total outstanding dues of micro and small enterprises	5,587.63	5,531.12
- Total outstanding dues of creditors other than micro and small enterprises	56,754.70	70,068.65
(iii) Other financial liabilities	11,837.12	8,865.44
(b) Other current liabilities	3,509.93	5,730.85
(c) Provisions	8,797.18	8,083.24
(d) Current tax liabilities (net)	3,812.10	5,203.75
Total current liabilities	91,091.30	104,295.58
Total equity and liabilities	265,808.68	301,459.17
<div>By Order of the Board For 3M India Limited</div> <div> Ramesh Ramadurai Managing Director</div> <div>Place: Bengaluru Date: 03 November 2025</div>		





3M INDIA LIMITED
5th Floor Marksquare
61, St Marks Road
Bengaluru 560001
India

Tele: +91 80 2223 1414
CIN No.: L31300KA1987PLC013543

3M INDIA LIMITED
REGD OFFICE: 48-51, ELECTRONICS CITY, HOSUR ROAD, BENGALURU 560 100
STATEMENT OF CASH FLOWS

Rs. in lakhs

Particulars	6 Months ended	
	30 September 2025 (Unaudited)	30 September 2024 (Unaudited)
Cash flow from operating activities		
Profit before tax	49,020.95	39,407.43
Adjustments for:		
Depreciation and amortisation expense	3,023.04	2,756.90
Bad debts and allowance for doubtful trade receivables (net)	(14.63)	28.12
Unrealised exchange loss on foreign currency transactions (net)	133.72	96.19
(Gain) / loss on disposal and write off of property, plant and equipment (net)	(69.78)	38.96
Interest income	(2,650.97)	(3,705.49)
Finance costs	446.01	706.61
	49,888.34	39,328.72
Movements in working capital:		
(Decrease) in trade payables	(13,391.16)	(14,331.12)
Increase in provisions	1,154.14	1,135.54
Increase in other financial liabilities and other liabilities	55.27	1,942.44
Decrease/ (increase) in trade receivables	2,118.61	(4,468.91)
Decrease/ (increase) in inventories	258.54	(10,576.72)
Decrease in loans, other financial assets, other current and non current assets	1,741.36	641.78
Cash generated from operations activities	41,825.10	13,671.73
Income tax paid (net of refund)	(13,606.84)	(9,257.20)
Net cash generated from operating activities (A)	28,218.26	4,414.53
Cash flow from investing activities		
Purchase of property, plant and equipment and intangible assets including capital work - in - progress	(1,612.30)	(1,576.63)
Proceeds from sale of property, plant and equipment	124.77	11.39
Movement in fixed deposits with original maturity more than three months (net)	-	30,905.99
Interest received	2,650.96	3,705.48
Net cash generated from investing activities (B)	1,163.43	33,046.23
Cash flow from financing activities		
Payment of lease liability (including interest thereon)	(1,029.47)	(2,441.53)
Dividends paid	(60,268.12)	(77,165.73)
Net cash used in financing activities (C)	(61,297.59)	(79,607.26)
Net decrease in cash and cash equivalents (A+B+C)	(31,915.90)	(42,146.50)
Cash and cash equivalents at the beginning of the year	93,277.92	104,428.88
Cash and cash equivalents at the end of the period	61,362.02	62,282.38
Cash and cash equivalents comprise of :		
Balances with banks:		
- in current accounts	2,980.05	5,111.32
- deposits accounts (original maturity of three months or less)	58,381.97	57,171.06
	61,362.02	62,282.38



Registered Office: Plot No. 48-51, Electronics City, Hosur Road, Bengaluru - 560001
www.3m.com/in

**3M INDIA LIMITED**

5th Floor Marksquare


61, St Marks Road

Bengaluru 560001

India

Tele: +91 80 2223 1414

CIN No.: L31300KA1987PLC013543

3M INDIA LIMITED						
REGD OFFICE: PLOT NO. 48-51, ELECTRONICS CITY, HOSUR ROAD, BANGALORE 560 100						
SEGMENT-WISE REVENUE, RESULTS, ASSETS AND LIABILITIES FOR THE QUARTER AND HALF YEAR ENDED 30 SEPTEMBER 2025						
(Rs. in Lakhs)						
Particulars	3 months ended 30 September 2025 (Unaudited)	3 months ended 30 June 2025 (Unaudited)	3 months ended 30 September 2024 (Unaudited)	6 months ended 30 September 2025 (Unaudited)	6 months ended 30 September 2024 (Unaudited)	12 months ended 31 March 2025 (Audited)
Segment revenue						
(a) Safety & Industrial	40,461.12	37,818.04	36,042.83	78,279.16	69,830.90	141,386.63
(b) Transportation & Electronics	43,489.23	44,003.85	38,534.68	87,493.08	78,090.59	167,655.60
(c) Health Care	26,692.68	24,047.67	23,232.43	50,740.35	43,274.33	86,521.71
(d) Consumer	14,295.74	13,051.84	12,474.95	27,347.58	23,354.08	46,485.81
(e) Others	1,710.68	675.47	795.41	2,386.15	1,187.50	2,505.88
Revenue from operations	126,649.45	119,596.87	111,080.30	246,246.32	215,737.40	444,555.63
Segment results						
(a) Safety & Industrial	6,821.05	6,252.68	3,488.98	13,073.73	7,716.37	14,672.35
(b) Transportation & Electronics	8,343.02	8,997.92	6,042.56	17,340.94	14,524.60	30,092.23
(c) Health Care	5,970.48	4,997.47	5,040.04	10,967.95	9,357.54	17,466.82
(d) Consumer	2,406.27	2,297.20	2,238.93	4,703.47	4,193.84	8,232.40
(e) Others	539.87	110.77	123.69	650.64	329.48	967.85
Total	24,080.69	22,656.04	16,934.20	46,736.73	36,121.83	71,431.65
Less: Finance costs	231.59	214.42	439.85	446.01	706.61	1,117.51
Add: Other income	1,231.71	1,498.52	1,816.57	2,730.23	3,992.21	7,026.52
Profit before tax	25,080.81	23,940.14	18,310.92	49,020.95	39,407.43	77,340.66
Segment assets						
(a) Safety & Industrial	60,789.09	62,564.13	58,115.21	60,789.09	58,115.21	60,031.38
(b) Transportation & Electronics	65,817.31	68,189.39	66,070.14	65,817.31	66,070.14	72,979.15
(c) Health Care	32,135.70	31,385.58	32,871.73	32,135.70	32,871.73	30,098.54
(d) Consumer	13,948.39	12,139.20	12,780.68	13,948.39	12,780.68	12,463.39
(e) Unallocated segment assets	93,118.19	149,442.21	105,363.79	93,118.19	105,363.79	125,886.71
Total segment assets	265,808.68	323,720.51	275,201.55	265,808.68	275,201.55	301,459.17
Segment liabilities						
(a) Safety & Industrial	22,456.03	29,297.87	26,048.38	22,456.03	26,048.38	27,673.56
(b) Transportation & Electronics	21,444.91	27,656.29	23,601.46	21,444.91	23,601.46	28,166.74
(c) Health Care	12,579.71	14,295.86	13,196.43	12,579.71	13,196.43	13,886.20
(d) Consumer	5,762.59	6,388.60	5,311.00	5,762.59	5,311.00	5,676.87
(e) Unallocated segment liabilities	42,522.22	43,783.97	40,493.30	42,522.22	40,493.30	41,406.11
Total segment liabilities	104,765.46	121,422.59	108,650.57	104,765.46	108,650.57	116,809.48
Notes:						
1. The assets and liabilities are allocable to the extent they are identifiable to the respective segments. All the others are grouped under 'Unallocated'.						
2. Segment Reporting in the above financial results: Based on the "management approach" as defined in Ind AS 108 - Operating segments, the Chief Operating Decision Maker evaluates the Company's performance and allocates resources based on an analysis of various performance indicators by business segments. Accordingly, information has been presented along these business segments. The accounting principles used in the preparation of these above financial results are consistently applied to record revenue and expenditure in individual segments.						
Place: Bengaluru	For and on behalf of the Board					
Date: 03 November 2025	3M India Limited					
						
	Ramesh Ramadurai					
	Managing Director					



B S R & Co. LLP

Chartered Accountants

Embassy Golf Links Business Park
Pebble Beach, B Block, 3rd Floor
No. 13/2, off Intermediate Ring Road
Bengaluru - 560 071, India
Telephone: +91 80 4682 3000
Fax: +91 80 4682 3999

Limited Review Report on unaudited financial results of 3M India Limited for the quarter ended 30 September 2025 and year to date results for the period from 1 April 2025 to 30 September 2025 pursuant to Regulation 33 of Securities and Exchange Board of India (Listing Obligations and Disclosure Requirements) Regulations, 2015, as amended

To the Board of Directors of 3M India Limited

1. We have reviewed the accompanying Statement of unaudited financial results of 3M India Limited (hereinafter referred to as "the Company") for the quarter ended 30 September 2025 and year to date results for the period from 1 April 2025 to 30 September 2025 ("the Statement").
2. This Statement, which is the responsibility of the Company's management and approved by its Board of Directors, has been prepared in accordance with the recognition and measurement principles laid down in Indian Accounting Standard 34 "Interim Financial Reporting" ("Ind AS 34"), prescribed under Section 133 of the Companies Act, 2013, and other accounting principles generally accepted in India and in compliance with Regulation 33 of the Securities and Exchange Board of India (Listing Obligations and Disclosure Requirements) Regulations, 2015, as amended ("Listing Regulations"). Our responsibility is to issue a report on the Statement based on our review.
3. We conducted our review of the Statement in accordance with the Standard on Review Engagements (SRE) 2410 "Review of Interim Financial Information Performed by the Independent Auditor of the Entity", issued by the Institute of Chartered Accountants of India. A review of interim financial information consists of making inquiries, primarily of persons responsible for financial and accounting matters, and applying analytical and other review procedures. A review is substantially less in scope than an audit conducted in accordance with Standards on Auditing and consequently does not enable us to obtain assurance that we would become aware of all significant matters that might be identified in an audit. Accordingly, we do not express an audit opinion.
4. Based on our review conducted as above, nothing has come to our attention that causes us to believe that the accompanying Statement, prepared in accordance with the recognition and measurement principles laid down in the aforesaid Indian Accounting Standard and other accounting principles generally accepted in India, has not disclosed the information required to be disclosed in terms of Regulation 33 of the Listing Regulations, including the manner in which it is to be disclosed, or that it contains any material misstatement.

For B S R & Co. LLP

Chartered Accountants

Firm's Registration No.:101248W/W-100022


Umang Banka

Partner

Bengaluru

03 November 2025

Membership No.: 223018

UDIN:25223018BMLCXY8503



3M India Limited
5th Floor Marksquare
61, St Marks Road
Bengaluru 560001, India
Tel: +91 80 22231414
www.3M.com/in

"Annexure 3"

**Disclosure in terms of Regulation 30 of the SEBI Listing Regulations read with SEBI Master Circular No.
SEBI/HO/CFD/POD2/CIR/P/0155 dated November 11, 2024**

Sl.No	Particulars	Details
1	Name	Mr. Dwarakanath Ranganath Mavinakere (‘M.D. Ranganath’), (DIN: 07565125). Appointment as an Additional Director (Non-Executive and Independent Director).
2	Reasons for change	Appointment
3	Date of appointment / cessation / Term of Appointment	Appointed for a term of five (5) consecutive years, with effect from February 2, 2026, subject to approval of the shareholders of the Company.
5	Brief profile (in case of appointment)	Brief profile of Mr. M.D. Ranganath is enclosed.
6	Disclosure of relationship between Directors (in case of appointment)	Mr. M.D. Ranganath is not related to any of the directors of the Company.

M.D. Ranganath



Professional Highlights

M.D. Ranganath has over 34 years of leadership experience across global IT services and financial services. He is Chairman of Catamaran Ventures, which manages assets spanning private equity, public markets and fixed income.

Ranganath served as Chief Financial Officer of Infosys Ltd (NYSE: INFY) until November 2018. During his two-decade long tenure at Infosys, he played an integral part in the company's growth and transformation, leading diverse functions including Strategy, Finance, M&A, Consulting, Risk Management and Corporate Planning. He worked closely with the Board of Infosys and its Committees in formulating and executing its strategic priorities. As CFO, he played a key role in formulating and executing the industry leading capital allocation policy of Infosys that significantly enhanced shareholder returns.

He was twice recognized as **Best CFO Asia – Technology Sector** by Institutional Investor magazine (2017, 2018), based on votes from global buy-side and sell-side professionals.

Prior to Infosys, Ranganath worked at ICICI Ltd and executed leadership responsibilities in corporate credit, treasury, equity portfolio management and corporate planning.

Board Leadership

Ranganath is an independent director on the boards of HDFC Bank (NYSE:HDB), HDFC Pension Fund Management Ltd, Women's World Banking and is a member of governing board IIM, Bangalore.

He chairs the Audit Committee of HDFC Bank. As a board member, he brings deep expertise in finance, audit, governance, risk management and information technology.

He is a member of CII Corporate Governance Council and GIFT City Advisory Committee on Funds Management.

Education & Credentials

- **PGDM**, Indian Institute of Management, Ahmedabad
- **MTech**, Indian Institute of Technology, Madras
- **B.E.**, University of Mysore
- **Member**, CPA Australia



3M India Limited
5th Floor Marksquare
61, St Marks Road
Bengaluru 560001, India
Tel: +91 80 22231414
www.3M.com/in

"Annexure 4"

Disclosure in terms of Regulation 30 of the SEBI Listing Regulations read with SEBI Master Circular No. SEBI/HO/CFD/POD2/CIR/P/0155 dated November 11, 2024

Sl.No	Particulars	Details
1	Name	M/s. Price Waterhouse & Co Chartered Accountants LLP (Firm Registration No. 304026E/E300009)
2	Reasons for change	Appointment
3	Date of appointment / cessation / Term of Appointment	The appointment of Price Waterhouse & Co Chartered Accountants LLP as the Statutory Auditors of the Company is for a term of five (5) consecutive years i.e., from the conclusion of the 39 th AGM until the conclusion of the 44 th AGM, subject to shareholders' approval at the 39 th AGM.
5	Brief profile (in case of appointment)	<p>Price Waterhouse & Co Chartered Accountants LLP, having a Firm Registration No. 304026E/E300009, is a firm of Chartered Accountants registered with the Institute of Chartered Accountants of India. The firm was established in the year 1991 and was converted into a limited liability partnership in the year 2014.</p> <p>The registered office of the firm is at Plot No. 56 & 57, Block DN, Sector V, Salt Lake, Kolkata - 700 091 and more than 15 branch offices in various cities in India as on date.</p> <p>The firm is primarily engaged in providing assurance and auditing services to its clients and is a member firm of Price Waterhouse & Affiliates, a network of firms registered with the Institute of Chartered Accountants of India having Network Registration No. NRN/E/14. Price Waterhouse & Affiliates is a network of separate, distinct and independent Indian Chartered Accountant firms, each of which is registered with the Institute of Chartered Accountants of India.</p> <p>The firm has more than 125 Assurance Partners as of August 1, 2025.</p>
6	Disclosure of relationship between Directors (in case of appointment)	None



3M India Limited
5th Floor Marksquare
61, St Marks Road
Bengaluru 560001, India
Tel: +91 80 22231414
www.3M.com/in

Bengaluru, November 3, 2025

Press Release

3M India Limited (the Company) held a meeting of its Board of Directors on November 3, 2025 and is pleased to announce the following highlights of results for the quarter ended September 30, 2025.

- The Company registered sales growth in Q2 FY26 of 14.0% on a YoY basis and 5.9% on a QoQ basis.
- EBITDA registered growth in Q2 FY26 of 33.1% on YoY basis and 4.5% on QoQ basis.
- The Company registered a Sales growth of 14.1% for the first half ended September 30, 2025
- All Businesses segments - Transportation & Electronics, Safety and Industrial, Health Care and Consumer registered sales growth on a YoY basis.

Financial Results: (Rs. Crores)- YoY (vs Previous Year) *(Note: all figures are rounded off to nearest digit)*

Particulars	July - Sept 2025	July – Sept 2024	% Growth
Sales & Other Operating Income	1,266	1,111	14.0%
Other Income	12	18	-32.2%
EBITDA	268	201	33.1%
PBT	251	183	37.0%
PAT	191	134	43.0%

Financial Results: (Rs. Crores)- QoQ (vs Prior Quarter)

Particulars	July - Sept 2025	April-June 2025	% Growth
Sales & Other Operating Income	1,266	1,196	5.9%
Other Income	12	15	-17.8%
EBITDA	268	257	4.5%
PBT	251	239	4.8%
PAT	191	178	7.7%

Commenting on the quarter and half year ended September 30, 2025, financial results Mr. Ramesh Ramadurai, Managing Director of 3M India Limited, said “the Company delivered 14.0% sales growth in the second quarter of current financial year versus Q2 prior year. The Company delivered broad-based growth across all four business segments. For the quarter, Healthcare sales grew 14.9%, Consumer 14.6%, Transportation & Electronics 12.9% and Safety & Industrial 12.3% versus prior year. We are encouraged with the sales growth in Q2 as well as the first half of FY 25-26, despite timing benefit in the quarter due to certain project-related businesses. The Company’s profit after tax grew 43.0% to Rs. 191 crores in Q2 FY26. The Company maintained higher spend levels during the quarter in sales and marketing to improve market penetration. I thank our teams for their focus on customers and disciplined execution during the quarter.

About 3M in India,

3M India Limited, an Indian Subsidiary of US based 3M Company, was established in 1987 and has its headquarters in Bengaluru with branch offices at Gurgaon. 3M leverages its global innovation expertise to develop homegrown solutions that addresses unique needs of diverse customers in India. 3M has invested in Innovation centers at Bengaluru and Gurgaon to boost local product development. Its manufacturing footprint is spread across Bengaluru, Pune, and Ahmedabad. From products that improve manufacturing efficiency and impact, improved healthcare delivery, to safety solutions that help increase road visibility, everyday kitchen aids and car care products, today, 3M science is improving the lives of millions of Indians.

Learn how we’re working to improve lives and make what’s next at 3m.com/news-center.

Regd Office: Plot No 48-51,
Electronics City, Bengaluru 560100
CIN No: L31300KA1987PLC013543