bajaj corp limited

January 13, 2017

DCS-CRD BSE Limited First Floor, New Trade Wing Rotunda Building, Phiroze Jeejeebhoy Towers Dalal Street, Fort Mumbai 400 023 Fax No. 2272 3719/2039 Stock Code: 533229	National Stock Exchange of India Ltd. Exchange Plaza, 5th Floor Plot No.C/1 'G'Block Bandra - Kurla Complex Bandra East Mumbai 400 051 Fax No. 2659 8237/ 8238 Stock Code: BAJAJCORP

Dear Sir,

Sub: Revised Investor Presentation

Please find enclosed a copy of Revised Investor Presentation for the quarter ended December 31, 2016.

The same may please be taken on record and suitably disseminated to all concerned.

Thanking you,

Yours faithfully,
For Bajaj Corp Limited

Manaki

Hitesh Kanani
General Manager - Company Secretary

Encl.: As above

Registered Office: Old Station Road, Sevashram Chouraha, Udaipur 313 001
CIN: L01110RJ2006PLC047173
Phone : 0294-2561631, 2561632
Website : www.bajajcorp.com

bajaj Corp Ltd.

Investor Presentation-Version II

January 2017

Industry Overview

INDUSTRY SIZE AND STRUCTURE

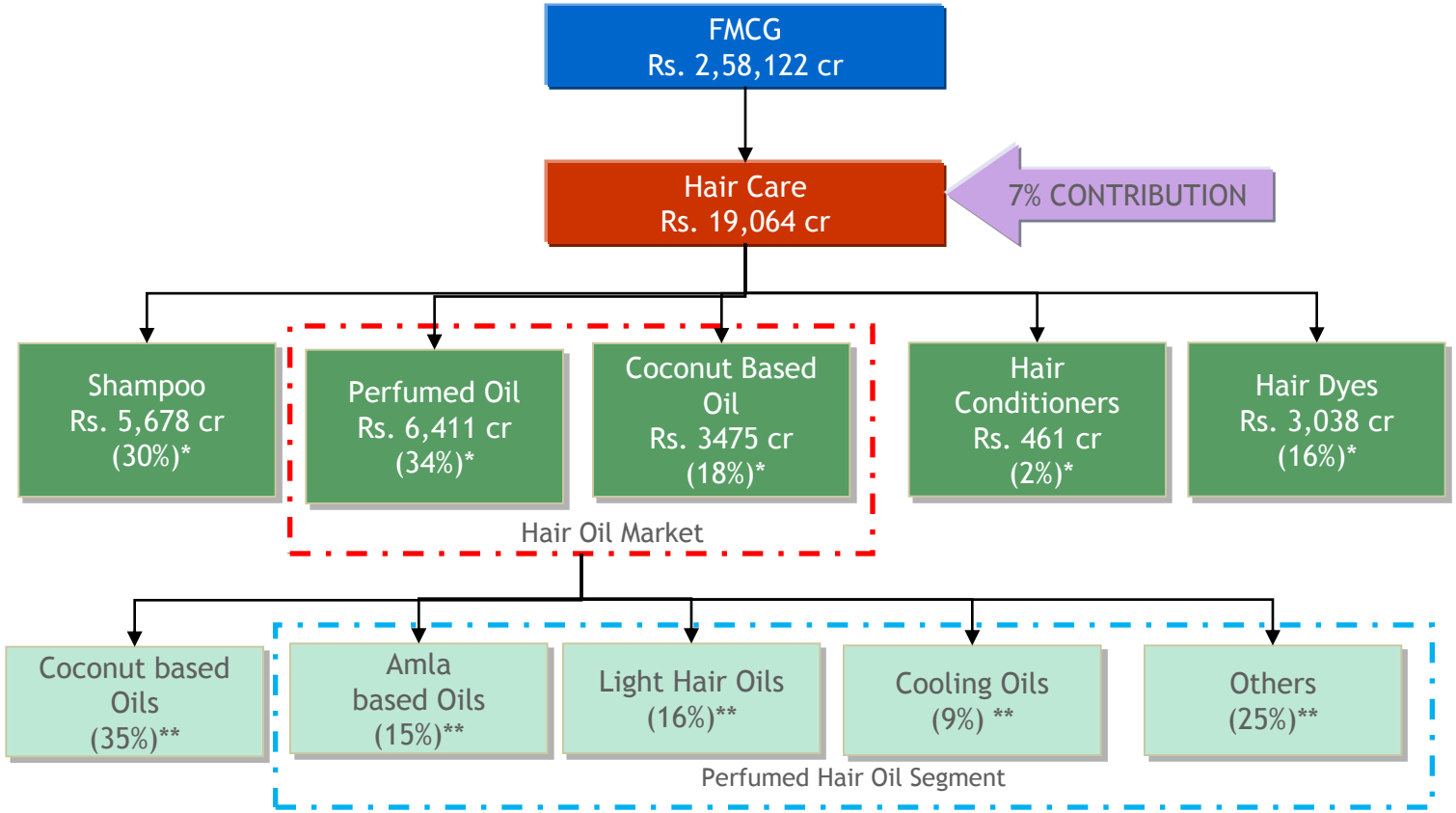

* Value based share of Hair Care Market
** Value based share of Hair Oil Market
MAT MAR 16

Hair Oil Market in India

Overall Hair Oil Market - Volume

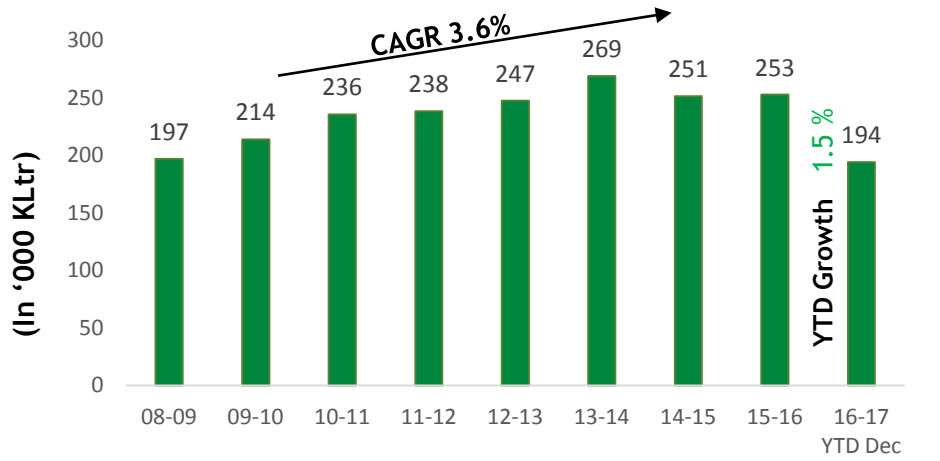

Overall Oil Market - Value

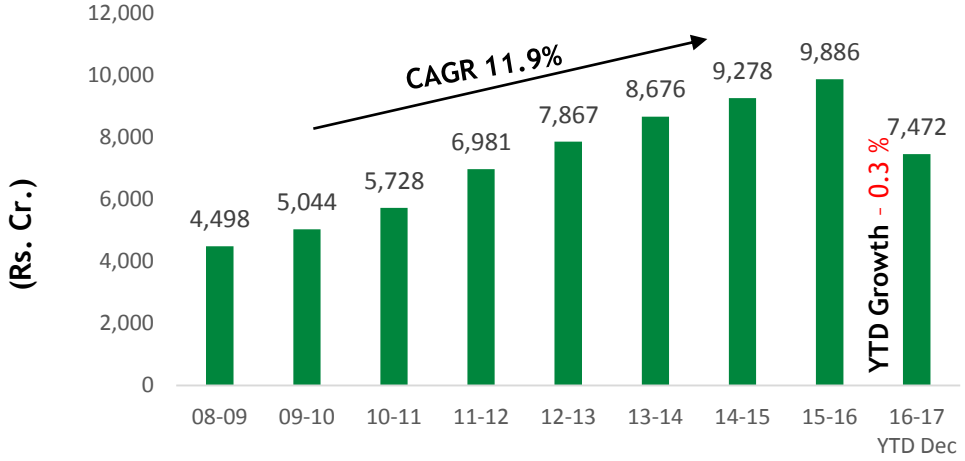

Light Hair Oil - Volume

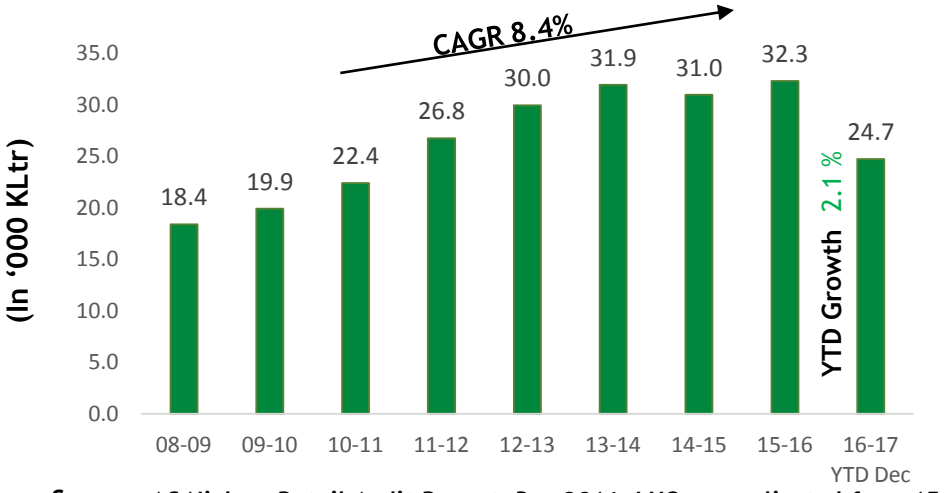

Light Hair Oil - Value

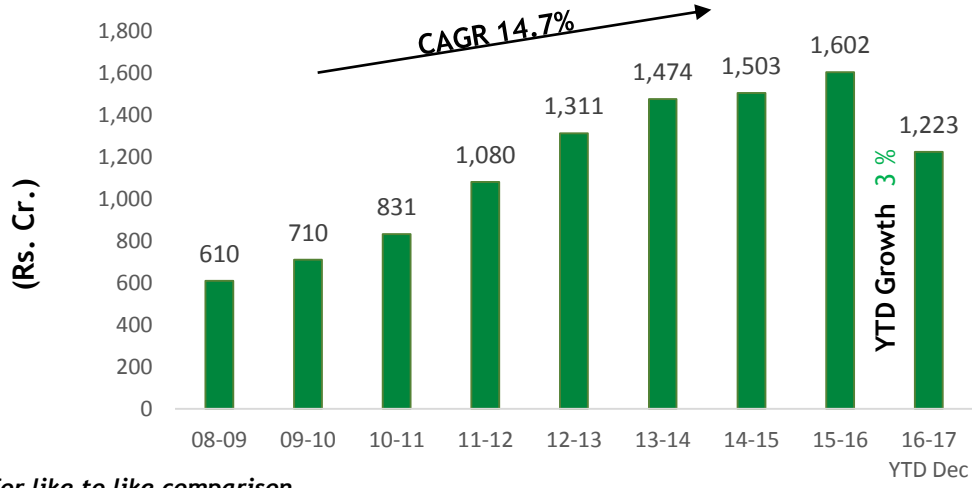

Source: AC Nielsen Retail Audit Report, Dec 2016; LHO nos. adjusted from 15-16 for like to like comparison

Hair Oils category shows Vol growth as compared to YTD Dec FY15-16. LHO segment shows value & volume growth.

Light Hair Oil Market in India

Light Hair Oil - Volume

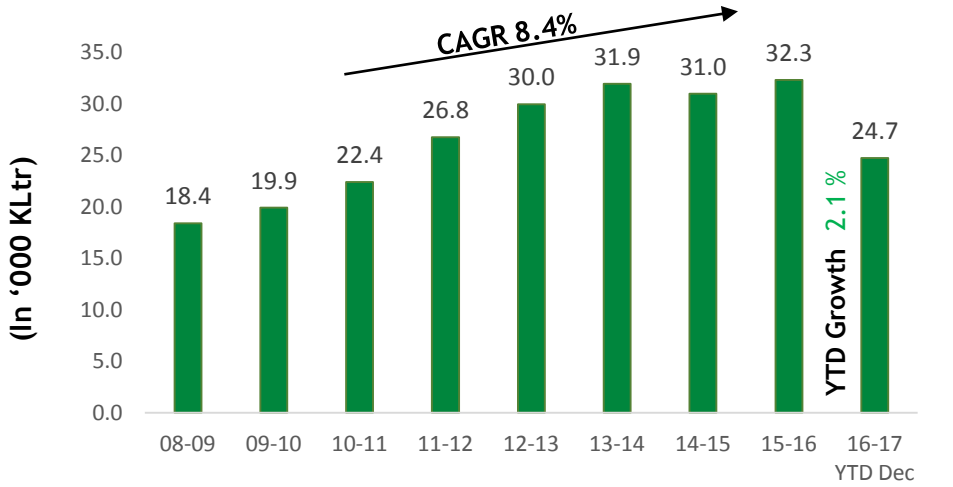

Light Hair Oil - Value

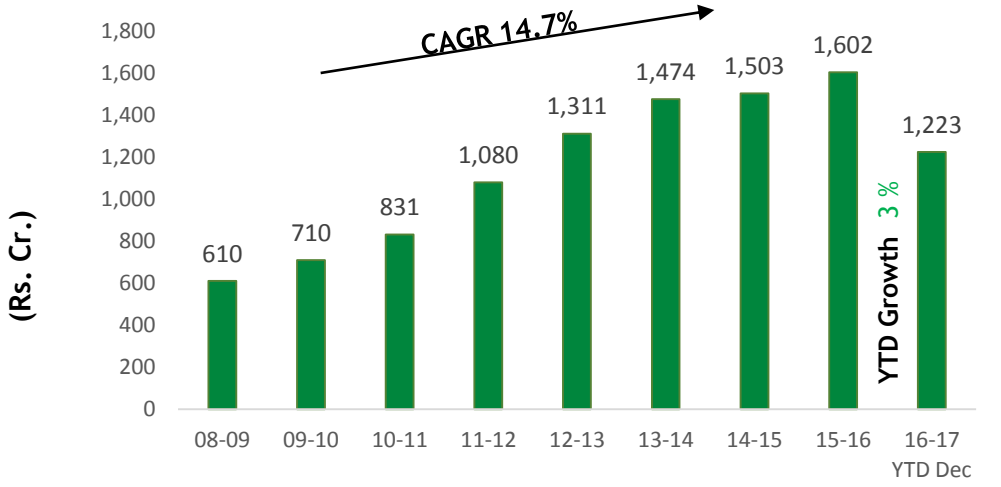

Almond Drops Hair Oil Market - Volume

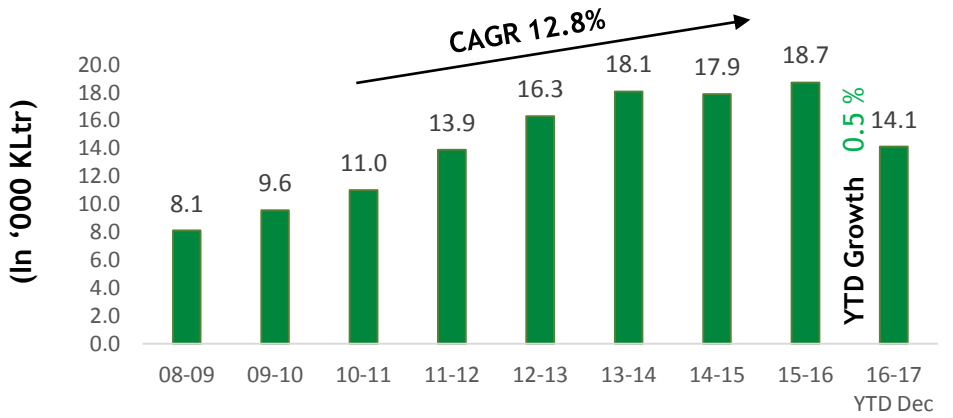

Almond Drops Hair Oil Market - Value

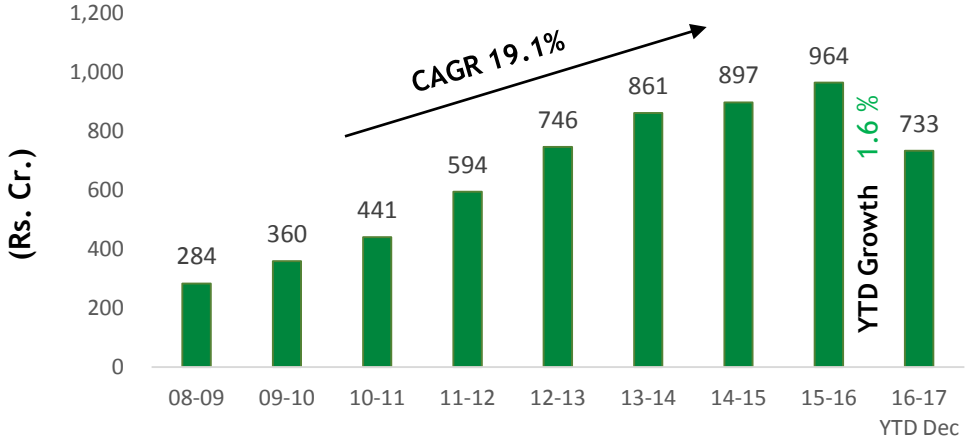

Source: AC Nielsen Retail Audit Report, Dec 2016; LHO nos. adjusted from 15-16 for like to like comparison

Bajaj Almond Drops shows growth in both volume & value as compared to YTD Dec FY15-16

Market Shares Trends in Light Hair Oil Category (All India - Urban Plus Rural)

Volume MS

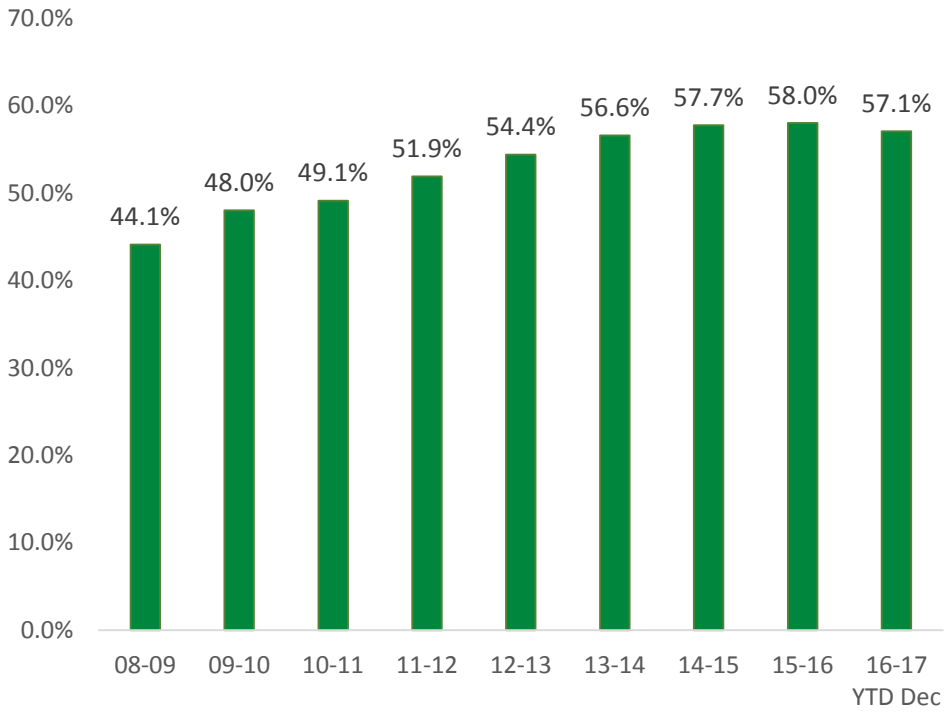

Value MS

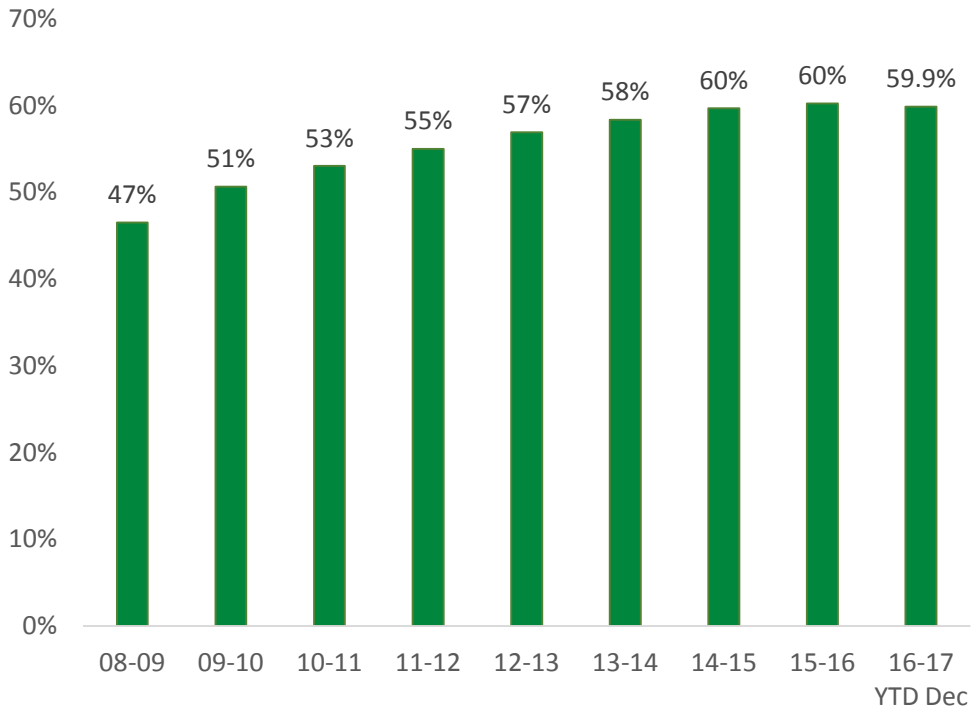

Market Share in the Light Hair Oil Category, LHO nos. adjusted from 15-16 for like to like comparison.

*Source: AC Nielsen Retail Audit Report, **Dec 2016***

Market Shares Trends in Total Hair Oil Category (All India - Urban Plus Rural)

Volume MS

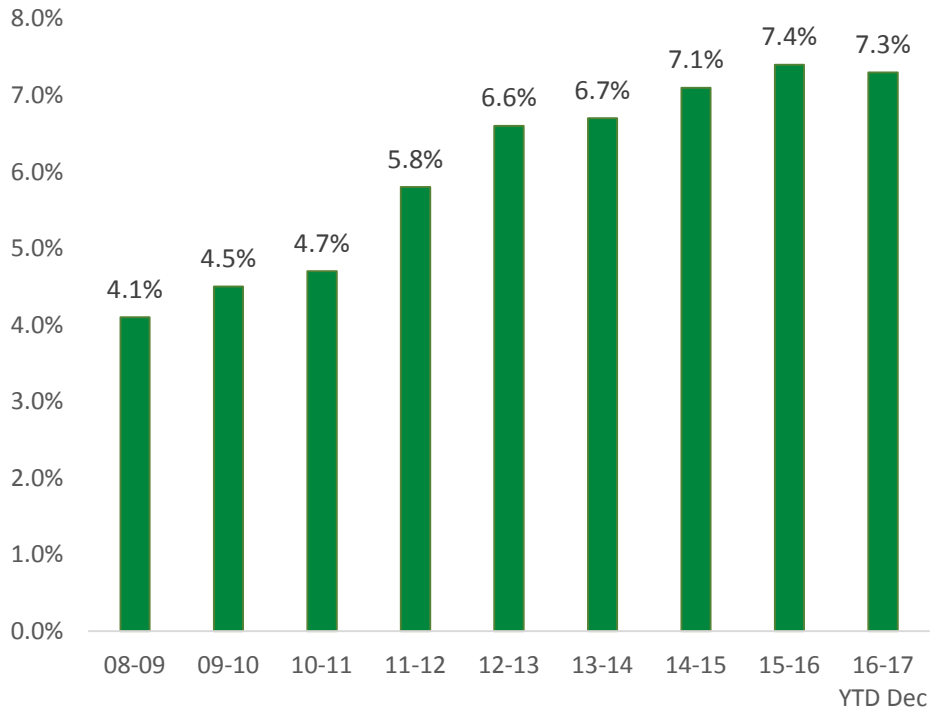

Value MS

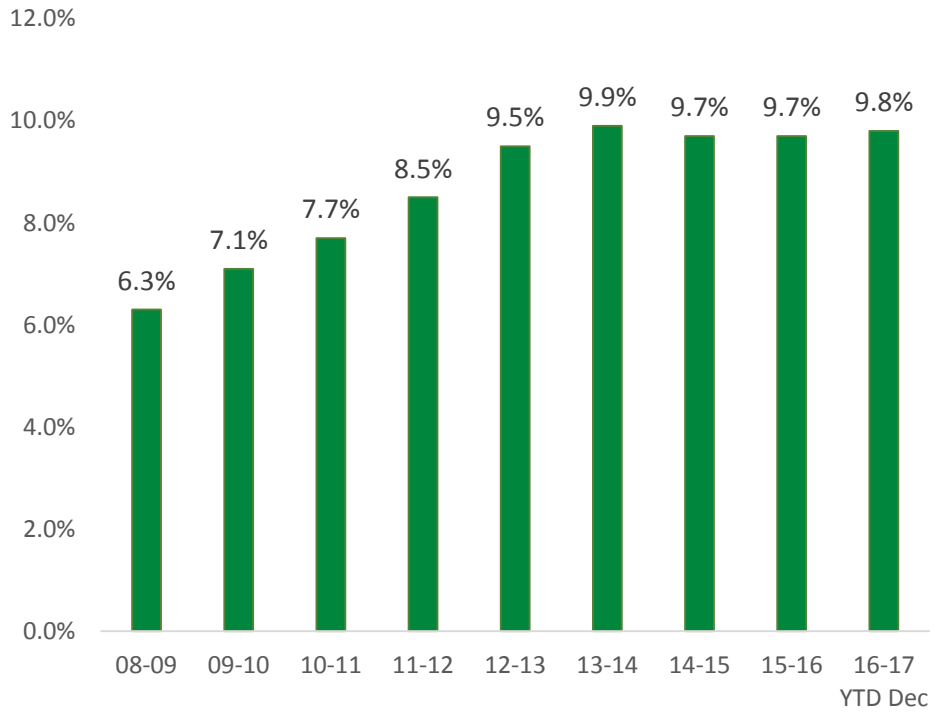

*Source: AC Nielsen Retail Audit Report, **Dec 2016***

Bajaj Almond Drops has increased its Value MS in the THO category this year

ADHO – Relative Market Share – Value Trend

Relative Market share is the ratio of Bajaj Almond Drops market share to the next largest competitor in LHO segment

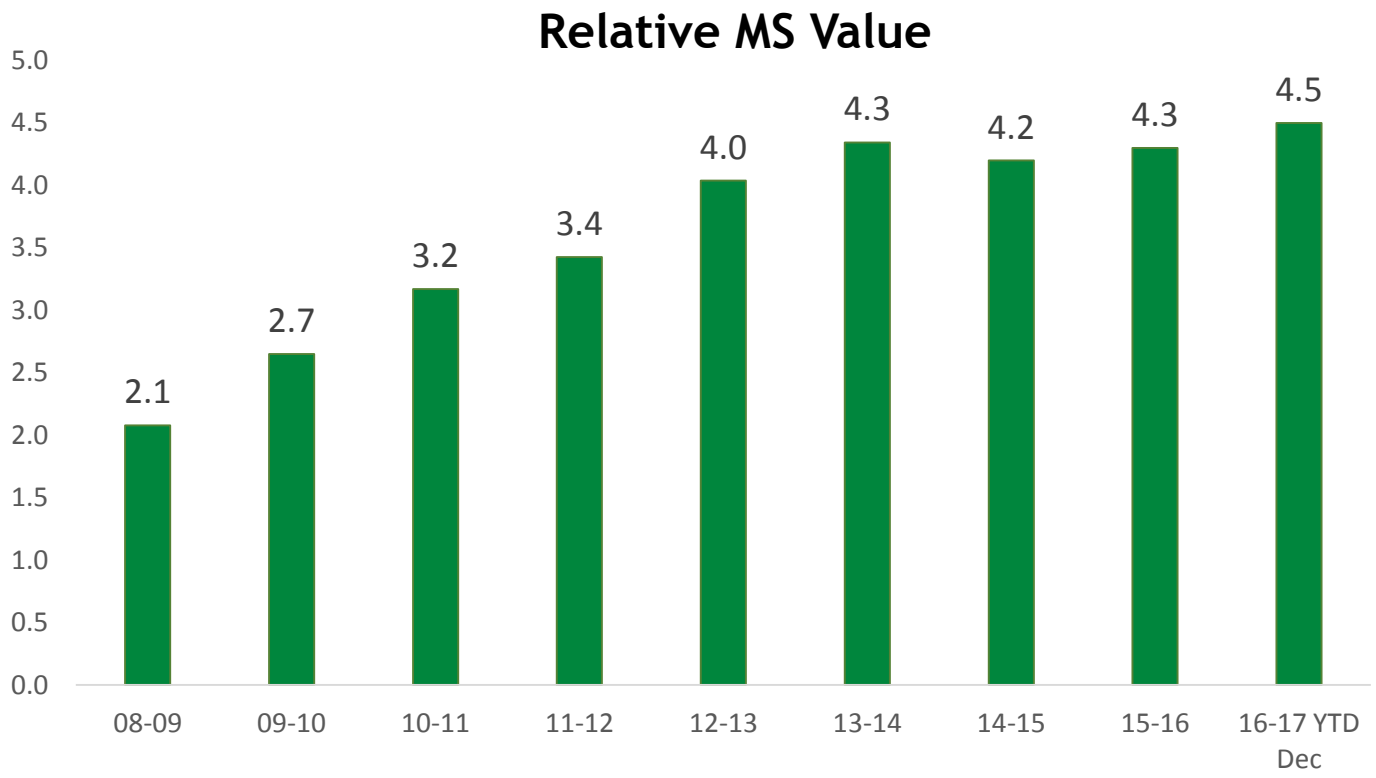

Source: AC Nielsen Retail Audit Report, Dec 2016; LHO nos. adjusted from 15-16 for like to like comparison

Strong Relative market share demonstrates the strength of the brand

ADHO - Relative Market Shares - Value

States	Relative Market Share	Rank
Delhi	3.9	1
Rajasthan	1.6	1
Punjab	3.2	1
HP-JK	3.4	1
Haryana	4.5	1
Madhya Pradesh	3.6	1
Chhattisgarh	6.8	1
UP	3.3	1
Uttaranchal	4.0	1
Assam	4.5	1
Bihar	10.7	1
Jharkhand	7.7	1

States	Relative Market Share	Rank
North East	2.2	1
Orissa	6.2	1
WB	2.7	1
Maharashtra	4.5	1
Mumbai	3.4	1
Gujarat	2.0	1
AP	1.3	1
Karnataka	5.1	1
Kerala	1.3	1
TN	1.3	1
All India	4.5	1

Relative Market share is the ratio of Almond Drops market share value to the next largest competitor in LHO segment
Rank is the position of ADHO in respective state

Source - AC Nielsen Retail Audit Report, Dec 16

Statewise Market Share

16-17 YTD Dec	LHO Volume	ADHO Proportion % (Vol)		ADHO Market Share % (Vol)		
	Saliency	Urban	Rural	Total	Urban	Rural
All India	100.0%	57.1%	42.9%	57.1%	54.9%	60.3%
Delhi	6.3%	100.0%	0.0%	55.1%	55.1%	
Raj	7.4%	53.4%	46.6%	46.4%	52.0%	41.4%
Punjab	4.2%	68.9%	31.1%	53.9%	56.8%	52.7%
Har	6.1%	75.4%	24.6%	58.7%	55.6%	70.6%
HP-JK	0.6%	42.3%	57.7%	49.4%	51.2%	47.1%
MP	10.2%	51.8%	48.2%	55.6%	55.8%	55.5%
Chattisgarh	3.0%	41.2%	58.8%	69.5%	62.0%	75.8%
UP	23.3%	42.5%	57.5%	60.8%	58.3%	62.8%
Uttar	1.0%	54.0%	46.0%	58.5%	52.6%	67.3%
Assam	2.7%	39.7%	60.3%	65.7%	60.3%	69.9%
Bihar	5.8%	45.6%	54.4%	78.1%	72.9%	83.1%
JharKhand	1.3%	56.0%	44.0%	68.9%	67.0%	71.5%
North East	2.1%	55.0%	45.0%	41.3%	37.7%	46.8%
Orissa	1.8%	54.3%	45.7%	66.6%	61.0%	74.7%
WB	9.7%	59.1%	40.9%	43.5%	41.2%	47.4%
Guj	4.3%	68.8%	31.2%	52.9%	50.1%	60.2%
Maha	7.2%	71.9%	28.1%	58.3%	59.0%	56.7%
AP	1.3%	87.5%	12.5%	49.3%	50.4%	43.2%
Kar	1.1%	73.2%	26.8%	65.6%	62.7%	75.0%
Kerala	0.2%	80.4%	19.6%	29.7%	31.1%	24.8%
TN	0.5%	98.8%	1.2%	32.7%	35.4%	4.4%

Source: AC Nielsen Retail Audit Report, Dec 16

Light Hair Oil Market - Key Characteristics

Rural -Urban break up of LHO market

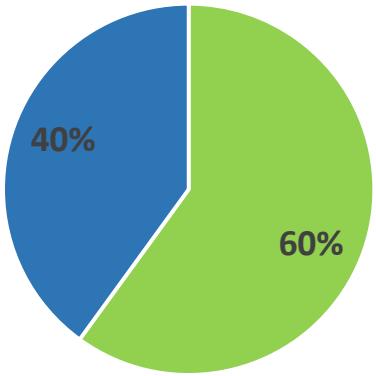

AI Urban ■ AI Rural

Urban dominated segment due to its relatively higher pricing

Share of Distribution Channels in LHO market

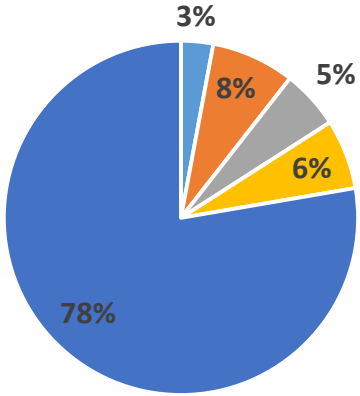

Modern Trade ■ Pan Plus ■ Chemists ■ Cosmetics ■ Grocers

Grocers dominate distribution

SKU wise break up of LHO market

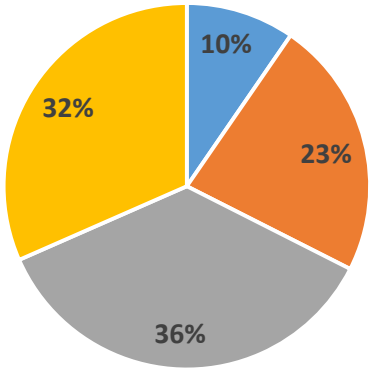

0-15 ml ■ 16-50 ml ■ 51-100 ml ■ >100 ml

50ml and above SKUs contribute the maximum in the repertoire.

Region wise break up of LHO market

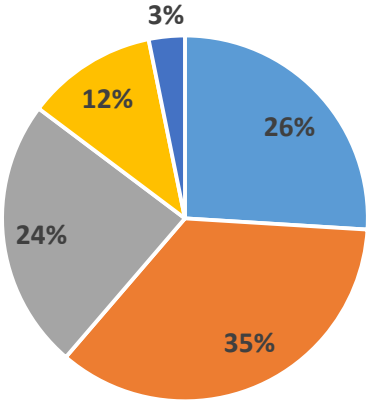

NZ ■ CZ ■ EZ ■ WZ ■ SZ

Sales tend to be concentrated in the Central part of the country

Source: AC Nielsen Retail Audit Report, YTD Dec 2016

ADHO's New 360º Media Campaign – "Load Mat Lo"

- New Campaign Idea on the insight of "Light is Strong"
- New TVC to communicate to the audience that you don't need to bear heavy, sticky oils for nourishment. Switch to the Light & Non-Sticky Bajaj Almond Drops hair oil.
- Bollywood Star Parineeti Chopra roped in as Brand Ambassador
- 360º Marketing Campaign across all mediums – TV, Print, Outdoor, Radio, Trade & Digital

Company Overview

Bajaj Corp Ltd. (BCL) - An Overview

- Part of Bajaj Group which has business interests in varied industries including sugar, consumer goods, power generation & infrastructure development
- Subsidiary of Bajaj Resources Ltd. (BRL)
  - BCL is the exclusive licensee of brands owned by BRL
  - Brands licensed to BCL for 99 years from 2008
- Key brand – Bajaj Almond Drops Hair Oil
  - 2nd largest brand in the overall hair oils segment
  - Market leader with 59.9% market share* of LHO market
  - Premium positioning commands one of the highest per unit prices in the industry
- New Product Launch: Bajaj Amla Hair Oil
- Other brands - Brahmi Amla, Bajaj Kailash Parbat Cooling Oil and Jasmine (all hair oil brands), Black tooth powder and skincare products under Nomarks brand.

Source: AC Nielsen Retail Audit Report, YTD Dec 2016.

Haircare Portfolio

Bajaj Almond Drops Hair Oil - A premium perfumed hair oil containing almond oil and Vitamin E

Competitors – Keo Karpin (Dey's Medical), Hair & Care (Marico)

Bajaj Kailash Parbat Cooling Oil – An ayurvedic formulation containing Sandal & Almond extracts

Competitors: Himani Navratna

Bajaj Brahmi Amla Hair Oil - Traditional heavy hair oil. Brand has been in existence since 1953

Competitors - Dabur Amla, Dabur Sarson Amla

Bajaj Amla – Variant in the low price amla hair oil segment catering to price conscious consumers

Competitors - Shanti Badam Amla Hair Oil (Marico)

Bajaj Jasmine Hair Oil - A Jasmine flower perfumed hair oil. In demand due to cultural significance.

Bajaj Kala Dant Manjan – An oral care product for the rural market.

Skincare Portfolio

Bajaj Nomarks Creams for
Normal Skin, Oily Skin & Dry Skin Types, available in sizes 12g(Normal skin) & 25g

Bajaj Nomarks Facewash for
Clear Glowing Fairness (50g) & Neem Facewash (15g, 50g & 100g)

Bajaj Nomarks Soaps
Herbal Scrub Soap and Neem Soap, available in sizes 125g

Bajaj Nomarks Exfoliating Scrub (50g)
& Bajaj Nomarks Face Pack (25g)

Bajaj Almond Drops - A Premium Brand

Strong Market Share (Val) Growth in Recent Years

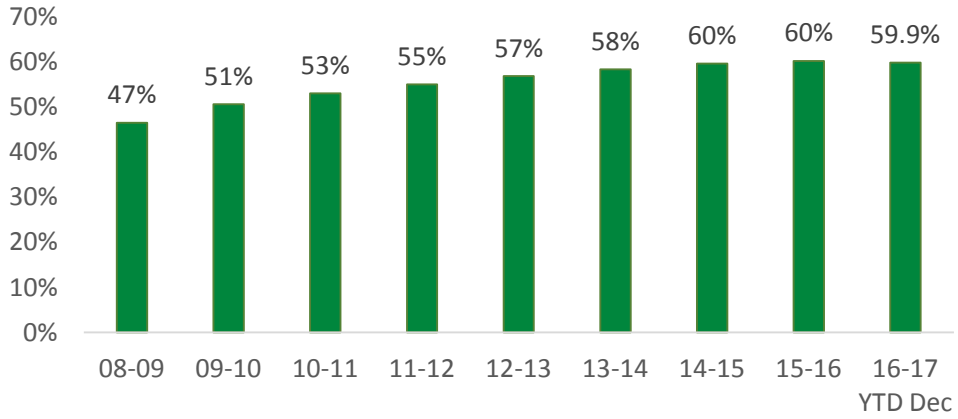

. . . But not at the cost of pricing power

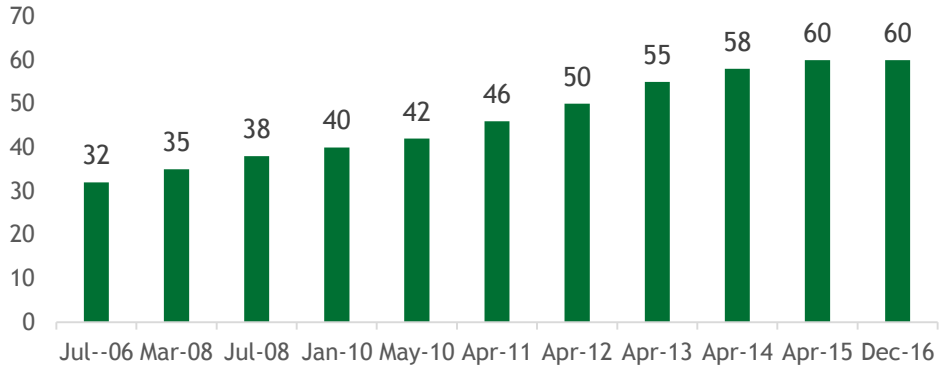

Comparative Price of Different Brands for 100 ml in the Hair Oil Segment

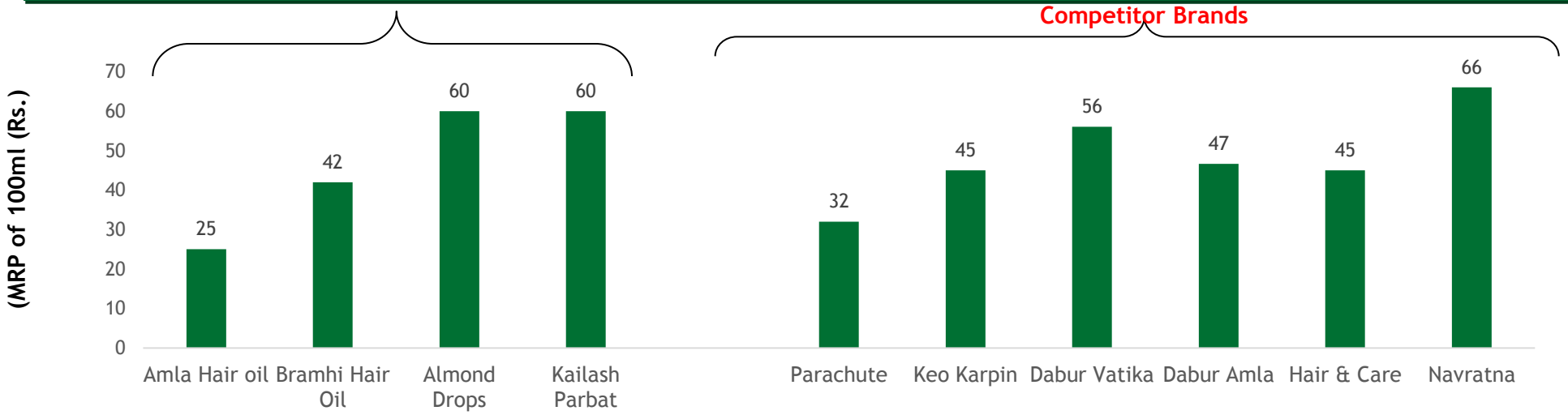

Source: AC Nielsen Retail Audit Report Dec 2016

Almond Drops has created a unique positioning for itself through initiatives like product differentiation (Almond based), focused marketing, unique packaging (glass vs. plastic used by competition etc.)

Strong Distribution Network

Distribution Network

The company reaches consumers through 3.6mn retail outlets serviced by 7707 distributors and 11500 wholesalers

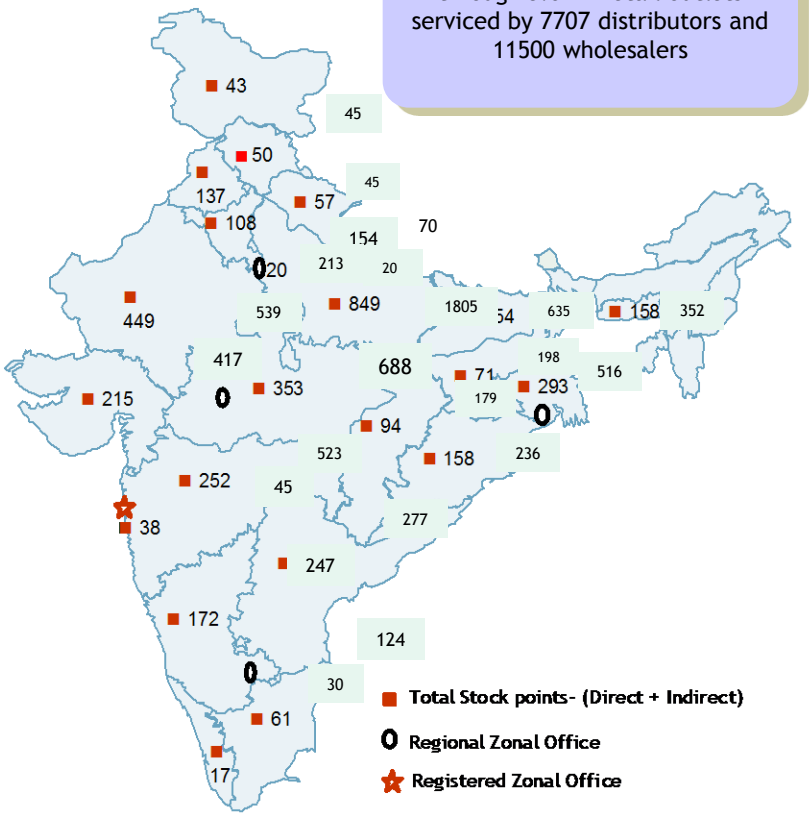

Distribution Structure

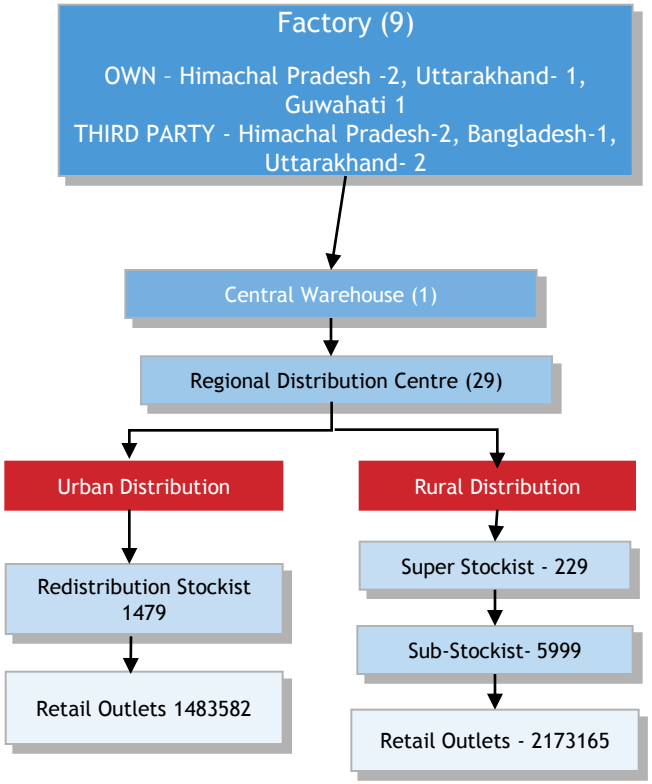

Over the years, BCL has created a large distribution network (that continues to grow) which can be leveraged to introduce new products

Sales Force Automation

- SFA program has been launched under the name of **Project Saathi** this year.
- It was started with the objective of better coverage & control of distribution.
- Currently after the introduction of SFA model for the sales team, out of 1072, 670 ISRs are on SFA.

Organization Structure

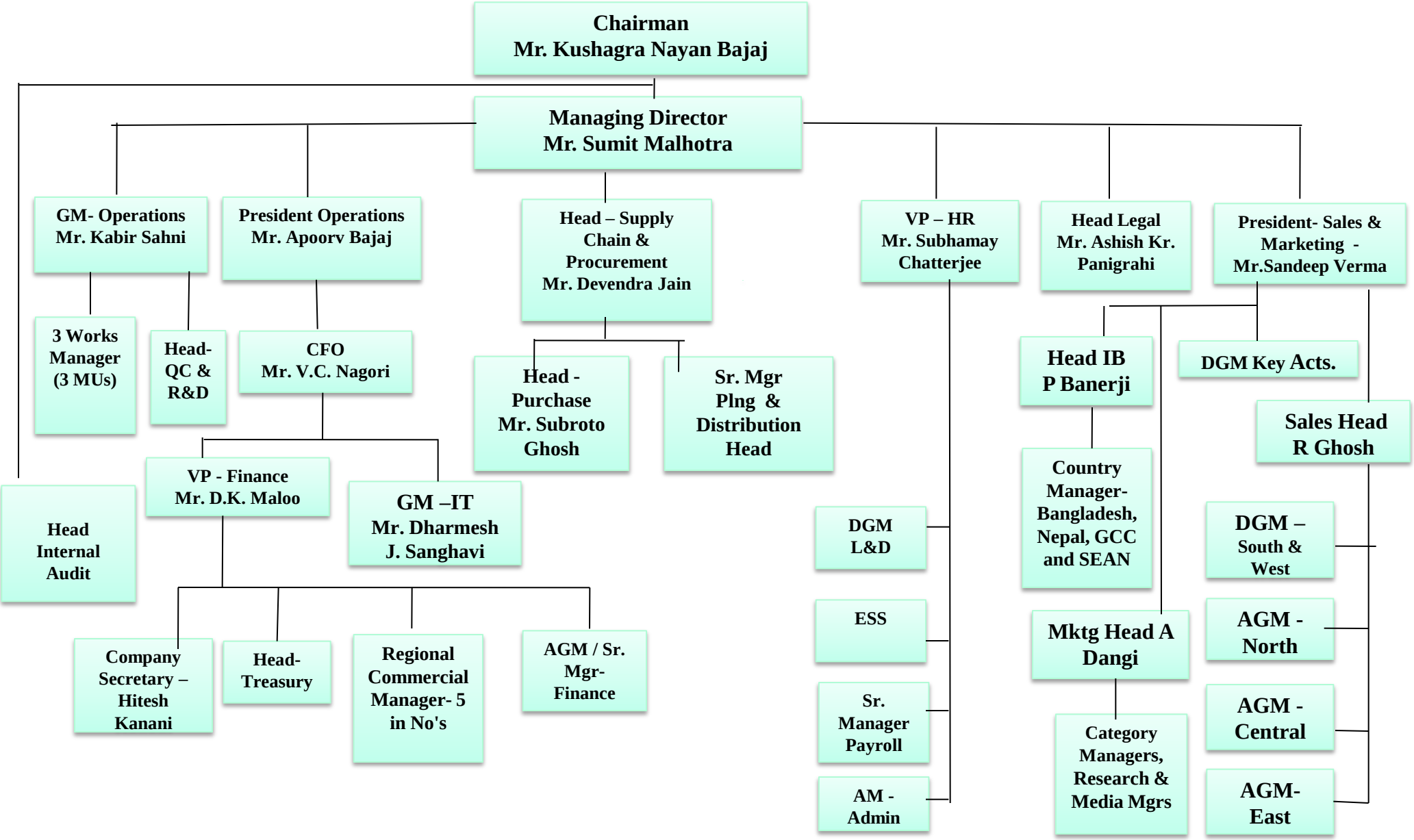

Financial Information

Summary Income Statement

(Rs. In Crore)

Particulars	Q3FY17	Q3FY16	9M FY 17	9M FY 16
Sales (Net)	186.40	195.70	586.28	585.41
EBITDA	62.33	68.83	202.68	201.96
EBITDA Margin	*33.44%*	*35.17%*	*34.57%*	*34.50%*
Profit Before Tax & Exceptional Item	*73.48*	*74.44*	*232.39*	*217.96*
Exceptional Item (Trademark & Intellectual Properties)	-	*11.75*	*18.38*	*35.24*
Profit Before Tax(PBT)	*73.48*	*62.69*	*214.00*	*182.72*
Net Profit after Tax	57.80	49.31	168.29	143.73
Net Profit Margin	*31.01%*	*25.20%*	*28.70%*	*24.55%*

Summary Balance Sheet

(Rs. In Crore)

Particulars (Rs. In Crore)	As on 31.12.2016	As on 31.03.2016
Shareholders Equity	654.11	485.82
Net Fixed Assets	50.27	65.59
Investments (including Bank FDs, Debt MF and Government Securities & Bonds)	603.05	414.93
Net Current Assets	0.79	5.30

Brandwise Sales Break-Up for Qtr 3 FY 2017

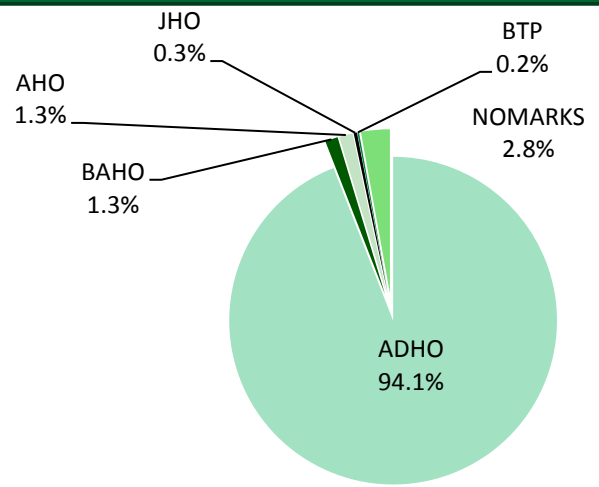

Key Highlights

- Strong demonstrated growth track record
- Among the highest EBITDA margins in the industry

EBITDA & PAT Performance

Rs. in Crore

Particulars	Q3 FY17	Q3 FY16	YoY%	9M FY 17	9M FY 16	YoY%
EBITDA	62.33	68.83	-9.44%	202.68	201.96	0.36%
Profit Before Tax & Exceptional Item	73.48	74.44	-1.29%	232.39	217.96	6.62%
Exceptional Item (Trademark & Intellectual Properties)	-	11.75		18.39	35.24	
Profit Before Tax (PBT)	73.48	62.69	17.20%	214.00	182.72	17.12%
Profit After Tax (PAT)	57.80	49.31	17.20%	168.29	143.73	17.09%

Profit & Loss Q3 and 9 M FY2017

Rs. in Crore

Particulars	Q3 FY17	Q3 FY16	YoY%	9 M FY 17	9 M FY 16	YoY%
Net Sales	**186.40**	**195.70**	**-4.75%**	**586.28**	**585.41**	**0.15%**
Other Operating Income	0.51	0.39		1.72	1.67	
Material Cost	64.38	72.61		200.94	222.85	
% of Sales	34.54%	37.10%		34.27%	38.07%	
Employees Cost	15.71	11.46		44.17	33.78	
% of Sales	8.43%	5.86%		7.53%	5.77%	
Advertisement & Sales Prom.	24.85	23.03		78.25	66.77	
% of Sales	13.33%	11.77%		13.35%	11.41%	
Other Expenses	19.64	20.16		61.96	61.72	
% of Sales	10.54%	10.31%		10.57%	10.54%	
EBITDA	**62.33**	**68.83**	**-9.44%**	**202.68**	**201.96**	**0.36%**
% of Sales	33.44%	35.17%		34.57%	34.50%	
Other Income	13.75	7.77		37.03	22.20	
Finance Cost	0.24	0.01		0.67	0.03	
Depreciation	1.26	1.12		3.35	3.08	
Corporate Social Responsibility	1.10	1.03		3.30	3.09	
Profit Before Tax & Exceptional Item	**73.48**	**74.44**	**-1.29%**	**232.39**	**217.96**	**6.62%**
Exceptional Item (Trademark & Intellectual Properties)	-	11.75		18.39	35.24	
Profit Before Tax(PBT)	**73.48**	**62.69**	**17.20%**	**214.00**	**182.72**	**17.12%**
Tax Expenses	15.68	13.38		45.71	38.99	
Profit After Tax(PAT)	**57.80**	**49.31**	**17.20%**	**168.29**	**143.73**	**17.09%**
% of Sales	31.01%	25.20%		28.70%	24.55%	
Basic & Diluted EPS (Rs.)	3.92	3.34		11.41	9.74	

Sales Performance

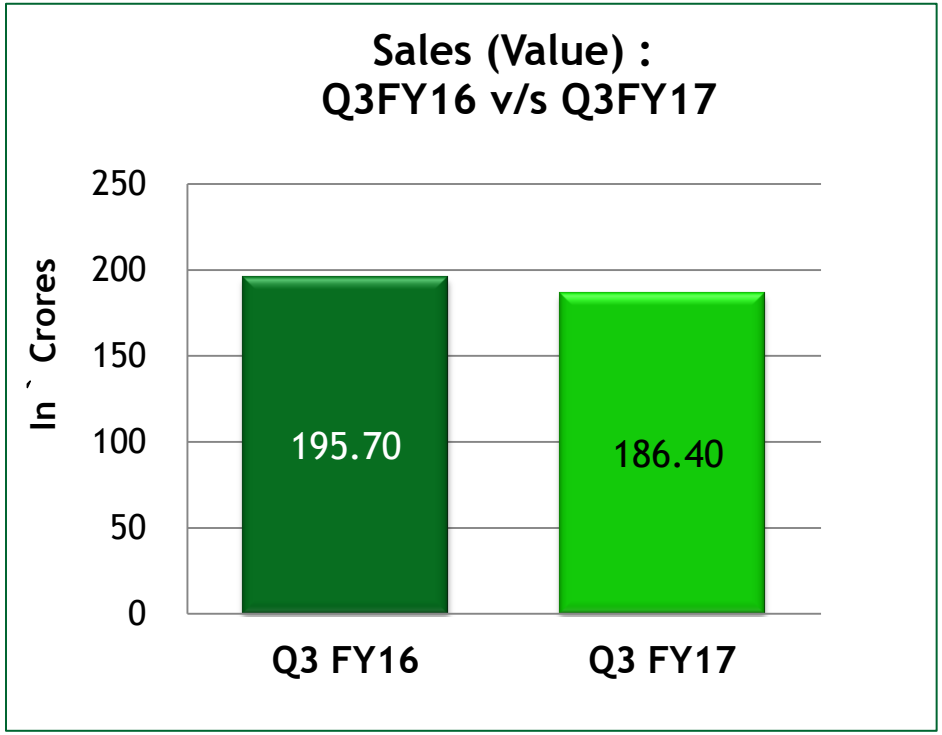

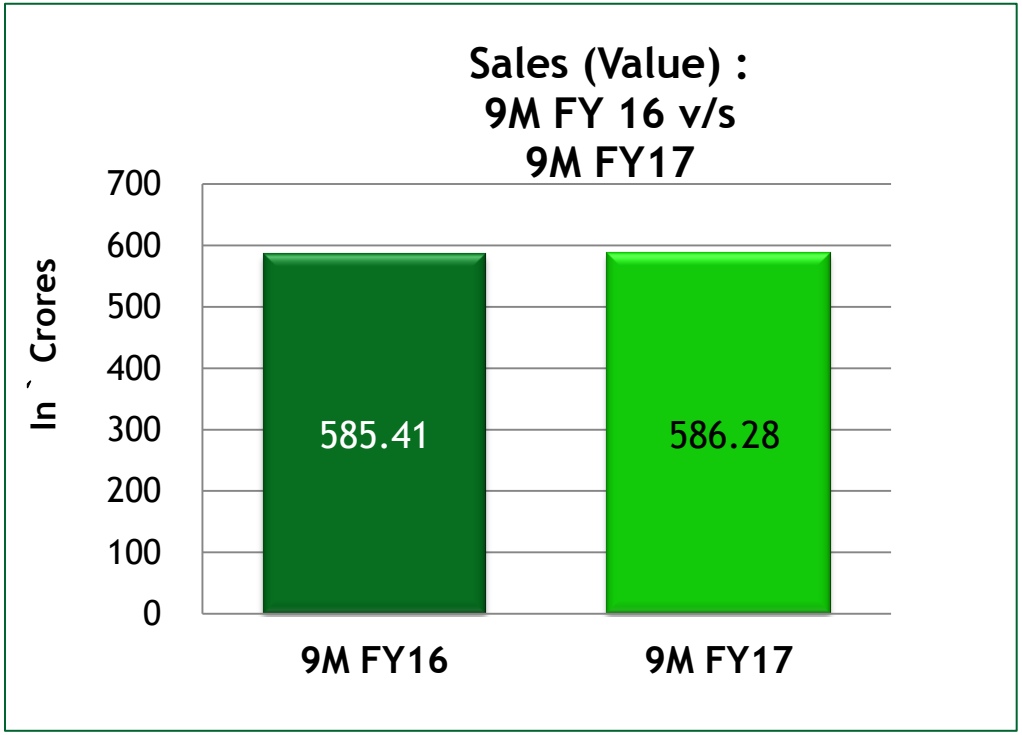

- ✓ Sales for the quarter ended December'16 has decreased by 4.75%.
- ✓ Sales for the nine months ended December'16 has increased by 0.15%.

Statement of Quarter wise Sales (Volume & Value)

STATEMENT OF QUARTERWISE SALES (VOLUME - In Cases)

	ADHO		KPCO		BAHO		AHO		Nomarks		Others		Total	
	FY 17	FY 16	FY 17	FY 16	FY 17	FY 16	FY 17	FY 16	FY 17	FY 16	FY 17	FY 16	FY 17	FY 16
Q1	1,269,703	1,241,928	7,483	7,435	11,801	14,073	45,072	49,630	29,195	40,210	8,081	7,538	1,371,335	1,360,814
Q2	1,210,568	1,191,034	2,107	1,856	15,376	16,751	40,865	45,290	27,225	41,136	7,640	8,445	1,303,781	1,304,512
Q3	1,186,481	1,238,671	764	986	11,761	13,069	27,043	43,207	26,300	41,315	4,886	6,764	1,257,235	1,344,011
Total	**3,666,752**	**3,671,633**	**10,354**	**10,277**	**38,938**	**43,892**	**112,980**	**138,127**	**82,720**	**122,661**	**20,607**	**22,747**	**3,932,351**	**4,009,337**

STATEMENT OF QUARTERWISE SALES (VALUE - In Rs. Crores)

	ADHO		KPCO		BAHO		AHO		Nomarks		Others		Total	
	FY 17	FY 16	FY 17	FY 16	FY 17	FY 16	FY 17	FY 16	FY 17	FY 16	FY 17	FY 16	FY 17	FY 16
Q1	188.72	183.11	0.64	1.29	2.36	2.68	4.18	4.27	6.37	7.57	1.46	1.22	203.73	200.14
Q2	181.18	172.57	0.17	0.23	3.10	3.23	3.79	3.83	6.54	8.28	1.37	1.43	196.15	189.57
Q3	175.28	180.18	0.08	0.12	2.34	2.45	2.49	3.63	5.29	8.12	0.92	1.20	186.40	195.70
Total	**545.18**	**535.86**	**0.89**	**1.64**	**7.80**	**8.36**	**10.46**	**11.73**	**18.20**	**23.97**	**3.75**	**3.85**	**586.28**	**585.41**

Consistent Performance over the last 15 successive quarters

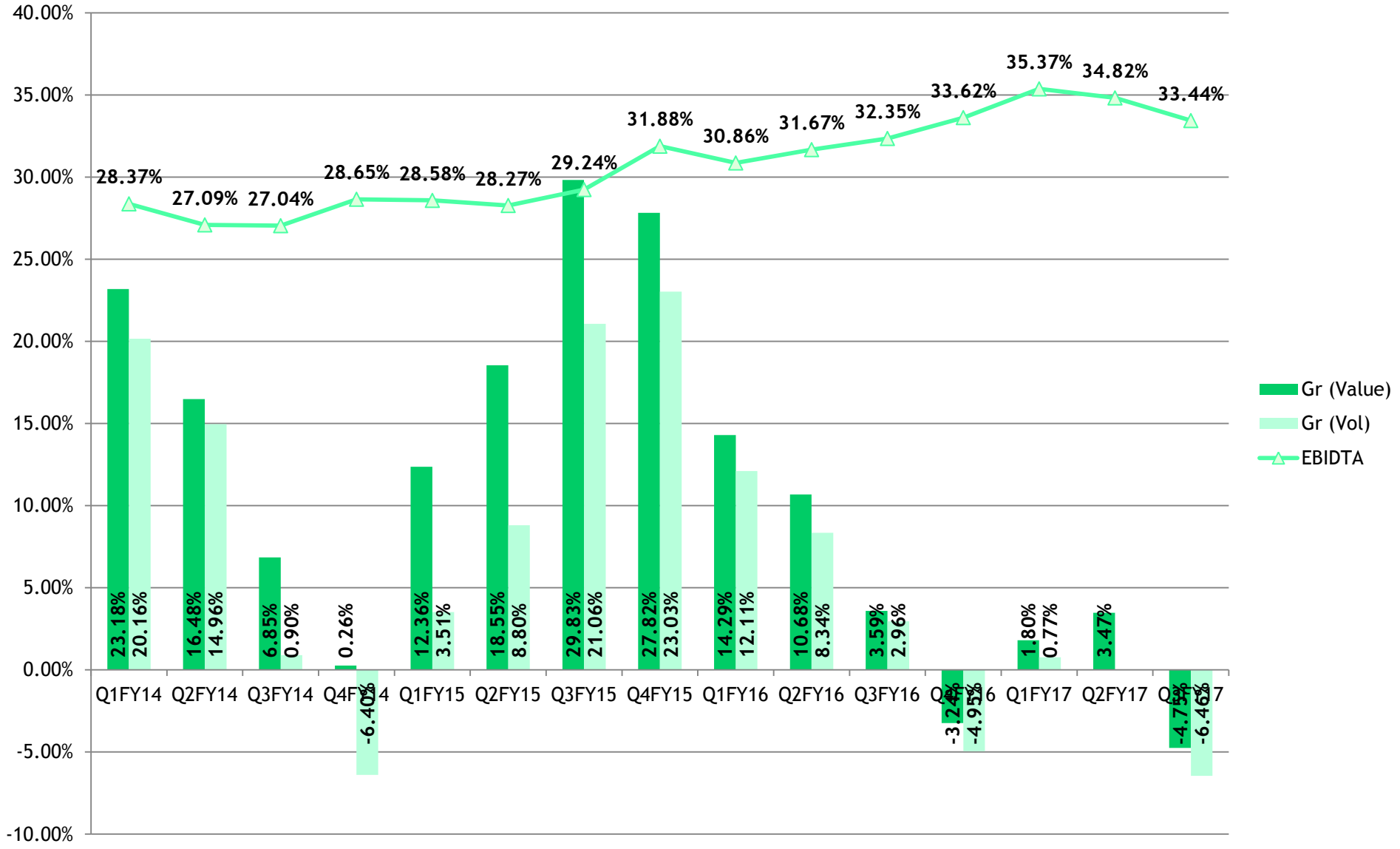

Breakup of RM/PM Costs *(for Q3 FY 17)*

Key Raw & Packing Material	% to Sales	% to Total Cost
LLP	8.34%	24.31%
Glass Bottles	9.17%	26.73%
Refined Veg. Oil	4.58%	13.35%
Perfumes & other additives	3.59%	10.47%
Corrugated Boxes	1.79%	5.22%
Caps	2.03%	5.92%
Others	4.80%	13.99%
TOTAL	34.30%	100.00%

*** Consumption is 34.30% of Sales**

For Bajaj Almond Drops

Change in Prices of Key Ingredients

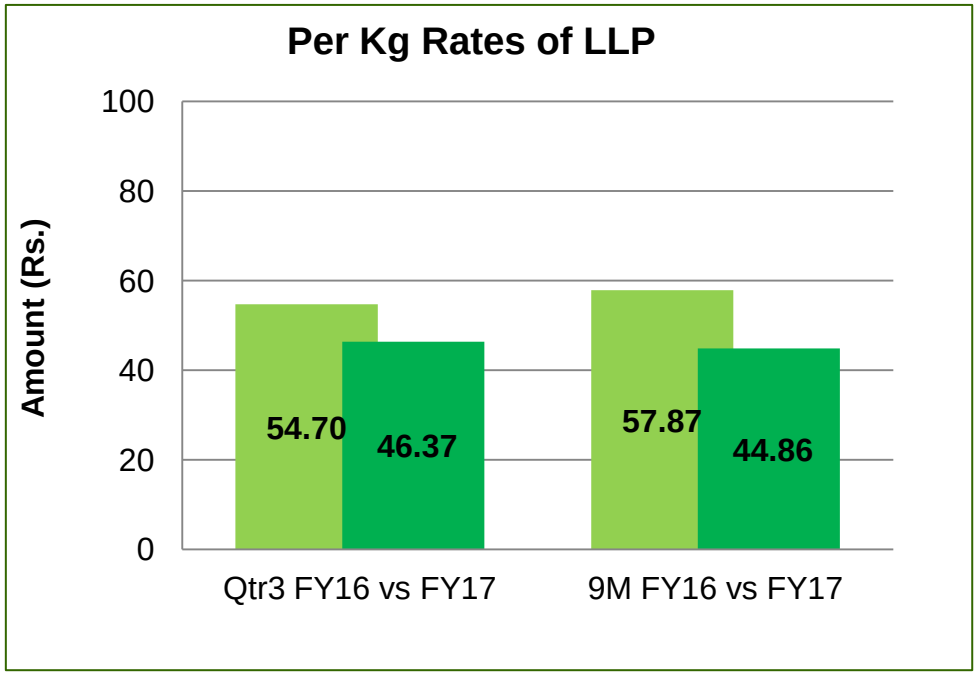

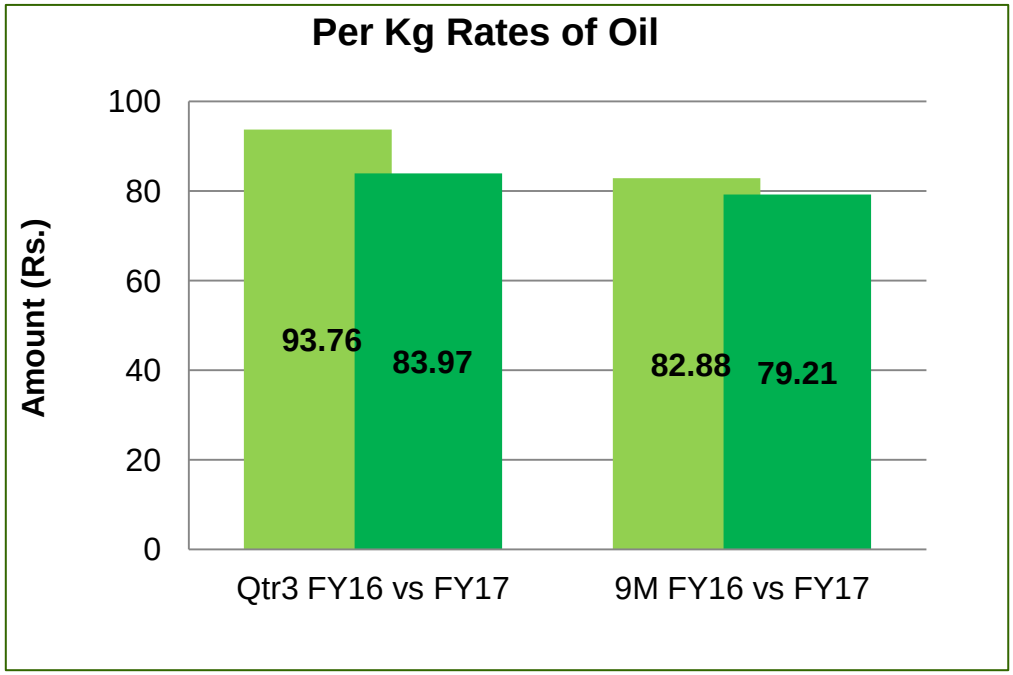

- ✓ During the quarter average price of LLP decreased to Rs 46.37/Kg from Rs 54.70/Kg in corresponding quarter of previous year.
- ✓ Prices of Refined Oil decreased to Rs 83.97/Kg from Rs 93.76/Kg in corresponding quarter of previous year.

Fund Position

- Fund Position:
  - The total Fund available with the company as on 31st Dec 2016 is Rs. 487.06 Crores
  - This has been invested in Bank Fixed Deposits, AAA rated PSU Bonds, Commercial Papers, Government Securities and Liquid MFs.
  - There is no investment in ANY Inter Corporate Deposit

Particulars	Amount (Rs. in Crores)
Bank FDs	12.98
Bonds	466.12
Liquid Plans of Mutual Funds	7.96
Total	**487.06**

Dividend Payout History

Year	No. of Shares (in Lacs)	Face Value	Dividend Payout (Rs in Lacs)	% to Capital	Dividend per share (Rs.)
2016-17	1,475	1	16962.50	1150%	11.50
2015-16	1,475	1	16962.50	1150%	11.50
2014-15	1,475	1	16962.50	1150%	11.50
2013-14	1,475	1	9,587.50	650%	6.50
2012-13	1,475	1	9,587.50	650%	6.50
2011-12	1,475	1	5,900.00	400%	4.00
2010-11	295	5	2,802.50	190%	9.50

Corporate Governance

- Bajaj Corp Ltd is a part of the Bajaj Group of companies. The other listed entity in the group is Bajaj Hindusthan Sugar Ltd

- Bajaj Corp Ltd has not and will not transfer funds from and to any other company within the Bajaj Group

- The Company acquired in September 2011 (Uptown Properties) owns a piece of land and building in Worli, Mumbai. Uptown Properties was previously owned by the C.K. Raheja Group (i.e. Mr. Chandu Raheja)

- The corporate Headquarters of Bajaj Corp Ltd will be constructed on this land. The Construction is expected to be completed by end of 2017.

- The Bajaj Group is well aware of issues regarding Corporate Governance and would like to state that there will be no financial interaction between any of the listed entities within the group.

Growth Strategy

Strategy	Action Steps
Market share gains from other hair oil segments	■ Convert coconut hair oil users to light hair oil users through sampling, targeted advertising campaigns, product innovation and creating awareness about product differentiation including communicating the advantages of switching to lighter hair oils. Aim for a value market share of 10% on Total Hair Oil category by 2017-18 .
Focus on rural penetration	■ Tap the increase in disposable income of rural India and convert rural consumer from unbranded to branded products by providing them with an appropriate value proposition ■ Among its key competitors, our Almond Drops is the only brand which is available in sachets – a marketing initiative to penetrate the rural market
Leverage existing strengths to introduce new products	■ BCL has over the years created a strong distribution network across 3.6 mn. retail outlets which can be optimally utilized by introducing new products ■ BCL intends to extend 'Almond Drops' platform developed by its Almond Drops Hair Oil brand to other personal care products to leverage on the strong connotation of Almonds with nutrition
Pursue inorganic Opportunities	■ Will seek inorganic growth opportunities in the FMCG and hair oil market as part of growth strategy ■ The inorganic growth opportunities will focus on targeting niche brands which can benefit from BCL's strong distribution network so that they can be made pan India brands

Thank You