



# PRISM JOHNSON LIMITED

Ref : 2024-25/UFR/Q-1

August 9, 2024

The National Stock Exchange of India Limited, Exchange Plaza, Bandra-Kurla Complex, Bandra (East), Mumbai – 400 051.	BSE Limited, Corporate Relationship Department, P. J. Towers, Dalal Street, Fort, Mumbai – 400 023.
Code : PRSMJOHNSN	Code : 500338

Dear Sir,

Sub. : Unaudited Financial Results for the quarter ended June 30, 2024

Pursuant to Regulations 30, 33 and 52 of the SEBI (Listing Obligations and Disclosure Requirements) Regulations, 2015 (“Listing Regulations”), this is to inform you that the Board of Directors of the Company, at its meeting held today i.e. August 9, 2024, has, *inter alia*, approved the Unaudited Standalone and Consolidated Financial Results for the quarter ended June 30, 2024, duly reviewed and recommended by the Audit Committee, along with the Limited Review Reports of the Auditors thereon.

The Unaudited Standalone and Consolidated Financial Results for the quarter ended June 30, 2024, along with Limited Review Reports of the Auditors thereon are enclosed herewith and the same are also available on the website of the Company at [www.prismjohnson.in](http://www.prismjohnson.in).

The meeting commenced at 11.00 a.m. and concluded at 12.10 p.m.

We request you to kindly bring the above information to the notice of your members.

Thanking you,

Yours faithfully,

For **PRISM JOHNSON LIMITED**

SHAILESH DHOLAKIA

Company Secretary &  
Compliance Officer

Encl. : As above



**Independent Auditor's Review Report on the Quarterly Unaudited Standalone Financial Results of the Company Pursuant to the Regulation 33 and 52 of the SEBI (Listing Obligations and Disclosure Requirements) Regulations, 2015, as amended****Review Report to  
The Board of Directors  
Prism Johnson Limited**

1. We have reviewed the accompanying statement of unaudited standalone financial results of Prism Johnson Limited (the "Company") for the quarter ended June 30, 2024 (the "Statement") attached herewith, being submitted by the Company pursuant to the requirements of Regulation 33 and 52 of the SEBI (Listing Obligations and Disclosure Requirements) Regulations, 2015, as amended (the "Listing Regulations").
2. The Company's Management is responsible for the preparation of the Statement in accordance with the recognition and measurement principles laid down in Indian Accounting Standard 34, (Ind AS 34) "Interim Financial Reporting" prescribed under Section 133 of the Companies Act, 2013 as amended, read with relevant rules issued thereunder and other accounting principles generally accepted in India and in compliance with Regulation 33 and 52 of the Listing Regulations. The Statement has been approved by the Company's Board of Directors. Our responsibility is to express a conclusion on the Statement based on our review.
3. We conducted our review of the Statement in accordance with the Standard on Review Engagements (SRE) 2410, "Review of Interim Financial Information Performed by the Independent Auditor of the Entity" issued by the Institute of Chartered Accountants of India. This standard requires that we plan and perform the review to obtain moderate assurance as to whether the Statement is free of material misstatement. A review of interim financial information consists of making inquiries, primarily of persons responsible for financial and accounting matters, and applying analytical and other review procedures. A review is substantially less in scope than an audit conducted in accordance with Standards on Auditing and consequently does not enable us to obtain assurance that we would become aware of all significant matters that might be identified in an audit. Accordingly, we do not express an audit opinion.
4. Based on our review conducted as above, nothing has come to our attention that causes us to believe that the accompanying Statement, prepared in accordance with the recognition and measurement principles laid down in the aforesaid Indian Accounting Standards ('Ind AS') specified under Section 133 of the Companies Act, 2013 as amended, read with relevant rules issued thereunder and other accounting principles generally accepted in India, has not disclosed the information required to be disclosed in terms of the Listing Regulations, including the manner in which it is to be disclosed, or that it contains any material misstatement.



# **S R B C & CO LLP**

Chartered Accountants

**Prism Johnson Limited**  
**Unaudited Standalone Financial Results - June 30, 2024**  
**Page 2 of 2**

5. The comparative Ind AS financial information of the Company for the corresponding quarter ended June 30, 2023, included in the Statement, were reviewed by the predecessor auditor who expressed an unmodified conclusion on those standalone financial information on August 2, 2023.

**For S R B C & CO LLP**  
Chartered Accountants  
ICAI Firm registration number: 324982E/E300003



per Piroz Pradhan  
Partner

Membership No.: 109360  
UDIN: 24109360BKFMMDT6836



Place: Mumbai  
Date: August 9, 2024

**PRISM JOHNSON LIMITED**

CIN : L26942TG1992PLC014033

Registered Office : 305, Laxmi Niwas Apartments, Ameerpet, Hyderabad - 500 016

Phone : +91-40-23400218 ; Fax : +91-40-23402249 ; e-mail : investor@prismjohnson.in ; website : www.prismjohnson.in

Corporate Office : 'Rahejas', Main Avenue, V. P. Road, Santacruz (West), Mumbai - 400 054

**STATEMENT OF STANDALONE UNAUDITED FINANCIAL RESULTS FOR THE QUARTER ENDED JUNE 30, 2024**

₹ Crores

Sr. No.	Particulars	Quarter ended			Year ended
		June 30, 2024 Unaudited	March 31, 2024 Audited	June 30, 2023 Unaudited	March 31, 2024 Audited
<b>1</b>	<b>Revenue from Operations :</b>				
(a)	Net Sales	1,630.05	1,947.09	1,786.75	7,029.75
(b)	Other Operating Income	2.23	20.66	5.31	38.84
2	Other Income	14.62	14.36	13.54	39.26
<b>3</b>	<b>Total Income</b>	<b>1,646.90</b>	<b>1,982.11</b>	<b>1,805.60</b>	<b>7,107.85</b>
<b>4</b>	<b>Expenses :</b>				
(a)	Cost of materials consumed	372.50	411.82	391.75	1,548.15
(b)	Purchases of stock-in-trade	290.34	365.23	341.00	1,389.36
(c)	Changes in inventories	(87.78)	105.66	(29.71)	(17.30)
(d)	Power and fuel	290.88	267.27	352.26	1,186.26
(e)	Freight outward	227.09	249.37	251.72	938.19
(f)	Other manufacturing expenses	129.30	145.49	86.23	454.87
(g)	Employee benefits expense	129.49	126.58	134.74	512.62
(h)	Finance costs	49.23	45.87	42.88	170.55
(i)	Depreciation, amortisation and impairment expense	101.72	113.23	82.66	370.77
(j)	Other expenses	144.74	173.09	138.36	601.46
<b>5</b>	<b>Total Expenses</b>	<b>1,647.51</b>	<b>2,003.61</b>	<b>1,791.89</b>	<b>7,154.93</b>
6	Profit / (Loss) before Exceptional items and Tax	(0.61)	(21.50)	13.71	(47.08)
7	Exceptional Items (Refer note no. 2)	-	5.51	-	(242.55)
<b>8</b>	<b>Profit / (Loss) before Tax</b>	<b>(0.61)</b>	<b>(27.01)</b>	<b>13.71</b>	<b>195.47</b>
9	Tax expenses :				
	Current Tax	(0.18)	(32.49)	-	25.71
	Deferred Tax	0.04	27.72	3.45	6.67
	Adjustment of tax relating to earlier periods	-	(22.09)	-	(27.16)
<b>10</b>	<b>Net Profit / (Loss) for the period after Tax</b>	<b>(0.47)</b>	<b>(0.15)</b>	<b>10.26</b>	<b>190.25</b>
11	Other Comprehensive Income				
	Items that will not be re-classified to Profit or Loss	(1.48)	(6.38)	0.22	(6.22)
	Income tax relating to items that will not be re-classified to Profit or Loss	0.37	1.61	(0.06)	1.57
<b>12</b>	<b>Total Comprehensive Income for the period (comprising Profit / (Loss) and Other Comprehensive Income for the period)</b>	<b>(1.58)</b>	<b>(4.92)</b>	<b>10.42</b>	<b>185.60</b>
13	Paid-up Equity Share Capital (Face value ₹ 10/- per share)	503.36	503.36	503.36	503.36
14	Other Equity				887.64
15	Earning Per Share - (Basic, diluted and not annualised) (₹)	(0.01)	(0.00)	0.20	3.78

SIGNED FOR IDENTIFICATION  
BY  
  
S R B C & CO LLP  
MUMBAI



**Notes :**

- The above financial results have been reviewed by the Audit Committee and approved by the Board of Directors at their respective meetings held on August 9, 2024. The Statutory Auditors have carried out the limited review of the results.
- Exceptional items included in the financial results are as below :

₹ Crores:

Sr. No.	Particulars	Quarter ended			Year Ended
		June 30, 2024	March 31, 2024	June 30, 2023	March 31, 2023
		Unaudited	Audited	Unaudited	Audited
1	Provision for insurance claim receivable	-	-	-	58.94
2	Provision for entry tax matter	-	-	-	55.77
3	Provision for electricity cess matter	-	-	-	27.71
4	Provision for VAT matter	-	5.51	-	5.51
5	Gain from transfer of Andhra Pradesh project	-	-	-	(390.48)
	<b>Total</b>	-	<b>5.51</b>	-	<b>(242.55)</b>

During the year ended March 31, 2024, the Company had conducted a comprehensive review of the matters under litigation. Considering the protracted nature of the litigations mentioned in serial no (1) to (4), the Company had reassessed the status and had recorded provision of ₹ 147.93 Crores.

Also, during the year ended March 31, 2024, vide agreements dated July 13, 2023, the Company had transferred the mining lease and sold certain freehold land parcels, etc. with regard to Andhra Pradesh project, to The Ramco Cements Limited, and had recognised a gain of ₹ 390.48 Crores.

- Additional disclosures as per clause 52(4) of Securities and Exchange Board of India (Listing Obligations and Disclosure Requirements) Regulations 2015 :

Sr. No.	Particulars	Quarter ended			Year Ended
		June 30, 2024	March 31, 2024	June 30, 2023	March 31, 2024
		Unaudited	Audited	Unaudited	Audited
i	Outstanding Debt ( ₹ Crores)	1,116.37	1,142.84	1,237.88	1,142.84
ii	Net Worth ( ₹ Crores)	1,389.42	1,391.00	1,215.82	1,391.00
iii	Capital Redemption Reserve ( ₹ Crores)	10.75	10.75	10.75	10.75
iv	Debt Service Coverage Ratio (times) (Net profit after exceptional item & tax + Depreciation and amortisations + Interest + loss on sale of fixed assets / (Interest + Lease payments + Principal repayment of long term loans))	1.95	2.30	1.16	1.98
v	Interest Service Coverage Ratio (times) (Profit (including exceptional items) before Depreciation, Interest and Tax / Interest)	3.85	3.67	3.64	4.89
vi	Debt - Equity Ratio (times) (Total Debt / Equity)	0.80	0.82	1.02	0.82
vii	Current Ratio (times) (Current Assets / Current Liabilities excluding current borrowings and current lease liabilities)	0.94	0.96	0.92	0.96
viii	Long term debt to Working Capital (times) {(Non-current Borrowings + Current maturities of long term debt) / Net working capital excluding current borrowings and current lease liabilities}	-7.92	-11.58	-7.91	-11.58
ix	Bad debts to Account Receivable Ratio (%) (Bad debts / Average Trade receivables)	0.45%	1.06%	0.05%	1.29%
x	Current Liability Ratio (%) (Current Liabilities excluding current borrowings and current lease liabilities / Total liabilities)	52.05%	50.93%	51.39%	50.93%
xi	Total Debts to Total Assets Ratio (%) {(Short Term Debt + Long Term Debt) / Total assets}	19.57%	20.21%	24.38%	20.21%
xii	Debtors Turnover (times) (Sales of products and services / Average Trade receivables) - annualised	10.09	11.50	11.01	10.85
xiii	Inventory Turnover (times) (Sales of products and services / Average inventory) - annualised	13.96	17.16	18.05	17.69
xiv	Operating Margin (%) (Profit before depreciation, interest, exceptional item and Tax less other income / Sales of products and services)	8.33%	6.33%	7.04%	6.47%
xv	Net Profit Margin (%) (Profit after exceptional item & Tax / Sales of Products and services)	-0.03%	-0.01%	0.57%	2.71%

- The figures for the quarter ended March 31, 2024 are the balancing figures between audited figures in respect of the full financial year ended March 31, 2024 and the published year to date figures upto December 31, 2023.
- Figures of the previous periods have been regrouped wherever necessary.

Place : Mumbai  
Date : August 9, 2024



For and on behalf of the Board of Directors

VIJAY AGGARWAL  
MANAGING DIRECTOR

**PRISM JOHNSON LIMITED**

CIN : L26942TG1992PLC014033

Registered Office : 305, Laxmi Niwas Apartments, Ameerpet, Hyderabad - 500 016

Phone : +91-40-23400218 ; Fax : +91-40-23402249 ; e-mail : investor@prismjohnson.in ; website : www.prismjohnson.in

Corporate Office : 'Rahejas', Main Avenue, V. P. Road, Santacruz (West), Mumbai - 400 054

**STANDALONE SEGMENT INFORMATION FOR THE QUARTER ENDED JUNE 30, 2024**

₹ Crores

Sr. No.	Particulars	Quarter ended			Year ended
		June 30, 2024 Unaudited	March 31, 2024 Audited	June 30, 2023 Unaudited	March 31, 2024 Audited
1	<b>Segment Revenue</b>				
	a) Cement	773.44	906.87	910.50	3,318.20
	b) HRJ	509.85	676.69	519.81	2,305.59
	c) RMC	353.32	394.03	366.04	1,471.49
	Total	1,636.61	1,977.59	1,796.35	7,095.28
	Less : Inter Segment Revenue	4.33	9.84	4.29	26.69
	<b>Total Revenue from operations</b>	<b>1,632.28</b>	<b>1,967.75</b>	<b>1,792.06</b>	<b>7,068.59</b>
2	<b>Segment Results</b>				
	a) Cement (Refer note no. 2 below)	49.74	(18.33)	63.06	335.82
	b) HRJ	(12.09)	13.04	(15.42)	5.55
	c) RMC	3.13	10.01	(4.39)	(13.89)
	Total	40.78	4.72	43.25	327.48
	Less : (i) Finance costs	49.23	45.87	42.88	170.55
	(ii) Other Un-allocable expenditure net of un-allocable income	(7.84)	(14.14)	(13.34)	(38.54)
	<b>Total Profit / (Loss) before Tax</b>	<b>(0.61)</b>	<b>(27.01)</b>	<b>13.71</b>	<b>195.47</b>
		As at June 30, 2024 Unaudited	As at March 31, 2024 Audited	As at June 30, 2023 Unaudited	As at March 31, 2024 Audited
3	<b>Segment Assets</b>				
	a) Cement	2,863.66	2,785.75	2,935.61	2,785.75
	b) HRJ	1,305.56	1,319.71	1,193.22	1,319.71
	c) RMC	776.21	781.82	536.81	781.82
	d) Unallocated	759.08	769.03	412.75	769.03
	<b>Total</b>	<b>5,704.51</b>	<b>5,656.31</b>	<b>5,078.39</b>	<b>5,656.31</b>
4	<b>Segment Liabilities</b>				
	a) Cement	1,801.44	1,734.27	1,601.91	1,734.27
	b) HRJ	671.18	695.11	621.86	695.11
	c) RMC	652.51	619.17	346.87	619.17
	d) Unallocated	1,189.96	1,216.76	1,291.93	1,216.76
	<b>Total</b>	<b>4,315.09</b>	<b>4,265.31</b>	<b>3,862.57</b>	<b>4,265.31</b>
5	<b>Capital Employed</b>				
	a) Cement	1,062.22	1,051.48	1,333.70	1,051.48
	b) HRJ	634.38	624.60	571.36	624.60
	c) RMC	123.70	162.65	189.94	162.65
	d) Unallocated	(430.88)	(447.73)	(879.18)	(447.73)
	<b>Total</b>	<b>1,389.42</b>	<b>1,391.00</b>	<b>1,215.82</b>	<b>1,391.00</b>

**Notes :**

- The operating segments identified are a) Cement b) HRJ and c) RMC - Ready mixed Concrete. Segment revenue, segment expenses, segment assets and segment liabilities have been identified to segments on the basis of their relationship to the operating activities of the segment. Revenue, expenses, assets and liabilities, which relate to the Company as a whole and are not allocable to segments on reasonable basis have been included under "Unallocated revenue / expenses / assets / liabilities". The Operating Segments have been reported in a manner consistent with the internal reporting provided to the Executive Management Committee, which is the Chief Operating Decision Maker.
- Cement segment results for the quarter and year ended March 31, 2024 includes the impact of exceptional items as given in note no. 2 of unaudited financial results.
- The figures for the quarter ended March 31, 2024 are the balancing figures between audited figures in respect of the full financial year ended March 31, 2024 and the published year to date figures upto December 31, 2023.
- Figures of the previous periods have been regrouped wherever necessary.



For and on behalf of the Board of Directors

*(Signature)*

**VIJAY AGGARWAL**  
MANAGING DIRECTOR

Place : Mumbai  
Date : August 9, 2024

**Independent Auditor's Review Report on the Quarterly Unaudited Consolidated Financial Results of the Company Pursuant to the Regulation 33 and 52 of the SEBI (Listing Obligations and Disclosure Requirements) Regulations, 2015, as amended****Review Report to  
The Board of Directors  
Prism Johnson Limited**

1. We have reviewed the accompanying Statement of Unaudited Consolidated Financial Results of Prism Johnson Limited (the "Holding Company") and its subsidiaries (the Holding Company and its subsidiaries together referred to as "the Group"), its associates and joint ventures for the quarter ended June 30, 2024 (the "Statement") attached herewith, being submitted by the Holding Company pursuant to the requirements of Regulation 33 and 52 of the SEBI (Listing Obligations and Disclosure Requirements) Regulations, 2015, as amended (the "Listing Regulations").
2. The Holding Company's Management is responsible for the preparation of the Statement in accordance with the recognition and measurement principles laid down in Indian Accounting Standard 34, (Ind AS 34) "Interim Financial Reporting" prescribed under Section 133 of the Companies Act, 2013 as amended, read with relevant rules issued thereunder and other accounting principles generally accepted in India and in compliance with Regulation 33 and 52 of the Listing Regulations. The Statement has been approved by the Holding Company's Board of Directors. Our responsibility is to express a conclusion on the Statement based on our review.
3. We conducted our review of the Statement in accordance with the Standard on Review Engagements (SRE) 2410, "Review of Interim Financial Information Performed by the Independent Auditor of the Entity" issued by the Institute of Chartered Accountants of India. This standard requires that we plan and perform the review to obtain moderate assurance as to whether the Statement is free of material misstatement. A review of interim financial information consists of making inquiries, primarily of persons responsible for financial and accounting matters, and applying analytical and other review procedures. A review is substantially less in scope than an audit conducted in accordance with Standards on Auditing and consequently does not enable us to obtain assurance that we would become aware of all significant matters that might be identified in an audit. Accordingly, we do not express an audit opinion.

We also performed procedures in accordance with the Master Circular issued by the Securities and Exchange Board of India under Regulation 33(8) of the Listing Regulations, to the extent applicable.

4. The Statement includes the results of the following entities:

**(a) Holding Company:**

Prism Johnson Limited

**(b) Subsidiaries:**

1. Raheja QBE General Insurance Company Limited
2. H & R Johnson (India) TBK Limited
3. Antique Marbonite Private Limited
4. Small Johnson Floor Tiles Private Limited
5. Sentini Cermica Private Limited
6. Spectrum Johnson Tiles Private Limited
7. Coral Gold Tiles Private Limited
8. TBK Venkataramiah Tile Bath Kitchen Private Limited



## **Prism Johnson Limited**

### **Unaudited Consolidated Financial Results - June 30, 2024**

#### **Page 2 of 3**

9. TBK Prathap Tile Bath Kitchen Private Limited
10. TBK Samiyaz Tile Bath Kitchen Private Limited
11. TBK Rangoli Tile Bath Kitchen Private Limited
12. Sanskar Ceramics Private Limited
13. RMC Readymix Porselano (India) Limited
14. Prism Concrete Solutions Limited
15. Prism Johnson Building Solutions Limited
16. P.JL Cement Limited

#### **(c) Associates:**

1. CSE Solar Parks Satna Private Limited
2. Renew Green (MPR Two) Private Limited
3. Sunspring Solar Private Limited

#### **(d) Joint ventures:**

1. Ardex Endura (India) Private Limited
2. TBK Deepgiri Tile Bath Kitchen Private Limited
3. TBK Florance Ceramics Private Limited

5. Based on our review conducted and procedures performed as stated in paragraph 3 above and based on the consideration of the review of other auditors referred to in paragraph 6 below, nothing has come to our attention that causes us to believe that the accompanying Statement, prepared in accordance with recognition and measurement principles laid down in the aforesaid Indian Accounting Standards ('Ind AS') specified under Section 133 of the Companies Act, 2013, as amended, read with relevant rules issued thereunder and other accounting principles generally accepted in India, has not disclosed the information required to be disclosed in terms of the Listing Regulations, including the manner in which it is to be disclosed, or that it contains any material misstatement.
6. The accompanying Statement includes the unaudited interim financial results in respect of:
  - 16 subsidiaries, whose unaudited interim financial results include total revenues of Rs 321.33 crores, total net loss after tax of Rs. 22.02 crores and total comprehensive loss of Rs. 21.24 for the quarter ended June 30, 2024, as considered in the Statement which have been reviewed by their respective independent auditors.
  - 3 joint ventures, whose unaudited interim financial results include Group's share of net profit of Rs. 4.02 crores and Group's share of total comprehensive income of Rs. 4.02 crores for the quarter ended June 30, 2024, as considered in the Statement whose interim financial results and other financial information have been reviewed by their respective independent auditors.

The independent auditor's reports on interim financial results of these entities have been furnished to us by the Management and our conclusion on the Statement, in so far as it relates to the amounts and disclosures in respect of these subsidiaries and joint ventures is based solely on the report of such auditors and procedures performed by us as stated in paragraph 3 above.



**Prism Johnson Limited**  
**Unaudited Consolidated Financial Results - June 30, 2024**  
**Page 3 of 3**

7. The accompanying Statement includes unaudited interim financial results in respect of:
- 3 associates, whose interim financial results includes the Group's share of net loss of Rs. 0.10 crores and Group's share of total comprehensive loss of Rs. 0.10 crores for the quarter ended June 30, 2024.

The unaudited interim financial results and other unaudited financial information of these associates have not been reviewed by their auditors and have been approved and furnished to us by the Management and our conclusion on the Statement, in so far as it relates to the affairs of these associates, is based solely on such unaudited interim financial results and other unaudited financial information. According to the information and explanations given to us by the Management, these interim financial results are not material to the Group.

Our conclusion on the Statement in respect of matters stated in para 6 and 7 is not modified with respect to our reliance on the work done and the reports of the other auditors and the financial results certified by the Management.


8. The statutory auditors of Raheja QBE General Insurance Limited ("Raheja QBE"), a subsidiary company, without modifying their conclusion on the unaudited financial results of Raheja QBE has stated in the Other Matter section that:

The actuarial valuation of the Outstanding Claims Incurred but Not Reported (IBNR), Claims Incurred but Not Enough Reported (IBNER) and Premium Deficiency Reserve (the "PDR") that are estimated using statistical methods and IBNR reserve as at June 30, 2024 have been duly certified by the Appointed Actuary and in his opinion, the norms and assumptions for such valuation are in accordance with the guidelines issued by the Insurance Regulatory and Development Authority of India ("IRDAI"/ "Authority") and the Institute of Actuaries of India in concurrence with the Authority. The statutory auditors of Raheja QBE have relied upon the Appointed Actuary's certificate in this regard for forming an opinion on the valuation of liabilities for outstanding claims reserves.

Our conclusion is not modified in respect to the above matter based on the conclusion drawn by the statutory auditors of Raheja QBE.

9. The comparative Ind AS financial information of the Group, its associates and joint ventures for the corresponding quarter ended June 30, 2023, included in the Statement, were reviewed by the predecessor auditor who expressed an unmodified conclusion on those consolidated financial information on August 2, 2023.

**For S R B C & CO LLP**  
Chartered Accountants  
ICAI Firm registration number: 324982E/E300003

  
per **Firoz Pradhan**  
Partner  
Membership No.: 109360  
UDIN: 24109360BKFMDU7750



Place: Mumbai  
Date: August 9, 2024

**PRISM JOHNSON LIMITED**

CIN : L26942TG1992PLC014033

Registered Office : 305, Laxmi Niwas Apartments, Ameerpet, Hyderabad - 500 016

Phone : +91-40-23400218 ; Fax : +91-40-23402249 ; e-mail : investor@prismjohnson.in ; website : www.prismjohnson.in

Corporate Office : 'Rahejas', Main Avenue, V. P. Road, Santacruz (West), Mumbai - 400 054

**STATEMENT OF CONSOLIDATED UNAUDITED FINANCIAL RESULTS FOR THE QUARTER ENDED JUNE 30, 2024**

₹ Crores

Sr. No.	Particulars	Quarter ended			Year ended
		June 30, 2024 Unaudited	March 31, 2024 Audited	June 30, 2023 Unaudited	March 31, 2024 Audited
<b>1</b>	<b>Revenue from Operations :</b>				
(a)	Net Sales	1,746.92	2,045.74	1,903.70	7,394.18
(b)	Other Operating Income	16.23	33.48	38.45	193.33
2	Other Income	13.99	9.70	14.45	34.56
<b>3</b>	<b>Total Income</b>	<b>1,777.14</b>	<b>2,088.92</b>	<b>1,956.60</b>	<b>7,622.07</b>
<b>4</b>	<b>Expenses :</b>				
(a)	Cost of materials consumed	452.42	490.42	474.21	1,877.21
(b)	Purchases of stock-in-trade	124.88	166.16	158.69	629.43
(c)	Changes in inventories	(96.09)	131.94	(30.80)	(7.02)
(d)	Power and fuel	360.96	337.62	426.24	1,483.84
(e)	Freight outward	227.60	250.03	252.70	940.89
(f)	Other manufacturing expenses	136.22	153.13	94.25	486.18
(g)	Employee benefits expense	158.99	151.78	164.95	619.90
(h)	Finance costs	54.66	51.43	48.45	192.62
(i)	Depreciation, amortisation and impairment expense	111.57	126.28	93.06	413.80
(j)	Other expenses	265.93	286.81	250.28	1,068.11
<b>5</b>	<b>Total Expenses</b>	<b>1,797.14</b>	<b>2,145.60</b>	<b>1,932.03</b>	<b>7,704.96</b>
6	Profit / (Loss) before Share in Profit of Associates & Joint Ventures, Exceptional items and Tax	(20.00)	(56.68)	24.57	(82.89)
7	Share of Profit / (Loss) of Associates & Joint Ventures accounted by using the equity method	3.98	4.56	2.77	14.63
8	Exceptional Items (Refer note no. 2)	-	5.51	-	(242.55)
<b>9</b>	<b>Profit / (Loss) before Tax</b>	<b>(16.02)</b>	<b>(57.63)</b>	<b>27.34</b>	<b>174.29</b>
10	Tax expenses :				
	Current Tax	1.87	(32.20)	2.08	30.56
	Deferred Tax	0.36	27.51	2.78	7.73
	Adjustment of tax relating to earlier periods	0.01	(22.44)	1.72	(25.93)
<b>11</b>	<b>Net Profit / (Loss) for the period after Tax</b>	<b>(18.26)</b>	<b>(30.50)</b>	<b>20.76</b>	<b>161.93</b>
	Non-controlling Interest (on net profit / (loss) for the period)	(10.56)	(14.44)	2.87	(19.18)
	Net Profit / (Loss) after tax and Non-controlling Interest (net of tax)	(7.70)	(16.06)	17.89	181.11
12	Other Comprehensive Income (net of tax)				
	Items that will not be re-classified to profit or loss	(1.48)	(6.85)	0.51	(5.81)
	Income tax relating to items that will not be reclassified to profit or loss	0.37	1.83	(0.13)	1.57
	Items that will be re-classified to profit or loss	0.77	6.82	8.11	13.69
	Income tax relating to items that will be reclassified to profit or loss	-	-	-	-
	<b>Other Comprehensive Income for the period</b>	<b>(0.34)</b>	<b>1.80</b>	<b>8.49</b>	<b>9.45</b>
	Non-controlling Interest (Other Comprehensive Income)	0.38	3.18	4.08	6.89
	Other Comprehensive Income after Non-controlling Interest (net of tax)	(0.72)	(1.38)	4.41	2.56
<b>13</b>	<b>Total Comprehensive Income for the period (comprising Profit / (Loss) and Other Comprehensive Income for the period)</b>	<b>(18.60)</b>	<b>(28.70)</b>	<b>29.25</b>	<b>171.38</b>
	Total Non-controlling Interest	(10.18)	(11.26)	6.95	(12.29)
	Total Comprehensive Income for the period after Non-controlling Interest (comprising Profit / (Loss) and Other Comprehensive Income for the period)	(8.42)	(17.44)	22.30	183.67
14	Paid-up Equity Share Capital (Face value ₹ 10/- per share)	503.36	503.36	503.36	503.36
15	Other Equity				885.60
16	Earning Per Share (Basic, Diluted and not annualised) (₹)	(0.15)	(0.32)	0.36	3.60

**SIGNED FOR IDENTIFICATION**  
BY  
**S R B C & CO LLP**  
MUMBAI



**Notes :**

- The above financial results have been reviewed by the Audit Committee and approved by the Board of Directors at their respective meetings held on August 9, 2024. The Statutory Auditors have carried out the limited review of the results.
- Exceptional items included in the financial results are as below :

Sr. No.	Particulars	Quarter ended			Year ended
		June 30, 2024	March 31, 2024	June 30, 2023	March 31, 2024
		Unaudited	Audited	Unaudited	Audited
1	Provision for insurance claim receivable	-	-	-	58.94
2	Provision for entry tax matter	-	-	-	55.77
3	Provision for electricity cess matter	-	-	-	27.71
4	Provision for VAT matter	-	5.51	-	5.51
5	Gain from transfer of Andhra Pradesh project	-	-	-	(390.48)
	<b>Total</b>	-	<b>5.51</b>	-	<b>(242.55)</b>

During the year ended March 31, 2024, the Holding Company had conducted a comprehensive review of the matters under litigation. Considering the protracted nature of the litigations mentioned in serial no (1) to (4), the Holding Company had reassessed the status and had recorded provision of ₹ 147.93 Crores.


Also, during the year ended March 31, 2024, vide agreements dated July 13, 2023, the Holding Company had transferred the mining lease and sold certain freehold land parcels, etc. with regard to Andhra Pradesh project, to The Ramco Cements Limited, and had recognised a gain of ₹ 390.48 Crores.

- Additional disclosures as per clause 52(4) of Securities and Exchange Board of India (Listing Obligations and Disclosure Requirements) Regulations 2015 :

Sr. No.	Particulars	Quarter ended			Year Ended
		June 30, 2024	March 31, 2024	June 30, 2023	March 31, 2024
		Unaudited	Audited	Unaudited	Audited
i	Outstanding Debt ( ₹ Crores)	1,275.12	1,333.30	1,446.72	1,333.30
ii	Net Worth ( ₹ Crores)	1,380.54	1,388.96	1,228.99	1,388.96
iii	Capital Redemption Reserve ( ₹ Crores)	20.71	20.71	13.94	20.71
iv	Debt Service Coverage Ratio (times) (Net profit after exceptional item & tax + Depreciation and amortisations + Interest + loss on sale of fixed assets / (Interest + Lease payments + Principal repayment of long term loans))	1.63	1.78	1.25	1.82
v	Interest Service Coverage Ratio (times) (Profit (including exceptional items) before Depreciation, Interest and Tax / Interest)	3.30	2.80	3.79	4.46
vi	Debt - Equity Ratio (times) (Total Debt / Equity)	0.92	0.96	1.18	0.96
vii	Current Ratio (times) (Current Assets / Current Liabilities excluding current borrowings and current lease liabilities)	0.90	0.93	0.89	0.93
viii	Long term debt to Working Capital (times) {(Non-current Borrowings + Current maturities of long term debt) / Net working capital excluding current borrowings and current lease liabilities}	-3.95	-5.13	-4.55	-5.13
ix	Bad debts to Account Receivable Ratio (%) (Bad debts / Average Trade receivables)	0.41%	1.46%	0.04%	1.69%
x	Current Liability Ratio (%) (Current Liabilities excluding current borrowings and current lease liabilities / Total liabilities)	53.48%	52.40%	51.98%	52.40%
xi	Total Debts to Total Assets Ratio (%) {(Short Term Debt + Long Term Debt) / Total assets}	17.86%	18.81%	22.47%	18.81%
xii	Debtors Turnover (times) (Sales of products and services / Average Trade receivables) - annualised	10.02	11.35	10.98	10.64
xiii	Inventory Turnover (times) (Sales of products and services / Average inventory) - annualised	12.23	14.41	14.91	14.67
xiv	Operating Margin (%) (Profit before depreciation, interest, exceptional item and Tax less other income / Sales of products and services)	7.57%	5.44%	7.97%	6.61%
xv	Net Profit Margin (%) (Profit after exceptional item & Tax / Sales of Products and services)	-1.05%	-1.49%	1.09%	2.19%

- The figures for the quarter ended March 31, 2024 are the balancing figures between audited figures in respect of the full financial year ended March 31, 2024 and the published year to date figures upto December 31, 2023.
- Figures of the previous periods have been regrouped wherever necessary.

Place : Mumbai  
Date : August 9, 2024



For and on behalf of the Board of Directors

*[Signature]*  
VIJAY AGGARWAL  
MANAGING DIRECTOR

**PRISM JOHNSON LIMITED**

CIN : L26942TG1992PLC014033

Registered Office : 305, Laxmi Niwas Apartments, Ameerpet, Hyderabad - 500 016

Phone : +91-40-23400218 ; Fax : +91-40-23402249 ; e-mail : investor@prismjohnson.in ; website : www.prismjohnson.in

Corporate Office : 'Rahejas', Main Avenue, V. P. Road, Santacruz (West), Mumbai - 400 054

**CONSOLIDATED SEGMENT INFORMATION FOR THE QUARTER ENDED JUNE 30, 2024**



₹ Crores

Sr. No.	Particulars	Quarter ended			Year ended
		June 30, 2024 Unaudited	March 31, 2024 Audited	June 30, 2023 Unaudited	March 31, 2024 Audited
1	<b>Segment Revenue</b>				
	a) Cement	773.44	906.87	910.50	3,318.20
	b) HRJ	539.02	699.28	548.50	2,385.99
	c) RMC	353.17	393.72	366.04	1,471.18
	d) Insurance	101.85	89.26	121.40	438.90
	Total	1,767.48	2,089.13	1,946.44	7,614.27
	Less : Inter Segment Revenue	4.33	9.91	4.29	26.76
	<b>Total Revenue from operations</b>	<b>1,763.15</b>	<b>2,079.22</b>	<b>1,942.15</b>	<b>7,587.51</b>
2	<b>Segment Results</b>				
	a) Cement (Refer note no. 2 below)	49.68	(18.42)	63.11	336.17
	b) HRJ	3.70	20.29	(0.08)	51.51
	c) RMC	2.31	9.47	(4.39)	(14.43)
	d) Insurance	(24.23)	(27.03)	2.90	(40.18)
	Total	31.46	(15.69)	61.54	333.07
	Less : (i) Finance costs	54.66	51.43	48.45	192.62
	(ii) Other Un-allocable expenditure net of un-allocable income	(7.18)	(9.49)	(14.25)	(33.84)
	<b>Total Profit / (Loss) before Tax</b>	<b>(16.02)</b>	<b>(57.63)</b>	<b>27.34</b>	<b>174.29</b>
		<b>As at</b>	<b>As at</b>	<b>As at</b>	<b>As at</b>
		<b>June 30, 2024</b>	<b>March 31, 2024</b>	<b>June 30, 2023</b>	<b>March 31, 2024</b>
		<b>Unaudited</b>	<b>Audited</b>	<b>Unaudited</b>	<b>Audited</b>
3	<b>Segment Assets</b>				
	a) Cement	2,861.25	2,783.40	2,932.96	2,783.40
	b) HRJ	1,849.42	1,868.03	1,778.21	1,868.03
	c) RMC	778.29	788.42	536.81	788.42
	d) Insurance	1,198.08	1,165.18	1,041.84	1,165.18
	e) Unallocated	453.08	484.65	148.21	484.65
	Total	7,140.12	7,089.68	6,438.03	7,089.68
4	<b>Segment Liabilities</b>				
	a) Cement	1,801.44	1,734.27	1,601.91	1,734.27
	b) HRJ	825.32	826.52	777.66	826.52
	c) RMC	656.24	626.36	346.87	626.36
	d) Insurance	1,097.04	1,073.74	951.60	1,073.74
	e) Unallocated	1,379.54	1,439.83	1,531.00	1,439.83
	Total	5,759.58	5,700.72	5,209.04	5,700.72
5	<b>Capital Employed</b>				
	a) Cement	1,059.81	1,049.13	1,331.05	1,049.13
	b) HRJ	1,024.10	1,041.51	1,000.55	1,041.51
	c) RMC	122.05	162.06	189.94	162.06
	d) Insurance	101.04	91.44	90.24	91.44
	e) Unallocated	(926.46)	(955.18)	(1,382.79)	(955.18)
	Total	1,380.54	1,388.96	1,228.99	1,388.96

**Notes :**

- The operating segments identified are a) Cement b) HRJ c) RMC - Ready mixed Concrete and d) Insurance. Segment revenue, segment expenses, segment assets and segment liabilities have been identified to segments on the basis of their relationship to the operating activities of the segment. Revenue, expenses, assets and liabilities, which relate to the Company as a whole and are not allocable to segments on reasonable basis have been included under "Unallocated revenue / expenses / assets / liabilities". The Operating Segments have been reported in a manner consistent with the internal reporting provided to the Executive Management Committee, which is the Chief Operating Decision Maker.
- Cement segment results for the quarter and year ended March 31, 2024 includes the impact of exceptional items as given in note no. 2 of unaudited financial results.
- The figures for the quarter ended March 31, 2024 are the balancing figures between audited figures in respect of the full financial year ended March 31, 2024 and the published year to date figures upto December 31, 2023.
- Figures of the previous periods have been regrouped wherever necessary.

For and on behalf of the Board of Directors



VUAY AGGARWAL  
MANAGING DIRECTOR

Place : Mumbai  
Date : August 9, 2024