

IN THE NATURE OF ABRIDGED PROSPECTUS - MEMORANDUM CONTAINING SALIENT FEATURES OF THE RED HERRING PROSPECTUS


(Please scan this QR Code to view the RHP)

This is an Abridged Prospectus containing salient features of the Red Herring Prospectus of Shreeji Global FMCG Limited (the “Company”) dated October 14, 2025 filed with the Registrar of Companies, Gujarat (the “RHP” or “Red Herring Prospectus”). You are encouraged to read greater details available in the RHP, which is available at www.shreejifmcg.com. Unless otherwise specified all capitalized terms used herein and not specifically defined shall bear the same meaning as ascribed to them in the RHP.

THIS ABRIDGED PROSPECTUS CONSISTS OF FOUR PAGES OF BID CUM APPLICATION FORM ALONG WITH INSTRUCTIONS AND EIGHT PAGES OF ABRIDGED PROSPECTUS. PLEASE ENSURE THAT YOU HAVE RECEIVED ALL THE PAGES.

Please ensure that you have read the RHP, this Abridged Prospectus (“Abridged Prospectus”) and the General Information Document for investing in public issues (“GID”) undertaken through the Book Building Process before applying in the Offer (as defined below). The investors are advised to retain a copy of the RHP/ Abridged Prospectus for their future reference. You may obtain a physical copy of the Bid-cum-Application Form and the RHP from the Stock Exchanges (defined below), Syndicate Members (defined below), Registrar to the Offer, Registrar and Share Transfer Agents (“RTAs”), Collecting Depository Participants (“CDPs”), Registered Brokers, Bankers to the Offer, Investors’ Associations or Self Certified Syndicate Banks (“SCSBs”). You may also download the RHP from the website of Securities and Exchange Board of India (“SEBI”) at www.sebi.gov.in, from the website of National Stock Exchange of India Limited (“NSE EMERGE”/“Stock Exchanges”) at www.nseindia.com and the website of our Company <http://www.shreejifmcg.com> and website of Book Running Lead Manager at www.ifinservices.in.


SHREEJI GLOBAL FMCG LIMITED

CIN: U51909GJ2018PLC100732

Incorporated on February 01, 2018 at Rajkot, Gujarat

Registered Office	Contact Person	Telephone and e-Mail	Website
The Spire, Office No. 1205, 150 Feet Ring Road Near Ayodhya Circle, Rajkot-360006, Gujarat, India	Jalpa Doshi, Company Secretary and Compliance Officer	Tel. No.: +91 96242 26111 e-Mail: cs@shreejifmcg.com	www.shreejifmcg.com

NAMES OF PROMOTER(S) OF THE COMPANY

Jitendra Kakkad, Vivek Kakkad, Tulshidas Kakkad & Dhruti Kakkad

DETAILS OF OFFER TO PUBLIC

Type of Offer	Fresh Issue size/ Total Issue Size	Eligibility	Share Reservation			
			QIBs	NIIs	IIs	Market Maker
Fresh Issue	68,00,000 Equity Shares of face value of ₹ 10/- each aggregating to ₹ [●] Lakhs	The Issue is being made pursuant to Regulation 229(2) and 253(1) of SEBI (ICDR) Regulations. As the Company’s post issue paid up capital is more than ₹ 10 Crores and up to ₹ 25 Crore.	Not more than 19,38,000 Equity Shares	Not less than 13,56,000 Equity Shares	Not less than 31,66,000 Equity Shares	3,40,000 Equity Shares

THE EQUITY SHARES ARE PROPOSED TO BE LISTED ON SME PLATFORM OF NSE LIMITED
PRICE BAND, MINIMUM BID LOT & INDICATIVE TIMELINES

Price Band*	₹120 to ₹125 Per Equity Share of Face Value of ₹10/- each.
Minimum Bid Lot Size	1000 equity shares
Anchor Portion Issue Opens/Closes	November 03, 2025 (Monday)
Bid/Issue Opening Date (1)	November 04, 2025 (Tuesday)
Bid/Issue Closing Date (2)	November 07, 2025 (Friday)
Finalization of Basis of Allotment with the Designated Stock Exchange (T+1)	November 10, 2025 (Monday)
Initiation of Allotment / Refunds / Unblocking of Funds from ASBA Account or UPI ID linked bank account (T+2)	November 11, 2025 (Tuesday)
Credit of Equity Shares to Demat accounts of Allottees (T+2)	November 11, 2025 (Tuesday)
Commencement of trading of the Equity Shares on the Stock Exchange (T+3)	November 12, 2025 (Wednesday)

*For details of the Price Band and the basis for the Offer Price, please refer to the price band advertisement and the section titled “Basis for Issue Price” on page 97 of the RHP. The Price Band is decided by our Company in consultation with the BRLM and advertised in English edition of Financial Express (a widely circulated English national daily newspaper) and Hindi edition of Jansatta (a widely circulated Hindi national daily newspaper) and Financial Express Gujarati (a widely circulated Gujarati national daily newspaper) where our registered office is located) at least two working days prior to the Bid / Issue Opening Date.

- (1) Our Company, in consultation with the Book Running Lead Manager, may consider participation by Anchor Investors in accordance with the SEBI (ICDR) Regulations. The Anchor Investor Bid/ Issue Period shall be one Working Day prior to the Bid/Issue Opening Date in accordance with the SEBI (ICDR) Regulations.
- (2) Our Company, in consultation with the Book Running Lead Manager, consider closing the Bid/ Issue Period for QIBs one Working Day prior to the Bid/ Issue Closing Date in accordance with the SEBI (ICDR) Regulations.

Details of WACA of all shares transacted over the trailing eighteen months from the date of RHP			
Period	Weighted average cost of acquisition per Equity Share (in ₹)	Cap Price is 'x' times the weighted average cost of acquisition* (₹ 125)	Range of acquisition price per Equity Share: lowest price – highest price ^ (in ₹)*
Trailing Eighteen Month from the date of RHP	12.71	9.83	10.00-14.34

WACA: Weighted Average Cost of Acquisition shall be calculated on fully diluted basis for the trailing eighteen months from the date of Red Herring Prospectus.

RISKS IN RELATION TO THE FIRST OFFER

This being the first public issue of our company, there has been no formal market for the securities of our Company. The face value of the shares is ₹10 per equity shares. The Floor Price, Cap Price and Issue Price to be determined by our Company in consultation with the Book running lead manager as stated in the chapter titled on “Basis for Issue Price” beginning on page no. 83 of this Red Herring Prospectus should not be taken to be indicative of the market price of the equity shares after the equity shares are listed. No assurance can be given regarding an active and/or sustained trading in the equity shares of our Company nor regarding the price at which the equity shares will be traded after listing. The face value of the Equity Shares is ₹10 The Floor Price, Cap Price and Issue Price determined by our Company, in consultation with the Book Running Lead Manager, on the basis of the assessment of market demand for the Equity Shares by way of the Book Building Process, as stated under “Basis for Issue Price” on page 97 should not be considered to be indicative of the market price of the Equity Shares after the Equity Shares are listed. No assurance can be given regarding an active and/or sustained trading in the equity shares of our Company nor regarding the price at which the equity shares will be traded after listing.

GENERAL RISKS

Investments in equity and equity-related securities involve a degree of risk and investors should not invest any funds in this Issue unless they can afford to take the risk of losing their investment. Investors are advised to read the risk factors carefully before taking an investment decision in this issue. For taking an investment decision, investors must rely on their own examination of our Company and the Issue including the risks involved. The Equity Shares offered in the Issue have neither been recommended nor approved by Securities and Exchange Board of India nor does Securities and Exchange Board of India guarantee the accuracy or adequacy of this Red Herring Prospectus. Specific attention of the investors is invited to the section titled “Risk Factors” beginning on page no. 24 of this Red Herring Prospectus.

PROCEDURE

You may obtain a physical copy of the Bid cum Application Form and the RHP from the Stock Exchanges, Syndicate Members, Registrar to the Issue, Registrar and share transfer agents (“RTAs”), collecting depository participants (“CDPs”), registered stock brokers, underwriters, Bankers to the Issue, investors’ associations or self-certified syndicate banks (“SCSBs”). If you wish to know about processes and procedures applicable to this Issue, you may request for a copy of the RHP and/or the General Information Document (GID) from the BRLMs or download it from the website of Stock Exchange i.e., NSE at www.nseindia.com, respectively, and the website of the BRLM at www.ifinservices.in.

Sr. No.	Issue Name	Issue Size (Cr)	Issue Price (₹)	Listing date	Opening price on listing date	+/- % change in closing price, [+/- % change in closing benchmark]- 30 th calendar days from listing	+/- % change in closing price, [+/- % change in closing benchmark]- 90 th calendar days from listing	+/- % change in closing price, [+/- % change in closing benchmark]- 180 th calendar days from listing
MAIN BOARD IPO								
1.	SRM Contractors Limited*	130.20	210	April 03, 2024	215.25	-5.17% (+0.59%)	-15.00% (+7.61%)	+25.86% (+15.05%)
2.	Anlon Healthcare Limited*	121.03	91	September 03, 2025	92.00	NA	NA	NA
SME IPO								
3.	Kataria Industries Limited (NSE Emerge)	57.57	96	July 24, 2024	182.40	+94.48% (+1.66%)	+126.98% (+1.54%)	+44.11% (-4.35%)
4.	Kizi Apparels Limited (BSE SME)	5.58	21	August 06, 2024	23.15	+95.71% (+4.78%)	+41.95% (+0.24%)	+11.43% (-68.69%)
5.	SPP Polymer Limited (NSE Emerge)	24.49	59	September 17, 2024	63.00	-27.37% (-1.76%)	-36.86% (-2.95%)	-64.32% (-11.45%)
6.	Malpani Pipes and Fittings Limited (BSE SME)	25.92	90	February 04, 2025	85.90	-31.93% (-6.18%)	-25.00% (+2.82%)	-18.06% (+3.10%)
7.	HP Telecom India Limited (NSE Emerge)	34.23	108	February 28, 2025	115.05	+13.52% (+4.71%)	+67.13% (+11.88%)	+64.81 (+11.69)
8.	Valencia India Limited (BSE SME)	48.95	110	July 03, 2025	88.00	-66.19% (-3.17%)	NA	NA
9.	Abril Paper Tech Limited (BSE SME)	13.42	61	September 09, 2025	48.80	-29.10 1.34	NA	NA
10.	Aptus Pharma Limited (BSE SME)	13.02	70	September 30, 2025	80.80	NA	NA	NA

Sources: All share price data is from www.nseindia.com and www.bseindia.com.

* Share Price data from www.nseindia.com

*Designated stock Exchange of SRM Contractors Limited and Anlon Healthcare Limited is National Stock Exchange of India Limited.

For further details, please refer to “Other Regulatory and Statutory Disclosures - Price information of past issues handled by the BRLM” on page no. 252 of the RHP.

Book Running Lead Manager	Interactive Financial Services Limited Tel. No.: +91 98980 55647, +91 79 49088019; e-Mail: mbd@ifinservices.in ; Investor Grievance Id: info@ifinservices.in Website: www.ifinservices.in ; Contact Person: Pradip Sandhir
Name of Syndicate Members	B.N. Rath Securities Limited Telephone: +91 40 4052 7777; e-Mail: compliance@bnrsecurities.com Website: www.bnrsecurities.com ; Contact Person: Chetan Rathi
Names of Market Maker and contact details	Name: B.N. Rath Securities Limited Tele. No.: 040 40527777, 40526273; e-Mail: compliance@bnrsecurities.com Website: www.bnrsecurities.com ; Contact person: Chetan Rathi AND Name: SVCM Securities Private Limited Tel. No.: 022-29700315; e-Mail: svcmsecurities@gmail.com Website: www.svcm.in Contact Person: Chandu Keshrimal Jain
Name of Registrar to the Offer	MUFG Intime India Private Limited (formerly Link Intime India Private Limited) Tel. No.: +91 8108114949; Website: https://in.mpms.mufg.com e-Mail: shreejiglobal.smeipo@in.mpms.mufg.com ; Contact Person: Shanti Gopalkrishnan
Name of Statutory Auditor	SCSSK & Associates., Chartered Accountants
Name of Credit Rating Agency and the rating or grading obtained, if any	As this is an Issue of Equity Shares, credit rating is not required. However, the Company has obtained the IVR BBB- /Stable (IVR Triple B Minus with Stable Outlook) and IVR BBB- /Stable/IVR A3 (IVR Triple B Minus with Stable Outlook/IVR A Three) Credit Rating from the Infomeries valuation And Ratings Ltd (Formerly Infomeries Valuation and Ratings Pvt Ltd) as on August 26, 2025.
Name of Debenture Trustee	Not Applicable
Self Certified Syndicate Bank(s) or “SCSB(s)”	The banks registered with the SEBI, which offer the facility of ASBA services, (i) in relation to ASBA, where the Bid Amount will be blocked by authorizing an SCSB, a list of which is available on the website of SEBI at www.sebi.gov.in/sebiweb/other/OtherAction.do?doRecognisedFpi=yes&intmId=35 and updated from time to time and at such other websites as may be prescribed by SEBI from time to time, (ii) in relation to UPI Bidders using the UPI Mechanism, a list of which is available on the website of SEBI at sebi.gov.in/sebiweb/other/OtherAction.do?doRecognisedFpi=yes&intmId=40 or such other website as updated from time to time.
Non-Syndicate Registered Brokers	You can submit Bid-cum-Application Forms in the Issue to Non-Syndicate Registered Brokers at the Non-Syndicate Broker Centres. For further details, see section titled “Issue Procedure” beginning at page no. 270 of the Red Herring Prospectus.
Details regarding website address(es)/ link(s) from which the investor can obtain a list of RTAs, CDPs and stock brokers who can accept applications from investors, as applicable	The details of the Designated Registrar and Share Transfer Agents locations and Designated Collecting Depository Participant Locations along with their Names and Contact Details are available on the website of the National Stock Exchange of India Limited (www.nseindia.com), as updated from time to time. For further details, see section titled “Issue Procedure” beginning at page no. 270 of the Red Herring Prospectus.

PROMOTERS OF OUR COMPANY

Sr. No.	Name	Individual/ Corporate	Experience and Educational Qualification /Corporate information
1.	Jitendra Kakkad	Individual Promoter	Experience: He has passed his Secondary School Examination from Gujarat Secondary and Higher Secondary Education Board, Gandhinagar in the year 2002. He has been integral part to the Company since its inception i.e. February 01, 2018. Educational Qualification: He has more than ten years of experience in the processing and manufacturing industry.
2.	Vivek Kakkad	Individual Promoter	Experience: He has passed his Secondary School Examination from Gujarat Secondary and Higher Secondary Education Board, Gandhinagar in the year 2008. Educational Qualification: He has more than seven years of experience in trading industry.
3.	Dhruti Kakkad	Individual Promoter	Experience: She has completed her Higher Secondary Education from Gujarat Secondary and Higher Secondary Education Board, Gandhinagar in the year 2015. Educational Qualification: She is having four years of experience in field of operation and management of company.
4.	Tulshidas Kakkad	Individual Promoter	Experience: He is having invaluable experience in the agricultural products sector. He is widely respected for his deep-rooted connections with farmers and his exceptional ability to build long-term, trust-based relationships. His expertise in farmer relations and Agri-trade has been instrumental in shaping the Company’s strong farm-level network and ethical procurement practices. Educational Qualification: -

For further information please see the section entitled “Our Promoters and Promoter Group” beginning on page no. 170 of the RHP.

BUSINESS OVERVIEW AND STRATEGY

Company overview: Currently, we are engaged in, the manufacturing and processing of ground & whole spices, seeds, grains & pulses and Atta (Flour). Our products marketed under our brand name “SHETHJI” and under white label (customers logo). Our product portfolio includes a wide range of whole spices, ground spices, oilseeds, flour and pulses, which are processed at our facility using standardized techniques. We are engaged in the manufacturing of Ground (powdered) spices through a structured sequence of cleaning, grading, sorting, and grinding, aimed at delivering a consistent and stable range of spice powders & seed. Our product line includes channa, cumin seeds (jeera), coriander seeds, sesame seeds, groundnut, kalonji seeds, fennel seeds, coriander powder, red chilli powder, and turmeric powder etc. Each of these products is handled under defined quality parameters to ensure uniformity in texture, aroma, and shelf life. This integrated process flow enables us to deliver both raw, processed and value-added agro-products under own brand, catering to various customer needs in retail and bulk segments.

The business strategy of our Company is Manufacturing Expansion, Development of In-House Cold Storage Facility, Introducing New Product Range of Blended & Mixed Spices, Expansion into Multigrain and Millet-based Flour Products, Strategic Focus on D2C, E-Commerce, and Online Sales, Product Portfolio Expansion under the “Shethji” Brand.

Product/Services Offering: we are involved in the supply of whole spices and food grains, which are sold with client brand (white label) in different size of bulk quantities for the customers having own distribution channel. While our primary focus remains on manufacturing and processing, we also import certain agri commodities such as wheat, cumin seeds, and coriander from other countries to meet our raw material requirements. These imported products include Madagascar Cloves and Coriander seeds from UAE, Reduced FAT Desiccated Coconut from Srilanka, Autumn Star Anise, Cigar Cassia, Broken Cassia, Split Cassia from Vietnam and Milling Wheat (Non-GMO, Crop 2023) from Singapore which are then processed at our in-house facilities to ensure consistency and quality. Based on market and client requirements, the final products are offered either under our own brand or in unbranded bulk packaging. This import-driven sourcing strategy helps us maintain a steady supply of key ingredients and meet the varying needs of our customers across different markets. This also enables us to serve a wider segment of the market including wholesalers, retailers, institutional buyers and regional distributors. Our operations are supported by a supply chain that includes sourcing, processing, grinding, packaging and distribution. Through coordinated logistics and a focus on timely delivery, we are able to meet client requirements across different business segments.

Revenue segmentation by product/service offering:

(₹ in lakhs, unless stated otherwise)

Particulars		FY-2025-26 (01.04.2025 to 31.08.2025)		FY-2024-25		FY-2023-24		FY-2022-23	
Category	Sub-Category	Total Amount	% of Sales	Total Amount	% of Sales	Total Amount	% of Sales	Total Amount	% of Sales
Whole Seed	Spices	12,250.31	85.54	39,309.13	94.92	37,278.49	98.79	34,401.67	99.49
	Pulses	7,267.28		18,120.58		17,517.59		8,654.02	
	Grains & Cereals	554.91		1,300.82		102.33		285.60	
	Oil Seeds & Others Seeds	1,345.63		2,865.57		3212.36		3,148.99	
Ground Spices - Powder	Powder	2,981.10	11.91	1,790.12	2.76	590.18	1.00	-	-
Atta - Flours	Flours	609.26	2.43	1,377.73	2.12	47.83	0.08	-	-
Others - Grains & products	Others	30.98	0.12	128.20	0.20	73.78	0.13	238.29	0.51
Total		25,039.47	100.00	64,892.15	100.00	58,822.56	100.00	46,728.56	100.00

Geographies served: The table below sets forth the breakdown of our Domestic and Export revenue from operations of our products for the period ended on August 31, 2025 and Financial year ended on FY 2024-2025, FY 2023-2024 and Fiscal 2023: Revenue segmentation by geographies

(₹ in Lakhs)

Particulars	August 31, 2025		March 31, 2025		March 31, 2024		March 31, 2023	
	Amount	%	Amount	%	Amount	%	Amount	%
Domestic	22,313.17	89.11	59,127.38	91.11	56,671.10	96.34	46,450.24	99.40
Export	2,726.30	10.89	5,764.76	8.89	2,151.46	3.66	278.62	0.60
Total	25,039.47	100	64,892.14	100	58,822.56	100	46,728.86	100

Key Performance Indicators: The table below sets forth some of the key financial indicators for the period ended on August 31, 2025 and Financial Year ended on 2024-2025, 2023-2024 and 2022-2023: (₹ in lakhs, unless stated otherwise)

Particulars	August 31, 2025	March 31, 2025	March 31, 2024	March 31, 2023
Revenue from operations ⁽¹⁾	25,039.47	64,892.15	58,822.56	46,728.56
Total Income ⁽²⁾	25,117.94	65,085.19	58,899.47	46,869.29
EBITDA ⁽³⁾	1,383.42	2,036.96	1,091.58	400.59
EBITDA (%) Margin ⁽⁴⁾	5.52%	3.14%	1.86	0.86
Profit after Tax ⁽⁵⁾	919.68	1,215.13	547.29	205.22
Current Ratio ⁽⁶⁾	1.42	1.31	1.16	1.12
Debt Equity Ratio ⁽⁷⁾	0.76	1.03	1.47	2.13
Debt Service Coverage Ratio ⁽⁸⁾	3.06	4.19	4.96	0.66
Return on Capital Employed (%) ⁽⁹⁾	19.59%^	32.07%	23.82%	11.93%
Net profit Ratio (%) ⁽¹⁰⁾	3.67%	1.87%	0.93%	0.44%
Return on Equity (%) ⁽¹¹⁾	26.92%^	51.74%	41.54%	28.66%

^ - Not Annualized

Notes:

- (1) Revenue from operations is calculated as the sum of revenue from sale.
- (2) Total income is calculated as the sum of revenue from operations and other income for the period/year.
- (3) Operating EBITDA refers to earnings before interest, taxes, depreciation, amortisation, gain or loss from discontinued operations and exceptional items.
- (4) Operating EBITDA Margin refers to EBITDA during a given period as a percentage of Total income during that period.
- (5) Profit / (loss) for the period/ year is calculated as Total Income less Total Expenses plus Share of (loss) from joint ventures (Net of tax) less Total Tax expenses for the period/ year.
- (6) Current Ratio is a liquidity ratio that measures our ability to pay short-term obligations (those which are due within one year) and is calculated by dividing the current assets by current liabilities.
- (7) Debt to equity ratio is calculated by dividing the debt (i.e., borrowings (current and non-current) and current maturities of long-term-borrowings) by total equity (which includes issued capital and all other equity reserves).
- (8) Debt Service Coverage Ratio is calculated by dividing the sum of Profit after Tax and interest amount by sum of the repayment of loan and Interest.
- (9) RoCE (Return on Capital Employed) (%) is calculated as profit before tax plus finance costs divided by total equity plus Reserves & Surplus.
- (10) Net Profit Ratio/Margin quantifies our efficiency in generating profits from our revenue and is calculated by dividing our net profit after taxes by our total revenue.
Return on equity (RoE) is equal to profit for the year divided by the total equity during that period and is expressed as a percentage.

As certified by the Statutory Auditor of our Company M/s SCSSK & Associates, Chartered Accountants, vide their certificate dated October 03, 2025 bearing UDIN: 25120932BMHGJO4771.




For further details and notes on our key performance indicators, please see section “Basis for Issue Price - Financial KPI of our Company” on page no. 97 of the RHP.

Client profile or Industries Served: Trading and Manufacturing in FMCG products

Revenue segmentation in terms of top 10 clients or Industries:

Particulars	Sales							
	August 31, 2025	%	2024-25	%	2023-24	%	2022-23	%
Top 10 Buyers	15,788.15	63.05%	20,397.38	31.43%	26,875.20	45.69%	23,529.59	50.35%

Intellectual property, if any: The Company has 1 Trademark registered and 2 Trademark has been applied as on the Date of the RHP. Some of which are as Below. For details of Intellectual Property, please refer to chapter titled “Government and Other Statutory Approval on page no. 253 of the Red Herring Prospectus:

Sr. No	Brand Name/ Logo Trademark	Class	Nature of Trademark	Application No.	Application Date	Status
1		30	DEVICE	3279222	08/06/2016	Registered
2		35	DEVICE	6995965	07/05/2025	Formality Check Pass
3		44	DEVICE	6995964	07/05/2025	Formality Check Pass

Market share: Not Ascertainable

Manufacturing Plant: We are engaged in, the manufacturing and processing of ground & whole spices, seeds, grains & pulses and Atta (Flour). following are the Factory Premises of our company: (1) Plot No. 8, Shreenathji Industrial Zone - 11, Survey Number – 172, Village Kherva, Taluka Wankaner, Dist. Morbi 363621 Factory Premises (For Spices), (2) Plot No. 9, Shreenathji Industrial Zone - 11, Survey Number – 172, Village Kherva, Taluka Wankaner, Dist. Morbi 363621 Factory Premises (For Spices), (3) Plot No. 72, Kuvadwa Industrial Estate, Rajkot (Factory Premises – Flour plant), (4) Plot No. 1, Survey No. 172, Shreenathji Industrial Zone-11, Kherva, Wankaner, Morbi (Factory Premises), (5) Plot No. 3, Survey No. 242/1 and 242/4, Choradi, Gondal, Rajkot (Cold Storage & Normal Storage (Warehousing)

Employee Strength: Our manpower is a prudent mix of the experienced and young people which gives us the dual advantage of stability and growth, along with assurance of quality. As of August 31, 2025, we had 43 permanent employees.

BOARD OF DIRECTORS					
S. N.	Name	Designation	Experience and Educational Qualification	Other Directorships	
1.	Jitendra Kakkad	Managing Director	For details refer to “Promoters of Our Company” on page no. 03 of this Abridged Prospectus.	1. Shethji Warehousing and Logistics Private Limited 2. Shethji Broking House Private Limited 3. Shethji Agri Commodity Private Limited	
2.	Vivek Kakkad	Whole-time Director	For details refer to “Promoters of Our Company” on page no. 03 of this Abridged Prospectus.	1. Shethji Warehousing and Logistics Private Limited 2. Shethji Broking House Private Limited 3. Shethji Retail Private Limited	

BOARD OF DIRECTORS				
S. N.	Name	Designation	Experience and Educational Qualification	Other Directorships
3.	Dhruvi Kakkad	Non-Executive Director	For details refer to “Promoters of Our Company” on page no. 03 of this Abridged Prospectus.	Nil
4.	Jignesh Mehta	Independent Director	Experience: He is having over eighteen years of experience in agri-input industry. Educational Qualification: He has completed his bachelor of Commerce in the year 2004 from the Gujarat University.	Nil
5.	Vaibhav Kakkad	Independent Director	Experience: He has completed his degree of Bachelor of Commerce from Saurashtra University in the year 2013. He is a qualified Company Secretary, and was admitted as a Fellow Member of the Institute of Company Secretaries of India (ICSI). Educational Qualification: He is a qualified Company Secretary, and was admitted as a Fellow Member of the Institute of Company Secretaries of India (ICSI). He was granted a Certificate of Practice by the Institute in December 2016.	1. ANB Metal cast Limited
6.	Harilal Thumar	Independent Director	Experience: He is having vast experience and expertise in agricultural products sector. He is appointed as a chairman of the Agricultural Produce Market committee; Upleta, Rajkot. Educational Qualification: He has completed his Secondary School Examination in the year 1978.	Nil

For further details in relation to our Board of Directors, see section titled “Our Management” on page no. 159 of the RHP.

OBJECTS OF THE ISSUE

Our Company proposes to utilize the Net Proceeds from the issue towards the following objects:

1. Capital Expenditure for Factory premises
2. Capital Expenditure for purchase of machineries & Cold storages facility
3. Capital Expenditure for Solar Power for internal consumption
4. Working Capital Requirement
5. General Corporate Purpose

(Collectively referred to as “Objects”)

The details of the proceeds of the issue are summarized in the table below:

Sr. No.	Particulars	Estimated Amount (₹ In lakhs)
1.	Gross proceeds from the issue	[•]
2.	Less: Issue related expenses	[•]
Net proceeds of the issue		[•]

For further details in relation to the Objects of the Offer, see section titled “Objects of the Offer” on page 81 of the RHP.

Schedule of Implementation and Deployment of Net Proceeds

We propose to deploy the Net Proceeds for the aforesaid purposes in accordance with the estimated schedule of implementation and deployment of funds set forth in the table below: (₹ In lakhs)

Sr. No.	Particulars	Total Estimated Cost	Amount already deployed	Estimated utilization of net proceeds in FY 2025-2026	Estimated utilization of net proceeds in FY 2026-2027
1.	Capital Expenditure for Factory Premises	567.41	Nil	567.41	0.00
2.	Capital Expenditure for plant and machineries & Cold Storage Facility	2,900.76	Nil	1,850.00	1,050.76
3.	Capital Expenditure for Solar Power for internal consumption	424.80	Nil	424.80	0.00
4.	Working Capital	3,354.00	Nil	3,354.00	0.00
5.	General corporate purposes ¹	[•]		[•]	
	Total	[•]		[•]	[•]

¹The amount utilized for general corporate purposes shall not exceed 15.00% of the gross proceeds or ₹ 10.00 Crores; whichever is lower.

Means of Finance

In the event of a shortfall in raising the requisite capital from the Net Proceeds, towards meeting the objects of the Issue, the extent of the shortfall will be met by internal accruals or debt. In case of any surplus of monies received in relation to the Fresh Issue, we may use such surplus towards general corporate purposes. We confirm that there is no requirement to make firm arrangements of finance under Regulation 230(1)(e) of the SEBI ICDR Regulations 2018 and Clause 9(C) of Part A of Schedule VI of the SEBI ICDR Regulations, 2018 through verifiable means towards at least 75% of the stated means of finance, excluding the amounts to be raised through the issue.

Details and reasons for non-deployment or delay in deployment of proceeds or changes in utilisation of issue proceeds of past public offers / rights issues, if any, of our Company in the preceding 10 years: Not Applicable.

Name of Monitoring Agency: Infomeries Valuation and Rating Ltd

Terms of issuance of convertible security, if any: Not Applicable.

Shareholding Pattern as on the date of the RHP:

Category of shareholder	Pre-Issue number of Equity Shares (Number of fully paid-up Equity Shares held)	% Holding of Pre-Issue Shareholding
Promoters & Promoter Group	1,59,59,720	99.9982
Public	280	0.0017
Total	1,59,60,000	100.00

Number/amount of equity shares proposed to be sold by selling shareholders, if any: Not Applicable

Particulars	RESTATED AUDITED FINANCIALS (₹ in lakhs)			
	August 31, 2025	2024-25	2023-24	2022-23
Total income from operations (Net)	25,039.47	64,892.15	58,822.56	46,728.56
Net Profit/(Loss) before tax and extraordinary items	1,228.20	1,631.52	725.33	279.84
Net Profit / (Loss) after tax and extraordinary items	919.68	1,215.13	547.26	205.23
Equity Share Capital	1,596.00	1,596.00	570.00	420.00
Reserves and Surplus	2,279.76	1,360.08	1,170.95	473.69
Net worth	3,875.76	2,956.08	1,740.95	893.69
Basic & Diluted earnings per share (₹)	5.76	7.61	3.74	1.47
Return on net worth (%)	23.73	41.11	31.44	22.96
Net asset value per share (Pre -Bonus) (₹)	24.28	51.86	39.93	24.41
Net asset value per share (Post -Bonus) (₹)	24.28	18.52	11.91	6.42

INTERNAL RISK FACTORS

Below mentioned risks are the top 10 risk factors as per the RHP:

1. Our business is highly dependent on the availability and pricing of agricultural raw materials such as spices, seeds, grains, pulses, and wheat, which are subject to seasonal, climatic, and market fluctuations beyond our control.
2. We generate a major portion of sales from our operations from state of Gujarat. Any adverse developments affecting our operations in these regions could have an adverse impact on our revenue and results of operations.
3. We operate in a highly competitive industry, and increased competition or pricing pressures from existing and new market participants may adversely affect our business, financial condition, and results of operations.
4. We operate under both our own brand and white label arrangements, and any adverse development in either segment could impact our revenue and brand positioning.
5. Our Company is planning to enter into New Segment of Mixed Spices
6. We are dependent on suppliers and weather-dependent agricultural produce, exposing us to risks of supply disruptions and quality inconsistencies.
7. We derive a substantial portion of our revenue from our whole seeds segment, and any decline or discontinuation in this product line may materially affect our business, financial condition, and results of operations.
8. We rely on third-party transportation service providers, including a Group Company, for the movement of our goods, and any disruption in these services may adversely impact our operations, financial condition, and results of operations.
9. Our operations are subject to stringent food safety, quality, and packaging regulations, and any failure to comply could result in penalties, product recalls, or loss of customer trust.
10. Our brand reputation and customer loyalty are closely tied to the consistency, quality, and safety of our products; any deviation may harm our business.

For further details, please refer chapter titled 'Risk Factor' on page no. 24 of the Red Herring Prospectus.

SUMMARY OF OUTSTANDING LITIGATION, CLAIMS AND REGULATORY ACTION

A. Total Number of Outstanding Litigations Against the Company, Director, Promoters, Subsidiaries and the Amount Involved

Name of the Entity	Criminal Proceedings	Tax Proceedings	Statutory or Regulatory Proceedings	Disciplinary actions by the SEBI or Stock Exchanges against our Promoters	Material Civil Litigation	Aggregate Amount
Company						
By the Company	1	Nil	1	Nil	Nil	4.45
Against the Company	Nil	11	Nil	Nil	Nil	393.57
Promoter						
Against the Promoter	Nil	11	Nil	Nil	Nil	241.64
By the Promoters	Nil	Nil	Nil	Nil	Nil	Nil
Directors						
Against the Director	Nil	Nil	Nil	Nil	Nil	Nil
By the Director	Nil	Nil	Nil	Nil	Nil	Nil
Group Companies						
Against the Group Companies	Nil	5	Nil	Nil	Nil	26.18
By the Group Companies	Nil	Nil	Nil	Nil	Nil	Nil

For further details on the outstanding litigation proceedings, see “Outstanding Litigation and Material Developments” and “Risk Factors” beginning on page no. 227 and page no. 24 respectively of the RHP.

B. Brief details of top 5 material outstanding litigations against our Company and our Subsidiaries and amount involved - Nil

C. Regulatory Action, if any - Disciplinary action taken by SEBI or stock exchanges against the Promoters in last 5 financial years including outstanding action, if any: NIL

D. Brief details of outstanding criminal proceedings against the Promoters: NIL

For further details of the outstanding litigation proceedings, see “Outstanding Litigation and Material Developments” on page no. 227 of the RHP.

ANY OTHER IMPORTANT INFORMATION AS PER BRLM / COMPANY - NIL

DECLARATION BY OUR COMPANY

We hereby declare that all relevant provisions of the Companies Act, 1956, the Companies Act, 2013 and the guidelines/regulations issued by the Government of India or the guidelines/regulations issued by the Securities and Exchange Board of India, established under Section 3 of the Securities and Exchange Board of India Act, 1992, as the case may be have been complied with and no statement made in the Red Herring Prospectus is contrary to the provisions of the Companies Act, 1956, the Companies Act, 2013, the Securities and Exchange Board of India Act, 1992 or rules made or guidelines or regulation issued there under, as the case may be. We further certify that all statements in the Red Herring Prospectus are true and correct.