

FOR PRIVATE CIRCULATION ONLY

SeriesNo.O (2022-2023)

Addressed to: _____]



L&T FINANCE LIMITED

A Public Limited Company Incorporated under the companies Act, 1956 on 24 November 1993 at Kolkata and validly existing under Companies Act, 2013 (as amended), having a **Corporate Identification Number:** U65910WB1993FLC060810, **Permanent Account Number:** AACCA1963B, **Tel.:** +91 22 6212 5000, Email: investorgrievances@ltfs.com, **Registered Office:** 15th Floor, PS SRIJAN Tech Park, Plot No 52, Block DN, Sector-V, Salt Lake City, Kolkata – 700 091, District 24-Parganas North, **Corporate Office:** Brindavan, Plot No. 177, C.S.T Road, Kalina, Mumbai – 400098, **Branch office:** 5th And 6th Floor Floor, A Wing, Kgn Towers, 62 Ethiraj Salai (Commander-In-Chief Road), Egmore, Chennai 600015. **Website:** www.ltfs.com. Registered as a Non-Banking Financial Company within the meaning of the Reserve Bank of India Act, 1934 (2of 1934) having Registration Number:05.06200

PLACEMENT MEMORANDUM FOR THE ISSUE OF 2000 (TWO THOUSAND) RATED, LISTED, SECURED, REDEEMABLE PRINCIPLE PROTECTED NON CONVERTIBLE MARKET LINKED DEBENTURES DENOMINATED IN INDIAN RUPEES OF A FACE VALUE OF ₹1,00,000 (RUPEES ONE LAKH ONLY) EACH, OF THE AGGREGATE NOMINAL VALUE OF UPTO ₹20,00,00,000 (RUPEES TWENTY CRORES ONLY) WITH AN OPTION TO RETAIN OVER-SUBSCRIPTION UPTO ₹100,00,00,000 (RUPEES ONE HUNDRED CRORE ONLY) ON A PRIVATE PLACEMENT BASIS COLLECTIVELY AGGREGATING UPTO ₹ 120,00,00,000 (RUPEES ONE HUNDRED AND TWENTY CRORES ONLY) ON A PRIVATE PLACEMENT BASIS HEREIN REFERRED TO AS 'SERIES O' OF FY 2022-2023.

THE ELIGIBLE INVESTORS ARE: (A) TRUST; (B) PORTFOLIO MANAGERS REGISTERED WITH SEBI; (C) ASSOCIATION OF PERSONS; (D) COMPANIES AND BODIES CORPORATE INCLUDING PUBLIC SECTOR UNDERTAKINGS; (E) COMMERCIAL BANKS; (F) FINANCIAL INSTITUTIONS; (G) INSURANCE COMPANIES; (H) MUTUAL FUNDS; (I) FOREIGN PORTFOLIO INVESTORS; (J) OTHER FOREIGN ENTITIES ALLOWED BY SEBI AND RBI; (K) ANY OTHER INVESTOR ELIGIBLE TO INVEST IN THESE DEBENTURES. THE PRESENT ISSUE OF DEBENTURES IS NOT UNDERWRITTEN.

PRIVATE & CONFIDENTIAL

THIS PLACEMENT MEMORANDUM DATED JANUARY 04, 2023 IS PREPARED IN CONFORMITY WITH THE SECURITIES AND EXCHANGE BOARD OF INDIA (ISSUE AND LISTING OF NON-CONVERTIBLE SECURITIES) REGULATIONS, 2021 AND SECTION 42 OF THE COMPANIES ACT, 2013 AND THE COMPANIES (PROSPECTUS AND ALLOTMENT OF SECURITIES) RULES, 2014 AS APPLICABLE FOR PRIVATE PLACEMENT OF DEBENTURES.

GENERAL DISCLAIMER

THIS OFFER DOCUMENT IS NEITHER A PROSPECTUS NOR A STATEMENT IN LIEU OF PROSPECTUS. IT DOES NOT CONSTITUTE AN OFFER OR AN INVITATION TO THE PUBLIC TO SUBSCRIBE TO THE DEBENTURES TO BE ISSUED BY THE COMPANY. THE CONTENTS OF THIS OFFER DOCUMENT ARE INTENDED TO BE USED BY THE INVESTORS TO WHOM IT IS DISTRIBUTED. IT IS NOT INTENDED FOR DISTRIBUTION TO ANY OTHER PERSON AND SHOULD NOT BE REPRODUCED BY THE RECIPIENT. THE COMPANY, CAN AT ITS SOLE AND ABSOLUTE DISCRETION, CHANGE THE TERMS OF ITS OFFER.

GENERAL RISK

INVESTMENT IN NON-CONVERTIBLE SECURITIES INVOLVE A DEGREE OF RISK AND INVESTORS SHOULD NOT INVEST ANY FUNDS IN SUCH SECURITIES UNLESS THEY CAN AFFORD TO TAKE THE RISK ATTACHED TO SUCH INVESTMENTS. INVESTORS ARE ADVISED TO TAKE AN INFORMED DECISION AND TO READ THE RISK FACTORS CAREFULLY BEFORE INVESTING IN THIS OFFERING. FOR TAKING AN INVESTMENT DECISION, INVESTORS MUST RELY ON THEIR EXAMINATION OF THE ISSUE INCLUDING THE RISKS INVOLVED IN IT. SPECIFIC ATTENTION OF INVESTORS IS INVITED TO STATEMENT OF RISK FACTORS CONTAINED UNDER SECTION 2 OF THIS PLACEMENT MEMORANDUM. THESE RISKS ARE NOT, AND ARE NOT INTENDED TO BE, A COMPLETE LIST OF ALL RISKS AND CONSIDERATIONS RELEVANT TO THE NON-CONVERTIBLE SECURITIES OR INVESTOR'S DECISION TO PURCHASE SUCH SECURITIES.

KEY RISK FACTORS

MODEL RISK: VALUATION OF FINANCIAL INSTRUMENTS/SECURITIES SUCH AS MARKET LINKED DEBENTURES IS USUALLY CARRIED OUT USING MATHEMATICAL MODELS. MODEL RISK IS A TYPE OF RISK THAT OCCURS WHEN A MATHEMATICAL MODEL USED TO VALUE A FINANCIAL INSTRUMENT/SECURITY PERFORMS INADEQUATELY OR FAILS, LEADING TO UNINTENDED AND/OR ADVERSE OUTCOMES. THE VALUE OF MLDS REFERRED TO IN THIS OFFER DOCUMENT IS ALSO CALCULATED USING A MATHEMATICAL MODEL. THOUGH THE MATHEMATICAL MODEL USED FOR THE MLDS DOES NOT INVOLVE DERIVATIVE EXPOSURES OR HEDGING, IT IS POSSIBLE THAT THE RETURNS FROM THE MLDS MAY SIGNIFICANTLY DIFFER FROM THE RETURNS PREDICTED BY THE MATHEMATICAL MODEL.

CREDIT RISK: IN THE CASE OF PRINCIPAL PROTECTED MARKET LINKED DEBENTURES, THE PRINCIPAL AMOUNT IS SUBJECT TO THE CREDIT RISK OF THE ISSUER WHEREBY THE INVESTOR MAY OR MAY NOT RECOVER ALL OR PARTS OF THE FUNDS IN CASE OF DEFAULT BY THE ISSUER.

CREDIT RATING

THE DEBENTURES HAVE BEEN RATED PP-MLD AAA BY ICRA LIMITED FOR AN AMOUNT OF ₹ 2000,00,00,000 (INDIAN RUPEES TWO THOUSAND CRORES), VIDE THEIR RATING LETTER DATED DECEMBER 08, 2022. THE ABOVE RATING IS NOT A RECOMMENDATION TO BUY, SELL OR HOLD SECURITIES AND INVESTORS SHOULD TAKE THEIR OWN DECISIONS. THE RATING MAY BE SUBJECT TO REVISION OR WITHDRAWAL AT ANY TIME BY THE ASSIGNING RATING AGENCY AND THE RATING SHOULD BE EVALUATED INDEPENDENTLY OF ANY OTHER RATING. THE RATING AGENCY HAS THE RIGHT TO SUSPEND, WITHDRAW THE RATING AT ANY TIME ON THE BASIS OF NEW INFORMATION ETC. PLEASE REFER TO **ANNEXURE C** OF THIS PLACEMENT MEMORANDUM FOR RATIONALE FOR THE ABOVE RATING.

LISTING

The Debentures are proposed to be listed on the wholesale debt market segment of the NSE. The Debentures to be issued under this Placement Memorandum will be listed on the WDM of NSE within 3 exchange working days of the closure of the Issue.

| PROMOTER | COMPLIANCE OFFICER | COMPANY SECRETARY | CHIEF FINANCIAL OFFICER |
|---|--|--|--|
| Name: L&T Finance Holdings Limited Telephone: +91 022 6212 5000 Email id: igrc@ltfs.com | Name: Ms. Apurva Rathod, Company Secretary Telephone: +91 022 6212 5000 Email id: investorgrievances@ltfs.com | Name: Ms. Apurva Rathod, Company Secretary Telephone: +91 022 6212 5000 Email id: investorgrievances@ltfs.com | Name: Mr. Keshav Loyalka Telephone: +91 022 6212 5000 Email id: investorgrievances@ltfs.com |

| REGISTRAR TO THE ISSUE | TRUSTEE | CREDIT RATING AGENCY |
|------------------------|---------|----------------------|
| | | |

| | | |
|--|---|---|
| Link Intime India Private Limited Address: C 101, 247 Park, LBS Marg, Vikhroli (West), Mumbai- 400083 Tel: +91 22 49186000 Fax: +91 22 49186060 Email: rnt_helpdesk@linkintime.co.in Website: www.linkintime.co.in Contact Person: Mr. Ganesh Jadhav | Catalyst Trusteeship Limited Address Windsor, 6th Floor, Office No. 604, C.S.T. Road, Kalina, Santacruz (East), Mumbai – 400098 Tel: +91 (022) 49220502 Fax: +91 (022) 49220505 Email: dt@ctltrustee.com Investor Grievance Email: umesh.salvi@ctltrustee.com Website: www.catalysttrustee.com Contact Person: Mr. Umesh Salvi SEBI Registration Number: IND0000000034 CIN: U74999PN1997PLC110262 | ICRA Limited Address: B-710, Statesman House, 148, Barakhamba Road, New Delhi – 110001 Tel: +91-11-23357940-45 Email: info@icraindia.com Website: www.icra.in Contact Person: Ms. Naznin Prodhani SEBI Registration No.: IN/CRA/008/15 CIN: L74999DL1991PLC04274 |
|--|---|---|

| ISSUE SCHEDULE | | | |
|--|--|--|--|
| ISSUE / BID OPENING DATE | ISSUE / BID CLOSING DATE | PAY-IN DATE | DEEMED DATE OF ALLOTMENT |
| Friday, 06 th January, 2023 | Friday, 06 th January, 2023 | Friday, 06 th January, 2023 | Friday, 06 th January, 2023 |

The Issuer reserves the right to change the Issue programme including the Deemed Date of Allotment (as defined hereinafter) at its sole discretion in accordance with the timelines specified in the Operational Guidelines, without giving any reasons or prior notice.

| Coupon | Coupon Payment Frequency | Redemption Date | Redemption Amount |
|--------|--------------------------|--------------------------------------|--|
| N.A. | N.A. | Friday, 21 st March, 2025 | If Final fixing level >= 25% of Initial fixing level = 1,17,775 If Final fixing level <25% of Initial fixing level = 1,00,000 |

The issue of Debentures shall be subject to the provisions of the Companies Act, 2013, as amended (**the “Companies Act”**), the rules notified thereunder, the Memorandum and Articles of Association of the Issuer, SEBI Debt Regulations, SEBI LODR Regulations, Master Direction - Non-Banking Financial Company - Systemically Important Non-Deposit taking Company and Deposit taking Company (Reserve Bank) Directions, 2016 dated September 01, 2016 (updated as on February 17, 2020) - Annexure XXII, as amended from time to time. The terms and conditions of this Placement Memorandum filed with the Designated Stock Exchange, the Application Form, the Debenture Trust Deed and other Transaction Documents in relation to such Issue. Capitalized terms used here have the meaning ascribed to them in this Placement Memorandum.

TABLE OF CONTENTS

| | | |
|----|---|-----|
| 1 | DEFINITIONS AND ABBREVIATIONS | 3 |
| 2 | DISCLOSURES UNDER FORM PAS 4 UNDER THE COMPANIES ACT | 8 |
| 3 | DISCLAIMERS | 22 |
| 4 | ISSUE OF DEBENTURES IN DEMATERIALISED FORM | 27 |
| 5 | CONSENTS | 27 |
| 6 | FORWARD-LOOKING STATEMENTS..... | 27 |
| 7 | LIMITS ON DISTRIBUTION | 29 |
| 8 | PRESENTATION OF FINANCIAL INFORMATION..... | 29 |
| 9 | RISK FACTORS | 30 |
| 10 | DOCUMENTS SUBMITTED/TO BE SUBMITTED TO DESIGNATED STOCK EXCHANGE/DEBENTURE TRUSTEE..... | 36 |
| 11 | ISSUER INFORMATION | 42 |
| 12 | ISSUE PROCEDURE | 68 |
| 13 | DATE OF SUBSCRIPTION | 72 |
| 14 | ADDITIONAL TERMS | 78 |
| | DECLARATION BY THE ISSUER..... | 84 |
| | ANNEXURES:..... | 86 |
| | ANNEXURE A | 87 |
| | ANNEXURE B..... | 299 |
| | ANNEXURE C..... | 296 |
| | ANNEXURE D | 327 |
| | ANNEXURE E | 341 |
| | ANNEXURE F | 342 |
| | ANNEXURE G | 352 |
| | ANNEXURE H | 359 |
| | ANNEXURE I..... | 360 |
| | ANNEXURE J | 365 |
| | ANNEXURE K..... | 370 |
| | ANNEXURE L | 372 |
| | ANNEXURE M | 406 |
| | ANNEXURE N | 409 |
| | ANNEXURE O | 422 |
| | ANNEXURE P | 430 |
| | ANNEXURE Q | 432 |

1 DEFINITIONS AND ABBREVIATIONS

Unless the context otherwise indicates or requires, the following terms shall have the meanings given below in this Placement Memorandum:

1.1 Issuer Related Terms

| | |
|--|--|
| Affiliate | Means: <ul style="list-style-type: none"> in case of any person (other than a natural person) mean any person which, directly or indirectly, Controls a party or is Controlled by the said party or is under common Control with the said party; or in case of any person which is a natural person, mean the relative of such natural person. |
| Allot/ Allotment/ Allotted | Means the allotment of the Debentures pursuant to this Issue. |
| Applicable Law | Means any statute, treaty, law, code, regulation, ordinance, rule, judgment, order, decree, bye-law, approval of any Governmental Authority, directive, guideline, policy, requirement or other governmental restriction or any similar form of decision of or determination by, or any interpretation or administration having the force of law, of any of the foregoing by any Governmental Authority having jurisdiction over the matter in question, whether in effect as of the date of the Debenture Trust Deed or thereafter and in each case as amended. |
| Application Form/ Subscription Application Form | Means the application form forming part of this Placement Memorandum to be submitted by the successful bidder, after completion of the bidding process in the form and manner set out in Annexure I of this Placement Memorandum. |
| Articles / Articles of Association | Means articles of association of the Issuer, as amended from time to time. |
| Auditors/ Statutory Auditors | Upto August 3, 2021: Deloitte Haskins & Sells LLP, Chartered Accountants Since August 3, 2021: (i) MSKA & Associates, Chartered Accountants (ii) Kalyaniwalla& Mistry LLP, Chartered Accountants |
| Authorisation | Means (a) a clearance; (b) an authorisation, consent, approval, resolution, no-objection, licence, exemption, filing, notarisation, lodgement or registration (whether from a third party or a Governmental Authority); or (c) in relation to anything which will be fully or partly prohibited or restricted by Applicable Law if a Governmental Authority intervenes or acts in any way within a specified period after lodgement, filing, registration or notification, the expiry of that period without intervention or action. |
| Beneficial Owner(s) | Means holder(s) of the Debentures in dematerialized form as defined under section 2 of the Depositories Act, 1996 |

| | |
|--------------------------------------|--|
| Board of Directors / Board | Means the board of directors of the Company for the time being and from time to time. |
| Business Day | Means a day (other than a Saturday, Sunday or a bank holiday) on which money market is functioning in Mumbai. Whenever any Record Date/ Coupon Payment Date falls on a day other than a Business Day, the Record Date shall be moved to the immediately following Business Day. If the date of redemption of the Debentures falls on a day other than a Business Day, the payments due, shall be made on the previous Business Day. |
| CDSL | Means Central Depository Services (India) Limited |
| Company/ Issuer/ We | L&T Finance Limited |
| Companies Act | Means the Companies Act, 2013, as amended from time to time |
| Control/ Controls/ Controlled | Shall have the meaning assigned to the term under the Companies Act |
| Coupon Payment Date | Means the date on which Coupon is required to be paid to the Debenture Holders as more particularly set out under Annexure N of this Placement Memorandum |
| Coupon/Interest | Means the coupon payable by the Company on the principal amount of the Debentures as more particularly set out under Annexure N of this Placement Memorandum |
| Debentures | Rated, secured, redeemable, principal protected, market linked non-convertible debentures of face value of ₹1,00,000/- (Indian Rupees One Lakh Only) each, being issued by the Company under this Offer Document |
| Debenture Holder(s) | Means the person(s) who are for the time being owners of the Debentures issued by the Company pursuant to this Placement Memorandum and whose name is last entered / listed in the list of Beneficial Owner(s) maintained by the Depository |
| Debenture Trustee/ Trustee | Means a trustee registered under the Debenture Trustee Regulations (as defined hereunder) and acting for and on behalf of and for the benefit of the Debenture Holders, in this case being Catalyst Trusteeship Limited, a company within the meaning of the Companies Act, 2013, with corporate identity number U74999PN1997PLC110262 and having its registered office at Windsor, 6th Floor, Office No. 604, C.S.T. Road, Kalina, Santacruz (East), Mumbai – 400098, Branch Office at No.3/360, ground floor, Rajeswari Avenue, Madhanandapuram, Chennai- 600125 |
| Debenture Trustee Agreement | Means The debenture trustee agreement dated January 04, 2023 entered between the Issuer and the Debenture Trustee for the appointment of the Debenture Trustee. |
| Debenture Trustee Regulations | Means the Securities and Exchange Board of India (Debenture Trustee) Regulations, 1993, as amended from time to time |

| | |
|---|--|
| Debenture Trust Deed | Means the debenture trust cum hypothecation deed to be entered between the Company and the Debenture Trustee |
| Deemed Date of Allotment | Means, Deemed Date of Allotment as mentioned in the Term Sheet |
| Depository/Depositories | Means The depository with whom the Company has made arrangements for dematerializing the Debentures namely, NSDL and/or CDSL. |
| Designated Stock Exchange | Means the National Stock Exchange of India Limited. |
| Directors | Means the directors constituting the Board of the Issuer |
| DRR | Means the debenture redemption reserve required to be maintained in accordance with the Companies Act |
| Eligible Investors | Mean those persons (who fall within a class listed under the heading 'Who Can Apply' of this Placement Memorandum) to whom a copy of this Placement Memorandum may be sent, specifically addressed to such person, with a view to offering the Debentures for sale (being offered on a private placement basis) under this Placement Memorandum |
| Final Redemption Date | Means the date on which Debentures, will be fully redeemed as more particularly set out under Annexure N of this Placement Memorandum |
| Financial Covenants and Conditions | Mean the covenants and conditions on the part of the Company to be observed and performed in respect of the Debentures as set out in the Debenture Trust Deed |
| Force Majeure Event | Means an event or circumstance or combination of events or circumstances that adversely affects, prevents or delays any party in the performance of its obligations in accordance with the terms of the Transaction Documents or any other document pursuant to this transaction but only if and to the extent that such events and circumstances in the opinion of the Debenture Trustee are not within the affected party's reasonable control, directly or indirectly, and cannot be remedied by the affected party's exercise of due diligence. Such events and circumstances shall mean and include strikes, lock-out, fires, storm, flood, lightening, earthquake, cyclone or other natural disaster, revolutions, war, terrorism, civil disturbances, acts of enemies, adversely affecting the performance of either party under the Transaction Documents. |
| Governmental Authority | Means any national, supranational, regional or local government, or governmental, statutory, regulatory, administrative, fiscal, judicial, or government-owned body, department, commission, authority, tribunal, agency or entity, or central bank (or any Person whether or not government owned and howsoever constituted or called, that exercises the functions of the central bank). |
| Income Tax Act | Means the Income Tax Act, 1961, as amended from time to time |

| | |
|--|---|
| IND AS | Means the Accounting Standards issued by the ICAI specified under Section 133 of the Companies Act, and Rule 3 of the Companies (Indian Accounting Standard) Rules, 2015 |
| Issue | Means the issue of the Debentures forming a part of Series "O" FY 2022-23, on a private placement basis by the Issuer in terms of this Placement Memorandum |
| Memorandum or Memorandum of Association | Means the memorandum of association of the Issuer, as amended from time to time. |
| NSDL | Means National Securities Depository Limited |
| NSE | Means National Stock Exchange of India Limited |
| Placement Memorandum | This private placement memorandum dated January 04, 2023. |
| Principal Amount | The principal amount of debenture issued by the Company to the Debenture Holders |
| Promoter | L&T Finance Holdings Limited |
| Rating Agency | Means ICRA Limited |
| RBI Act | Means Reserve Bank of India Act, 1934 |
| RBI Directions | Means Master Direction - Non-Banking Financial Company - Systemically Important Non-Deposit taking Company and Deposit taking Company (Reserve Bank) Directions, 2016, as amended from time to time |
| RBI Private Placement Guidelines | Means RBI direction dated 1 st September 2016 which deals with raising money through Private Placement of Non-Convertible Debentures (NCDs) by NBFCs any modifications or amendments thereof |
| Record Date | In relation to any date on which any payments are scheduled to be made by the Company to the Debenture Holders, means the day falling 15 (fifteen) calendar days prior to such date |
| Redemption Date/ Maturity Date | Means Call Option Date/ Put Option Date/ Final Redemption Date or such other dates as specified in the Term sheet on which the nominal amount / face value of the Debentures are to be Repaid / Redeemed and any Interest that may have accrued and payable on the Debentures is to be paid by the Company to the Debenture Holder |
| Register of Debenture Holders | Means the register maintained by the Issuer at its Registered Office as per Section 88 of the Companies Act, 2013 showing: (a) the name and address and the occupation, if any, of each Debenture Holder(s); (b) the amount of the Debentures held by each Debenture Holder distinguishing each Debenture by its number and the amount paid or agreed to be considered as paid on those Debentures; (c) the date on which each Person was entered in the register as a Debenture Holder; (d) the date on which any person ceased to be a Debenture Holder; and (e) the subsequent transfers and changes of ownership thereof. |

| | |
|--|--|
| Registrar and Transfer Agent | Link Intime India Private Limited |
| SEBI Act | The Securities and Exchange Board of India Act, 1992, as amended from time to time. |
| SEBI Debt Regulations | SEBI (Issue and Listing of Non-Convertible Securities) Regulations, 2021 issued by SEBI, as amended from time to time. |
| SEBI LODR Regulations | SEBI (Listing Obligations and Disclosure Requirements) Regulations, 2015 issued by SEBI, as amended from time to time. |
| SEBI Regulations | collectively, SEBI Act, SEBI Debt Regulations, SEBI LODR Regulations and Debenture Trustee Regulations. |
| Stock Exchanges | Means NSE and/or BSE, as the case may be |
| Summary of Key Terms/ Term Sheet/ Issue Details | Shall mean the term sheet of this Issue which is contained in Annexure N |

1.2 Conventional General Terms and Abbreviations

| Abbreviation | Full form |
|---------------------------------|---|
| Cr | Crore |
| Depositories Act | The Depositories Act, 1996, as amended from time to time |
| Depository Participant/ DP | A depository participant as defined under the Depositories Act |
| DP ID | Depository Participant Identification Number |
| EBIT | Earnings Before Interest and Tax |
| ECS | Electronic Clearing System |
| Financial Year/ Fiscal Year/ FY | The accounting period commencing from 1 April of the previous year till 31 March of the year under reference. |
| GAAP/ IGAAP | The generally accepted accounting principles or the Indian accounting standards, as applicable as on the date of this IM, as prescribed by the Institute of Chartered Accountants of India/ notified by the Ministry of Corporate Affairs, Government of India and consistently applied by the relevant person. |
| GIR | General Index Register Number |
| GOI | Government of India |
| IBC | Insolvency and Bankruptcy Code, 2016, along with applicable rules and regulation(s), as amended from time to time |
| ICCL | Indian Clearing Corporation Limited |
| INR/ "₹" | Indian Rupees |

| Abbreviation | Full form |
|--------------|---|
| MCA | Ministry of Corporate Affairs, Government of India |
| NBFC | Non-Banking Financial Company |
| NSDL | National Securities Depository Limited |
| KYC | Know Your Customer |
| QIB | Qualified Institutional Buyer. |
| RBI | Reserve Bank of India |
| RBI Act | The Reserve Bank of India Act, 1934, as amended from time to time. |
| N.A. | Not Applicable |
| NEFT | National Electronic Fund Transfer |
| NCLT | National Company Law Tribunal / National Company Law Appellate Tribunal |
| NPA | Non-Performing Assets |
| p.a. | Per annum |
| SEBI | Securities and Exchange Board of India constituted under the Securities and Exchange Board of India Act, 1992 |
| PAN | Permanent Account Number |
| PAT | Profit After Tax |
| RBI | Reserve Bank of India |
| ROC | Registrar of Companies |
| RTGS | Real Time Gross Settlement |
| TDS | Tax Deducted at Source |
| WDM | Wholesale Debt Market segment of the Stock Exchange |

2 DISCLOSURES UNDER FORM PAS 4 UNDER THE COMPANIES ACT

| Sr. No. | Disclosure Requirement | Particulars | |
|---------|--|--------------------|---|
| 1. | GENERAL INFORMATION | | |
| (i) | Name, address, website (if any) and other contact details of the company | Name: | L&T FINANCE LIMITED |
| | | CIN: | U65910WB1993FLC060810 |
| | | Registered Office: | 15th Floor, PS SRIJAN Tech Park, Plot No 52, Block DN, Sector-V, Salt |

| Sr. No. | Disclosure Requirement | Particulars | |
|---------|--|---|--|
| | indicating both registered office and corporate office; | | Lake City, Kolkata – 700 091, District 24-Parganas North |
| | | Corporate Office: | Brindavan, Plot No. 177, C.S.T Road, Kalina, Mumbai – 400098 |
| | | Website: | www.ltfs.com |
| | | Contact No.: | +91 022 6212 5000 |
| | | Fax: | +91 022 6212 5553 |
| | | Contact Person: | Ms. Apurva Rathod, Company Secretary |
| | | Email: | investorgrievances@ltfs.com |
| | | CFO: | Mr. Keshav Loyalka |
| (ii) | Date of incorporation of the Company | November 24, 1993 | |
| (iii) | Business carried on by the Company and its subsidiaries with the details of branches or units, if any | (a) <u>Business Overview:</u> Please refer to Section 11.2 of this Placement Memorandum (b) <u>Subsidiaries of the Company:</u> Please refer to Section 11.2 of this Placement Memorandum (c) <u>Branches/ Units of the Company:</u> Please refer to Annexure D of this Placement Memorandum | |
| (iv) | Brief particulars of the management of the Company | Please refer to Section 11.5 of this Placement Memorandum | |
| (v) | Names, addresses, DIN and occupations of the directors | Please refer to Section 11.5 of this Placement Memorandum | |
| (vi) | Management’s perception of risk factors | Please refer to Section 9 of this Placement Memorandum | |
| (vii) | Details of default, if any, including therein the amount involved, duration of default and present status, in repayment of – | | |
| | (a) statutory dues; | NIL | |
| | (b) debentures and interest thereon | NIL | |
| | (c) deposits and interest thereon | NIL | |
| | (d) Loan from any bank or financial institution | NIL | |

| Sr. No. | Disclosure Requirement | Particulars |
|---------|--|---|
| | and interest thereon. | |
| (viii) | Names, designation, address and phone number, email ID of the nodal/ compliance officer of the company, if any, for the private placement offer process. | Please refer to Section 11.1 of this Placement Memorandum |
| (ix) | Any default in the annual filings of the Company under the Companies Act, 2013 or the rules made thereunder. | NIL |
| 2. | PARTICULARS OF THE OFFER: | |
| (i) | Financial position of the Company for the last 3 financial years | Please refer to Annexure A of this Placement Memorandum |
| (ii) | Date of passing of board resolution | March 28, 2022 |
| (iii) | Date of passing of resolution in the general meeting, authorizing the offer of securities | April 1, 2022 |
| (iv) | Kinds of securities offered (i.e., whether share or debenture) and class of security; the total number of shares or other securities to be issued | Means 2000(Two Thousand) Rated, Listed, Secured, Redeemable Principal Protected Non Convertible Market Linked Debentures Denominated in Indian Rupees of Face Value Of ₹1,00,000 (Rupees One Lakh Only) each, of the aggregate nominal value of upto ₹ 20,00,00,000 (Rupees Twenty Crore Only) with an option to retain oversubscription upto ₹ 100,00,00,000 (Rupees One Hundred Crore Only) on a private placement basis collectively aggregating upto ₹ 120,00,00,000 (Rupees One Hundred And Twenty Crore Only) |

| Sr. No. | Disclosure Requirement | Particulars |
|---------|---|---|
| (v) | Price at which the security is being offered including the premium, if any, along with justification of the price | <p>Non Convertible Debentures</p> <p>Face Value: Rs.1,00,000</p> <p>Issue Price: Rs. 1,00,000</p> <p>Justification: Issuing at par</p> |
| (vi) | Name and address of the valuer who performed valuation of the security offered, and basis on which the price has been arrived at along with report of the registered valuer | <p>CARE Risk Solutions Private Limited</p> <p>Address: 602, 6th Floor, Rustomjee Aspiree, Off Eastern Express Highway, Sion East, Mumbai – 400 022, India.</p> <p>Tel: +91-022-6174 8900 (B)</p> <p>Email: info@careedge.in</p> <p>Website: www.carerisksolutions.com</p> <p>CIN: U74210MH1999PTC118349</p> |
| (vii) | Relevant date with reference to which the price has been arrived at [Relevant Date means a date at least thirty days prior to the date on which the general meeting of the company is scheduled to be held] | Not Applicable |
| (viii) | The class or classes of persons to whom the allotment is proposed to be made | The allotment is proposed to be made to successful bidders to whom the signed Placement Memorandum will be issued. |
| (ix) | Intention of promoters, directors or key managerial personnel to subscribe to the offer (applicable in case they intend to subscribe to the offer) (not required in case | Not Applicable |

| Sr. No. | Disclosure Requirement | Particulars |
|---------|---|---|
| | of issue of non-convertible debentures) | |
| (x) | The proposed time within which the allotment shall be completed | The Deemed Date of Allotment for Debentures |
| (xi) | The names of the proposed allottees and the percentage of post private placement capital that may be held by the, (not applicable in case of issue of non-convertible debentures) | Not Applicable |
| (xii) | The change in control, if any, in the company that would occur consequent to the private placement | Not Applicable |
| (xiii) | The number of persons to whom allotment on preferential basis/ private placement/ rights issue has already been made during the year, in terms of number of securities as well as price | Please refer to Annexure H of this Placement Memorandum |
| (xiv) | The justification for the allotment proposed to be made for consideration other than cash together with valuation report of the registered valuer | Not Applicable |

| Sr. No. | Disclosure Requirement | Particulars | |
|---------|--|--|--|
| (xv) | Amount which the Company intends to raise by way of proposed offer of securities | Means 2000 (Two Thousand) Rated, Listed, Secured, Redeemable Principal Protected Non Convertible Market Linked Debentures Denominated in Indian Rupees of Face Value Of ₹1,00,000 (Rupees One Lakh Only) each, of the aggregate nominal value of upto ₹ 20,00,00,000 (Rupees Twenty Crore Only) with an option to retain oversubscription upto ₹ 100,00,00,000 (Rupees One Hundred Crore Only) on a private placement basis collectively aggregating upto ₹ 120,00,00,000 (Rupees One Hundred And Twenty Crore Only) | |
| (xvi) | Terms of raising of securities: Duration, if applicable, Rate of dividend or rate of interest, mode of payment and repayment | Market Linked Non-Convertible Debentures | |
| | | Duration, if applicable (Tenor) | 805 Days |
| | | Deemed Date of Allotment | Friday, January 06, 2023 |
| | | Final Maturity Date | Friday, March 21, 2025 |
| | | Coupon Rate | N.A. |
| | | Coupon Payment Date(s) | Please refer to Annexure N of this Placement Memorandum |
| | | Default Interest | Please refer to Annexure N of this Placement Memorandum |
| | | Mode of Payment | Please refer to Section 12 of this Placement Memorandum |
| | | Mode of Repayment | Please refer to Section 12 of this Placement Memorandum |
| | | Rating of Debentures | PP-MLD [ICRA] AAA by ICRA Limited |
| | | Redemption Price | Please refer to the Annexure N of this Placement Memorandum |
| | | Day Count Basis | Actual/Actual Basis |
| | | (xvii) | Proposed time schedule for which the private placement offer cum application letter is valid |
| (xviii) | Purposes and objects of the offer | Please refer to the Annexure N of this Placement Memorandum | |
| (xix) | Contribution being made by the promoters | Not Applicable | |

| Sr. No. | Disclosure Requirement | Particulars |
|---------|--|--|
| | or directors either as part of the offer or separately in furtherance of such objects | |
| (xx) | Principle terms of assets charged as security, if applicable | Please refer to the Annexure N of this Placement Memorandum |
| (xxi) | The details of significant and material orders passed by the Regulators, Courts and Tribunals impacting the going concern status of the company and its future operations | Nil |
| (xxii) | The pre-issue and post-issue shareholding pattern of the company | Please refer to the Annexure M of this Placement Memorandum |
| (xxiii) | Mode of Payment for subscription | Please refer to the Section 12 of this Placement Memorandum |
| (xxiv) | Details of default in annual filing of the Company, if any, under the Companies Act, 2013 and the rules made thereunder. | Nil |
| 3. | DISCLOSURES WITH REGARD TO INTEREST OF DIRECTORS, LITIGATION ETC. | |
| (i) | Any financial or other material interest of the directors, promoters or key managerial personnel in the offer and the effect of such interest in so far as it is different | None of the directors, promoters or key managerial personnel has any financial or material interests in the Issue. |

| Sr. No. | Disclosure Requirement | Particulars |
|---------|--|---|
| | from the interests of other persons | |
| (ii) | Details of any litigation or legal action pending or taken by any Ministry or Department of the Government or a statutory authority against any promoter of the offeree company during the last three years immediately preceding the year of the issue of the private placement offer cum application letter and any direction issued by such Ministry or Department or statutory authority upon conclusion of such litigation or legal action shall be disclosed | Not Applicable |
| (iii) | Remuneration of directors (during the current year and last three financial years) | Please refer to Annexure E of this Placement Memorandum |
| (iv) | Related party transactions entered during the last 3 (three) financial years immediately preceding the year of issue of private placement offer cum application letter including with regard to loans made or, | Please refer to Annexure A of this Placement Memorandum |

| Sr. No. | Disclosure Requirement | Particulars |
|---------|--|-------------|
| | guarantees given or securities provided | |
| (v) | Summary of reservations or qualifications or adverse remarks of auditors in the last five financial years immediately preceding the year of issue of private placement offer cum application letter and of their impact on the financial statements and financial position of the company and the corrective steps taken and proposed to be taken by the company for each of the said reservations or qualifications or adverse remark | None |
| (vi) | Details of any inquiry, inspections or investigations initiated or conducted under the Companies Act, 2013 or any previous company law in the last three years immediately preceding the year of issue of private placement offer cum application letter in the case of company and | None |

| Sr. No. | Disclosure Requirement | Particulars |
|---------|--|---|
| | all of its subsidiaries, and if there were any prosecutions filed (whether pending or not) fines imposed, compounding of offences in the last three years immediately preceding the year of the private placement offer cum application letter and if so, section-wise details thereof for the company and all of its subsidiaries | |
| (vii) | Details of acts of material frauds committed against the company in the last three years, if any, and if so, the action taken by the company | NIL |
| 4. | FINANCIAL POSITION OF THE COMPANY | |
| (a) | The capital structure of the company in the following manner in a tabular form | |
| (i) | (A) the authorised, issued, subscribed and paid up capital (number of securities, description and aggregate nominal value); | (A) Please refer to Section 11.3 of this Placement Memorandum |
| | (B) size of the present offer; | Means 2000 (Two Thousand) Rated, Listed, Secured, Redeemable Principal Protected Non Convertible Market Linked Debentures Denominated in Indian Rupees of Face Value Of ₹1,00,000 (Rupees One Lakh Only) each, of the aggregate nominal value of upto ₹ 20,00,00,000 (Rupees Twenty Crore Only) with an option to retain oversubscription upto ₹100,00,00,000 |

| Sr. No. | Disclosure Requirement | Particulars |
|---------|--|---|
| | | (Rupees One Hundred Crore Only) on a private placement basis collectively aggregating upto ₹ 120,00,00,000 (Rupees One Hundred And Twenty Crore Only) |
| | (C) paid up capital: | Please refer to Annexure M of this Placement Memorandum |
| | (D) Share premium account | Please refer to Section 11.3 of this Placement Memorandum |
| (ii) | <p>The details of the existing share capital of the Issuer company in a tabular form, indicating therein with regard to each allotment, the date of allotment, the number of shares allotted, the face value of the shares allotted, the price and the form of consideration.</p> <p>The number and price at which each of the allotments were made in the last one year preceding the date of the private placement offer cum application letter separately indicating the allotments made for considerations other than cash and the details of the consideration in each case</p> | Please refer to Section 11.3 of this Placement Memorandum |

| Sr. No. | Disclosure Requirement | Particulars | | | |
|-------------------------|---|---|--|---|-------------------------------|
| (b) | Profits of the company, before and after making provision for tax, for the three financial years immediately preceding the date of issue of the offer letter. | Standalone: | | | |
| | | Sr. No. | As on March 31, 2022 (IND AS) | As on March 31, 2021 (IND AS) | As on March 31, 2020 (IND AS) |
| | | Profit before tax (₹ in Crore) | 1091.87 | 332.24 | 813.96 |
| | | Profit after tax (₹ in Crore) | 807.98 | 1.36 | 366.29 |
| | | Consolidated: | | | |
| | | Sr. No. | As on March 31, 2022 (IND AS) | As on March 31, 2021 (IND AS) | As on March 31, 2020 (IND AS) |
| | | Profit before tax (₹ in Crore) | 1086.69 | 473.94 | 813.96 |
| | | Profit after tax (₹ in Crore) | 794.71 | 46.02 | 426.53 |
| | | | | | |
| | | (c) | Dividends declared by the Company in respect of the said three financial years; interest coverage ratio for last three years (cash profit after tax plus interest paid/ interest paid) | | FY 2022 |
| Dividends (₹ in Crore) | Nil | | | Nil | 183.90 |
| Interest coverage ratio | NA | | | NA | NA |
| | FY 2022 | | | FY 2021 | FY 2020 |
| Dividends (₹ in Crore) | Nil | | | Nil | 183.90 |
| Interest coverage ratio | NA | | | NA | NA |
| | | | | | |
| (d) | A summary of the financial position of the company as in the three audited balance sheets immediately preceding the date of issue of private placement offer cum application letter | | | Please refer to Annexure A of this Placement Memorandum | |
| | | | | | |
| (e) | Audited Cash Flow Statement for the three years | Please refer to Annexure A of this Placement Memorandum | | | |

| Sr. No. | Disclosure Requirement | Particulars |
|---------|---|-------------|
| | immediately preceding the date of issue of this Placement Memorandum | |
| (f) | Any change in accounting policies during the last three years and their effect on the profits and the reserves of the company | NIL |

2.1 Rating and rating letter not older than 1 (one) month from the date of opening of the Issue:

The debentures have been rated PP-MLD[ICRA] AAA/ Stable by ICRA Limited for an amount of ₹ 2000,00,00,000 (Indian Rupees Two Thousand Crores), vide their letter dated December 08, 2022. Please refer to Annexure C to this Placement Memorandum for the detailed press release along with credit rating rationale adopted by the Credit Rating Agencies.

2.2 Stock Exchanges:

The Debentures are proposed to be listed on the WDM segment of NSE. The Designated Stock Exchange has given its in-principle listing approval for the Debentures proposed to be offered through this Placement Memorandum vide their letter dated January 05, 2023. Please refer to Annexure Q to this Placement Memorandum for the 'in-principle' listing approval from NSE.




The Company shall list the securities within 3 (three) trading days from the Issue Closing Date.

In the event the Debentures are not listed within 3 (three) trading days from the Issue Closing Date, the Company shall pay to the Debenture Holders an additional default interest at the rate of 1% p.a. (one percent per annum) over the Calculated Yield (as defined in disclosure of Cashflow) for the period of delay to the Investor, (i.e. from the Deemed Date of Allotment until such time the Debentures are listed.

The Issuer has created Recovery Expense Fund as specified by SEBI with the Designated Stock Exchange.

2.3 Key intermediaries in relation to the Issue

| | |
|---|---|
| Debenture Trustee  | Catalyst Trusteeship Limited Address: Windsor, 6 th Floor, Office No. 604, C.S.T. Road, Kalina, Santacruz (East), Mumbai – 400098. Tel: +91 (022) 49220502 Fax: +91 (022) 49220505 E-mail: dt@ctltrustee.com Investor Grievance Email: umesh.salvi@ctltrustee.com Website: www.catalysttrustee.com Contact Person: Mr. Umesh Salvi |
|---|---|

| | |
|---|--|
| | SEBI Registration No.: IND000000034 CIN: U74999PN1997PLC110262 |
| Registrar to the Issue  | Link Intime India Private Limited C 101, 247 Park, LBS Marg, Vikhroli(West), Mumbai- 400083 Tel: +91 22 49186000 Fax:+91 22 49186060 Email: rnt.helpdesk@linkintime.co.in Website: www.linkintime.co.in Contact Person: Mr. Ganesh Jadhav |
| Credit Rating Agency  | ICRA Ratings Limited Address: B-710, Statesman House, 148, Barakhamba Road, New Delhi – 110001 Tel: +91-11-23357940-45 Email: info@icraindia.com Website: www.icra.in Contact Person: Ms. Naznin Prodhani SEBI Registration No.: IN/CRA/008/15 CIN: L74999DL1991PLC04274T |
| Auditors   | Name: Kalyaniwalla& Mistry LLP Address: Esplanade House ,29, HazarimalSomani Marg, Fort, Mumbai 400 001 Tel: +91 22 6158 6200 Fax: +91 22 6158 6275 E-mail: roshni.marfatia@kmlp.in Contact Person: Ms. Roshni Marfatia Firm Registration No.: 104607W / W100166 Date of appointment as Statutory Auditor: August 3, 2021 Name: MSKA & Associates Address: 602, Floor 6, Raheja Titanium Western Express Highway, Geetanjali Railway Colony, Ram Nagar, Goregaon I Mumbai 400063. Tel: +91 22 6831 1600 E-mail: swapnilKale@bdo.in Contact Person: Mr. Swapnil Kale |

| | |
|--|--|
| | Firm Registration No.: 105047W Date of appointment as Statutory Auditor: August 3, 2021 |
|--|--|

3 DISCLAIMERS

3.1 Disclaimer in relation to the Placement Memorandum

This Placement Memorandum is neither a prospectus nor a statement in lieu of a prospectus under the Companies Act. This Placement Memorandum is prepared in conformity with the SEBI Regulations and the Companies Act and the rules thereunder. The distribution of this Placement Memorandum and Issue of Debentures to be listed on the WDM segment of the NSE is being made strictly on a private placement basis. This Placement Memorandum is not intended to be circulated to more than 200 persons in the aggregate in a Financial Year and to any person other than an Eligible Investor. Multiple copies hereof given to the same entity shall be deemed to be given to the same person and shall be treated as such. This Placement Memorandum does not constitute and shall not be deemed to constitute an offer or an invitation to subscribe to the Debentures to the public in general. This Placement Memorandum discloses information pursuant to the SEBI Debt Regulations and the Companies Act and the rules made thereunder, as amended from time to time. This Placement Memorandum shall be available on the wholesale debt market segment of the NSE after the final listing of the Debentures. Upon Issue/Bid Closing Date, the Issuer shall issue signed Placement Memorandum to the successful bidders who shall be eligible to make an offer by submission of the completed Application Form under this Placement Memorandum.

This Placement Memorandum has been prepared solely to provide general information about the Issuer to Eligible Investors to whom it is specifically addressed and who are willing and eligible to subscribe to the Debentures. This Placement Memorandum does not purport to contain all the information that any Eligible Investor may require. Further, this Placement Memorandum has been prepared for informational purposes relating to this transaction only and upon the express understanding that it will be used only for the purposes set forth herein.

Neither this Placement Memorandum nor any other information supplied in connection with the Debentures is intended to provide the basis of any credit or other evaluation and any recipient of this Placement Memorandum should not consider such receipt a recommendation to purchase any Debentures. Each Eligible Investor contemplating purchasing any Debentures should make its own independent investigation of the financial condition and affairs of the Issuer, and its own appraisal of the creditworthiness of the Issuer as well as the structure of the Issue. Potential Eligible Investors should consult their own financial, legal, tax and other professional advisors as to the risks and investment considerations arising from an investment in the Debentures and should possess the appropriate resources to analyze such investment and the suitability of such investment to such investor's particular circumstances. It is the responsibility of potential Eligible Investors to also ensure that they will sell these Debentures in strict accordance with this Placement Memorandum and Applicable Laws, so that the sale does not constitute an offer to the public, within the meaning of the Companies Act, 2013. Neither the intermediaries nor their agents nor advisors associated with the Issue undertake to review the financial condition or affairs of the Issuer during the life of the arrangements contemplated by this Placement Memorandum or have any responsibility to advise any Eligible Investor or potential Eligible Investor in the Debentures of any information coming to the attention of any other intermediary. By subscribing to the Issue, Eligible Investors shall be deemed to have acknowledged that the Issuer does not owe them a duty of care in this respect. Accordingly, none of the Issuer's officers (including principal officer and/or its Directors) or employees shall be held responsible for any direct or consequential losses suffered or incurred by any recipient of this Placement Memorandum as a result of or arising from anything expressly or implicitly contained in or referred to in this Placement Memorandum or any information received by the recipient in connection with this Issue.

The Issuer confirms that, as of the date hereof, this Placement Memorandum (including the documents incorporated by reference herein, if any) contains all information that is material in the context of the Issue, is accurate in all material respects and does not contain any untrue statement of a material fact

or omit to state any material fact necessary to make the statements herein, in light of the circumstances under which they are made, and is not misleading. No person has been authorized to give any information or to make any representation not contained or incorporated by reference in this Placement Memorandum or in any material made available by the Issuer to any potential investor pursuant hereto and, if given or made, such information or representation must not be relied upon as having been authorized by the Issuer. The Issuer certifies that the disclosures made in this Placement Memorandum are adequate and in conformity with the SEBI Regulations. Further, the Issuer accepts no responsibility for statements made otherwise than in the Placement Memorandum or any other material issued by or at the instance of the Issuer and anyone placing reliance on any source of information other than this Placement Memorandum for investment in the Issue would be doing so at his own risk. No person has been authorized to give any information or to make any representation not contained or incorporated by reference in this Placement Memorandum or in any material made available by the Issuer to any potential Eligible Investor pursuant hereto and, if given or made, such information or representation must not be relied upon as having been authorized by the Issuer. The legal advisors to the Issuer and any other intermediaries and their agents or advisors associated with the Issue of Debentures have not separately verified the information contained herein. Accordingly, no representation, warranty or undertaking, express or implied, is made and no responsibility is accepted by the legal advisor to the Eligible Investor or any such intermediary as to the accuracy or completeness of the information contained in this Placement Memorandum or any other information provided by the Issuer. Accordingly, the legal advisors to the Issuer and other intermediaries associated with the Issue shall have no liability in relation to the information contained in this Placement Memorandum or any other information provided by the Issuer in connection with the Issue.

The Issuer does not undertake to update the Placement Memorandum to reflect subsequent events after the date of the Placement Memorandum and thus it should not be relied upon with respect to such subsequent events without first confirming its accuracy with the Issuer.

Neither the delivery of this Placement Memorandum nor any Issue made hereunder shall, under any circumstances, constitute a representation or create any implication that there has been no change in the affairs of the Issuer since the date hereof.

This Placement Memorandum and the contents hereof are restricted providing information under the SEBI Debt Regulations for the purpose of inviting applications from the Eligible Investors. An offer of private placement shall be made by the Issuer by way of issue of the signed Placemenent Memorandum to the successful bidders who have been addressed through a communication by the Issuer, and only such recipients are eligible to comply with the relevant regulations/guidelines applicable to them, including but not limited to Operational Guidelines for investing in this Issue. The contents of this Placement Memorandum and any other information supplied in connection with this Placement Memorandum or the Debentures are intended to be used only by those Eligible Investors to whom it is distributed. It is not intended for distribution to any other person and should not be reproduced or disseminated by the recipient.

No invitation is being made to any persons other than the Eligible Investors to whom Application Forms along with this Placement Memorandum have been sent. Any application by a person to whom the signed Placement Memorandum has not been sent by the Issuer shall be rejected without assigning any reason.

Invitations offers, and allotment of the Debentures shall only be made pursuant to this Placement Memorandum. You may not be and are not authorized to (1) deliver this Placement Memorandum or any other information supplied in connection with this Placement Memorandum or the Debentures to any other person; or (2) reproduce in part or full, this Placement Memorandum or any other information supplied in connection with this Placement Memorandum or the Debentures in any manner whatsoever. Any distribution or reproduction of this Placement Memorandum in whole or in part or any public announcement or any announcement to third parties regarding the contents of this Placement Memorandum or any other information supplied in connection with this Placement Memorandum, or the Debentures is unauthorized. Failure to comply with this instruction may result in a violation of the Companies Act, the SEBI Regulations or other Applicable Laws of India and other

jurisdictions. This Placement Memorandum has been prepared by the Issuer for providing information in connection with the proposed Issue described in this Placement Memorandum.

Any person who is in receipt of this Placement Memorandum, including the Eligible Investors, shall not reproduce or distribute in whole or part or make any announcement in public or to a third party regarding the contents without the consent of the Issuer. The recipient agrees to keep confidential all of such information provided (or made available hereafter), including, without limitation, the existence and terms of such transaction, any specific pricing information related to the transaction or the amount or terms of any fees payable to us or other parties in connection with such transaction. This Placement Memorandum may not be photocopied, reproduced, or distributed to others (other than the advisors of the Eligible Investors) at any time without the prior written consent of the Issuer.

This Placement Memorandum does not constitute, nor may it be used for or in connection with, an offer or solicitation by anyone in any jurisdiction in which such offer or solicitation is not authorized or to any person to whom it is unlawful to make such an offer or solicitation. No action is being taken to permit an offering of the Debentures or the distribution of this Placement Memorandum in any jurisdiction where such action is not permitted. Persons into whose possession this Placement Memorandum comes are required to inform themselves about and to observe any such restrictions. The Placement Memorandum is made available to the Eligible Investors in the Issue on the strict understanding that it is confidential.

3.2 Issuer's absolute responsibility

The Issuer, having made all reasonable inquiries, accepts responsibility for and confirms that this Placement Memorandum contains all information with regard to the Issuer and the Issue which is material in the context of the Issue, that the information contained in the Placement Memorandum is true and correct in all material aspects and is not misleading, that the opinions and intentions expressed herein are honestly stated and that there are no other facts, the omission of which make this document as a whole or any of such information or the expression of any such opinion or intentions misleading.

3.3 Disclaimer clause of SEBI

As per the provisions of the SEBI regulations, as amended from time to time, a copy of this Placement Memorandum has not been filed with or submitted to SEBI. It is distinctly understood that this Placement Memorandum should not in any way be deemed or construed to be approved or vetted by SEBI. SEBI does not take any responsibility either for the financial soundness of the Company or for the correctness of the statements made or opinions expressed in this Placement Memorandum.

Specific attention of investors is invited to statement of risk factors contained under Section 2 of this Placement Memorandum. These risks are not, and are not intended to be, a complete list of all risks and considerations relevant to the debentures or investor's decision to purchase the debentures.

3.4 Disclaimer in respect of Rating Agencies

The ratings by the Credit Rating Agency should not be treated as a recommendation to buy, sell or hold the rated Debentures. The Credit Rating Agency rating's are subject to a process of surveillance which may lead to a revision in ratings. Please visit Credit Rating Agency's [www. icra.in](http://www.icra.in) or contact the Credit Rating Agency's office for the latest information on Credit Rating Agency's rating. All information contained herein has been obtained by the Credit Rating Agency from sources believed by it to be accurate and reliable. Although reasonable care has been taken to ensure that the information herein is true, such information is provided 'as is' without any warranty of any kind, and the Credit Rating Agency in particular, make no representation or warranty, express or implied, as to the accuracy, timeliness or completeness of any such information. All information contained herein must be construed solely as statements of opinion and the Credit Rating Agency shall not be liable for any losses incurred by users from any use of this publication or its contents. Most entities whose bank facilities / instruments are rated by the Credit Rating Agency have paid a credit rating fee, based on the amount

and type of bank facilities / instruments.

The rating / outlook may undergo change in case of withdrawal of capital or the unsecured loans brought in in addition to the financial performance and other relevant factors. Please refer to Annexure C of this Placement Memorandum for the credit rating rationale and further details.

3.5 Disclaimer Statement from the Stock Exchanges

As required under the SEBI Regulations, a copy of this Placement Memorandum has been filed with the Designated Stock Exchange. It is to be distinctly understood that submission of this Placement Memorandum to the Designated Stock Exchange should not in any way be deemed or construed to mean that this Placement Memorandum has been reviewed, cleared or approved by the Designated Stock Exchange nor does the Designated Stock Exchange in any manner warrant, certify or endorse the correctness or completeness of any of the contents of this Placement Memorandum, nor does the Designated Stock Exchange warrant that the Issuer's Debentures will be listed or will continue to be listed on the Stock Exchange nor does the Designated Stock Exchange take any responsibility for the soundness of the financial and other conditions of the Issuer, its promoters, its management or any scheme or project of the Issuer. Every person who desires to apply for or otherwise acquire any securities of this Issuer may do so pursuant to independent inquiry, investigation and analysis and shall not have any claim against the Designated Stock Exchange whatsoever by reason of any loss which may be suffered by such person consequent to or in connection with such subscription/ acquisition whether by reason of anything stated or omitted to be stated herein or any other reason whatsoever.

3.6 Disclaimer Statement of the Debenture Trustee

The Debenture Trustee ipso facto does not have the obligations of a borrower or a principal debtor or a guarantor as to the monies paid/invested by investors for the Debentures. Each prospective investor should make its own independent assessment of the merit of the investment in the Debentures and the Company. Prospective investors are required to make their own independent evaluation and judgment before making the investment and are believed to be experienced in investing in debt markets and are able to bear the economic risk of investing in such instruments.

3.7 Disclaimer in respect of the Reserve Bank of India

The Debentures have not been recommended or approved by the RBI nor does RBI guarantee the accuracy or adequacy of this document. It is to be distinctly understood that this document should not, in any way, be deemed or construed that the Debentures have been recommended for investment by the RBI. RBI does not take any responsibility either for the financial soundness of the Issuer, or the Debentures being issued by the Issuer or for the correctness of the statements made or opinions expressed in this document. Potential investors may make investment decision in the Debentures offered in terms of this Placement Memorandum solely on the basis of their own analysis and RBI does not accept any responsibility about servicing/repayment of such investment.

RBI does not accept any responsibility or guarantee about the present position as to the financial soundness of the Company or for the correctness of any of the statements or representations made or opinions expressed by the Company and for discharge of liability by the Company.

Neither is there any provision in law to keep, nor does the Company keep any part of the deposits with the RBI and by issuing the certificate of registration to the Company, the RBI neither accepts any responsibility nor guarantee for the payment of the deposit amount to any depositor.

3.8 Disclaimer Statement from the Company

The Company accepts no responsibility for statements made other than in this Placement Memorandum or any other material expressly stated to be issued by or at the instance of the company in connection with the issue of this series of debentures and that anyone placing reliance on any other source of information would be doing so at their/its own risk.

Investors are advised to read the risk factors carefully before taking an investment decision in this Issue. For taking an investment decision, investors must rely on their own examination of the Issuer and the offer including the risks involved. The securities have not been recommended or approved by the any regulatory authority in India, including the Securities and Exchange Board of India (SEBI) nor does SEBI guarantee the accuracy or adequacy of this document. Specific attention of investors is invited to the statement of 'Risk factors' given on page number 15 under the section 'General Risks'.

The Issuer, having made all reasonable inquiries, accepts responsibility for, and confirms that this Placement Memorandum contains all information with regard to the Issuer and the Issue, that the information contained in the Placement Memorandum is true and correct in all material aspects and is not misleading in any material respect, that the opinions and intentions expressed herein are honestly held and that there are no other facts, the omission of which make this document as a whole or any of such information or the expression of any such opinions or intentions misleading in any material respect.

The Issuer has no side letter with any debt securities holder except the one(s) disclosed in the Placement Memorandum/offer document. Any covenants later added shall be disclosed on the Stock Exchange website where the debt is listed.

3.9 Disclaimer in Respect of Jurisdiction

Issue of these Debentures have been/will be made in India to investors as specified under clause **"Who Can Apply"** in this Placement Memorandum, who have been/shall be specifically approached by the Company. This Placement Memorandum is not to be construed or constituted as an offer to sell or an invitation to subscribe to Debentures offered hereby to any person to whom it is not specifically addressed. Any disputes arising out of this Issue will be subject to the jurisdiction of the courts and tribunals at Chennai. This Placement Memorandum does not constitute an offer to sell or an invitation to subscribe to the Debentures herein, in any other jurisdiction to any person to whom it is unlawful to make an offer or invitation in such jurisdiction.

3.10 Cautionary Note

The Eligible Investors have confirmed that they: (i) are knowledgeable and experienced in financial and business matters, have expertise in assessing credit, market and all other relevant risk and are capable of evaluating, and have evaluated, independently the merits, risks and suitability of purchasing the Debentures, (ii) understand that the Issuer has not provided, and will not provide, any material or other information regarding the Debentures, except as required in terms of the Transaction Documents, (iii) have not requested the Issuer to provide it with any such material or other information except as required in terms of the Transaction Documents, (iv) have not relied on any investigation that any person acting on their behalf may have conducted with respect to the Debentures, (v) have made their own investment decision regarding the Debentures based on their own knowledge (and information they have or which is publicly available) with respect to the Debentures or the Issuer, (vi) have had access to such information as deemed necessary or appropriate in connection with purchase of the Debentures, (vii) are not relying upon, and have not relied upon, any statement, representation or warranty made by any person, other than those as set out under the Transaction Documents, and (viii) understand that, by purchase or holding of the Debentures, they are assuming and are capable of bearing the risk of loss that may occur with respect to the Debentures, including the possibility that they may lose all or a substantial portion of their investment in the Debentures, and they will not look to the Debenture Trustee appointed for the Debentures for all or part of any such loss or losses that they may suffer.

Recipients shall not be entitled to use any of the information otherwise than for deciding whether to invest in the Debentures.

No person including any employee of the Issuer has been authorized to give any information or to make any representation not contained in this Placement Memorandum. Any information or representation not contained herein must not be relied upon as having been authorized by or on behalf of the Issuer.

Neither the delivery of this Placement Memorandum at any time nor any statement made in connection with the offering of the Debentures shall under the circumstances imply that any information/representation contained herein is correct at any time subsequent to the date of this Placement Memorandum. The distribution of this Placement Memorandum or the Application Forms and the offer, sale, pledge or disposal of the Debentures may be restricted by law in certain jurisdictions. Persons into whose possession this Placement Memorandum comes are required by the Issuer to inform themselves about and observe any such restrictions. The sale or transfer of these Debentures outside India may require regulatory approvals in India, including without limitation, the approval of the RBI.

4 ISSUE OF DEBENTURES IN DEMATERIALISED FORM

The Debentures will be issued only in dematerialised form. The Issuer has made arrangements with the Depositories for the issue of the Debentures in dematerialised form. Investors will have to hold the Debentures in dematerialised form as per the provisions of Depositories Act. The DP's name, DP ID and beneficiary account number must be mentioned at the appropriate place in the Application Form. The Issuer shall take necessary steps to credit the Debentures allotted to the depository account of the investor. The Issuer shall ensure the Debentures are credited to the demat accounts of the Debenture Holders within 2 (two) Business Days from the Deemed Date of Allotment.

5 CONSENTS

Catalyst Trusteeship Limited has given its written consent for its appointment (annexed hereto as Annexure B) as Debenture Trustee to the Issue and inclusion of its name in the form and context in which it appears in this Placement Memorandum.

6 FORWARD-LOOKING STATEMENTS

Certain statements in this Placement Memorandum are not historical facts but are "forward-looking" in nature. Forward-looking statements appear throughout this Placement Memorandum, including, without limitation, under the section titled "Risk Factors". Forward-looking statements may include statements concerning the Issuer's plans, financial performance, the Issuer's competitive strengths and weaknesses, and the trends the Issuer anticipates in the industry, along with the political and legal environment, and geographical locations, in which the Issuer operates, and other information that is not historical information.

6.1 The Company may have included statements in this Placement Memorandum, that contain words or phrases such as "will", "would", "aim", "aimed", "will likely result", "is likely", "are likely", "believe", "expect", "expected to", "will continue", "will achieve", "anticipate", "estimate", "estimating", "intend", "plan", "contemplate", "seek to", "seeking to", "trying to", "target", "propose to", "future", "objective", "goal", "project", "should", "can", "could", "may", "will pursue" and similar expressions or variations of such expressions, that may constitute "forward-looking statements". These forward-looking statements involve a number of risks, uncertainties and other factors that could cause actual results, opportunities and growth potential to differ materially from those suggested by the forward-looking statements. These risks and uncertainties include, but are not limited to:

- 6.1.1 General economic and business conditions in India and other countries (including where the Company has a presence);**
- 6.1.2 The impact of the outbreak of COVID-19 on the global, the Company's operations and liquidity and economic environment;**
- 6.1.3 The Company's ability to successfully implement its strategy, its growth and expansion plans and technological changes;**
- 6.1.4 The Company's ability to manage the increased complexity of the risks that the Company faces**

following its rapid growth;

- 6.1.5 **Changes in the value of the Indian Rupee and changes in value of other currencies;**
- 6.1.6 **Changes in Indian or international interest rates, credit spreads and equity market prices;**
- 6.1.7 **Changes in laws and regulations that apply to the Company in India and in other countries where the Company is carrying on business;**
- 6.1.8 **Changes in political conditions in India and in other countries where the Company is carrying on business; and**
- 6.1.9 **Changes in the foreign exchange control regulations in India and in other jurisdictions where the Company is carrying on business.**

The Company undertakes no obligation to update forward-looking statements to reflect events or circumstances after the date thereof. Forward looking statements speak only as of the date of this Placement Memorandum. None of the Issuer, its Directors, its officers or any of their respective affiliates or associates has any obligation to update or otherwise revise any statement reflecting circumstances arising after the date hereof or to reflect the occurrence of underlying events, even if the underlying assumptions do not come to fruition.

In addition, other factors that could cause actual results to differ materially from those estimated by the forward-looking statements contained in this Placement Memorandum include, but are not limited to the general economic and political conditions in India and the other countries which have an impact on the Company's business activities or investments, political or financial instability in India or any other country caused by any factor including any terrorist attacks in India, the United States or elsewhere or any other acts of terrorism world-wide, any anti-terrorist or other attacks by the United States, the monetary and interest rate policies of India, political or financial instability in India or any other country caused by tensions between India and Pakistan related to the Kashmir region or military armament or social unrest in any part of India, inflation, deflation, unanticipated turbulence in interest rates, changes in the value of the Indian Rupee, foreign exchange rates, equity prices or other rates or prices, the performance of the financial markets and level of internet penetration in India and globally, changes in domestic and foreign laws, regulations and taxes, changes in competition and the pricing environment in India and regional or general changes in asset valuations. For a further discussion on the factors that could cause actual results to differ, see the section "*Risk Factors*" contained in this Placement Memorandum.

7 LIMITS ON DISTRIBUTION

This Placement Memorandum and any other information supplied in connection with this Placement Memorandum are not for distribution (directly or indirectly) in any jurisdiction other than India unless the Issuer has intentionally delivered this Placement Memorandum and any other information supplied in connection with this Placement Memorandum in such jurisdiction and even then only for the limited purpose intended by the Issuer. They are not an offer for sale of Debentures, nor a solicitation to purchase or subscribe for Debentures, in any jurisdiction where such offer, sale or solicitation would be unlawful. The Debentures have not been and will not be registered under the laws of any jurisdiction (other than India; to the extent mandatory under Applicable Laws in India). The distribution of the Placement Memorandum in certain jurisdictions may be prohibited by law. Recipients are required to observe such restrictions and neither the Company nor its respective Affiliates accept any liability to any person in relation to the distribution of information in any jurisdiction.

8 PRESENTATION OF FINANCIAL INFORMATION

8.1 Financial Data

In this Placement Memorandum, annual audited standalone and consolidated financial statements of the Company as at and for the years ended 31 March 2020, 2021 and 2022 are herein referred to as the “Standalone Financial Statements” and “Consolidated Financial Statements”. In making an investment decision, investors must rely on their own examination of the Group, the terms of the offering and the financial information contained in this Placement Memorandum. Information in the Standalone and Consolidated Financial Statements is, unless otherwise stated therein, stated in Indian Rupees in “crore”. Unless otherwise specified, financial information that is presented in the rest of the Placement Memorandum has been (i) translated from Indian Rupees in “crore” in the Standalone and Consolidated Financial Statements to Indian Rupees in millions; and (ii) rounded to the nearest million Indian Rupees. One crore is equal to 10 million Rupees and 10 lacs is equal to one million Rupees.

8.2 Non-GAAP Financial Measures

As used in this Placement Memorandum, a non-GAAP financial measure is one that purports to measure historical financial performance, financial position or cash flows. From time to time, reference is made in this Placement Memorandum to such “non-GAAP financial measures”, including EBITDA, or (unless otherwise specified) profit before other income and finance costs, tax expense/benefit, depreciation, amortization and exceptional items and share of profit/loss from joint ventures (net), and net debt, or (unless otherwise specified) non-current borrowings plus current borrowings plus current maturities of long term borrowings plus current maturities of finance lease obligations, if any, minus cash and cash equivalents, bank balances other than cash and cash equivalents and current investments. The Group’s management believes that EBIT, EBITDA, EBITDA/revenue from operations, profit before tax/revenue from operations, net debt, net worth, net debt to equity ratio, average net worth, return on average net worth, return on average capital employed and other non-GAAP financial measures provide investors with additional information about the Group’s performance, as well as ability to incur and service debt and fund capital expenditure, and are measures commonly used by investors.

8.3 Rounding

Certain amounts and percentages included in this Placement Memorandum have been rounded. Accordingly, in certain instances, the sum of the numbers in a column may not equal the total figure for that column.

9 RISK FACTORS

Prospective investors should carefully consider the risk factors relating to the business and the industry described below, together with all other information contained in this Placement Memorandum before making any investment decision relating to the Debentures. These risks and uncertainties are not the only issues that the Company faces; additional risks and uncertainties not presently known to the Company or that are currently believed to be immaterial may also have an adverse effect on the business, results of operations, financial condition or prospects and cause the market price of the Debentures to fluctuate and consequently adversely impact the investment by investors, upon a sale of the Debentures.

Unless specified or quantified in the relevant risk factors set forth below, the Company is not in a position to specify or quantify the financial or other risks mentioned herein.

9.1 Internal Risk Factors

9.1.1 DRR

No DRR is being created for the issue of Debentures in pursuance of this Placement Memorandum. Creation of DRR is not required for the proposed issue of Debentures. Rule 18 (7) of Companies (Share Capital and Debentures) Rules, 2014, states that NBFCs registered with the RBI under Section 45-IA of the RBI (Amendment) Act, 1997, need not create a DRR in respect of privately placed debentures.

9.1.2 Credit Risk

Any lending and investment activity is exposed to credit risk arising from the risk of repayment default by the borrowers and counterparties. The Company has institutionalized a systematic credit evaluation process monitoring the performance of its asset portfolio on a regular and continual basis to detect any material development, and also constantly evaluates the changes and developments in sectors to which it has substantial exposure. The Company also undertakes a periodic review of its entire asset portfolio with a view to determine the portfolio valuation, identify potential areas of action and devise appropriate strategies thereon. The Company follows a conservative provisioning and write-off policy, which is in line with what is prescribed by the RBI.

9.1.3 Contingent Liabilities

The Company's contingent liabilities could adversely affect its financial condition. The quantum of contingent liabilities of the Company as a result of various pending issues is provided below:

| Particulars | As at March 31, 2022(After Merger) | As at March 31, 2021(After Merger) | As at March 31, 2020 (After Merger) | As at March 31, 2020(Before Merger) |
|--|---|---|---|--|
| Contingent Liabilities: | | | | |
| a) Claim against the Company not acknowledged as debt: | | | | |
| - Income Tax matter in dispute* | 8.66 | 8.66 | 8.66 | 0.71 |
| - Sales tax/ VAT / Service Tax matter in dispute* | 525.03 | 516.18 | 499.27 | 494.62 |
| - Legal matter in dispute* | 1.46 | 2.17 | 2.28 | 2.10 |
| b) Bank Guarantees; | 125.29 | 181.54 | 253.99 | 29.69 |
| c) Other money for which the Company is contingently liable Liability towards Letter of Credit (net of margin money) | 403.88 | 158.62 | 1,851.07 | 812.64 |

9.1.4 Non-Performing Assets (NPA)

If the level of NPAs in the Company's portfolio were to increase, its business would suffer. The Gross NPA (%) and Net NPAs (%) of the Company is provided under Annexure L. Corresponding levels of Gross NPA (%) and Net NPAs (%) at the consolidated basis are provided under the Annexure L. The Company is fully complying with the RBI guidelines/directives in connection with provisioning norms. The Company believes that its overall financial profile, capitalization levels and risk management systems provide significant risk mitigation. Further, any negative development (regulatory or otherwise) impacting the ability of our borrowers (esp. borrowers with significant exposure) to perform their obligations under the financing agreements may in turn adversely affect our business, financial performance.

9.1.5 Interest Rate Risk

The Company's business is largely dependent on interest income from its operations. The Company is exposed to interest rate risk principally as a result of lending to customers at interest rates and in amounts and for periods, which may differ from its funding sources (institutional/bank borrowings and debt offerings). The overall management of interest rate risk is carried out through the matching of the maturities of assets and liabilities, as a part of the asset-liability management process.

Despite these efforts, there can be no assurance that significant interest rate movements will not have an effect on its results of operations. Interest rates are highly sensitive to many factors beyond its control, including the monetary policies of the RBI, deregulation of the financial sector in India, domestic and international economic and political conditions, inflation and other factors. Due to these factors, interest rates in India have historically experienced a relatively high degree of volatility.

9.1.6 Access to Capital Markets and Commercial Borrowings

The Company's growth will depend on its continued ability to access funds at competitive rates.

With the growth of its business, the Company is increasingly reliant on funding from the debt capital markets and commercial borrowings. The market for such funds is competitive and its ability to obtain funds at competitive rates will depend on various factors, including its ability to maintain its credit ratings. While its borrowing costs have been competitive in the past due to its credit rating and the quality of its asset portfolio, if the Company was unable to access funds at an effective cost that is comparable to or lower than its competitors, the Company may not be able to offer competitive interest rates for its loans. This may adversely impact its business, its future financial performance. The value of its collateral may decrease, or the Company may experience delays in enforcing its collateral when its customers default on their obligations, which may result in failure to recover the expected value of collateral and adversely affect its financial performance.

9.1.7 Any failure, inadequacy and security breach in our information technology systems may adversely affect our business.

Our business is dependent upon increasingly complex and interdependent information technology systems and as part of our emphasis on data analytics and increasing use of electronic processes in our businesses, we are in the process of our Lakshya 2026 plan which includes upgrading our systems and moving towards digitalising all our functions.

Our Company's operations also rely on the secure processing, storage and transmission of confidential and other information in its computer systems and networks. Our Company's financial, accounting or other data processing systems and management information systems or its corporate website may fail to operate adequately or become disabled as a result of events that may be beyond its control, including a disruption of electrical or communications services. Further, the information available to and received by our Company's management through its existing systems may not be timely and sufficient to manage risks or to plan for and respond to changes in market conditions and other developments in its operations. If any of these systems are disabled or if there are other shortcomings or failures in our Company's internal processes or systems, it may disrupt our Company's business or impact its operational efficiencies and render it liable to regulatory intervention or damage to its reputation. The occurrence of any such events may adversely affect our Company's business, results of operations and financial condition.

In addition, the future success of our Company's business will depend in part on its ability to respond to technological advances and to emerging financing industry standards and practices on a cost-effective and timely basis. The development and implementation of such technology entails significant technical and business risks. There can be no assurance that our Company will successfully implement new technologies effectively or adapt its technology and systems to meet customer requirements or emerging industry standards. If our Company is unable, for technical, legal, financial or other reasons, to adapt in a timely manner to changing market conditions, customer requirements or technological changes, its financial condition could be adversely affected. Any technical failures associated with its information technology systems or network infrastructure, including those caused by power failures and other unauthorised tampering, may cause interruptions or delays in our Company's ability to provide services to its customers on a timely basis or at all, and may also result in added costs to address such system failures and/or security breaches, and for information retrieval and verification.

9.1.8 Our indebtedness and restrictive covenants imposed by our financing agreements could restrict our ability to conduct our business and operations.

Our financing agreements may include covenants and obligations and upon breach of any of them we may be required to immediately repay our borrowings either in whole or in part, together with any related costs.

9.1.9 Risks and restrictions in relation to negative covenants

Under the terms of some of the borrowing agreements/ credit lines, the Company may be required to obtain the prior written consent of the concerned lender prior to the Company entering into any scheme of expansion, merger, amalgamation, compromise or reconstruction or selling, leasing, transferring all or a substantial portion of its fixed and other assets; making any change in ownership or control or constitution of our Company, or in the shareholding or management or majority of directors, or in the nature of business of our Company; or making amendments in the Company's Memorandum and Articles of Association. This may restrict/delay some of the actions / initiatives that our Company may like to take from time to time.

9.1.10 We are exposed to various operational risks including the risk of fraud and other misconduct by employees or outsiders.

Like other financial intermediaries, we are also exposed to various operational risks which include the risk of fraud or misconduct by our employees or even an outsider, unauthorized transactions by employees or third parties, misreporting and non-compliance of various statutory and legal requirements and operational errors.

It may not be always possible to deter employees from the misconduct or the precautions we take to detect and prevent these activities may not be effective in all cases. Any such instances of employee misconduct or fraud, the improper use or disclosure of confidential information, could result in regulatory and legal proceedings and may harm our reputation and also our operations.

9.1.11 We may not be able to attract or retain talented professionals required for our business.

The complexity of our business operations requires highly skilled and experienced manpower. Such highly skilled personnel give us a competitive edge. Further the successful implementation of our growth plans would largely depend on the availability of such skilled manpower and our ability to attract such qualified manpower. We may lose many business opportunities and our business would suffer if such required manpower is not available on time. Though we have appropriate human resource policies in place, we may face the risk of losing our key management personnel due to reasons beyond our control and we may not be able to replace them in a satisfactory and timely manner which may adversely affect our business and our future financial performance.

9.1.12 The Company faces increasing competition from established banks and NBFCs. The successful implementation of our growth plans depends on our ability to face the competition.

We operate in a highly competitive industry. Given the diversity of our businesses, and the products and services offered by us, we face competition from the full spectrum of public sector banks, private sector banks, foreign banks, financial institutions, captive finance affiliates of players in various industries, small finance banks, fintech's (for our consumer loan and other businesses) MFIs and other NBFCs and other private players who are active in infrastructure, real estate and Retail Business including rural business finance, farmer finance, SME loans, urban finance (two wheeler, consumer loans, home loans and LAP). Some of our competitors have greater resources than we do, may be larger in terms of business volume and may have significantly lower cost of funds compared to us. Unlike banks that have access to low cost funds which enables them to enjoy higher margins and / or offer finance at lower rates, NBFCs like ours do not have access to large quantities of low cost deposits, a factor which affects our ability to be competitive. Some of them may also have greater geographical reach, long-standing partnerships and may offer their customers other forms of financing that we may not be able to provide. Competition in our industry depends on, among other things, the ongoing evolution of government and regulatory policies, the entry of new participants, the level of digitization, and the extent to which there is consolidation among banks and financial institutions in India.

Potentially, other banks and NBFCs could compete with us for business as well as procurement of funds at competitive rates. Further, in relation to our farmer finance and two wheeler finance businesses, we

rely on tie-ups with equipment manufacturers and are a preferred financier to them and their dealers. We rely on these relationships to procure customers and effectively sell our services. In the event such equipment manufacturers set up their own in-house financiers or expand their in-house financing capabilities, they may terminate or reduce the extent of their relationship with us, and such in-house financiers may compete with us in providing loans under these businesses. We cannot assure you that we will be able to react effectively to these or other market developments or compete effectively with new and existing players in our increasingly competitive industry and our inability to compete effectively may adversely affect our business.

9.1.13 **Payment of interest or redemption of debt securities**

Our ability to pay interest accrued on the NCDs and/or the principal amount outstanding from time to time in connection therewith would be subject to various factors inter-alia including our financial condition, cash flows, profitability and the general economic conditions in India and in the global financial markets. We cannot assure you that we would be able to repay the principal amount outstanding from time to time on the NCDs and/or the interest accrued thereon in a timely manner or at all. Although our Company will create appropriate security in favour of the Debenture Trustee for the NCD holders on the assets adequate to ensure at least 100.00% security cover for the NCDs, the realisable value of the assets charged as security, when liquidated, may be lower than the outstanding principal and/or interest accrued thereon in connection with the NCDs. A failure or delay to recover the expected value from a sale or disposition of the assets charged as security in connection with the NCDs could expose you to a potential loss. Where the Company has defaulted in payment of interest or redemption of debt securities or in creation of security in accordance with the terms of the Placement Memorandum, any distribution of dividend shall require approval of the debenture trustee.

There was a delay of 1 (one) day in remittance of payment to the bondholders due towards 1st instalment towards partial principal redemption for the non-convertible debentures bearing ISIN INE691I07240, due to the system migration issue. The relevant interest for the delayed period was also made to the bondholders. However, the payment related issue due to system migration is duly resolved. The same was also disclosed to the stock exchange in the disclosure dated 19th October 2022.

9.1.14 **Any adverse developments in the industries in which we operate, may adversely affect our business and results of operations.**

Our principal business segments are (i) Retail Business, comprising of rural business finance, farmer finance, SME loans, urban finance (two wheeler, consumer loans, home loans and LAP), and (ii) Wholesale Business comprising of infrastructure finance and real estate finance. Any adverse developments in the industries we operate in, may adversely affect our business and results of operations. Our asset portfolios include, and will likely continue to include, a high concentration of the foregoing business lines and the success of our lending business is thus dependent on, amongst others:

- the demand for Rural Business Finance in India, including the factors affecting such demand (e.g., changes in Indian regulations and policies affecting utility vehicles, tractors and commercial vehicles, demand for transportation services in India, fuel price and consumer access to financing in the rural market);
- the demand for housing in India and developments in the real estate sector in India, including movement in real estate prices and changes in the legal and regulatory framework governing real estate transactions;
- the commitment of government for infrastructure projects in India;
- any adverse developments in the industry;
- monsoons, failed rains, droughts, floods, natural disasters and calamities;
- regulatory changes, changes in tax policies, adverse court rulings, environment-protection guidelines;

- political events such as loan waivers, subsidies and other schemes announced by central and state governments; and
- other macroeconomic conditions in India and globally.

9.1.15. We are subject to supervision by regulatory authorities and non-compliance with observations made by regulatory authorities during their periodic inspections could expose us to penalties and restrictions.

As an NBFC, we are subject to periodic inspection by the RBI under Section 45N of the Reserve Bank of India Act, 1934 (the “RBI Act”), pursuant to which the RBI inspects our books of accounts and other records for the purpose of verifying the correctness or completeness of any statement, information or particulars furnished to the RBI. Any irregularities found during such investigations by such regulatory authorities could similarly, expose us to warnings, penalties and restrictions.

During the course of finalization of inspection, regulatory authorities share their findings and recommendations with us and give us an opportunity to provide justification and clarifications. Further, such regulatory authorities also seek certain clarifications and share their findings in the ordinary course of business. We have responded to observations made by such authorities and addressed them; however, we cannot assure you that these authorities will not find any deficiencies in future inspections or otherwise/ the authorities will not make similar or other observations in the future. For instance, pursuant to the inspection of our book of accounts for Fiscal 2021, the RBI highlighted certain observations. Our Company (as applicable) has taken all necessary measures to address, resolve and comply with the observations/findings.

9.1.16. We have responsibility towards environmental and social matters, we may face sustainability issues pertaining to environmental and social matters which may impact our operations,

We aim to broaden and deepen the integration of sustainability-related aspects into our operations and have a defined Economic, Social and Governance (“ESG”) framework that guides our business. We understand our responsibility towards the society at large and therefore, our business strategy emphasizes the importance of structured stakeholder engagement processes in order to generate long term value to stakeholders. We are also cognizant of other important sustainability aspects and endeavour to continuously enhance our operations towards factors influencing ESG. However, we cannot assure you that we will be able to identify the opportunities to improve further towards global and national sustainability goals.

9.1.17. We may experience difficulties in expanding our business into new regions and markets in India.

As part of our growth strategy, we continue to evaluate opportunities to expand our business into new markets in and outside India. For our rural business we intend to expand our branch network services in the rural and semi-urban markets of India, as well as additional districts in the states in which we are present. Factors such as competition, customer requirements, regulatory regimes, business practices and customs in these new markets may differ from those in our existing markets, and our experience in our existing markets may not be applicable to these new markets. For instance, a certain states in India have enacted laws to regulate money lending transactions. These laws may provide maximum rate of interest that can be charged. There is ambiguity on whether or not NBFCs are required to comply with the provisions of these state money lending laws. There are severe civil and criminal penalties for non-compliance with the relevant money lending statutes. If it is judicially determined or clarified in law that such statutes apply to NBFCs, our expansion in such states could be hindered.

In addition, as we enter new markets and geographical regions, we are likely to compete with not only other banks and financial institutions but also the local unorganized or semi-organized private financiers, who are more familiar with local regulations, business practices and customs, and have stronger relationships with target customers. As we plan to expand our geographic footprint, our business may also be exposed to additional challenges, including obtaining necessary governmental approvals, identifying and collaborating with local business partners with whom we may have no existing relationship; successfully marketing our products in markets in which we have no familiarity; attracting customers in a market in which we do not have significant experience or visibility; being subject to additional local and/or foreign taxes; attracting and retaining new employees; expanding our technological infrastructure; maintaining standardized systems and procedures; and adapting our marketing strategy and operations to new markets in and outside of India, in which different languages are spoken. To address these challenges, we may have to make significant investments that may not yield desired results or incur costs that we may not be able to recover. Our inability to expand our current operations may adversely affect our business, financial conditions, and results of operations.

9.1.18. We may develop new financial products which may not yield the intended results and which in turn may have an adverse effect on our business, prospects and results of operations.

We may from time to time evaluate the introduction and launch of new financial products. Developing and commercializing a new product can be time consuming, costly and subject to numerous factors, including among others:

- ability to correctly anticipate customer demand and the market for such products;
- ability to develop products in a timely manner and in compliance with regulatory requirements;
- risk that any of our products that maybe under development, if and when fully developed and tested, will not perform as expected;
- delays or unanticipated costs; and
- delay in locating and establishing collaborations with distributors or other channels to distribute our products in our targeted markets.

We cannot assure you that any expenses we incur in developing or distributing such products will be recovered, partially or at all, even if we are successful in launching such products. In the event we fail to successfully and timely develop, and launch new financial products, our business, prospects and results of operations may be adversely affected.

9.1.19. We may make acquisitions of, or investments in, complementary businesses or products, or seek to engage in strategic transactions which may be on terms that may not be commercially advantageous, may require additional debt or equity financing, and may not yield intended results.

We periodically review potential acquisition of products, product rights and complementary businesses and intend to continue to evaluate, potential product or business acquisitions including to expand our geographic presence and product portfolio. Further, we may seek to engage in strategic transactions with third parties, such as tie-ups, joint ventures, restructuring, business combinations, among others. We cannot assure you that we will be able to identify suitable acquisition, strategic transactions or investment opportunities. To the extent that we do identify opportunities that we believe to be suitable, we cannot assure you that we will be able to reach an agreement, that the terms we may agree to will be commercially advantageous to us, or that we will be able to successfully consummate such investments, acquisitions or transactions even after definitive documents have been signed.

9.1.20. Our risk management measures may not be fully effective in mitigating our risks in all market environments or against all types of risks, which may adversely affect our business and financial performance.

We are exposed to a variety of risks, including liquidity risk, interest rate risk, credit risk, operational risk and legal risk. The effectiveness of our risk management is limited by the quality and timeliness of available data. Our hedging strategies and other risk management techniques may not be fully effective in mitigating our risks in all market environments or against all types of risk, including risks that are unidentified or unanticipated such as the risk of employee or human error. Some methods of managing risks are based upon observed historical market behaviour. As a result, these methods may not predict future risk exposures, which could be greater than the historical measures indicated. Other risk management methods depend upon an evaluation of information regarding markets, customers or other matters. This information may not in all cases be accurate, complete, current, or properly evaluated. Management of operational, legal or regulatory risk requires, among other things, policies and procedures to properly record and verify a number of transactions and events.

Some of our borrowers may not have any credit history supported by tax returns, bank or credit card statements, statements of previous loan exposures, or other related documents, have limited formal education, and may only be able to furnish limited information for us to assess their creditworthiness accurately. In addition, we may not receive updated information regarding any change in their financial condition or may receive inaccurate or incomplete information as a result of any fraudulent misrepresentation. It is, therefore, difficult to carry out credit risk analysis on our borrowers. Although we have established policies and procedures, they may not be fully effective. Our future success will depend, in part, on our ability to respond to new technological advances and evolving NBFCs, standards and practices in the sectors we cater to, on a cost-effective and timely basis. The development and implementation of standards and practices entails significant technical and business risks. We cannot assure you that we will successfully implement new technologies or adapt our transaction-processing systems to customer requirements or evolving market standards.

9.1.21. We may face asset-liability mismatches, which could affect our liquidity and consequently may adversely affect

We may face potential liquidity risks because our assets and liabilities mature over different periods. As is typical for NBFCs, we meet a portion of our funding requirements through short-term funding sources, such as by issuing commercial paper, short-term loans from banks. The majority of our loan assets, however, mature over the medium term. There are stipulated limits for mismatches in the different time buckets in the statement of structural liquidity for NBFCs, which the company continuously monitors and endeavours to stay within. However, our inability to accurately forecast our cash inflows and cash outflows and based on it obtain additional credit facilities or renew our existing credit facilities or fund long term assets in a regulatory compliant, timely and cost-effective manner or at all may lead to negative mismatches between our assets and liabilities, which in turn may adversely affect our operations and profitability and even solvency.

9.1.22. There are outstanding litigation pending against us, which, if determined adversely, could affect our business, results of operations and financial condition.

Our Company, Promoter and our Directors are party to legal proceedings. These legal proceedings are pending at different levels of adjudication before various courts, tribunals and statutory, regulatory and other judicial authorities in India, and, if determined against us, could adversely affect our business, results of operations and financial condition. We can give no assurance that these legal proceedings will be decided in our favour or that no further liability may arise from these claims in the future.

Should any new developments arise, such as any change in applicable Indian law or any rulings against us by appellate courts or tribunals, we may need to make provisions in our financial statements that

could increase expenses and current liabilities, which could adversely affect our results of operations.

9.1.23. Fluctuations in the market values of our investments and other asset portfolio could adversely affect our result of operations and financial condition.

We maintain a portfolio of investments, which includes government securities, corporate debt securities, certificates of deposits and various mutual fund units. Any financial turmoil in the financial markets has the ability to adversely impact the economic activity in India and globally. Continued deterioration of the credit and capital markets could result in volatility of our investment earnings and impairments to our investment and asset portfolio, which could adversely affect our reported income and financial condition.

9.2 External Risk Factors

9.2.1 Material changes in Regulations to which the Company is subject could cause the Company's business to suffer

NBFCs in India are subject to detailed supervision and regulation by the RBI. NBFCs not accepting public deposits are exempt from most such provisions. The Company is subject generally to changes in Indian law, as well as to changes in Government regulations and policies and accounting principles. The RBI also requires the Company to make provisions in respect of NPAs. The provision made is equal to or higher than that prescribed under the prudential norms. Any changes in the regulatory framework affecting NBFCs including the provisioning for NPAs or capital adequacy requirements could adversely affect the profitability of the Company or its future financial performance, by requiring a restructuring of its activities, increasing costs or otherwise.

9.2.2 Changes in Government policies may impact the performance of the non-banking financial sector, which may in turn affect the Company

The policy and institutional framework in the non-banking financial sector have been continuously evolving, while the reform process in the non-banking financial sector is an accepted and irreversible phenomenon. The Company constantly monitors the regulatory framework and evaluates the risk of policy changes to create appropriate mechanisms for dealing with policy risks. Although the Company believes that policy and regulatory reforms will continue to move in the right direction, the precise nature and pace of policy and regulatory change will have an impact on its growth and financial results.

9.2.3 Risk of competition in lending and resource raising could cause the Company's business to suffer

Despite increasing competition, the Company has already established a strong presence in the NBFC business in India. The Company offers a gamut of financial products and services catering to business segments such as infrastructure, real estate and Retail Business including rural business finance, farmer finance, SME loans, urban finance (two wheeler, consumer loans, home loans and LAP) catering to varied cross section of customers. The management believes that the Company's brand equity, reach and strategic alliances along with its resource base would provide the necessary strength to perform well in a competitive market.

On the resource raising front, the Company with its strong financial profile, underpinned by capitalisation levels and sound risk management systems would continue to attract investors to invest in its bonds and debentures. The Company has diversified its resource profile and its investor base includes sizeable number of provident funds, pension funds, other retirement benefit funds apart from traditional investors like commercial banks, mutual funds and insurance companies.

9.2.4 A slowdown in financing sector/ slowdown in economic growth in India could cause the Company's business to suffer

The Company's performance and the quality and growth of its assets are necessarily dependent on the health of the overall Indian economy and it is specifically linked to the growth of financing sector. A slowdown in the Indian economy/ slowdown in financing sector could adversely affect its business, including its ability to grow its asset portfolio, the quality of its assets, and its ability to implement its strategy. India's economy could be adversely affected by a general rise in interest rates, or various other factors affecting the growth of industrial, manufacturing and services sector or general down trend in the economy.

9.2.5 Political instability or changes in the Government could delay further liberalization of the Indian economy and adversely affect economic conditions in India generally, which could impact the Company's financial results and prospects.

Political instability could arise due to several reasons. Any political instability in the country could impact our business.

The role of the Government (both Central and State) in the Indian economy has remained significant over the years. There can be no assurance that these liberalization policies will continue in the future. The rate of economic liberalization could change, and specific laws and policies affecting financial services companies, foreign investment, currency exchange rates and other matters affecting investments in Indian companies could change as well. A significant change in India's economic liberalization and deregulation policies could disrupt business and economic conditions in India, thus affecting our business.

9.2.6 Terrorist attacks, civil unrest and other acts of violence or war involving India and other countries could adversely affect the financial markets and the Company's business

Terrorist attacks and other acts of violence or war may negatively affect our business and may also adversely affect the worldwide financial markets. These acts may also result in a loss of business confidence. In addition, any deterioration in relations between India and its neighbouring countries might result in investor concern about stability in the region, which could adversely affect our business.

India has also witnessed civil disturbances in recent years and it is possible that future civil unrest as well as other adverse social, economic and political events in India could have a negative impact on us. Such incidents could also create a greater perception that investment in Indian companies involves a higher degree of risk and could have an adverse impact on our business and the market price of our NCDs.

9.2.7 Risk of illiquidity/ low trading volume in the secondary bond market

There can be no assurance that an active market for the NCDs will develop. If an active market for the NCDs fails to develop or be sustained, the liquidity and market prices of the NCDs may be adversely affected. The market price of the NCDs would depend on various factors inter alia including (i) the interest rate on similar securities available in the market and the general interest rate scenario in the country, (ii) the market for listed debt securities, (iii) general economic conditions, and (iv) our financial performance, cash flows, growth prospects and results of operations. The aforementioned factors may adversely affect the liquidity and market price of the NCDs and/or be remain, which may trade at a discount to the price at which you purchase the NCDs and/or be relatively illiquid for a prolonged period with no buyers for our NCDs in the market.

9.2.8 Any downgrading of India's sovereign rating by an international rating agency (ies) may affect our business and our liquidity to a great extent.

Any adverse revision to India's credit rating for domestic and international debt by international rating agencies may adversely impact our ability to raise additional financing and the interest rates and other commercial terms at which such additional financing is available. This could have an adverse effect on our financial performance and our ability to obtain financing to fund our growth on favorable terms, or

at all.

9.2.9 Force Majeure

If, for reasons beyond the control of the Issuer, the performance of the Issuer's obligations under the Debentures is prevented by reason of force majeure, including but not limited to an act of state or situations beyond the reasonable control of the Issuer, occurring after such obligation is entered into, or has become illegal or impossible in whole or in part or in the exercising of its rights, the Issuer may at its discretion and without obligation to do so, redeem and/or arrange for the purchase of all or some of the Debentures (as more particularly described under this Offer Document and in Transaction Documents).

9.2.10 Financial difficulties and other problems in certain financial institutions in India could cause our Company's business to suffer and adversely affect our Company's results of operations.

Our Company is exposed to the risks of the Indian financial system, which in turn may be affected by financial difficulties and other problems faced by certain Indian financial institutions. Our Company can also be affected by the financial difficulties faced by certain Indian financial institutions because the commercial soundness of many financial institutions may be closely related as a result of credit, trading, clearing or other relationships. This risk, which is commonly referred to as "systemic risk", may adversely affect financial intermediaries, such as clearing agencies, banks, securities firms and exchanges which exposes our Company to the systemic risks faced by entities operating in the Indian financial system. There has been a trend towards consolidation with weaker banks and NBFCs merging with stronger entities. Any instability in or any difficulties faced by the Indian financial system could create an adverse market perception in relation to Indian financial institutions, banks and the NBFCs. This, in turn, could adversely affect our Company's business and future financial performance.

9.3 Risks in relation to Debentures

9.3.1 The Debentures may not be a suitable investment for all purchasers.

Potential Investors should ensure that they understand the nature of the Debentures and the extent of their exposure to risk, that they have sufficient knowledge, experience and access to professional advisers to make their own legal, tax, accounting and financial evaluation of the merits and risks of investment in the Debentures and that they consider the suitability of the Debentures as an investment in the light of their own circumstances and financial condition.

9.3.2 Risks in relation to this Issue

There is no guarantee that the Debentures issued pursuant to this Issue will be listed on the Stock Exchanges in a timely manner, or at all.

The Company intends to list the Debentures on the WDM segment of the Stock Exchanges. In accordance with Indian law and practice, permissions for listing and trading of the Debentures issued pursuant to this Issue will not be granted until after the Debentures have been issued and allotted. Approval for listing and trading will require all relevant documents authorising the issuing of Debentures to be submitted. There could be a failure or delay in listing the Debentures on the Stock Exchanges. Any failure or delay in obtaining the approval would restrict an investor's ability to trade in the Debentures.

9.3.3 Any downgrading in credit rating of the Debentures may affect the value of the Debentures

The Debentures proposed to be issued pursuant to this Placement Memorandum have been rated PP-MLD AAA/Stable by ICRA Limited. The Issuer cannot guarantee that the ratings on the Debentures will

not be downgraded. A downgrade in the credit ratings may lower the value of the Debentures. Any downgrade of our credit ratings would increase borrowing costs and constraint our access to capital and debt markets and, as a result, would negatively affect our net interest margin and our business. In addition, downgrades of our credit ratings could increase the possibility of additional terms and conditions being added to any additional financing or refinancing arrangements in the future.

9.3.4 Payments to be made on the NCDs will be subordinated to certain tax and other liabilities preferred by law. In the event of bankruptcy, liquidation or winding-up, there may not be sufficient assets remaining to pay amounts due on the NCDs.

The NCDs will be subordinated to certain liabilities preferred by law such as the claims of the Government on account of taxes, and certain liabilities incurred in the ordinary course of our business. In particular, in the event of bankruptcy, liquidation or winding-up, our Company's assets will be available to pay obligations on the NCDs only after all of those liabilities that rank senior to these NCDs have been paid as per Section 326 of the Companies Act, 2013. In the event of bankruptcy, liquidation or winding-up, there may not be sufficient assets remaining to pay amounts due on the NCDs.

9.3.5 Uncertain/ limited or sporadic trading market

The Issuer intends to list the Debentures on the WDM segment of the NSE after giving prior notice to the Debenture Trustee. The Issuer cannot provide any guarantee that the Debentures will be frequently traded on the NSE and that there would be any market for the Debentures.

9.3.6 Potential purchasers and sellers of the Debentures should be aware that they may be required to pay taxes in accordance with the laws and practices of India.

Payment or delivery of any amount due in respect of the Debentures may be subject to deduction of all applicable taxes, duties or other withholdings. Potential investors who are in any doubt as to their tax position should consult their own independent tax advisers to ascertain tax impact. In addition, potential investors should be aware that tax regulations and their application by the relevant taxation authorities change from time to time.

9.3.7 Maintenance of security cover or full recovery of the security in case of enforcement.

As the Debentures will be subordinated to certain liabilities preferred by law, in the event of bankruptcy, liquidation or winding-up, there may not be sufficient security cover remaining to pay amounts due to the Debenture Holders, which could expose the Debenture Holders to a potential loss.

Model Risk: Valuation of financial instruments/securities such as market linked debentures is usually carried out using mathematical models. Model risk is a type of risk that occurs when a mathematical model used to value a financial instrument/security performs inadequately or fails, leading to unintended and/or adverse outcomes. The value of MLDs referred to in this Offer Document is also calculated using a mathematical model. Though the mathematical model used for the MLDs does not involve derivative exposures or hedging, it is possible that the returns from the MLDs may significantly differ from the returns predicted by the mathematical model.

Credit Risk faced by Investor: In the case of principal protected market linked debentures, the principal amount is subject to the credit risk of the Issuer whereby the investor may or may not recover all or parts of the funds in case of

default by the Issuer.

10 DOCUMENTS SUBMITTED/ TO BE SUBMITTED TO DESIGNATED STOCK EXCHANGE / DEBENTURE TRUSTEE

10.1 The following documents shall be submitted to the NSE along with the listing application:

- 10.1.1 Memorandum and Articles of Association.
- 10.1.2 Certificate of Registration No. B.05.06200 dated May 4, 2017 issued by RBI, under section 45 IA of the Reserve Bank of India Act, 1934.
- 10.1.3 Certified true copy of resolution passed by the Board of Directors of the Company at its meeting dated March 28, 2022, according approval for borrowing by the committee of directors up to the limit approved by the shareholders under section 180(1) of the Companies Act from time to time.
- 10.1.4 Certified true copy of the resolution passed by the shareholders of the Company at the extra-ordinary general meeting held on April 12, 2021 authorizing the Company to borrow, on such terms and conditions as the board and/ or committee of directors may determine, up to the limit of ₹ 1,25,000 Crore (Indian Rupees Seventy Thousand Crore Only).
- 10.1.5 Copies of Annual Report(s) of the Company for the last 3 (three) years; Financial Years 2019-20, 2020-21 and 2021-22 at <https://www.ltfs.com/companies/Int-finance/investors.html>
- 10.1.6 Copy of letter dated December 08, 2022 from ICRA for an amount of ₹ 2000,00,00,000 (Indian Rupees Two Thousand Crores only) (copies collectively annexed as Annexure C).
- 10.1.7 Letter from Catalyst Trusteeship Limited giving consent for acting as the Debenture Trustee (copy annexed as Annexure B).
- 10.1.8 Copies of the agreements executed with the Depositories.
- 10.1.9 Copy of the Listing Agreement with the Stock Exchanges.

The above documents will be available for inspection before the issue between 9.30 a.m. and 5.00 p.m. on all working days (i.e., Monday to Friday) in Mumbai at the following office of the Company mentioned below:

L& T Finance Limited
Brindavan, CST Road, Kalina,
Santacruz (East), Mumbai- 400 098

10.2 The following documents have been/shall be submitted to the Debenture Trustee in electronic form (soft copy) on or before the allotment of the Debentures:

- 10.2.1 Memorandum and Articles of Association of the Issuer and necessary resolution(s) for the allotment of the Debentures.
- 10.2.2 Copy of last 3 (three) years audited annual reports of the Company.
- 10.2.3 Statement containing particulars of, dates of, and parties to all material contracts and agreements.

- 10.2.4 **Latest audited / limited review half yearly consolidated (wherever available) and standalone financial information (profit & loss statement, balance sheet and cash flow statement) and auditor qualifications, if any.**

An undertaking to the effect that the Issuer would, until the redemption of the debt securities, submit the details mentioned in point (D) above to the Debenture Trustee within the timelines as mentioned in simplified listing agreement issued by SEBI vide circular number SEBI/IMD/BOND/1/2009/11/05 dated May 11, 2009 as amended from time to time, for furnishing / publishing its half yearly/ annual result. Further, the Issuer shall within 180 (one hundred and eighty) calendar days from the end of the financial year, submit a copy of the latest annual report to the Debenture Trustee and the Debenture Trustee shall be obliged to share the details submitted under this clause with all 'Qualified Institutional Buyers' and other existing debenture-holders within 2 (two) Business Days of their specific request.

11 ISSUER INFORMATION

11.1 Issuer Information

| | |
|---|---|
| Issuer Name | L&T Finance Limited |
| Date of Incorporation | 16 June 2011 |
| Registered office & Corporate Office | <p>Registered Office</p> <p>L&T Finance Limited, 15th Floor, PS SRIJAN Tech Park, Plot No 52, Block DN, Sector-V, Salt Lake City, Kolkata – 700 091, District 24-Parganas North, India.</p> <p>Tel: +91 33 – 6611 1800</p> <p>E-mail: investorgrievances@ltfs.com</p> <p>Website: www.ltfs.com</p> <p>PAN No.: AACCA1963B</p> <p>LEI No.: 3358004EZG8QJSJOAC830</p> <p>Corporate and Head Office</p> <p>L&T Finance Limited, Brindavan, Plot No. 177, C.S.T. Road, Kalina, Santacruz (East), Mumbai – 400098, Maharashtra, India.</p> <p>Tel: +91 22 6212 5000</p> <p>Fax: +91 22 6212 5553</p> <p>E-mail: investorgrievances@ltfs.com</p> <p>Website: www.ltfs.com</p> <p>Branch Office</p> <p>5th and 6th Floor Floor, A Wing, Kgn Towers, 62 Ethiraj Salai (Commander-In-Chief Road), Egmore, Chennai 600015</p> |
| Compliance officer for the Issue | <p>Ms. Apurva Rathod</p> <p>Company Secretary and Compliance Officer</p> |

| | |
|---|---|
| | <p>Brindavan Building, Plot No 177, Vidyanagari Marg, CST Road, Kalina, Santacruz I, Mumbai 400 098</p> <p>Tel: +91 022 6212 5000</p> <p>Fax: +91 022 6212 5553</p> <p>E-mail: investorgrievances@ltfs.com</p> |
| Chief Financial Officer of the Company | <p>Mr. Keshav Kant Loyalka</p> <p>Chief Financial Officer</p> <p>Brindavan Building, Plot No 177, Vidyanagari Marg, CST Road, Kalina, Santacruz I, Mumbai 400 098</p> <p>Tel: +91 022 6212 5000</p> <p>Fax: +91 022 6212 5553</p> <p>E-mail: investorgrievances@ltfs.com</p> |
| Company Secretary of the Company | <p>Ms. Apurva Rathod</p> <p>Company Secretary and Compliance Officer</p> <p>Brindavan Building, Plot No 177, Vidyanagari Marg, CST Road, Kalina, Santacruz I, Mumbai 400 098</p> <p>Tel: +91 022 6212 5000</p> <p>Fax: +91 022 6212 5553</p> <p>E-mail: investorgrievances@ltfs.com</p> |
| Trustee of the Issue | <p>Catalyst Trusteeship Limited</p> <p>Address: Windsor, 6th Floor, Office No. 604, C.S.T. Road, Kalina, Santacruz (East), Mumbai – 400098.</p> <p>Tel: +91 (022) 49220502</p> <p>Fax: +91 (022) 49220505</p> <p>E-mail: dt@ctltrustee.com</p> <p>Investor Grievance Email: umesh.salvi@ctltrustee.com</p> <p>Website: www.catalysttrustee.com</p> <p>Contact Person: Mr. Umesh Salvi</p> <p>SEBI Registration No.: IND0000000034</p> <p>CIN: U74999PN1997PLC110262</p> |
| Registrar of the Issue | <p>Link Intime India Private Limited</p> <p>C 101, 247 Park, L B S Marg, Vikhroli West, Mumbai 400 083.</p> <p>Tel: +91 22 49186000</p> <p>Fax: +91 22 49186060</p> <p>Email: rnt.helpdesk@linkintime.co.in</p> |

| | |
|-------------------------------|---|
| | Email: bonds.helpdesk@linkintime.co.in Website: www.linkintime.co.in |
| Credit Rating Agency | ICRA Ratings Limited Address: B-710, Statesman House, 148, Barakhamba Road, New Delhi – 110001 Tel: +91-11-23357940-45 Email: info@icraindia.com Website: www.icra.in Contact Person: Ms. Naznin Prodhani SEBI Registration No.: IN/CRA/008/15 CIN: L74999DL1991PLC04274T |
| Auditors of the Issuer | Name: Kalyaniwalla & Mistry LLP Address: Esplanade House ,29, HazarimalSomani Marg, Fort, Mumbai 400 001 Tel: +91 22 6158 6200 Fax: +91 22 6158 6275 E-mail: roshni.marfatia@kmlp.in Contact Person: Ms. Roshni Marfatia Firm Registration No.: 104607W / W100166 Name: MSKA & Associates Address: 602, Floor 6, Raheja Titanium Western Express Highway, Geetanjali Railway Colony, Ram Nagar, Goregaon I Mumbai 400063. Tel: +91 22 6831 1600 E-mail: swapnilKale@bdo.in Contact Person: Mr. Swapnil Kale Firm Registration No.: 105047W |

11.2 A brief overview of the business/activities of the Issuer and its subsidiaries and their line of business

11.2.1 Overview of the Issuer

Our Company was incorporated at Kolkata as Apeejay Finance Group Private Limited on November 24, 1993 as a private limited company under the Companies Act, 1956, as amended, with registration no. 2160810 and was granted a certificate of incorporation by the Registrar of Companies, West Bengal at Kolkata ("RoC"). Upon conversion of our Company from private limited to public limited, the name of our Company was changed to Apeejay Finance Group Limited and a fresh certificate of incorporation consequent upon change of name was granted by the RoC on February 14, 1994. The name of our Company was further changed to Family Credit Limited and a fresh certificate of incorporation was granted by the ROC on July 12, 2007. The name of our Company was further changed to L&T Finance Limited and a fresh certificate of incorporation was granted by the ROC on March 17, 2017 pursuant to the scheme of amalgamation effective from February 13, 2017. Our Company is registered as a non-

deposit accepting non-banking financial company with the Reserve Bank of India under Section 45-IA of the Reserve Bank of India Act, 1934 bearing registration number B-05.06200.

The National Company Law Tribunal ("NCLT"), Mumbai, vide order dated March 15, 2021 received on March 16, 2021, and the NCLT Kolkata vide order dated March 19, 2021 received on March 24, 2021 (collectively, the "Sanction Orders"), have approved the Scheme by way of merger by absorption between L&T Housing Finance Limited ("LTHFL") and L&T Infrastructure Finance Company Limited ("LTIFC") with the Company under sections 230 to 232 of the Companies Act, 2013 ("Scheme") and subsequent approval by the Board of Directors of the Company, the Scheme has been made effective from April 12, 2021.

11.2.2 Registration

Corporate Identification Number: U65910WB1993FLC060810 issued by the RoC and LEI No.:3358004EZG8QSOAC830. Our Company holds a certificate of registration dated September 03, 2007 bearing number B.05.06200 issued initially by the RBI to carry on the activities of a NBFC under section 45 IA of the RBI Act, 1934 and pursuant to the change of the name of our Company to L&T Finance Limited, a fresh certificate of registration dated May 04, 2017 bearing number B-05.06200 has been issued by RBI in lieu of the earlier certificate.

11.2.3 A brief summary of the business/ activities of the Issuer's subsidiaries with the details of branches or units if any and its line of business

The Company is a part of the larger L&T group which is one of the leading business conglomerates in India, with presence across infrastructure, power, heavy engineering, electrical and automation, hydrocarbons, IT and technology services, financial services, project development, metallurgical and material handling, realty, shipbuilding, construction equipment, machinery and industrial products sectors. L&T entered into the financial services business in 1994. The Company is one of the leading non-banking financial services companies in India in terms of total loans outstanding, as of [March 31, 2021]. The Promoter of the Company is registered with the RBI as a non-banking finance company – core investment company conducting business through its wholly-owned subsidiaries.

L&T Finance Limited, a subsidiary of L&T Finance Holdings Limited is one of the premier diversified NBFCs in the country, with product offerings in retail finance catering to various segments. The Company was originally set up as 'Apeejay Finance Group Private Ltd' by ApeejaySurrendra Group in November 1993 and was incorporated as a private limited company under the Companies Act, 1956 for financing of four wheelers in the retail segment.

The Company was acquired by L&T Finance Holdings Limited on December 31, 2012 from Societe Generale Consumer Finance, France with a view to synergize with the comprehensive range of financial products/ services provided by L&T Financial Services. The Company has adapted well to the changing market dynamics to turn profitable. Like the rest of L&T enterprises, the Company is professionally managed.

The Company was registered with the RBI under Section 45-IA of the RBI Act, as a non-banking financial institution accepting public deposits vide certificate of registration no.05.02974 dated October, 27, 1998 which was subsequently converted to a non-public deposit taking company having a fresh certificate of registration bearing No. 05.06200 dated February 19, 2004. Based on the revised regulatory framework prescribed by the RBI for NBFCs, the Company was re-classified under the category "Loan Company NonDeposit Taking" by RBI.

In the year 2016, the promoter streamlined and reorganized its financing business into three primary business segments, i.e., rural, infrastructure and housing with return on equity as an important performance metric. As part of an internal restructuring exercise within the wholly owned subsidiaries of the parent company, L&T Finance Holdings Limited, effective from February 13, 2017 two of the group companies, L&T Finance Limited (LTF) and L&T FinCorp Limited (LTFC) got amalgamated with

Family Credit Limited. Further, consequent to the amalgamation and receipt of relevant regulatory approvals, the name of the Company was changed from 'Family Credit Limited' to 'L&T Finance Limited' as per the amended certificate of incorporation dated March 17, 2017. Further, after the amalgamation, the Company continues to be a wholly owned subsidiary of L&T Finance Holdings Limited. L&T Housing Finance Limited offering a wide range of housing finance products like home loans, balance transfer, home improvement/extension loans, composite loans, loans against property, LRD, etc. predominantly across the middle and premium segments and L&T Infrastructure Finance Company Limited having principal verticals as Infrastructure finance Business and Real Estate Finance Business got amalgamated with L&T Finance Limited. The existing businesses of the transferee companies continued to be carried out in the Company.

Consequent upon the change of the name of the Company from "Family Credit Limited" to "L&T Finance Limited", the Company filed an application with the RBI for the issuance of a fresh certificate of registration along with the required documents. Thus, RBI issued a fresh certificate of registration under Section 45-IA of the Reserve Bank of India Act, 1934, as a Non deposit taking Non-banking financial institution having certificate No. B-05.06200 dated May 4, 2017.

The Company is one of the leading non-banking financial Company in India with total adjusted loans and advances outstanding aggregating to ₹ 81,799 Crore as of March 31, 2022.

Our Company has in line with the group strategy of LTFS Lakshya 2026 taken steps towards creating a digitally enabled retail finance company and accordingly our business segments have been categorised to align with the group strategy. Our primary business comprises of two broad segments i.e., Retail Business and Wholesale Business

Our Retail Business comprises of rural business finance which includes primarily our micro loans business; farmer finance which includes tractor loans and urban finance which includes products like two-wheeler finance, consumer loans, home loans and loan against property. Recently, we have launched a new product as SME (Small and Medium Enterprises) including loans to professionals and mid-size entrepreneurs. Our Wholesale Business includes real estate finance and infrastructure finance to large corporates.

Disbursement Summary for FY 2022

| Segment | Amount (Rs. In Crore) |
|--------------------------|-----------------------|
| Farmer Finance | 5,152 |
| Rural Business Finance | 9,950 |
| Urban Finance | |
| - 2 Wheeler Finance | 5,084 |
| - Consumer Finance | 2,254 |
| - Home Loans (Incl. LAP) | 2,399 |
| Loans To SME | 62 |

| | |
|---------------------------------|--------|
| Wholesale Finance | |
| - Real Estate Finance | 1,617 |
| - Infrastructure Finance ex IDF | 10,683 |

The Company has a robust sourcing, underwriting, receivables, collection and operational model commensurate with the size and risk of the respective underlying asset class. In the last few years, the Company has built a strong market presence through its unique business model and deep understanding of its customers. It continues to serve its customers through its pan-India network of branches.

Their operations are spread throughout India and we have 198 branches in 216 cities across 21 states and 1 union territory, as of March 31, 2022. In addition, for our micro loans business we have 1,524 meeting centres covering 311 districts across 16 states in India, as of March 31, 2022.

Please refer to **Annexure D** for consolidated list of branches for merged entities.

Our Strengths

Customer-centric approach driven by scalable digital solutions and automation

We are a digital enabled finance company and have been an early adopter of scalable digital solutions in order to improve customer experience and/or operational efficiencies. Use of digital channels and data analytics, a journey our Company started way back in 2016, has enabled us respond to market expectations and to cater to a geo-agnostic customer across the nation. Whether for customer profile identification, credit evaluation, collection efficiency and analysis, customer retention and cross selling, our technical acumen in deploying digital solutions and analytics has helped us drive scale, build efficiencies and enhance our access to customers in geographical regions where we previously did not have a significant physical presence.

We keenly believe in the benefits of digitization, both for customer-facing activities as well as throughout our broader operations. We entail the use of technology at every possible step of the loan, spanning underwriting, analytics-based decision-making, real-time integration with credit bureaus, GPS tagging, mobile-based fraud risk management and others. We have also used analytics and bureau information to strengthen our collections processes. Our proprietary 'PLANET by L&T Finance' application has been designed with the aim of making the customer journey seamless, with simple and easy-to-understand process / steps / journeys. We provide end-to-end digital workflows covering the entire customer journey starting directly from lead generation to customer onboarding to customer servicing.

'PLANET by L&T Finance' application is building its reputation as a one stop solution for new and existing customers with features like repayment solutions, servicing capabilities, credit score being available.

We believe that adoption of digital operating model has improved the customer experience through accessibility, paperless processes, self-service options and faster turnaround time. Operationally, digitisation has benefited us through wider reach, improved processes, increased productivity, reduced costs, improved collections through data-driven early warning systems, and better cross-selling opportunities.

Significant presence across diversified businesses

The Company is one of the leading non-banking financial services companies in India with total adjusted

loans outstanding aggregating to ₹ 83,335 Crores as of March 31, 2022.

Our Retail Business includes rural business finance, farmer finance, urban finance (two wheeler, consumer loans, home loans and loan against property), SME loans which cater to women entrepreneurs, farmers, individuals, small and medium-sized enterprises. Our Wholesale Business (infrastructure finance and real estate), our customers include large corporates and real estate developers.

Rural Finance Business

Rural business finance (RBF): Under RBF vertical, we primarily offer finance to women entrepreneurs in the rural market. Our Company's RBF business works on a data analytics-based sourcing and monitoring model which takes into account local demographics, socio-economic factors, income assessment along with both village and borrower specific credit appraisals.

Farmer finance: In the Company's farmer finance business, our Company has over 15 years of operating experience in rural markets. We benefit from the reach of our branch network, continued association with large OEMs and strong relationship with farm equipment dealerships which allows us to provide on-site financing. In addition, we have also initiated Digital offering to the customer which enables faster TAT and enhanced customer experience.

Urban Finance:

- A) Two-Wheeler: Our Company started our two-wheeler financing business in 2012. Our Company seeks to differentiate ourselves in the two-wheeler finance business through the effective use of algorithm driven mobile-based solutions, relying on digital customer checks, digital data capture and other automated processes. Our Company shares relationships with all large two wheeler OEMs and a large no. of two-wheeler dealerships, which helps us source, and better serve, our customers.
- B) Home loan and Loan Against Property: In the home loan business, our Company focuses on the (a) salaried; and (b) self-employed non-professionals. The Home Loan Sanction process is partially paperless which we believe has been instrumental in quicker turnaround of proposals. Our Company offers loan against property across all states in India, catering primarily to the self-employed non-professional/professional customer segment against equitable or registered mortgage of residential or commercial or industrial properties.
- C) Consumer loans: We offer viable financial solutions to assist our customers with immediate financial needs, thus helping them achieve goals as per their requirements. Our consumer loans disbursement process is completely digital with quick approval process and competitive interest rates. We provide consumer loans to both salaried and self-employed professionals.
- D) Small and Medium Enterprises (SME) Lending Business: In Fiscal 2022, our Company commenced lending to the SME (Small and Medium Enterprises to SEP and SENP) sector with a specific focus is on low-risk customers / sectors / ticket size that have demonstrated resilience in the face of COVID-19 induced pandemic. For the SME lending business, our company is working to provide a differentiated experience to customers, based on an end-to-end seamless digital journey.

In this business, our Company provides financing through unsecured business loans of ₹ 5 lakh to ₹ 50 lakhs ticket size and lends to self-employed professionals and small businesses across manufacturing, trading and services, which have an established track record.

Wholesale Business:

- A) Infrastructure Business: Our Company's infrastructure business primarily comprises financing of projects largely in the infrastructure sector with a view towards environmental sustainability. The business focuses on financing viable renewable energy generation, road transportation and power transmission projects. Our Company provides customised debt financing solutions with an emphasis on structuring of loans based on projected cash flows of the project/ borrower, in compliance with our internal guidelines/ standards.

Real Estate Finance Business: Our Company has underwritten financing solutions to address the funding requirements of real estate developers across six select urban locations, i.e., Mumbai, Pune, NCR, Bangalore, Chennai, and Hyderabad, concentrating on prominent real estate developers having robust delivery and performance records on the basis of their financial strength, business strength, past experience, and market reputation.

Strong appraisal, structuring and syndication capabilities

The Company has built their loan appraisal, approval and structuring procedures to suit the needs of their clients in each of their financing businesses. For their rural businesses, they have adopted a simple and prompt loan appraisal system with standardized documentation. They rely on data analysis and digital processes to offer paperless -work and deliver quick-turnaround times particularly for their rural business. They have built analytics-based algorithms and evaluation metrics based on the inputs from their portfolio trends over the years in their rural business. These metrics include macro-economic indicators, demographics, credit repayment history, credit bureau data and asset selection that assist in evaluation of the creditworthiness of a borrower. The Company analyses the gathered data to provide us district wise inputs on these metrics, which are used for loan disbursement and assessing collection patterns, credit stress on borrowers and likelihood of default. Their credit decisions for these businesses are therefore largely standardized, template driven and generally objective. Once the loan has been approved and disbursed, these metrics help them trigger early warning signals in line with our risk management policies. Consequently, they have a decentralised credit appraisal process with decision making and approval authority delegated to employees at the branch level.

For the Company's infrastructure and housing businesses they seek to structure the terms of their loans and financing, as per the projected cash flows of the project/ borrower, in compliance with their internal guidelines/ standards. Under their infrastructure business they provide several types of loans including term loans, working capital loans, loans secured against pledge of securities, bridge loans, acquisition financing to a variety of clients. Similarly, for the Company's housing business, they offer a wide range of financing solutions such as construction finance, pre-approved funding, inventory funding and lease rental discounting to address funding requirements of clients across categories. For both infrastructure and housing businesses, they generally focus on project completion and matching payment terms to project cash flows. The Company structures their financing in a manner that caters to the timelines of the real estate or infrastructure projects by assessing the track-record of clients and stages of project completion.

Further, the Company generally seeks to act as the lead consortium arranger while bringing on additional lenders as part of a syndicated loan to optimize capital allocation and for risk mitigation. They seek to disburse loans leveraging on their sourcing and appraisal strengths and then transfer part exposure in such loans to other lenders in order to optimize capital. The Company believes that their expertise in appraisals, structuring and syndication is one of their key strengths.

For the SME lending business, the Company appraises the borrowers under different programmes which use digital footprints including bureau (like CIBIL) scores, bank account data (like average bank balances), GST& Income Tax returns, apart from financial statements where applicable. All programmes appraise the borrower's ability to pay and intention to pay. The tenure and eligibility are defined based on borrower's repayment capacity. The pricing is linked to the risk profile of the customer. The underwriting process is enabled by digital systems. The credit criteria include repayment behavior, business vintage, banking conduct, profitability, qualitative assessment during meetings with prospective customers etc.

Robust risk management framework

Risk management forms an integral part of our business and we recognize the importance of risk management towards our long-term success. We have a risk management framework in place and is supervised periodically by the Risk Management Committee which reviews our Company's risk appetite on a quarterly basis. We have an extensive pan India reach and have a diversified portfolio across businesses. We are well within risk appetite limits set by us. This ensures that planned business activities provide an optimised balance of return for the risk assumed within the targeted risk appetite. The risk management framework includes risk appetite statement, risk limits framework, risk dashboards and early warning signals.

We believe our focused strategy of building an effective risk culture and framework has helped our Company to achieve highest credit rating of 'AAA / A1+' by CRISIL, ICRA, CARE and India Ratings. The strong risk management, rule-based centralized underwriting and strong early warning signal monitoring has led to improved asset quality in our business. As of March 31, 2022, and March 31, 2021, our gross stage 3 assets accounted for 4.33% and 6.39%, respectively, on a standalone basis.

Further, we believe that having a strong macro-prudential provision approach has helped us in staying resilient in the face of economic challenges and has also helped our organization strengthen our financial system and reduce the build-up of systemic risks. It provides a backup fund for any unforeseen risk that is over and above the expected credit losses on gross stage 3 assets and standard asset provisions.

Experienced and professional management team

Our Company has a professional and experienced management team. Each of our businesses are led by senior executives who are, generally, also responsible for certain other major organisational functions of our Company. Our senior managers have diverse experience in various financial services businesses across functions related to our business. Our senior managers have an in-depth understanding of the specific industry, products and geographic regions we cover, which enables us to appropriately lead and provide guidance to our employees. Also, our Board has extensive experience in the financial services and banking industries in India. Further, we have instituted several training and mentorship programs for our junior and mid-management employees. Our Company has successfully recruited and retained talented employees from a variety of backgrounds, including credit evaluation, risk management, treasury, technology and marketing.

Brand recall and synergies with L&T

L&T group is one of the leading business conglomerates in India, with presence across infrastructure, power, heavy engineering, electrical and automation, hydrocarbons, IT and technology services, financial services, project development, metallurgical and material handling, realty, shipbuilding, construction equipment, machinery and industrial products sectors. The Company believes that their relationship with L&T provides brand recall and they continue to derive significant marketing and operational benefits from this relationship. For example, the Company has grown their housing business by leveraging on L&T's relationships with real estate developers, its ability to assess developers and projects and its know-how of the processes and timelines involved. Similarly, in their infrastructure business, they leverage on L&T's in-depth sector knowledge to assess projects and operational risk. Further, they believe, there are opportunities presented by other businesses of L&T for the growth of our operations.

Our Strategies***Further enhance technology systems and data analytics as a competitive advantage***

To reduce costs and manual intervention in favour of automated processes, improve productivity and performance, manage risk, approve loans at a quicker rate and have a competitive advantage, the Company intends to continue to leverage on technology. The key technology initiatives that they intend

to implement in this regard, are as follows:

- implement cloud- based loan origination and loan management systems to enable quicker operations and allow them to scale up cloud capacity when they require more computing and scale down when they have lower requirements;
- revamp their mobile-based platform and extend it across our businesses, with an emphasis on automated processes as a substitute to manual input of data to reduce operational costs and errors;
- Consolidate their current loan management systems across various lines of business with an integrated loan management system, to enable seamless data sharing across businesses;
- leverage external data sources for pre-populating KYC details and generate computerized application forms and rely on customers' electronic signatures in order to achieve lower costs, decreased risk of fraud and quicker turn-around times;
- increasingly utilize electronic payment gateways for transactions; and
- improve customer experience through implementation of user accessible applications which are connected to transmit real time information and enable direct connections with banks to make disbursements.

The Company believes that, as they develop and integrate such programs into their business, they can further capitalise on the reach of their offices and increase their market share. The adoption of a mobile-based solution and related automated processes is aimed at streamlining their customer acquisition processes and creating a data management platform to run their customer acquisition campaigns.

Further, while the Company has deployed data analytics in their business operations, particularly for their rural business, they intend to expand its use to all their businesses. The Company intends to increasingly shift from discretion-based loan approval to rule-based underwriting, relying on established evaluation metrics and parameters and similarly drive their collection strategy based on data analytics. For example, for their two-wheeler finance and micro loans businesses they analyse data gathered for loan disbursement and assessing collection patterns, credit stress on borrowers due to delay or inability to pay and likelihood of default. The Company intends to increase its use for their farm equipment financing business. They also intend to increasingly add additional external and public data inputs, such as telecom payments, credit bureau assessments, utility payments, credit history with other lenders and real time bank account information as data points into their evaluation metrics. They believe these initiatives will also enable them to assess potential cross-selling opportunities over time, for example top-up and refinancing loans, sale of two-wheeler loans to farm equipment financing or micro loan clients, among others. Further adoption of data analytics will also help them increasingly assess customers using algorithms, particularly those customers who do not have a credit history and have historically been under-served.

Grow our key businesses

Our Company intends to grow our market share, improve margins and profitability and become distinctive in each of our key businesses as follows:

- For our Company's Rural business finance, we intend to expand our branch network Pan India, as well as penetrate into newer geographies depending on the business potential of the location. We believe this will allow us to expand to markets which are under-served while reducing our dependence in saturated / underperforming markets. In opening each branch or site, we analyse the market landscape, industry delinquency, local market and proximity to target customers.
- In the Farmer finance business, we seek to grow our presence at dealerships and points of sale for local farmers and seek to strengthen our relationships with equipment manufacturers, input providers, crop sellers by providing trade advances and improved service propositions. We further

intend to leverage our native digital platform for offering differentiated products to farmers to serve their end-to-end financing needs during the entire crop cycle.

- In the Urban business, we intend to deepen our presence into new cities along with expanding our branch network in cities that we are currently present in. Our company seeks to strengthen our dealership / DSAs proposition for two wheelers and home loans businesses. For consumer finance, we intend to build direct autonomous connect with the customers by leveraging our digital channels as a key to customer acquisition. We strongly believe that with the seamless direct autonomous customer proposition, our urban finance vertical will be able to deliver significant growth.
- In the SME lending business, our Company plans to expand into new cities, which have been chosen based on industry attractiveness and detailed evaluation metrics to deliver differentiated credit cost. The metrics for geographical evaluation include, but are not limited to, population demographics, industry portfolio quality, law and order situation and environmental factors. Even within the geographies shortlisted, certain pin-codes may be restricted for business based on findings from on-ground survey and market feedback collected by our field staff.

In our Company's infrastructure business, we will continue having a strong sell down model with higher churn resulting in an asset light model.

Emphasise fee income and cost efficiency to deliver improved performance metrics

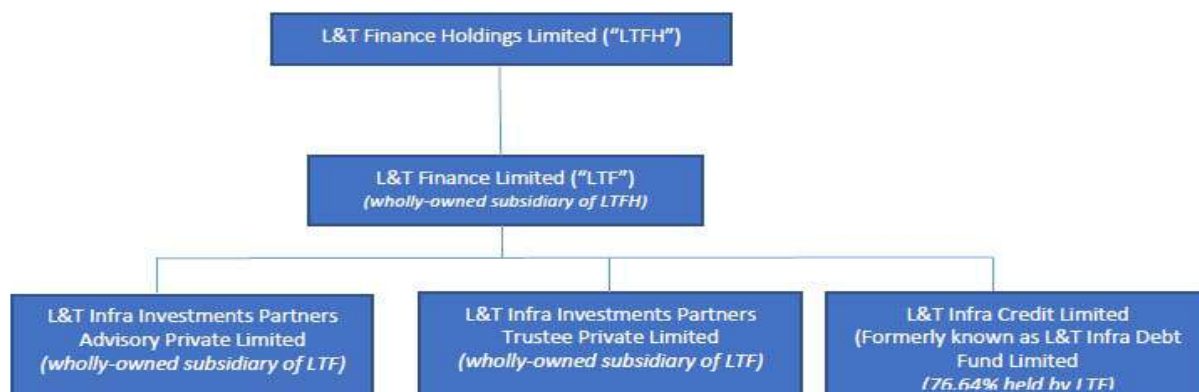
The Company intends to develop their lending business model in a manner such that they reduce their reliance on net interest margins alone and shift to a combination of net interest margin and fee-based income and profitability. They believe this strategy serves as an effective mitigation mechanism from potential interest rate volatility. For example, in their rural business we have launched a model that, in addition to generating interest income as part of a loan, accrues fees received from equipment manufacturers and arranger fees from ancillary products such as insurance and processing fees sold along with the loan. In the infrastructure finance business, they generate and intend to grow fees through advisory and processing fees by structuring loan facilities, for the entire duration of the construction of projects and generating syndication fees by selling down loans to various banks, infrastructure debt funds and financial institutions.

Additionally, the Company intends to increasingly syndicate loans and grow their fee income, such as fees related to processing, underwriting and syndication, particularly for their housing business and by providing structured solutions to infrastructure projects. Further, they endeavour to achieve increasing cost efficiencies through initiatives such as rationalizing inefficiencies in processes by reducing manual data entry errors and removing unnecessary procedures between loan application submission to disbursement, streamlining their branch network through consolidation of branches and increasing use of information technology and data analytics.

Sustainable future growth through ESG

Our Company working towards being an environmentally and socially responsible financial institution built on the foundation of 'Assurance', focused on generating sustainable long-term value for all our stakeholders. Our intention is to mainstream ESG practices into business, operations and value chain. We working towards developing ESG specific risk assessment tools and risk appetite statements and setting up ESG dashboard across operations and businesses.

11.2.4 Corporate Structure



11.2.5 The present shareholders of the Company are:

| Shareholders | Number of Shares | % |
|------------------------------|------------------|-----|
| L&T Finance Holdings Limited | 2,68,41,72,360* | 100 |

*7 shares are held by 7 individual members jointly with L&T Finance Holdings Limited

11.2.6 Project Cost and means of financing, in case of funding of new projects: Not Applicable

11.2.7 Project details: gestation period of the project; extent of progress made in the project; deadlines for completion of the project; the summary of the project appraisal report (if any), schedule of implementation of the project: Not Applicable

11.3 Capital Structure

11.3.1 Details of share capital as on September 30, 2022:

| Particulars | No. of Shares | Total Nominal Value |
|---|---|---------------------|
| Authorised Share Capital [#] | 4,87,43,09,610 equity shares of ₹ 10/- each & 12,00,000 preference shares of ₹ 100/- each | ₹ 48,86,30,96,100/- |
| Issued, Subscribed & Paid-up Share Capital [#] | 2,68,41,72,360 | ₹ 26,84,17,23,600/- |
| Share Premium Account as per Ind AS | Before Issue | After Issue |
| | ₹ 10,800.89 crore | ₹ 10,800.89 crore |

Pursuant to sanction of necessary orders from National Company Law Tribunal (NCLT), Mumbai and Kolkata dated March 15, 2021 and March 19, 2021 respectively the scheme of amalgamation by way of merger by absorption between L&T Housing Finance Limited ("LTHFL") and L&T Infrastructure Finance Company Limited ("LTIFC") with the Company i.e. L&T Finance Limited ("LTFL") under sections 230 to 232 of the Companies Act, 2013 ("Scheme") and subsequent approval by the Board of Directors of the Company, the Scheme has been made effective from April 12, 2021. Further the e-form INC-28 were filed by LTHFL, LTIFC and the Company as per the required timelines. The approvals for the e-form INC 28 filed by LTHFL and LTIFC was received on April 19, 2021.

11.3.2 Changes in capital structure as on September 30, 2022, for the last 3 (three) years:

| Date of Change (Date of Allotment) | Nominal Value of Equity shares issued (₹) | Particulars |
|---------------------------------------|---|---|
| 26/9/2008 | 8,26,30,700 | Private Placement to SG Consumer Finance ® |
| 29/12/2008 | 10,31,68,610 | Private Placement to L&T Finance Holdings Limited ® |
| 31/3/2009 | 3,13,30,230 | Private Placement to SG Consumer Finance ® |
| 30/6/2009 | 12,53,02,330 | Private Placement to SG Consumer Finance ® |
| 30/11/2009 | 12,95,81,390 | Private Placement to SG Consumer Finance ® |
| 31/3/2010 | 11,16,27,910 | Private Placement to SG Consumer Finance ® |
| 28/02/2011 | 12,69,86,050 | Private Placement to SG Consumer Finance ® |
| 28/03/2013 | 13,88,87,500 | Private Placement to L & T Finance Holdings Ltd |
| 24/9/2013 | 25,00,00,000 | Rights Issue to L & T Finance Holdings Ltd |
| 23/10/2013 | 25,00,00,000 | Rights Issue to L & T Finance Holdings Ltd |
| 13/02/2017 | 1,235,737,684 | Pursuant to Merger of L&T Finance Limited and L&T FinCorp Limited with Family Credit Limited |
| 30/01/2018 | 45,45,45,450 | Rights Issue to L & T Finance Holdings Ltd |
| 27/03/2018 | 11,36,36,360 | Rights Issue to L & T Finance Holdings Ltd |
| 12/04/2021 | 10,85,03,41,610 | Pursuant to Merger of L&T Infrastructure Finance Company Limited, L&T Housing Finance Limited with L&T Finance Limited# |

® LTF was a wholly owned subsidiary of Societe Generale Consumer Finance, France till 30/12/12. On December 31, 2012 L & T Finance Holdings Ltd acquired 100% shareholding and management control of the company.

Pursuant to sanction of necessary orders from National Company Law Tribunal (NCLT), Mumbai and Kolkata dated March 15, 2021 and March 19, 2021 respectively the scheme of amalgamation by way of merger by absorption between L&T Housing Finance Limited ("LTHFL") and L&T Infrastructure Finance Company Limited ("LTIFC") with the Company i.e. L&T Finance Limited ("LTFL") under sections 230 to 232 of the Companies Act, 2013 ("Scheme") and subsequent approval by the Board of Directors of the Company, the Scheme has been made effective from April 12, 2021. Further the e-form INC-28 were filed by LTHFL, LTIFC and the Company as per the required timelines. The approvals for the e-form INC 28 filed by LTHFL and LTIFC was received on April 19, 2021.

11.3.3 Equity Share Capital history of the Company as on September 30, 2022 and last 3 (three) years

| Date of Allotment | No of Equity Shares | Face Value per share (₹) | Issue Price* (₹) | Consideration (Cash, other than cash, etc) | Nature of Allotment | Cumulative | | | Remarks |
|-------------------------|---------------------|--------------------------|------------------|--|--|---------------------|--------------------------|--------------------------|------------|
| | | | | | | No of Equity Shares | Equity Share Capital (₹) | Equity Share Premium (₹) | |
| 13/02/2017 | 1,235,737,684 | 10 | - | 12,357,376,840 | Pursuant to Merger of L&T Finance Limited and L&T FinCorp Limited with Family Credit Limited | 1,440,047,294 | 14,400,472,940 | 4,58,33,48,380 | 13/02/2017 |
| 30/01/2018 | 4,54,54,545 | 10 | 88 | 399,99,99,960 | Rights Issue to L & T Finance Holdings Ltd | 14,85,501,839 | 14,85,50,18,390 | 8,12,88,02,890 | Nil |
| 27/03/2018 | 11,36,36,360 | 10 | 88 | 9,99,99,99,680 | Rights Issue to L & T Finance Holdings Ltd | 1,59,9138,199 | 15,99,13,81,990 | 16,99,24,38,970 | Nil |
| 12/04/2021 [#] | 1,08,50,34,161 | 10 | - | 10,85,03,41,610 | Pursuant to Merger of L&T Infrastructure Finance Company Limited, L&T Housing Finance Limited with L&T Finance Limited | 2,68,41,72,360 | 26,84,17,23,600 | - | Nil |

*Includes Premium

There is no lock-in period in respect of these shares.

[#] Pursuant to sanction of necessary orders from National Company Law Tribunal (NCLT), Mumbai and Kolkata dated March 15, 2021 and March 19, 2021 respectively the scheme of amalgamation by way of merger by absorption between L&T Housing Finance Limited ("LTHFL") and L&T Infrastructure Finance Company Limited ("LTIFC") with the Company i.e. L&T Finance Limited ("LTFL") under sections 230 to 232 of the Companies Act, 2013 ("Scheme") and subsequent approval by the Board of Directors of the Company, the Scheme has been made effective from April 12, 2021. Further the e-form INC-28 were filed by LTHFL, LTIFC and the Company as per the required timelines. The approvals for the e-form INC 28 filed by LTHFL and LTIFC was received on April 19, 2021.

11.3.4 Details of any Acquisition/Amalgamation in the last 1 (one) year:

11.3.5 The National Company Law Tribunal ("NCLT"), Mumbai, vide order dated March 15, 2021 received on March 16 2021, and the NCLT Kolkata vide order dated March 19, 2021 received on March 24, 2021 (collectively, the "Sanction Orders"), have approved the Scheme by way of merger by absorption between L&T Infrastructure Finance Company Limited ("LTIFC") and L&T Housing Finance Limited ("LTHFL") with the Company under sections 230 to 232 of the Companies Act, 2013 ("Scheme") and subsequent approval by the Board of Directors of the Company, the Scheme has been made effective

from April 12, 2021.

11.3.6 Details of any Reorganization or Reconstruction in the last 1 (one) year: NIL Details of the shareholding of the Company as on September 30, 2022:

Please refer to Annexure M of this Placement Memorandum

11.3.7 Shareholding Pattern of the Company as on September 30, 2022:

Please refer to Annexure M of this Placement Memorandum

Notes: Shares pledged or encumbered by the promoters (if any) as of September 30, 2022– NIL

11.3.8 List of top 10 (ten) holders of equity shares of the Issuer as on September 30, 2022:

| Shareholders | Number of Shares | % |
|------------------------------|------------------|-----|
| L&T Finance Holdings Limited | 2,68,41,72,360* | 100 |

*7 shares are held by 7 individual members jointly with L&T Finance Holdings Limited

11.4 Promoter

| | |
|--|--|
| Promoter: L&T Finance Holdings Limited | Name: L&T Finance Holdings Limited Date of Incorporation: 1 May 2008 Registered office: Brindavan, Plot 177, C.S.T. Road, Kalina, Santacruz (East), Mumbai- 400098. Permanent Account Number: AABCL5046R Our Promoter was incorporated and registered in India under the Indian Companies Act, 1956 on May 01, 2008 as L&T Capital Holdings Limited. The name of our Promoter was changed to L&T Finance Holdings Limited on September 6, 2010. There has been no change in the control or management of our Promoter in the three years preceding the date of this Placement Memorandum. The equity shares of our Promoter are currently listed on BSE and NSE. Our Promoter is engaged in non-banking financial services and its primary businesses include infrastructure, housing, rural and investment management. Our promoter is registered with the RBI as a Non-Banking Financial Company – Core Investment Company (“NBFC-CIC”) conducting business through our wholly-owned subsidiaries. |
|--|--|

Interest of our Promoter in our Company

Except the “*Related Party Transaction*” as mentioned under the **Annexure A (Financial Information)** and to the extent of their shareholding in our Company, our Promoter does not have any other interest in the Company’s business. Further, our Promoter has no interest in any property acquired by our Company in the last two years from the date of this Placement Memorandum, or proposed to be acquired. Further as on September 30, 2022, our Company, has no outstanding bank facilities, which have been guaranteed by our Promoter.

Interest of Promoters, Director and KMPs

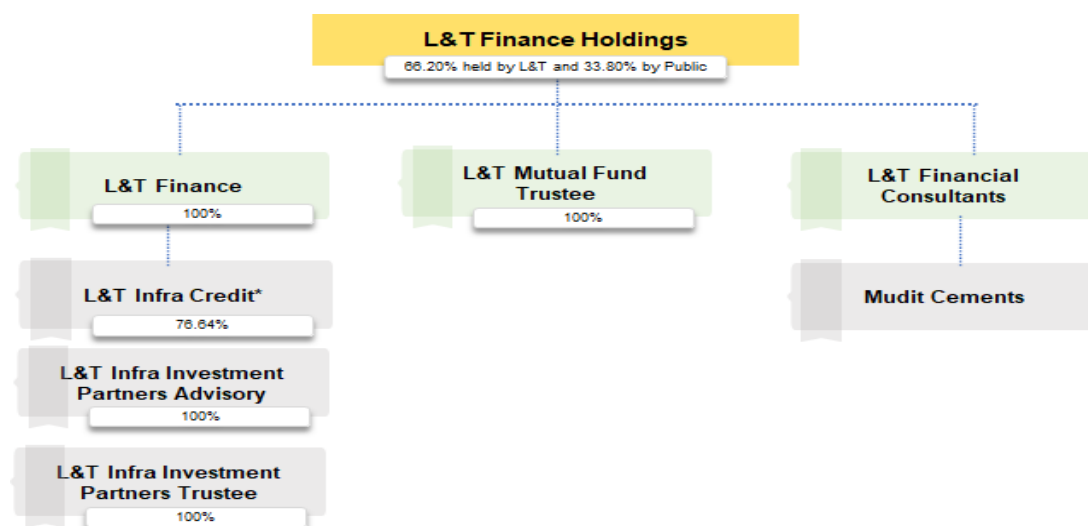
Any financial or other material interest of the directors, promoters or key managerial personnel in the offer / issue and the effect of such interest in so far as it is different from the interests of other persons:
Nil

Other Confirmations

Our Promoter has confirmed that it has not been identified as a wilful defaulter by the RBI or any government authority nor is it in default of payment of interest or repayment of principal amount in respect of debt securities issued by it, if any, for a period of more than six months. There were no instances of non-compliance by our Promoter on any matter related to the capital markets, resulting in disciplinary action against our Company by the Stock Exchange or SEBI or any other statutory authority.

Our Promoter has not been restrained or debarred or prohibited from accessing the capital markets or restrained or debarred or prohibited from buying, selling or dealing in securities under any order or directions passed for any reasons by SEBI or any other authority or refused listing of any of the securities issued by any stock exchanges in India or abroad.

Other Ventures of the Promoter



Our Company confirms that the permanent account number, aadhaar number, driving license number, bank account number(s) and passport number of the Promoters and permanent account number of Directors shall be submitted to the Designated Stock Exchange at the time of filing of in-principle application with the Designated Stock Exchange.

14.1 Details of Promoter holding in the Company as on September 30, 2022:

| Sr. No. | Name of the shareholder | Details of Shares held | | | Encumbered shares | |
|---------|-------------------------|------------------------|----------------------------------|--------|--------------------------|--|
| | | Number of shares held | No. of shares held in demat form | As a % | Number of shares pledged | % of shares pledged with respect to shares owned |
| | | | | | | |

| | | | | | | |
|----|--|----------------|----------------|------------|---|-----------|
| 1. | L&T Finance Holdings Limited | 2,68,41,72,353 | 2,68,41,72,353 | 99.99 | - | 0% |
| 2. | Mr. Dinanath Dubhashi *7 Individual Shareholders* | 7 | - | ^ | - | 0% |
| | Total | 2,68,41,72,360 | 2,68,41,72,360 | 100 | - | 0% |

* Held Jointly with L&T Finance Holdings Limited for the purpose of the compliance with applicable law.

^ Less than 0.01% shareholding.

11.5 Directors:

11.5.1 Details of current directors of the Issuer:

| Name, Designation & DIN | Age | Address | Date of appointment | Occupation | Details of other directorship | Whether Wilful Defaulter (Yes/ No) |
|--|-----|--|---------------------|------------|--|------------------------------------|
| Mr. Dinanath Dubhashi Non-Executive Director and Chairperson DIN: [03545900] | 56 | 9, Prabhat, PM Road, Vile Parle (East), Mumbai – 400057 | 31/12/2012 | Service | 1) L&T Finance Holdings Limited 2) L&T Infra Investment Partners Advisory Private Limited 3) L&T Infra Credit Limited 4) Finance Industry Development Council 5) L&T Financial Consultants Limited | No |
| Mr. Pradeep Vasudev Bhide* Independent Director DIN: [03304262] | 72 | 3/17-B (front portion) Shantiniketan, New Delhi – 110021 | 18/03/2017 | - | 1) L&T Finance Holdings Limited 2) Nocil Limited 3) Glaxosmithkline Pharmaceuticals Limited 4) A.P.I.D.C. Venture Capital Private Limited 5) Shiksha Financial Services India Private Limited 6) Borosil Renewables Limited | No |

| Name, Designation & DIN | Age | Address | Date of appointment | Occupation | Details of other directorship | Whether Wilful Defaulter (Yes/ No) |
|---|-----|---|---------------------|------------|--|------------------------------------|
| | | | | | 7) TRL Krosaki Refractories Limited | |
| Mr. Thomas Mathew T. Independent Director [DIN: 00130282] | 69 | 19A011, Phase 2, Kohinoor City, Kirol Road, Off LBS Marg, Kurla (West), Mumbai – 400070 | 12/04/2021 | - | 1) L&T Infra Credit Limited 2) L&T Finance Holdings Limited 3) Canara HSBC Oriental Bank of commercelife Insurance Company Limited 4) ESL Steel Limited | No |
| Dr. Rajani Rajiv Gupte Independent Director [DIN: 03172965] | 67 | 10, Dream Residency, 128, Anand Park, Aundh, Pune – 411007 | 20/03/2015 | - | 1) L&T Finance Holdings Limited 2) Symbiosis Centre for Entrepreneurship and Innovation 3) National Securities Depository Limited | No |
| Ms. Nishi Vasudeva Independent Director [DIN: 03016991] | 66 | 21 – A, Land Breeze, 52 Pali Hill, Bandra, Mumbai – 400050. | 12/04/2021 | - | 1) Hitachi Energy India Limited 2) L&T Infra Credit Limited 3) HCL Technologies Limited 4) Atria Convergence Technologies Limited 5) Tata Projects Limited | No |
| Mr. Rishi Mandawat Non-Executive Director [DIN: 07639602] | 42 | 1601, Tower 5, Planet Godrej, K K Road, Mahalaxmi I Mumbai 400011 | 28/04/2019 | Service | 1) BDC Datacentres (Bangalore) Private Limited 2) Opsmaint (India) Bridge DC Platform Private Limited 3) J M Baxi Ports & Logistics Private Limited | No |
| Mr. Sachinn Joshi Whole-time Director [DIN: 00040876] | 57 | 1203, Torino, Cliff Avenue, next to Avalon Towers, Hiranandani Gardens, | 08/10/2021 | Service | 1) Mudit Cement Private Limited 2)L&T Financial Consultants Limited 3)L&T Infra Investment | No |

| Name, Designation & DIN | Age | Address | Date of appointment | Occupation | Details of other directorship | Whether Wilful Defaulter (Yes/ No) |
|-------------------------|-----|--------------------------|---------------------|------------|----------------------------------|------------------------------------|
| | | Powai, Mumbai - 400 076. | | | Partners Trustee Private Limited | |

11.5.2 Brief particulars of the management of the Company:

(a) MR. DINANATH MOHANDAS DUBHASHI

Mr. Dinanath Mohandas Dubhashi (DIN: 03545900) is the Non-Executive Director and Chairperson of the Company. He has experience of over 28 years across multiple domains in financial services such as corporate banking, cash management, credit ratings, retail lending and rural financing. Prior to joining us, he has been associated with BNP Paribas, CARE Ratings and SBI Capital Markets in various capacities. He is 56 years old and is working as a director with the Company since 31st December 2012. He resides at 9, Prabhat, PM Road, Vile Parle (East), Mumbai – 400057. His other directorships include 1) L&T Finance Holdings Limited 2) L&T Infra Investment Partners Advisory Private Limited 3) L&T Infra Credit Limited 4) Finance Industry Development Council 5) L&T Financial Consultants Limited.

(b) MR. PRADEEP VASUDEO BHIDE

Mr. Pradeep Vasudeo Bhide (DIN: 03304262) is an Independent Director of the Company. He is a retired IAS Officer of the Andhra Pradesh cadre (batch of 1973). He has experience of over 40 years having held various positions in the Ministry of Finance, including as Revenue Secretary. He is 72 years old and is working with the Company as a Director since 18th March 2017. He resides at 3/17-B (front portion) Shantiniketan, New Delhi – 110021. His other directorships include 1) L&T Finance Holdings Limited 2) Nocil Limited 3) Glaxosmithkline Pharmaceuticals Limited 4) A.P.I.D.C. Venture Capital Private Limited 5) Shiksha Financial Services India Private Limited 6) Borosil Renewables Limited 7) TRL Krosaki Refractories Limited.

(c) MR. THOMAS MATHEW T.

Mr. Thomas Mathew Thumpeparambil (DIN: 00130282) is an Independent Director of the Issuer. He is the former managing director of Life Insurance Corporation of India. He has experience of over 36 years in the life insurance industry. He is 69 years old and is working with the Company as a Director since 12th April, 2021. He resides at 19A011, Phase 2, Kohinoor City, Kirol Road, Off LBS Marg, Kurla (West), Mumbai – 400070. His other directorships include 1) L&T Infra Credit Limited 2) L&T Finance Holdings Limited 3) Canara HSBC Oriental Bank of commercelife Insurance Company Limited 4) ESL Steel Limited.

(d) MS. NISHI VASUDEVA

Ms. Nishi Vasudeva (DIN: 03016991) is an Independent Director of the Issuer. She is the former chairperson and managing director of Hindustan Petroleum Corporation Limited. She has experience of over 30 years in the petroleum industry. She is 66 years old and is working with the Company as a Director since 12th April, 2021. She resides at 21 – A, Land Breeze, 52 Pali Hill, Bandra, Mumbai– 400050. Her other directorships include 1) Hitachi Energy India Limited 2) L&T Infra Credit Limited 3) HCL Technologies Limited 4) Atria Convergence Technologies Limited 5) Tata Projects Limited

(e) Dr. RAJANI RAJIV GUPTA

Dr. Rajani R. Gupta (DIN: 03172965) is an Independent Director of the Company. She is currently

the Vice Chancellor of Symbiosis International University, Pune. She has experience of over 30 years in teaching and research at prestigious institutes. She is 66 years old and is working as a director with the Company since 20th March 2015. She resides at 10, Dream Residency, 128, Anand Park, Aundh, Pune– 411007. Her other directorships include 1) L&T Finance Holdings Limited 2) Symbiosis Centre for Entrepreneurship and Innovation 3) National Securities Depository Limited.

(f) MR. RISHI MANDAWAT

Mr. Rishi Mandawat (DIN: 07639602) is a Non-Executive Director of the Company. He has an experience of over 18 years. Currently, he is serving as the Principal of Bain Capital. Prior to joining us, he has been associated with McKinsey & Company and P&G.” He is 42 years old and is working with the Company as a director since 28th April 2019. He resides at 1601, Tower 5, Planet Godrej, K K Road, Mahalaxmi I Mumbai 400011. His other directorship includes 1) BDC Datacentres (Bangalore) Private Limited 2) Opsmaint (India) Bridge DC Platform Private Limited 3) J M Baxi Ports & Logistics Private Limited

(g) MR. SACHINN JOSHI

Mr. Sachinn Joshi (DIN: 00040876) is a Whole-time Director of the Company. He has an experience of over 27 years and leads Finance & Accounts, Financial Planning & Analysis, Treasury, and Investor Relations functions as the Group Chief Financial Officer. Prior to joining us, he has been associated with Aditya Birla Finance and Angel Group and IL&FS. He is 57 years old and is working with the Company as a director since 08th October 2021. He resides at 1203, Torino, Cliff Avenue, next to Avalon Towers, Hiranandani Gardens, Powai, Mumbai - 400 076. His other directorship includes 1) Mudit Cement Private Limited 2) L&T Financial Consultants Limited 3) L&T Infra Investment Partners Trustee Private Limited.

11.5.3 Details of change in directors since last three years:

| Name of the Director, Designation and DIN | Appointment/ Resignation / Change in Designation | Date of Appointment | Date of Resignation |
|--|--|--------------------------------|------------------------------|
| Mr. Sachinn Joshi Designation: Whole time Director DIN: 00040876 | Appointment | 08 th October 2021 | NA |
| Mr. Sunil Prabhune Designation: Whole time Director DIN: 07517824 | Resignation | 11 th February 2020 | 12 th August 2021 |
| Mr. Thomas Mathew T. Designation: Independent Director DIN: 00130282 | Appointment | 12 th April 2021 | N.A. |

| Name of the Director, Designation and DIN | Appointment/ Resignation / Change in Designation | Date of Appointment | Date of Resignation |
|--|--|--------------------------------|-----------------------------|
| Mr. Nishi Vasudeva Designation: Independent Director DIN: 03016991 | Appointment | 12 th April 2021 | N.A. |
| Mr. Sunil Prabhune Designation: Whole time Director DIN: 07517824 | Appointment | 11 th February 2020 | N.A |
| Mr. Rishi Mandawat Designation: Non Executive Director DIN: 07639602 | Appointment | 28 th April 2019 | N.A |
| Mr. Ashish Arvind Kotecha Designation: Non Executive Director DIN: 02384614 | Resignation | 14 th July 2017 | 28 th April 2019 |
| Mr. Mannil Venugoplalan Designation: Independent Director DIN: 00255575 | Resignation | 17 th October 2014 | 11 th June 2018 |
| Mr. Desh Raj Dogra Designation: Independent Director DIN: 00226775 | Resignation | 24 th July 2017 | 4 th June 2018 |
| Mr. Banavar Anantharamaiah Prabhakar Designation: Non-Executive Director DIN: 02101808 | Resignation | 23 rd October 2015 | 30 th May 2018 |

| Name of the Director, Designation and DIN | Appointment/ Resignation / Change in Designation | Date of Appointment | Date of Resignation |
|---|--|-----------------------------|-----------------------------|
| Mr. Pavninder Singh Designation: Non Executive Director DIN: 03048302 | Resignation | 18 th March 2017 | 14 th July 2017 |
| Mr. Yeshwant Moreshwar Deosthalee Designation: Non Executive Director DIN: 00001698 | Resignation | 18 th March 2017 | 31 st May 2017 |
| Mr. Pradeep Vasudeo Bhide Designation: Independent Director DIN: 03304262 | Appointment | 18 th March 2017 | N.A |
| Mr. Kailash Kulkarni Designation: Non-Executive Director DIN: 07242982 | Resignation | 29 th April 2016 | 17 th March 2017 |

11.6 Auditors of the Company

11.6.1 Details of current Statutory Auditors of the Issuer:

Please refer to Section 11.1 of this Placement Memorandum

11.6.2 Details of change in Auditors since last 3 (three) years

| Sr. No. | Name of the Auditor | Address | Date of Appointment | Date of cessation, if Applicable | Date of Resignation, if Applicable |
|---------|------------------------------|--|---------------------|----------------------------------|------------------------------------|
| 1 | Deloitte Haskins & Sells LLP | Indiabulls Finance Centre, Senapati Bapat Marg, Elphinstone Road (West), | June 15, 2016 | August 03, 2021 | NA |

| Sr. No. | Name of the Auditor | Address | Date of Appointment | Date of cessation, if Applicable | Date of Resignation, if Applicable |
|---------|---------------------------|--|--------------------------------|----------------------------------|------------------------------------|
| | | Babasaheb Ambedkar Nagar, Lower Parel, Mumbai – 400013 | | | |
| 2 | Kalyaniwalla & Mistry LLP | Esplanade House, 29, Hazarimal Somani Marg, Fort, Mumbai -400001 | August 3,2021 (Appointment) | NA | NA |
| 3 | MSKA & Associates | 602, Floor 6, Raheja Titanium Western Express Highway, Geetanjali Railway Colony, Ram Nagar, Goregaon I Mumbai 400063. | August 3,2021 (Appointment) | NA | NA |

- 11.7 Summary of reservation or qualifications or adverse remarks of auditors in the immediately preceding 3 (three) financial years and their impact on financial statements and financial position of the Company and the corrective steps taken and proposed to be taken by the Company for each of the said reservation or qualification or adverse remarks, if any:

NIL

- 11.8 Details of the following liabilities of the Issuer, as on the latest quarter ended September 30, 2022

- 11.8.1 Details of outstanding secured loan facilities of the Issuer as on September 30, 2022- Please refer to Annexure L of this Placement Memorandum
- 11.8.2 Details of outstanding unsecured loan facilities of the Issuer as on September 30, 2022– Please refer to Annexure L of this Placement Memorandum
- 11.8.3 Details of outstanding non-convertible securities – Please refer to Annexure L of this Placement Memorandum
- 11.8.4 Details of outstanding Commercial Paper as on September 30, 2022– Please refer to Annexure L of this Placement Memorandum
- 11.8.5 Details of rest of the borrowing (if any including hybrid debt like FCCB, optionally convertible debentures/preference shares) as on September 30, 2022 – Please refer to Annexure L of this Placement Memorandum

11.8.6 Details of any outstanding borrowings taken/debt securities issued for consideration other than cash where taken/issued (i) in whole or part, (ii) at a premium or discount, or (iii) in pursuance of an option – Please refer to Annexure L of this Placement Memorandum

11.8.7 Additional disclosures for NBFCs- Please refer to Annexure L of this Placement Memorandum

11.9 Litigation and other defaults

11.9.1 Details of all default/s and/or delay in payments of interest and principal of any kind of term loans, debt securities, and other Financial Indebtedness including corporate guarantee issued by the Issuer in the past 3 (three) year including the current financial year:

As disclosed in the stock exchange disclosure dated 19th October 2022, there was a delay of 1 (one) day in remittance of payment to the bondholders due towards 1st instalment towards partial principal redemption for the non-convertible debentures bearing ISIN INE691I07240, due to the system migration issue. The relevant interest for the delayed period was also made to the bondholders. However, the payment related issue due to system migration is duly resolved.

11.9.2 As disclosed in our stock exchange disclosure dated August 13, 2021 and August 18, 2021, due to error on the part of the bank in remittance, the credit of interest payments on the non convertible debentures (with ISIN Nos: INE027E07949, INE027E07956, INE027E07980 and INE027E07998) to the accounts of the bondholders was delayed by one working day (intervening days being bank holidays).

11.9.3 Any material event/ development or change having implications on the financials/credit quality (e.g., any material regulatory proceedings against the Issuer/promoters, litigations resulting in material liabilities, corporate restructuring event etc) at the time of issue which may affect the issue or the investor's decision to invest / continue to invest in the non-convertible securities- NIL.

11.9.4 Any litigation or legal action pending or taken by a Government Department or a statutory body during the last three years immediately preceding the year of the issue of prospectus against the promoter of the company – NIL

11.9.5 Details of default and non-payment of statutory dues (including therein the amounts involved, duration of default and present status).– NIL

11.9.6 Details of default and non-payment of deposits and interest thereon (including therein the amounts involved, duration of default and present status) – NIL

11.9.7 Disclosures pertaining to wilful defaulter:

| | |
|--|-----|
| Name of the bank declaring the entity as a wilful defaulter | Nil |
| The year in which the entity is declared as a wilful defaulter | Nil |
| Outstanding amount when the entity is declared as a wilful defaulter | Nil |
| Name of the entity declared as a wilful defaulter | Nil |
| Steps taken, if any, for the removal from the list of wilful defaulters | Nil |
| Other disclosures, as deemed fit by the Issuer in order to enable investors to take informed decisions | Nil |

| | |
|--|-----|
| Any other disclosure as specified by the Board | Nil |
|--|-----|

11.10 Financial Information

11.10.1 A columnar representation of the audited financial statements (i.e. Profit & Loss statement, Balance Sheet and Cash Flow statement) both on a standalone and consolidated basis for a period of three completed years which shall not be more than six months old from the date of the placement memorandum or issue opening date, as applicable:

Please refer to Annexure A of this Placement Memorandum. Please note that the information contained in the columnar financial statements, both on standalone and consolidated basis, have been derived from the audited standalone and consolidated statements of the Company for the last three years.

11.10.2 Key Operational and Financial Parameters for the last 3 (three) audited years:

Please refer to Annexure J of this Placement Memorandum

11.10.3 Gross Debt: Equity Ratio of the Company:

Please refer to Annexure K of this Placement Memorandum

11.10.4 Details of any other contingent liabilities of the Issuer based on the last audited financial statements including amount and nature of liability:

NIL

11.10.5 Disclosures on Asset Liability Management (ALM) as per the latest audited financials:

| Sr. No. | Particulars of Disclosure | Details |
|---------|---|--|
| (1) | <ul style="list-style-type: none"> Details with regard to lending done out of the issue proceeds of earlier issuances of debt securities (whether public issue or private placement) by NBFC. Lending Policy Classification of Loans given to associate or entities related to Board, Senior management, promoters, etc. Classification of loans into several maturity profile denomination Aggregated exposure to top 20 borrowers Details of loans, overdue and classified as Non performing assets (NPA) | <ul style="list-style-type: none"> Please refer to Annexure L of this Placement Memorandum Please refer to Annexure O of this Placement Memorandum Please refer to Annexure L of this Placement Memorandum Please refer to Annexure L of this Placement Memorandum Please refer to Annexure L of this Placement Memorandum Please refer to Annexure L of this Placement Memorandum |
| (2) | Details of borrowings made by NBFC <ul style="list-style-type: none"> Portfolio Summary of borrowings made by NBFC Quantum and percentage of Secured vs. Unsecured borrowings | Please refer to Annexure L of this Placement Memorandum |

| | | |
|-----|---|---|
| (3) | Details of change in shareholding <ul style="list-style-type: none"> Any change in promoters holding in NBFC during last financial year beyond the threshold prescribed by Reserve Bank of India | NIL |
| (4) | Disclosure of Assets under management <ul style="list-style-type: none"> Segment wise break up and Type of loan | Please refer to Annexure L of this Placement Memorandum |
| (5) | Details of borrowers <ul style="list-style-type: none"> Geographical location wise | Please refer to Annexure L of this Placement Memorandum |
| (6) | Details of Gross NPA <ul style="list-style-type: none"> Segment wise | Please refer to Annexure L of this Placement Memorandum |
| (7) | Details of Assets and Liabilities <ul style="list-style-type: none"> Residual maturity profile wise into several bucket | Please refer to Annexure L of this Placement Memorandum |
| (8) | Disclosure of latest ALM statements to stock exchange | Disseminated on the website of NSE Limited, viz, https://www.nseindia.com/get-quotes/bonds?symbol=L%26TFINANCE |

11.11 Miscellaneous

11.11.1 The names of the debenture trustee(s) shall be mentioned with statement to the effect that debenture trustee(s) has given its consent for appointment along with the copy of the consent letter from the debenture trustee:

Please refer to Section 2.3 of this Placement Memorandum.

11.11.2 If the security is backed by a guarantee or letter of comfort or any other document / letter with similar intent, a copy of the same shall be disclosed. In case such document does not contain detailed payment structure (procedure of invocation of guarantee and receipt of payment by the investor along with timelines), the same shall be disclosed in the offer document:

Not Applicable

11.12 Issue/Instrument Specific Regulations

11.12.1 Creation of recovery expense fund

The Issuer is required to deposit 0.01% of the Issue Size subject to a cap of ₹ 25,00,000 (Indian Rupees Twenty Five Lakhs), towards the recovery expense fund with the Designated Stock Exchange, as per the provisions of SEBI circular SEBI/HO/MIRSD/CRADT/CIR/P/2020/207 dated 22 October 2020.

11.12.2 Instrument Specific Regulations

The Debentures shall be issued and regulated in accordance with the provisions of the Companies Act, 2013 and rules framed thereunder and the SEBI Regulations.

11.12.3 Rights of Debenture Holders

The Debentures do not, except as provided in the Applicable Laws and under the Transaction Documents, confer upon the Debenture Holders thereof any rights or privileges available to the members of the Company including the right to receive notices or annual reports of, or to attend and/or vote, at the general meeting of the Company. However, if any resolution affecting the rights attached to the Debentures is to be placed before the shareholders, the said resolution will first be placed before the concerned registered Debenture Holders for their consideration.

Any decision to be taken by the Debenture Holders shall be taken accordance with the decision/consent/approval of the Debenture Holders.

A register of Debenture Holders will be maintained in accordance with Section 88 of the 2013 Act read with Companies (Management and Administration) Rules, 2014 and all interest and principal sums becoming due and payable in respect of the Debentures will be paid to the registered holder thereof for the time being or in the case of joint-holders, to the person whose name stands first in the Register of Debenture Holders.

The Debenture Holders will be entitled to their Debentures free from equities and/or cross claims by the Company against the original or any intermediate holders thereof.

11.12.4 A summary term sheet with prescribed information pertaining to the Debentures

A summary of the term sheet has been set forth in 'Summary of Key Terms' appearing in "*Issue Details*" of this Placement Memorandum.

11.12.5 Debenture Redemption Reserve

The Company shall maintain a reserve to be called the debenture redemption reserve ("**Debenture Redemption Reserve**") as per the provisions of the Companies Act read with rules made thereunder or any regulations or guidelines issued by SEBI, as applicable.

11.12.6 Buy Back

Subject to Applicable Law and the other Transaction Documents, the Company will have the power exercisable at its absolute discretion from time to time to repurchase some or all the Debenture(s) at any time prior to the Final Settlement Date. The Debentures which are in dematerialised form, can be repurchased by the Company through its beneficiary demat account as per the norms prescribed by the Depository. This right does not construe a call option. In the event of the Debenture(s) being bought back, or redeemed before maturity in any circumstance whatsoever, the Company shall be deemed to always have the right, subject to the provisions of the Applicable Law, to re-issue such debentures either by re-issuing the same debenture(s) or by issuing other debentures in their place (if so allowed under Applicable Law).

12 ISSUE PROCEDURE

The Issuer proposes to Issue the Debentures on the terms set out in this Placement Memorandum subject to the provisions of the Companies Act, the SEBI Debt Regulations, the SEBI LODR Regulations, the Memorandum and Articles of Association of the Issuer, Application Form, and other terms and conditions as may be incorporated in the Transaction Documents. This section applies to all applicants. Please note that all applicants are required to make payment of the full application amount along with submission of the Application Form.

The Issuer or any of its promoters or directors is not a wilful defaulter as at the date of filing of this Placement Memorandum and neither the Issuer or any of its promoters or its directors have been categorized as wilful defaulter by any bank or financial institution or consortium thereof, in accordance with the guidelines on wilful defaulters issued by the Reserve Bank of India.

Who Can Apply

Only the persons who are specifically addressed through a communication by, or on behalf of, the Company directly are eligible to apply for the Debenture. An application made by any other person will be deemed as an invalid application and rejected. Retail investors are not eligible to apply for the Debenture. Hosting of this Offer Document on the websites of NSE should not be construed as an offer

or an invitation to offer to the Indian public or any section thereof as it has been hosted only as it is required by SEBI.

- (a) Commercial Bank, Co-operative Bank, Regional Rural Bank,
- (b) Pension Fund, Provident Fund, Superannuation Fund or Gratuity Fund,
- (c) Mutual Fund,
- (d) Company, Bodies Corporate, Statutory Corporation,
- (e) Financial Institution,
- (f) Private Trust,
- (g) Insurance Company,
- (h) Registered Society,
- (i) Partnership Firm,
- (j) Hindu Undivided Family ("HUF"),
- (k) Individual,
- (l) Foreign Portfolio Investors ("FPI") (Subject to SEBI & RBI norms, as amended from time to time),
- (m) Portfolio Manager; and
- (n) All QIBs;

are eligible to bid / invest / apply for this Issue.

All applicants are required to comply with the relevant regulations/ guidelines applicable to them for investing in the Issue as per the norms approved by GOI, RBI or any other statutory body from time to time, including but not limited to NSE EBP Guidelines as published by NSE on its website (if applicable) and SEBI for investing in this Issue. The contents of this Placement Memorandum and any other information supplied in connection with this Placement Memorandum or the Debentures are intended to be used only by those investors to whom it is distributed. It is not intended for distribution to any other person and should not be reproduced or disseminated by the recipient.

However, out of the aforesaid class of investors eligible to invest, this Placement Memorandum is intended solely for the use of the person to whom it has been sent by the Issuer for the purpose of evaluating a possible investment opportunity by the recipient(s) in respect of the securities offered herein, and it is not to be reproduced or distributed to any other persons (other than professional advisors of the prospective investor receiving this Placement Memorandum from the Issuer).

Each Identified Investor should assure itself of its eligibility to apply for the Debenture before making any investment in the Issue.

Applications by AIFs (eligible to invest in this Issue in accordance with the AIF Regulations) and Mutual Funds

Each application must be accompanied by certified true copies of (i) SEBI registration certificate and trustdeed; (ii) resolution authorizing investment and containing operating instructions; and (iii) specimensignatures of authorized signatories.

Applications by Scheduled Commercial Banks, State Industrial Development Corporations and PublicFinancial Institutions

Each application must be accompanied by certified true copies of (i) the board resolution authorisinginvestment or letter of authorization or power of attorney; and (ii) specimen signatures of authorisedsignatories.

Applications by Provident Funds, Pension Funds, Superannuation Funds, Gratuity Funds and InsuranceFunds

The application must be accompanied by certified true copies of (i) trust deed/bye-laws/ regulations; (ii)resolution authorising investment; and (iii) specimen signatures of authorised signatories.

Applications by Insurance Companies

The applications must be accompanied by certified copies of (i) memorandum and articles of association;(ii) power of attorney; (iii) resolution authorising investment and containing operating instructions; and (iv)specimen signatures of authorised signatories.

Applications by Companies

The applications must be accompanied by certified true copies of (i) memorandum and articles ofassociation/constitutional documents / bye-laws; (ii) resolution authorizing investment and containingoperating instructions; and (iii) specimen signatures of authorised signatories.

Application by FPIs

The applications should be accompanied by certified true copies of (i) PAN card; (ii) constitutionaldocuments; (iii) resolution authorizing investment and containing operating instructions.

Applications under Power of Attorney/ Relevant Authority

In case of an application made under a power of attorney or resolution or authority, a certified true copythereof along with memorandum and articles of association and/or bye-laws must be attached to theApplication Form at the time of making the application, failing which, the Company reserves the full, unqualified and absolute right to accept or reject any application in whole or in part and in either casewithout assigning any reason thereto.

Names and specimen signatures of all authorised signatories must also be lodged along with thesubmission of the completed application. Further modifications/ additions to the power of attorney oraauthority should be notified to the Company at its registered office.

Trading in Debentures

Upon receipt of the final listing and trading approvals of NSE, the Debentures shall be listed on the WDM segments of NSE. The Debentures shall be freely tradable on the floors of NSE and any person who is permittedto trade in debt securities on the floor of a recognized stock exchange in accordance with Applicable Lawshall be eligible to trade in the Debentures on the floors of NSE. Trading in the

Debentures on the floors of NSE shall be subject to and will be required to be undertaken in accordance with Applicable Law and the rules, regulations and bye laws of NSE.

Each Identified Investor by subscribing to, and any subsequent purchaser by purchasing, the Debentures shall be deemed to have represented and covenanted that, and the Company shall be entitled to presume that, each of the Identified Investors and any subsequent purchaser of the Debentures:

1. has (A) sufficient knowledge, experience and expertise to invest in the Debentures; (B) not relied on either the Company or any of its affiliates, associates, holding or group entities or any person acting in its or their behalf (“**Agents**”) for any information (other than the Offer Document and the Transaction Documents), advice or recommendations of any sort; (C) understood that information contained in this Offer Document or any other document issued by the Company in connection with the Issue is not to be construed as business or investment advice; and (D) made an independent evaluation and judgment of all risks and merits before investing in the Debentures;
2. has reviewed the terms and conditions of the Debentures, as contained in this Offer Document, and has understood the same, and, on an independent assessment thereof, has found the same to be acceptable for the investment made and has understood the risks, and determined that the Debentures are a suitable investment and that the MLD Holders can bear the risk of loss of the principal outstanding, redemption premium, default interest (if applicable) or any other amounts payable in connection with the Debentures;
3. has obtained such independent and appropriate financial, tax, accounting and legal advice as required and/or deemed necessary to enable it to independently evaluate, assess and understand the appropriateness, merits and risks associated with investing in the Debentures, and also as to its legal competency and ability (including under Applicable Laws and regulations), to invest in and/or hold (including as to the duration of holding) the Debentures;
4. undertakes that, if it sells the Debentures to subsequent investors, it shall ensure, and it is its obligation to ensure that, (A) the subsequent investors receive this Offer Document and any other related document, and (B) the sale to subsequent investors will be effected by it only to such investors who confirm the receipt of all of (A) above; and
5. confirms that all necessary corporate or other necessary action has been taken to authorize it to, and that it has the ability and authority to, invest in the Debentures, and that the investment in the Debentures does not contravene any provisions of its constitutional documents, or any law, regulation or contractual restriction or obligation or undertaking binding on, or affecting, it or its assets.

In addition to the representations and covenants set forth above, the Identified Investor by subscribing to the Debentures shall be deemed to have represented and covenanted that, and the Company shall be entitled to presume that, each of the initial Identified Investors, is a person eligible to invest in the Debentures as set forth in the paragraph on ‘*Who Can Apply*’ in this Offer Document.

12.1 Documents to be provided by successful bidders

Investors need to submit the certified true copies of the following documents, along with the Application Form, as applicable:

- a. Memorandum and Articles of Association/ Constitution/ Bye-laws/ Debenture Trust Deed;

- b. Board Resolution authorizing the investment and containing operating instructions;
- c. Power of attorney/ relevant resolution/authority to make application;
- d. Specimen signatures of the authorized signatories (ink signed), duly certified by an appropriate authority;
- e. Copy of Permanent Account Number Card ("PAN Card") issued by the Income Tax Department;
- f. Necessary forms for claiming exemption from deduction of tax at source on interest on application money, wherever applicable.

12.2 How to apply

All applications for Debentures must be in the prescribed Application Form and be completed in block letters in English. Applications should be for a minimum of 10 (ten) Debentures and in multiple(s) of 1(one) Debentures thereafter. Application Forms accompanied by cash, demand drafts, cheques, money orders or postal orders are liable to be rejected. The Company will not be responsible in any manner for any applications, cash, demand drafts, cheques, money orders or postal orders lost in mail.

Payments towards application money may be made by only by way of RTGS or NEFT by the participant in the following account or in favour of the Company in such account as may be separately advised by the Company to the applicants in writing.

| | |
|-----------------------|-----------------------|
| Bank Name | HDFC Bank |
| Branch Name | Nariman Point, Mumbai |
| Account Number | 00600310034668 |
| Account Name | L&T Finance Ltd |
| IFSC Code | HDFC0000060 |
| Mode | RTGS/NEFT |

12.3 Redemption of Debentures:

12.3.1 Force Majeure Redemption:

On happening of Force Majeure Event, the Company shall have the following rights:

- (a) To extend or delay for a period of 3 (three) months from the date of actual payments (of such principal amounts and/or interest amounts that may be due and payable) all or part of the outstanding Principal Amounts and/or Interest amounts due and payable in respect of the Debentures. Provided that any extension of such repayment terms beyond a period of 3 (three) months from the actual due date of such payments shall require Debenture Holder(s) prior written consent; or
- (b) Option at its sole discretion and at any time upon the trigger and/or during the subsistence

of the Force Majeure Event for redeem all the debentures.

Provided that

- (i) The Issuer shall, to the extent possible and reasonable, ensure that the Debenture Holder(s) receive the yield on their investment under the terms of this Placement Memorandum.
- (ii) The Issuer shall notify the Debenture Trustee of the occurrence of Force Majeure Event.
- (iii) within 14 (fourteen) Business Days of identifying the event as a Force Majeure Event.

The Debenture Trustee and the Debenture Holder(s) shall maintain full confidentiality with respect to occurrence of Force Majeure Event.

- (c) Ensuing a Force Majeure Event if any relevant government authority(ies) and /or agency(ies) provides an option and/ or mandates any waiver and/ or relaxation in any manner, in respect of the obligations and/or performance of the Company under the Transaction Documents, the Company shall, have a right to opt for/request such waiver and/ or relaxation from the Debenture Trustee which shall not be withheld by the Debenture Trustee and/or Debenture Holders and shall provide to the company such waiver and/or relaxation under any such notifications or advisories by any relevant regulatory agency or authority.

12.3.2 Early Redemption

If one or more of the events specified herein occurs, the Company shall have an obligation to redeem all the Debentures. In this regard, the Debenture Trustee shall send a written notice for redemption of the Debentures to the Company, on receiving the request of such redemption from the majority Debenture Holders subject to applicable laws and RBI regulations:

- (a) If the Company undertakes Reorganisation, other than Permitted Reorganisation; and/or
- (b) Upon mutual consent of the Company and the Debenture Holders.

Subject to Applicable Law, the Company shall Redeem all Debentures and repay all amounts including the Principal Amount and redemption premium (if any) within 14 (fourteen) days from the date of request of such redemption from the majority Debenture Holders.

On the Early Redemption Date, the Company shall repay all the Principal Amounts and redemption premium (if any) and payable on the outstanding debentures.

“Permitted Reorganisation” shall mean any Reorganisation provided that as a result of any such corporate action or any reorganisation or restructuring:

- (i) There is no Change of Control of the transferee company/ surviving entity; and
- (ii) The liabilities of the Company under the Transaction Documents become the liabilities of the surviving entity and the surviving company has undertaken to discharge the obligations of the Company hereunder.

Provided that any disposal of assets, assignment or transfer by way of securitisation in the ordinary course of business shall also be construed to be Permitted Reorganisation;
Further provided that any Reorganisation mentioned herein shall require approval of the Debenture

Holders with 75% (seventy five percent) majority;

“Change of Control” shall mean, in relation to the Company, that any of the following conditions are not satisfied by Larsen and Toubro Limited (a company incorporated under the Companies Act, 1956 of the Country and bearing corporate identity number L99999MH1946PLC004768):

- (i) the ability to directly or indirectly appoint majority of the board of directors of the Company, or
- (ii) the holding of, directly or indirectly, an aggregate voting and economic interest (which interest shall include the right to vote and the right to receive a proportionate share of dividends, profits, liquidation proceeds, and other similar amounts distributed by the Issuer) in the Company, equal to more than 51% (fifty one per cent) of the share capital of the Company on a fully diluted basis, or
- (iii) the power to direct, directly or indirectly, the policy decisions or management of the Company.

12.3.3 **Debentures held in Dematerialized Form**

No action is required on the part of the Debenture Holder(s) at the time of Redemption of the Debentures and on the Redemption Date, as the case may be the redemption proceeds would be paid to those Debenture Holder(s) whose name(s) appear on the list of Beneficial Owners given by the Depositories to the Company. The name(s) would be as per the Depositories' records on the Record Date fixed for the purpose of Redemption. All such Debentures will be simultaneously redeemed through appropriate debit corporate action. The Company shall compute the redemption amounts to be paid to each of the Debenture Holders as mentioned in this Placement Memorandum. The redemption proceeds shall be directly credited through ECS, RTGS or NEFT and where such facilities are not available the Company shall make payment of all such amounts by way of cheque/demand draft. The cheque/demand draft for redemption proceeds, will be dispatched by courier or hand delivery or registered post at the address provided in the Application/at the address as notified by the Debenture Holder(s) or at the address with the Depositories' record. Once the redemption proceeds have been credited to the account of the Debenture Holder(s) or the cheque/demand draft for redemption proceeds is dispatched to the Debenture Holder(s) at the addresses provided or available from the Depositories' record, the Company's liability to redeem the Debentures on the date of Redemption shall stand extinguished and the Company will not be liable to pay any Coupon (if applicable), income or compensation of any kind from the date of redemption of the Debenture(s). Also, in case the Redemption falls on a holiday, the payment will be made on the previous working day.

12.3.4 **Rights of Debenture Holders**

The Debenture Holders will not be entitled to any rights and privileges of shareholders other than those available to them under statutory requirements. The Debentures issued under this Placement Memorandum shall not confer upon the Debenture Holders the right to receive notice, or to attend and vote at the general meetings of shareholders or Debenture Holders issued other than under this Placement Memorandum or of any other class of securities of the Company.

12.3.5 **Modification of Rights**

The rights, privileges, terms and conditions attached to the Debentures may be varied, modified or abrogated with the consent, in writing, of those Debenture Holders who hold at least three fourths of the outstanding amount of Debentures or with the sanction accorded pursuant to a resolution passed at a meeting of the Debenture Holders, provided that nothing in such consent or resolution shall be operative against the Company where such consent or resolution modifies or varies the terms and

conditions of the Debentures, if the same are not acceptable to the Company and provided further that that for any terms that are not adverse to the interests of the Debenture Holders or clarificatory or explanatory changes to the terms and conditions of these Debentures (to the extent permitted under applicable laws) the consent of the Debenture Holders shall not be required and the consent of the Debenture Trustee in this regard shall be adequate.

12.3.6 Further Borrowings

The Company shall be at liberty from time to time during the continuance of the security and/or the credit enhancement to issue at such future dates and in such denomination as it considers advisable, further convertible and/or nonconvertible debentures and/or to raise further loans, advances and/or avail further financial and/or guarantee facilities from financial institutions, banks and/or any other person(s) or entities in any other form. However, until the debentures are fully redeemed, the Issuer shall not create a further charge over the Hypothecated Assets without obtaining prior written approval of Debenture Holders and Trustee. Subject to as provided here, it is clarified that the Issuer shall be entitled to create charge over any assets of the Issuer without any approval or consent or intimation from Debenture Holders and/or Trustee.

12.3.7 Notices

All notices to the Debenture Holder(s) required to be given by the Company or the Debenture Trustee shall have and shall be deemed to have been given if sent by ordinary post or by e-mail to the original sole/first allottees of the Debenture(s) or if notification and mandate has been received by the Company, pursuant to the provisions contained herein above, to the sole/first transferees. All notices to be given by the Debenture Holder(s), including notices referred to under "Redemption" may be sent by registered post/courier or by e-mail(s) or by hand delivery to the Company or to such persons at such address as may be notified by the Company from time to time.

12.3.8 Minimum subscription

As the current issue of Debentures are being made on private placement basis, the requirement of minimum subscription shall not be applicable and therefore the Issuer shall not be liable to refund the issue subscription(s) / proceed (s) in the event of the total issue collection falling short of the Issue Size or certain percentage of the Issue Size.

12.3.9 Underwriting

The present issue of Debentures is not underwritten.

12.3.10 Deemed Date of Allotment

All benefits under the Debentures including payment of interest will accrue to the Debenture Holders from and including the respective Deemed Date of Allotment. The actual allotment of Debentures may take place on a date other than the Deemed Date of Allotment. In case if the issue closing date/pay-in dates is/are changed (pre-poned/ postponed), the Deemed Date of Allotment may also be changed (pre-pond/ postponed) by the Issuer at its sole and absolute discretion.

12.3.11 Letter(s) of Allotment / Debenture Certificate(s) /Refund Order (s)/Issue of Letter(s) of Allotment

The Company shall issue a letter of allotment to each Debenture Holder on the Deemed Date of Allotment. Further, the Company shall allot the Debentures in dematerialized form within 2 (two)

Business Days from the Deemed Date of Allotment and ensure completion of all statutory formalities as required for such dematerialized credit within the said time period.

12.3.12 Issue of Debenture Certificate(s)

The Company shall issue a letter of allotment to each Debenture Holder on the Deemed Date of Allotment. Further, the Company shall allot the Debentures in dematerialized form within 2 (two) Business Days from the Deemed Date of Allotment and ensure completion of all statutory formalities as required for such dematerialized credit within the said time period. The Debentures since issued in electronic (dematerialized) form, will be governed as per the provisions of the Depository Act, Securities and Exchange Board of India (Depositories and Participants) Regulations, 1996, rules notified by NSDL/CDSL/ Depository Participant from time to time and other applicable laws and rules notified in respect thereof. The Debentures shall be allotted in dematerialized form only.

12.3.13 Market Lot

The market lot will be one Debenture ("Market Lot"). Since the Debentures are being issued only in dematerialized form, the odd lots will not arise either at the time of issuance or at the time of transfer of Debentures.

12.3.14 Trading of Debentures

The marketable lot for the purpose of trading of Debentures shall be 1 (one) Debenture of face value of ₹ 10,00,000 (Indian Rupees Ten Lakhs) each. Trading of Debentures would be permitted in demat mode only in standard denomination of ₹ 10,00,000 (Indian Rupees Ten Lakhs) and such trades shall be cleared and settled in recognized stock exchange(s) subject to conditions specified by SEBI. In case of trading in Debentures which has been made over the counter, the trades shall be reported on a recognized stock exchange having a nationwide trading terminal or such other platform as may be specified by SEBI.

12.3.15 Mode of Transfer of Debentures

The Debenture issued under the Placement Memorandum shall be transferable freely to all classes of eligible investors. The Debenture(s) shall be transferred and/or transmitted in accordance with the applicable provisions of the Companies Act. The provisions relating to transfer and transmission and other related matters in respect of shares of the Company contained in the Articles of Association and the Companies Act shall apply, mutatis mutandis (to the extent applicable to Debentures) to the Debentures as well. In respect of the Debentures held in certificate form, a suitable instrument of transfer as may be prescribed by the Company may be used for the same. The Debentures held in dematerialised form shall be transferred subject to and in accordance with the rules/procedures as prescribed by the Depositories/DP of the transferor/transferee and any other applicable laws and rules notified in respect thereof. Transfer of Debentures to and from non-resident Indians ("NRIs")/ overseas corporate body ("OCB") in case they seek to hold the Debentures and are eligible to do so, will be governed by the then prevailing guidelines of RBI. The transferee(s) should ensure that the transfer formalities are completed prior to the Record Date. In the absence of the same, Coupon (if applicable) will be paid/redemption will be made to the person, whose name appears in the Register of Debenture Holders/records of the Depository. In such cases, claims, if any, by the transferee(s) would need to be settled with the transferor(s) and not with the Company.

The Company confirms that the forms of transfer as set out hereinabove are common forms of transfer as applicable to all Debentures issued by the Company.

12.3.16 Common Form of Transfer

The Issuer undertakes that it shall use a common form/procedure for transfer of Debentures issued under terms of this Placement Memorandum.

12.3.17 Interest on Application Money

No interest on application money will be payable to the investors.

12.3.18 Deduction of Tax at Source

All payments to be made by the Company to the Debenture Holders under the Transaction Documents shall be made free and clear of and without deduction for or on account of taxes, except as required under the Income Tax Act, 1961, in the case of payment of interest under any Transaction Document or any interest to be paid on the withheld premium or any other amount payable in relation to the Debentures, as applicable. Provided that, the Company within the time stipulated under Applicable Laws delivers to the Debenture Trustee/ Debenture Holders tax withholding or tax deduction certificates in respect of such withholding or deduction made in any Fiscal Year, evidencing that such deducted taxes or withholdings have been duly remitted to the appropriate Governmental Authority.

If the Company is required to make a tax deduction, it shall make that tax deduction and any payment required in connection with such tax deduction within the time allowed and in the minimum amount required by Applicable Law.

12.3.19 List of Beneficial Owners

The Issuer shall request the Depository to provide a list of Debenture Holders as at the end of the Record Date. This shall be the list, which shall be considered for payment of interest or repayment of principal amount, as the case may be.

12.3.20 Succession

Where Debentures are held in joint names and one of the joint holders dies, the survivor(s) will be recognized as the holder(s) of the said Debentures. It would be sufficient for the Company to delete the name of the deceased Debenture Holder after obtaining satisfactory evidence of his death. Provided, a third person may call on the Company to register his name as successor of the deceased holder after obtaining evidence such as probate of a will for the purpose of proving his title to the Debentures.

In the event of demise of the sole/first holder of the Debenture(s), the Company will recognize the executors or administrator of the deceased Debenture Holder, or the holder of the succession certificate or other legal representative as having title to the Debentures only if such executor or administrator obtains and produces probate or letter of administration or is the holder of the succession certificate or other legal representation, as the case may be, from an appropriate Court in India. The Directors of the Company in their absolute discretion may, in any case, dispense with production of probate or letter of administration or succession certificate or other legal representation.

Where a NRI becomes entitled to the Debenture by way of succession, the following steps have to be complied with:

Documentary evidence to be submitted to the Legacy Cell of the RBI to the effect that the Debenture was acquired by the NRI as part of the legacy left by the deceased holder.

Proof that the NRI is an Indian national or is of Indian origin. Such holding by the NRI will be on a non-repatriation basis

12.3.21 Joint Holders

Payment of the principal amount of each of the Debentures and interest and other monies payable thereon shall be made to the respective Debenture Holder and in case of joint Debenture Holders, to the one whose name stands first in the register of Debenture Holder(s).

12.3.22 Governing Law and Jurisdiction

12.3.23 The Transaction Documents and the rights and obligations of the Parties thereunder shall be construed in accordance with and be governed by the laws of India. The courts and tribunals in Chennai will have exclusive jurisdiction in relation to matters pertaining to this Issue of Debentures.

12.3.24 Investor Relations and Grievance Redressal

Arrangements have been made to redress investor grievances expeditiously as far as possible. The Issuer shall endeavour to resolve the investor's grievances within 30 (thirty) days of its receipt. All grievances related to the issue quoting the Application Number (including prefix), number of Debentures applied for, amount paid on application and details of collection centre where the Application was submitted, may be addressed to the Compliance Officer at Registered Office of the Issuer. All investors are hereby informed that the Issuer has designated a Compliance Officer who may be contacted in case of any pre-issue/ post-issue related problems such as non-credit of letter(s) of allotment/ debenture certificate(s) in the demat account, non-receipt of refund order(s), interest warrant(s)/ cheque(s) etc. Contact details of the Compliance Officer are given elsewhere in this Placement Memorandum.

13 ADDITIONAL TERMS

13.1 Trustee to the Debenture Holders

The consent of Debenture Trustee for the Debentures proposed to be issued in pursuance of this Placement Memorandum has been obtained by the Company. The Company and the Debenture Trustee would enter into a Debenture Trust Deed and such other deeds/documents, as the case may be, specifying inter alia, the powers, authorities and obligations of the Debenture Trustee and the Company in respect of the Debentures proposed to be issued in pursuance of this Placement Memorandum.

By applying for the Debentures, the Debenture Holders shall/have without further action or deed, be deemed to have irrevocably given their consent to and authorized the Debenture Trustee or any of their agents or authorized officials to do, inter alia, all acts, deeds, matters and things in respect of or relating to the Debentures. All the rights and remedies of the Debenture Holders shall vest in and shall be exercised by the Debenture Trustee without reference to the Debenture Holders. No Debenture Holder shall be entitled to proceed directly against the Company unless the Debenture Trustee, having become so bound to proceed, failed to do so. The Debenture Trustee will endeavour to protect the interest of the Debenture Holders in the event of default in regard to timely payment of principal/interest by the Company. Main events of default under the Debenture Trust Deed would be as specified below.

13.2 Terms of the debenture

| | |
|-----------------------------|---|
| Fees | As per the Debenture Trustee Consent Letter dated January 04, 2023. |
| Details of security created | As per clause 14.14 |

13.3 Due diligence

The Debenture Trustee has undertaken the necessary due diligence in accordance with Applicable Law, including the SEBI (Debenture Trustees) Regulations, 1993, read with the SEBI circulars titled (i) "Creation of Security in issuance of listed debt securities and 'due diligence' by debenture trustee(s)" dated November 3, 2020; and (ii) "Monitoring and Disclosures by Debenture Trustee(s)" dated November 12, 2020.

The Debenture Trustee, either through themselves or their agents /advisors/consultants, have carried out requisite diligence to verify the status of encumbrance and valuation of the assets.

The Debenture Trustee, either through themselves or their agents/advisors/consultants, have examined the books of account of the Issuer and have inspected the Issuer's assets by its officers and/or external auditors/valuers/consultants/lawyers/technical experts/management consultants appointed by the Debenture Trustee.

13.4 Inspection

The Debenture Trustee or its authorized representatives shall be entitled to carry out inspections of the Company's offices, records, registers and accounts upon giving a reasonable notice in writing to the Company, to the extent such inspection is necessary for exercising any of the powers or discharging any of the duties of the Debenture Trustee hereunder. Any representative of the Debenture Trustee shall have free access at all reasonable times to the Company's premises, records, registers and accounts and shall receive full co-operation and assistance from the Company. The cost of inspection, including travelling and other related expenses shall be borne and paid by the Company.

13.5 Authority to Delegate

The Debenture Trustee may whenever they think it expedient, delegate by Power of Attorney or otherwise to any such officer/ employee/ agent all or any of the trusts, powers, authorities and discretion vested in them by these presents and any such delegation may be made upon such terms and conditions and subject to such regulations (including power to sub-delegate) as the Debenture Trustee may think fit. The delegate may, in the execution and exercise of all or any of the trusts, powers, authorities and discretion vested in him, act as an officer or officers for the time being of the Debenture Trustee.

13.6 Authority to Employ Agents

The Debenture Trustee may, in carrying out the trust business, employ and pay any person to transact or concur in transacting any business and do or concur in doing all acts required to be done by the Debenture Trustee including the receipt and payment of moneys and shall be entitled to charge and be paid all reasonable and customary, professional and other charges for business transacted and acts done by them in connection with the trust.

13.7 Debenture Trustee may contract with Company

The Debenture Trustee and/or any agent of the Debenture Trustee shall be precluded from making any contract or entering into any arrangement or transaction with the Company unless the same is permitted under the extant regulatory provisions.

13.8 Retirement and Removal of Debenture Trustee

- (i) The Debenture Trustee can retire at any time without assigning any reason and without being responsible for any loss or costs occasioned by such retirement provided that the Debenture Trustee gives at least one month's previous notice in writing to the Company and, provided that they shall continue to act as Debenture Trustee until a successor trustee is appointed by the Company;
- (ii) The Debenture Trustee may be removed by the Debenture Holders by a special resolution of not less than three fourth in value of the Debentures outstanding, at their meeting. The Company shall appoint such person or persons as may be nominated by such resolution as new trustee or trustee hereof;
- (iii) For the purpose aforesaid, forthwith upon receipt of the notice of retirement from the Debenture Trustee for the time being hereof or on the occurrence of the vacancy in the office of the trustee or Debenture Trustee hereof, the Company shall appoint another debenture trustee only with the written consent of the majority of the Debenture Holders; and
- (iv) For the purposes aforesaid, forthwith upon receipt of the notice of retirement from the Debenture Trustee for the time being hereof or on the occurrence of a vacancy in the office of the Debenture Trustee, the Company shall convene a meeting of the Debenture Holders/ Beneficial Owners. A company, body corporate or a statutory corporation, which is a financial institution in the public sector, may be appointed to be a trustee (SEBI registered) hereof. Whenever there shall be more than two trustees hereof the majority of such trustee shall be entitled to exercise the powers, authorities and discretions hereby vested in the Debenture Trustee.

13.9 Effect of Holidays

Should any of the dates defined above or elsewhere in the Placement Memorandum, excepting the Date of Allotment and the Maturity Date, fall on a Saturday, Sunday or a public holiday, the next business day shall be considered as the effective date. In case the Maturity Date falls on a Saturday, Sunday or a public holiday, the previous business day shall be considered as the Maturity Date.

13.10 Day Count Convention

Interest shall be computed on an actual day count convention on the principal outstanding on the Debentures i.e. interest would be calculated on actual/actual day convention on the principal outstanding on Debentures, as per the SEBI Debt Regulations.

13.11 Tax Benefits

There are no specific tax benefits attached to the Debentures. Investors are advised to consider the tax implications of their respective investment in the Debentures and are advised to consult with their tax advisors with regards to such investments.

13.12 Obligations of Investors

Notwithstanding anything contained hereinabove, every potential investor/investor of the Debentures must read, understand and accept, and shall be deemed to have read, understood and accepted, the terms and conditions of this Placement Memorandum prior to investing in the Debentures.

As a Debenture Holder, every initial investor undertakes by virtue of this Placement Memorandum, that if the initial investor as the Debenture Holder sells the Debentures to subsequent investors, the initial investor as the Debenture Holder shall ensure that such subsequent investors receive from the Debenture Holder, a copy of this Placement Memorandum, and shall sell the Debentures to a subsequent investor only if such subsequent investor has read, understood and accepted all the terms and conditions referred to above and is an investor who falls within the specified categories ("Who can apply"). Any such subsequent investor shall be deemed to have read, understood and accepted the terms and conditions in the documents referred to above prior to investing in the Debentures.

Any person selling these Debentures would be responsible for ensuring full and prior disclosure of the terms and conditions of the Debentures to the person(s) to whom they are selling these Debentures and shall sell the Debentures only if the subsequent subscriber has read, understood and accepted all the terms and conditions. The Company would presume full knowledge of the contents of this Placement Memorandum and a full understanding of the Debentures, their nature and the applicable terms and conditions on the part of any person holding/buying these Debentures, and no claim to the contrary shall be entertained and the Company shall not be held responsible for any losses, costs and/or damages that such subsequent investor/subscriber may suffer.

13.13 Undertaking by the Company

The Company undertakes that:

- (i) It shall attend to the complaints received in respect of the Issue expeditiously and satisfactorily;
- (ii) It will take all steps for completion of the necessary formalities for listing and commencement of trading at all stock exchanges where the securities are proposed to be listed within 3 days of the closure of the issue;
- (iii) The funds required for making refunds, if any, shall be made available on time;
- (iv) That necessary co-operation shall be extended to credit rating agency in providing true and adequate information till the debt obligations in respect of the instruments are outstanding;
- (v) The Company shall disclose the complete name and address of the Debenture Trustee in its annual report; and
- (vi) The Company shall furnish a confirmation certificate that the security created by the Company in favour of the Debenture Holders is properly maintained and is adequate enough to meet the payment obligations towards the Debenture Holders in the event of a default.

Please note that this Placement Memorandum relates to issuance of Debentures made on a private placement basis. Consequently, there may have been/or may be instances in the future in which the Company shall subject the applicable law, undertake further issuance of Debentures pending listing of the debt securities and/or before the application monies for the previous issues have been refunded.

13.14 Security and Security Cover

An exclusive and first ranking charge by way of hypothecation over identified fixed deposits of the Issuer and/or an exclusive and first ranking floating charge by way of hypothecation on identified standard receivables ("Hypothecated Assets") of the Issuer, to the extent of the Security Cover more particularly set out in Annexure N of this Placement Memorandum, will be provided as a security for the Debentures in terms of the Debenture Trust Deed,

The Issuer undertakes that the assets on which charge is created under this Placement Memorandum are free from any encumbrances and the charge is on exclusive basis. It is further clarified that the security created under this Placement Memorandum is not provided on pari-passu charge basis. Therefore, the Issuer does not require any consent and/or no objection certificate and/or any other document and/or action from its existing lenders and/or creditors in respect of the assets provided as security under this Placement Memorandum.

It is further clarified that the Issuer does not require any consent and/or no objection certificate and/or any other document and/or action from the NCD Holders for creating any charge, encumbrance in any form and manner over any of the assets/properties of the Issuer other than provided as security under this Placement Memorandum.

The Issuer, if fails to execute the trust deed within the period specified above, without prejudice to any liability arising on account of violation of the provisions of the Act and the Regulations, the Issuer shall also pay interest of at least two percent per annum to the debenture holder, over the calculated yield (as defined in 'Disclosure of Cash Flow' in the term sheet provided in Annxure N) till the execution of the trust deed.

13.15 Security Cover

Please refer to Annexure N of this Placement Memorandum.

13.16 Right to Re-purchase and Re-issue the Debentures

The Company will have power, exercisable at its sole and absolute discretion from time to time to buyback/ repurchase a part or all of its Debentures from the secondary markets or otherwise at any time prior to the date of maturity as per the prevailing guidelines/regulations of RBI and other authorities.

In the event of a part or all of its Debentures being repurchased as aforesaid or redeemed under any circumstances whatsoever, the Company shall have, and shall be deemed always to have had, the power to reissue the Debenture either by reissuing the same Debenture or by issuing other Debenture in their place (if so allowed under Applicable Law).

Further the Company, in respect of such repurchased or redeemed Debenture shall have the power, exercisable either for a part or all of those Debenture, to cancel, keep alive, appoint nominee(s) to hold or reissue at such price and on such terms and conditions as it may deem fit and as permitted by Applicable Law

The Issue is also being made pursuant to the provisions of the Operational Circular dated August 10, 2021. Necessary actions shall be taken by the Company to ensure compliance of the aforesaid circular within the prescribed timelines, subject to requisite approvals inter alia from Board of Directors, shareholders of the Company or any other Regulator / authority.

13.17 The rating rationale adopted by the rating agency

ICRA Limited has assigned PP-MLD[ICRA] AAA rating with a Stable outlook for borrowings through issue of the Principal protected market-linked debentures.

Instruments with this rating are considered to have the highest degree of safety regarding timely servicing of financial obligations. Such instruments carry lowest credit risk. The special symbol 'emr' suffixed to rating symbol signifies exclusion of embedded market risk from the rating. Please refer to Annexure C of this Placement Memorandum.

13.18 Name of the stock exchange

The securities are proposed to be listed on the WDM segment of the National Stock Exchange of India Limited, Exchange Plaza, Bandra-Kurla Complex, Bandra I, Mumbai – 400 051

13.19 Authorisation to issue the Placement Memorandum

In accordance with RBI Directions, the following persons are authorised to issue the Placement Memorandum pursuant to resolution passed by committee of directors on December 03, 2021:

- (i) Mr. Dinanath Dubhashi – Chairperson and Non-executive Director
- (ii) Mr. P. V. Bhide – Independent Director
- (iii) Dr. Rajani Gupte – Independent Director
- (iv) Mr. Rishi Mandawat – Non-executive Director
- (v) Mr. Sunil Prabhune – Whole Time Director
- (vi) Mr. Sachinn Joshi – Authorised Signatory
- (vii) Ms. Apurva Rathod – Company Secretary
- (viii) Ms. Savita Kodain – Authorised Signatory
- (ix) Mr. Ravindra Gersappa – Authorised Signatory
- (x) Mr. Gaurav Pachauri – Authorised Signatory
- (xi) Mr. Prakash Kurup – Authorised Signatory
- (xii) Mr. Jay Jain - Authorised Signatory
- (xiii) Ms. Roopa Kini - Authorised Signatory
- (xiv) Mr. Nagaraajan Iyer - Authorised Signatory

DECLARATION BY THE ISSUER

The Issuer hereby declares that this Placement Memorandum contains full disclosure in accordance with SEBI Debt Regulations, the Companies Act and the Operational Guidelines.

The Issuer also confirms that this Placement Memorandum does not omit disclosure of any material fact which may make the statements made therein, in the light of the circumstances under which they are made, misleading. The Placement Memorandum also does not contain any false or misleading statement. The Issuer accepts no responsibility for the statements made otherwise than in this Placement Memorandum or in any other material issued by or at the instance of the Issuer and that anyone placing reliance on any other source of information would be doing so at his own risk.

The Issuer declares that all the relevant provisions of the relevant regulations or guidelines issued by SEBI and other Applicable Laws have been complied with and no statement made in this Placement Memorandum is contrary to the provisions of the regulations or guidelines issued by SEBI and other Applicable Law, as the case may be.

Signed By:

Name: Ms. Apurva Rathod
Designation: Company Secretary and Compliance Officer
Date: January 04, 2023

The directors of the Issuer hereby confirm and declare that:

- i. the Issuer has complied with the relevant provisions of the Companies Act, 2013 and the rules made thereunder, including the compliances in relation to making a private placement of the Debentures, Securities Contracts (Regulation) Act, 1956 and Securities Exchange Board of India Act, 1992;
- ii. the compliance with the Companies Act, 2013 and the rules does not imply that payment of dividend or interest or repayment of Debentures, if applicable, is guaranteed by Central Government;
- iii. the monies received under the Issuer shall be used only for the purposes and objects indicated in the Placement Memorandum; and
- iv. whatever is stated in this form and in the attachments thereto is true, correct and complete and no information material to the subject matter of this form has been suppressed or concealed and is as per the original records maintained by the promoters subscribing to the Memorandum of Association and Articles of Association.

I am authorised by the Board of Directors of the Company vide resolution dated March 28, 2022 to sign this form and declare that all the requirements of Companies Act, 2013 and the rules made thereunder in respect of the subject matter of this form and matters incidental thereto have been complied with. Whatever is stated in this form and in the attachments thereto is true, correct and complete and no information material to the subject matter of this Information Memorandum has been suppressed or concealed and is as per the original records maintained by the promoters subscribing to the Memorandum of Association and Articles of Association.

Name: Mr. Dinanath Dubhashi

Designation: Director

Place: Mumbai

Date: January 04, 2023

Attachments

- 1. Copy of Board Resolution**
- 2. Copy of shareholders Resolution**
- 3. Copy of Optional attachments, if any**

ANNEXURES:

- A. Financial Information.
- B. Debenture Trustee Consent letter.
- C. Rating Letters.
- D. List of Branches.
- E. Details of Directors' Remuneration.
- F. Copy of Board/Committee Resolutions.
- G. Copy of Shareholders' Resolution.
- H. Details of the number of persons to whom allotment on preferential basis/ private placement/ rights issue has already been made during the year, in terms of number of securities as well as price.
- I. Application Form
- J. Key Operational and Financial Parameters
- K. Gross Debt to Equity Ratio
- L. Financial Indebtedness
- M. Shareholding Pattern
- N. Summary of Key Terms
- O. Lending Policy
- P. Due Dilligence Certificate
- Q. In-Principle Approval

ANNEXURE A

FINANCIAL INFORMATION

1. A columnar representation of the audited financial statements (i.e. Profit & Loss statement, Balance Sheet and Cash Flow statement) both on a standalone and consolidated basis for a period of three completed years which shall not be more than six months old from the date of the placement memorandum or issue opening date, as applicable:

M S K A & Associates
Chartered Accountants
602, Floor 6, Raheja Titanium,
Western Express Highway,
Ram Nagar, Goregaon (E),
Mumbai - 400 063.

Kalyaniwalla & Mistry LLP
Chartered Accountants
2nd Floor, 29, Esplanade House
Hazarimal Somani Marg, Fort
Mumbai - 400 001.

Independent Auditor's Review Report on unaudited quarter and six months ended standalone financial results of L&T Finance Limited pursuant to the Regulation 52 of the SEBI (Listing Obligations and Disclosure Requirements) Regulations, 2015, as amended

To The Board of Directors of L&T Finance Limited

1. We have reviewed the accompanying statement of unaudited standalone financial results of L&T Finance Limited ('the Company') for the quarter and six months ended September 30, 2022 ('the Statement') attached herewith, being submitted by the Company pursuant to the requirements of Regulation 52 of the Securities and Exchange Board of India (Listing Obligations and Disclosure Requirements) Regulations, 2015 as amended ('the Regulations'). This Statement is the responsibility of the Management of the Company and has been approved by the Board of Directors at its meeting held on October 20, 2022. Our responsibility is to express a conclusion on the Statement based on our review.
2. This Statement has been prepared by the Management of the Company in accordance with the recognition and measurement principles laid down in Indian Accounting Standard 34 'Interim Financial Reporting' ('Ind AS 34'), prescribed under Section 133 of the Companies Act, 2013 read with relevant rules issued thereunder and other recognized accounting principles generally accepted in India and in compliance with the Regulations.
3. We conducted our review of the Statement in accordance with the Standard on Review Engagement (SRE) 2410, 'Review of Interim Financial Information Performed by the Independent Auditor of the Entity' issued by the Institute of Chartered Accountants of India. This standard requires that we plan and perform the review to obtain moderate assurance as to whether the Statement is free of material misstatement. A review consists of making inquiries, primarily of persons responsible for financial and accounting matters, and applying analytical and other review procedures. A review is substantially less in scope than an audit conducted in accordance with Standards on Auditing and consequently does not enable us to obtain assurance that we would become aware of all significant matters that might be identified in an audit. Accordingly, we do not express an audit opinion.



4. Based on our review conducted as above, nothing has come to our attention that causes us to believe that the accompanying Statement prepared in accordance with the recognition and measurement principles laid down in Ind AS 34 prescribed under Section 133 of the Companies Act, 2013 read with relevant rules issued thereunder and other recognized accounting principles generally accepted in India has not disclosed the information required to be disclosed in terms of the Regulations including the manner in which it is to be disclosed, or that it contains any material misstatement.

For M S K A & Associates
Chartered Accountants
ICAI Firm Registration No: 105047W

Srividya Vaidison

Srividya Vaidison
Partner
Membership No: 207132
UDIN: 22207132BAJNRI8764



Mumbai
October 20, 2022

For Kalyaniwalla & Mistry LLP
Chartered Accountants
ICAI Firm Registration No: 104607W/W100166

Roshni R. Marfatia

Roshni R. Marfatia
Partner
Membership No: 106548
UDIN: 22106548BAJIGN9245



Mumbai
October 20, 2022

L&T FINANCE LIMITED
(A wholly owned subsidiary of L&T Finance Holdings Limited)
CIN. U65910WB1993FLC060810

Regd. Office : 15th Floor, PS Srijan Tech Park, Plot No. 52, Block-DN, Sector-V, Salt Lake, Kolkata - 700 091 District 24-Parganas North
Website: www.ltfs.com Email: investorgrievances@ltfs.com Phone: 033 6611 1800 Fax: 033 6611 1802

₹ in crore

| STATEMENT OF UNAUDITED FINANCIAL RESULTS FOR THE QUARTER AND SIX MONTHS ENDED SEPTEMBER 30, 2022 | | | | | | | |
|--|---|--------------------|-----------------|--------------------|--------------------|--------------------|------------------|
| Sr. No. | Particulars | Quarter ended | | | Six months ended | | Year ended |
| | | September 30, 2022 | June 30, 2022 | September 30, 2021 | September 30, 2022 | September 30, 2021 | March 31, 2022 |
| | | (Refer note 6) | (Unaudited) | (Unaudited) | (Unaudited) | (Unaudited) | (Audited) |
| (I) | Revenue from operations | | | | | | |
| | (a) Interest income | 2,907.87 | 2,789.56 | 2,703.83 | 5,697.43 | 5,500.19 | 10,969.31 |
| | (b) Dividend income | - | - | - | - | - | 0.14 |
| | (c) Rental income | 0.04 | 0.12 | 0.50 | 0.16 | 1.18 | 1.73 |
| | (d) Fees and commission income | 36.00 | 26.02 | 20.44 | 62.02 | 32.52 | 86.40 |
| | Total revenue from operations | 2,943.91 | 2,815.70 | 2,724.77 | 5,759.61 | 5,533.89 | 11,057.58 |
| (II) | Other income | 119.32 | 146.80 | 82.38 | 266.12 | 142.90 | 387.58 |
| (III) | Total income (I+II) | 3,063.23 | 2,962.50 | 2,807.15 | 6,025.73 | 5,676.79 | 11,445.16 |
| (IV) | Expenses | | | | | | |
| | (a) Finance costs | 1,297.53 | 1,270.71 | 1,259.96 | 2,568.24 | 2,584.53 | 5,065.27 |
| | (b) Net loss on fair value changes | 112.78 | 60.77 | 664.52 | 173.55 | 748.01 | 1,075.90 |
| | (c) Net loss on derecognition of financial instruments under amortised cost category | 59.49 | 72.99 | 75.82 | 132.48 | 108.11 | 285.01 |
| | (d) Impairment on financial instruments | 405.49 | 654.11 | 42.92 | 1,059.60 | 818.12 | 1,676.79 |
| | (e) Employee benefits expenses | 336.56 | 291.02 | 253.76 | 627.58 | 513.24 | 1,061.46 |
| | (f) Depreciation, amortization and impairment | 25.35 | 25.61 | 26.27 | 50.96 | 47.16 | 95.73 |
| | (g) Other expenses | 311.26 | 299.15 | 272.34 | 610.41 | 509.14 | 1,093.13 |
| | Total expenses | 2,548.46 | 2,674.36 | 2,595.59 | 5,222.82 | 5,328.31 | 10,353.29 |
| (V) | Profit before tax (III - IV) | 514.77 | 288.14 | 211.56 | 802.91 | 348.48 | 1,091.87 |
| (VI) | Tax expense: | | | | | | |
| | a) Current tax | 169.76 | 24.70 | (261.72) | 194.46 | - | 118.35 |
| | b) Deferred tax | (37.31) | 49.44 | 317.96 | 12.13 | 92.70 | 165.54 |
| | Total tax expense (a+b) | 132.45 | 74.14 | 56.24 | 206.59 | 92.70 | 283.89 |
| (VII) | Profit for the period/year (V-VI) | 382.32 | 214.00 | 155.32 | 596.32 | 255.78 | 807.98 |
| (VIII) | Other comprehensive income | | | | | | |
| A | (i) Items that will not be reclassified to profit or loss | | | | | | |
| | a) Remeasurement of defined benefit plans | (0.90) | (2.07) | 0.92 | (2.97) | (1.08) | 1.99 |
| | b) Change in fair value of equity instruments measured at fair value through other comprehensive income | - | - | - | - | - | - |
| | (ii) Income tax relating to items that will not be reclassified to profit or loss | 0.23 | 0.52 | (0.23) | 0.75 | 0.27 | (0.50) |
| | Subtotal (A) | (0.67) | (1.55) | 0.69 | (2.22) | (0.81) | 1.49 |
| B | (i) Items that will be reclassified to profit or loss | | | | | | |
| | a) Change in fair value of debt instruments measured at fair value through other comprehensive income | (5.34) | (13.47) | 28.45 | (18.81) | 26.94 | 21.22 |
| | b) The effective portion of gains / (loss) on hedging instruments in a cash flow hedge | 0.66 | 64.44 | (46.08) | 65.10 | (5.98) | 52.53 |
| | (ii) Income tax relating to items that will be reclassified to profit or loss | (0.17) | (16.22) | 11.60 | (16.39) | 1.51 | (13.22) |
| | Subtotal (B) | (4.85) | 34.75 | (6.03) | 29.90 | 22.47 | 60.53 |
| | Other comprehensive income (A+B) | (5.52) | 33.20 | (5.34) | 27.68 | 21.66 | 62.02 |
| (IX) | Total comprehensive income for the period/year (VII+VIII) | 376.80 | 247.20 | 149.98 | 624.00 | 277.44 | 870.00 |
| (X) | Earnings per equity share (*not annualised): | | | | | | |
| | (a) Basic (₹) | *1.42 | *0.80 | *0.58 | *2.22 | *0.95 | 3.01 |
| | (b) Diluted (₹) | *1.42 | *0.80 | *0.58 | *2.22 | *0.95 | 3.01 |



L&T FINANCE LIMITED
(A wholly owned subsidiary of L&T Finance Holdings Limited)
CIN. U65910WB1993FLC060810

Regd. Office : 15th Floor, PS Srijan Tech Park, Plot No. 52, Block-DN, Sector-V, Salt Lake, Kolkata - 700 091 District 24-Parganas North
Website: www.ltfs.com Email: investor grievances@ltfs.com Phone: 033 6611 1800 Fax: 033 6611 1802

Notes:

1 Statement of assets and liabilities

₹ in crore

| Sr. No. | Particulars | As at | As at |
|----------|---|--------------------|------------------|
| | | September 30, 2022 | March 31, 2022 |
| | | (Unaudited) | (Audited) |
| A | ASSETS | | |
| 1 | Financial assets | | |
| | (a) Cash and cash equivalents | 1,686.56 | 4,233.83 |
| | (b) Bank balance other than (a) above | 2,931.01 | 1,909.36 |
| | (c) Derivative financial instruments | 204.64 | 204.04 |
| | (d) Receivables | | |
| | Trade receivables | 2.25 | 5.24 |
| | Other receivables | 176.36 | 56.43 |
| | (e) Loans | 78,786.97 | 77,529.06 |
| | (f) Investments | 10,818.64 | 9,303.95 |
| | (g) Other financial assets | 86.99 | 82.78 |
| 2 | Non-financial assets | | |
| | (a) Current tax assets (net) | 635.33 | 580.18 |
| | (b) Deferred tax assets (net) | 1,373.43 | 1,401.20 |
| | (c) Property, plant and equipment | 22.28 | 19.41 |
| | (d) Intangible assets under development | 9.89 | 21.79 |
| | (e) Other intangible assets | 120.23 | 115.76 |
| | (f) Right of use assets | 39.92 | 32.36 |
| | (g) Other non-financial assets | 681.66 | 676.44 |
| | TOTAL - ASSETS | 97,576.16 | 96,171.83 |
| B | LIABILITIES AND EQUITY | | |
| 1 | Financial liabilities | | |
| | (a) Payables | | |
| | (i) Trade payables | | |
| | (i) total outstanding dues of micro enterprises and small enterprises | 1.32 | 0.19 |
| | (ii) total outstanding dues of creditors other than micro enterprises and small enterprises | 637.61 | 423.48 |
| | (ii) Other payables | | |
| | (i) total outstanding dues of micro enterprises and small enterprises | - | - |
| | (ii) total outstanding dues of creditors other than micro enterprises and small enterprises | - | 6.49 |
| | (b) Debt securities | 32,831.02 | 34,665.61 |
| | (c) Borrowings (other than debt securities) | 43,150.27 | 40,356.40 |
| | (d) Subordinated liabilities | 3,109.24 | 3,297.59 |
| | (e) Lease liabilities | 44.39 | 35.53 |
| | (f) Other financial liabilities | 467.41 | 662.54 |
| 2 | Non financial liabilities | | |
| | (a) Current tax liabilities (net) | 155.55 | 155.55 |
| | (b) Provisions | 32.80 | 25.86 |
| | (c) Other non-financial liabilities | 31.32 | 51.36 |
| 3 | Equity | | |
| | (a) Equity share capital | 2,684.17 | 2,684.17 |
| | (b) Other equity | 14,431.06 | 13,807.06 |
| | TOTAL - LIABILITIES AND EQUITY | 97,576.16 | 96,171.83 |



L&T FINANCE LIMITED
(A wholly owned subsidiary of L&T Finance Holdings Limited)
CIN. U65910WB1993FLC060810

Regd. Office : 15th Floor, PS Srijan Tech Park, Plot No. 52, Block-DN, Sector-V, Salt Lake, Kolkata - 700 091 District 24-Parganas North
Website: www.ltfs.com Email: investor@grievances@ltfs.com Phone: 033 6611 1800 Fax: 033 6611 1802

Notes:

2 Statement of cash flows

₹ in crore

| Sr. No. | Particulars | Period ended | |
|------------|--|-----------------------|-----------------------|
| | | September 30, 2022 | September 30, 2021 |
| | | (Unaudited) | (Unaudited) |
| A | Cash flows from operating activities : | | |
| | Profit before tax | 802.91 | 348.48 |
| | Adjustments for: | | |
| | Net gain on sale of property, plant and equipment | (0.02) | (0.04) |
| | Net loss on fair value changes | 173.55 | 748.76 |
| | Net loss on derecognition of financial instruments under amortised cost category | 132.48 | 108.11 |
| | Impairment on financial instruments | 1,059.60 | 818.12 |
| | Depreciation, amortisation and impairment | 50.96 | 47.16 |
| | Operating profit before working capital changes | 2,219.48 | 2,070.59 |
| | Changes in working capital | | |
| | Adjustments for increase/(decrease) in operating liabilities | | |
| | Other financial liabilities | (126.13) | (286.10) |
| | Lease liabilities | (6.55) | (8.39) |
| | Provisions | 3.97 | 2.93 |
| | Trade and other payables | 208.77 | 445.81 |
| | Other non-financial liabilities | (20.04) | (19.32) |
| | Adjustments for (increase)/decrease in operating assets | | |
| | Other non-financial assets | 45.22 | (65.84) |
| | Other financial assets | 13.94 | (479.02) |
| | Trade and other receivables | (116.94) | (26.12) |
| | Cash generated from operations | 2,221.72 | 1,634.54 |
| | Direct taxes paid (net) | (249.61) | (88.04) |
| | Loans disbursed (net of repayments) | (2,502.69) | 3,741.35 |
| | Net cash (used in)/ generated from operating activities (A) | (530.58) | 5,287.85 |
| B | Cash flows from investing activities : | | |
| | Change in other bank balances not available for immediate use | (1,021.65) | (2,761.30) |
| | Purchase of property, plant and equipment | (7.58) | (3.37) |
| | Proceeds from sale of property, plant and equipment | 0.58 | 0.44 |
| | Purchase of intangible assets | (47.29) | (32.86) |
| | Purchase of investments | (3,029.57) | (1,940.52) |
| | Proceeds from sale of investments | 1,317.27 | 952.12 |
| | Net cash used in investing activities (B) | (2,788.24) | (3,785.49) |
| C | Cash flows from financing activities : | | |
| | Proceeds from borrowings | 10,415.08 | 6,989.14 |
| | Repayment of borrowings | (9,643.53) | (10,595.62) |
| | Net cash generated/ (used in) financing activities (C) | 771.55 | (3,606.48) |
| | Net decrease in cash and cash equivalents (A+B+C) | (2,547.27) | (2,104.12) |
| | Cash and cash equivalents at beginning of the period | 4,233.83 | 4,312.83 |
| | Cash and cash equivalents at the end of the period | 1,686.56 | 2,208.71 |
| | Net decrease in cash and cash equivalents | (2,547.27) | (2,104.12) |



L&T FINANCE LIMITED
(A wholly owned subsidiary of L&T Finance Holdings Limited)
CIN. U65910WB1993FLC060810

Regd. Office : 15th Floor, PS Srijan Tech Park, Plot No. 52, Block-DN, Sector-V, Salt Lake, Kolkata - 700 091 District 24-Parganas North
Website: www.ltf.com Email: investorgrievances@ltf.com Phone: 033 6611 1800 Fax: 033 6611 1802

- 3 These unaudited financial results for the quarter and six months ended September 30, 2022 have been reviewed by the Audit Committee and the same has been approved by the Board of Directors at its meeting held on October 20, 2022. The Joint Statutory Auditors of the Company have carried out a limited review of the aforesaid results.
- 4 These unaudited financial results have been prepared in accordance with the recognition and measurement principles of Indian Accounting Standard ("Ind AS") prescribed under section 133 of the Companies Act, 2013 (the "Act") read with relevant rules issued thereunder and the other accounting principles generally accepted in India.
- 5 These unaudited financial results have been prepared in accordance with the requirement of Regulation 52 of the SEBI (Listing Obligations and Disclosure Requirements) Regulations, 2015, as amended.
- 6 The figures for the quarter ended September 30, 2022 are the balancing figures between unaudited figures for the six months ended September 30, 2022 and unaudited figures for the quarter ended June 30, 2022.
- 7 Disclosure on Resolution Framework 1 and Resolution Framework 2, for COVID-19 related Stress in terms of RBI circulars, RBI/2020-21/16 DOR.No.BP. BC/3/21.04.048/2020-21 dated August 06, 2020 and RBI/2021-22/31/DOR.STR.REC.11/21.04.048/2021-22 dated May 05, 2021 :

Format B:

| Type of borrower | Exposure to accounts classified as Standard consequent to implementation of resolution plan – Position as at the end of the previous half-year*** | Of (A), aggregate debt that slipped into NPA during the half-year | Of (A) amount written off during the half-year | Of (A) amount paid by the borrowers during the half-year | Exposure to accounts classified as Standard consequent to implementation of resolution plan – Position as at the end of this half-year*** |
|-----------------------|---|---|--|--|---|
| | (A) | (B) | (C) | (D) | (E) |
| Personal Loans | 2,027.35 | 944.66 | 713.43 | 201.33 | 914.56 |
| Corporate persons*/** | 769.48 | 462.23 | 76.06 | 385.23 | 313.21 |
| Of which, MSMEs | - | - | - | - | - |
| Others | - | - | - | - | - |
| Total | 2,796.83 | 1,406.89 | 789.49 | 586.56 | 1,227.77 |

*As defined in Section 3(7) of the Insolvency and Bankruptcy Code, 2016.

** includes restructuring implemented during the quarter ended June 30, 2021 and September 30, 2021 under the Resolution Framework 1.0 and 2.0.

*** includes additional disbursement post implementation and interest accrued.

- 8 The Company has taken necessary steps to comply with the regulatory requirements, with effect from October 01, 2022 as clarified vide RBI circular dated November 12, 2021 read with circular dated February 15, 2022. These changes have no impact on the financial results for the quarter and six months ended September 30, 2022, as the Company continues to prepare the financial results in accordance with the applicable Ind-AS guidelines and the RBI Circular dated March 13, 2020 -"Implementation of Indian Accounting Standards".
- 9 The RBI vide its press release dated September 30, 2022 has categorised the Company in the Upper layer under Scale Based Regulation (SBR) for NBFCs. The Company is taking necessary steps for complying with the requirements of RBI Regulation on SBR, as applicable.
- 10 Disclosures pursuant to Master Direction – Reserve Bank of India (Transfer of Loan Exposures) Directions, 2021 in terms of RBI circular RBI/DOR/2021-22/86 DOR.STR.REC.51/21.04.048/2021-22 dated September 24, 2021:

i) Details of stressed loans transferred during the six months ended September 30, 2022

| ₹ in Crore | | | | |
|------------|---|----------|--------------------------|----------------------|
| Sr. No. | Particulars | To ARC | To permitted transferees | To other transferees |
| 1 | No. of accounts sold (No.s) | 19.00 | - | - |
| 2 | Aggregate principal outstanding of loan transferred | 1,054.68 | - | - |
| 3 | Weighted average residual tenor of the loans transferred (years) | 1.64 | - | - |
| 4 | Net book value of loans transferred (at the time of transfer) | 1,109.39 | - | - |
| 5 | Aggregate consideration | 1,111.70 | - | - |
| 6 | Additional consideration realized in respect of accounts transferred in | - | - | - |
| 7 | Provision reversed to the profit and loss account | 90.34 | - | - |

Note: The Company has not transferred any SMA loans during the six months ended September 30, 2022.

ii) Details of loans not in default transferred during the six months ended September 30, 2022*

| Sr. No. | Particulars | Six months ended September 30, 2022 |
|---------|---|-------------------------------------|
| 1 | Count of loans assigned | 23 |
| 2 | Amount of loan account assigned (₹ in crore) # | 3,255.57 |
| 3 | Weighted average maturity (years) (from the date of transfer) | 8.8 |
| 4 | Weighted average holding period (years) | 1.20 |
| 5 | Retention of beneficial economic interest | Nil |
| 6 | Coverage of tangible security | Greater than 1x |
| 7 | Rating wise distribution of rated loans | Category AA+ to BBB- |

excludes other receivables not in the nature of loans and advances.

*There are no instances of transfer of loans where the entity has agreed to replace loans transferred to transferee(s) or pay damages arising out of any representation or warranty.



L&T FINANCE LIMITED
(A wholly owned subsidiary of L&T Finance Holdings Limited)
CIN. U65910WB1993FLC060810

Regd. Office : 15th Floor, PS Srijan Tech Park, Plot No. 52, Block-DN, Sector-V, Salt Lake, Kolkata - 700 091 District 24-Parganas North
Website: www.ltfs.com Email: investorgrievances@ltfs.com Phone: 033 6611 1800 Fax: 033 6611 1802

iii) Details of loans not in default acquired during the six months ended September 30, 2022

| Sr. No. | Particulars | Six months ended September 30, 2022 |
|---------|---|-------------------------------------|
| 1 | Count of loans assigned | 2 |
| 2 | Amount of loan account assigned (₹ in crore) ^S | 397.32 |
| 3 | Weighted average maturity (years) (from the date of transfer) | 8.0 |
| 4 | Weighted average holding period (years) | Not Applicable |
| 5 | Retention of beneficial economic interest | Not Applicable |
| 6 | Coverage of tangible security | Greater than 1x |
| 7 | Rating wise distribution of rated loans | Category AA, BB+ |

^S excludes PTCs acquired and classified as loans and advances.

iv) The Company has not acquired any stressed loans during the six months ended September 30, 2022.

- 11 Information as required by Regulation 54 of the SEBI (Listing Obligations and Disclosure Requirements) Regulations, 2015: Security Coverage available as on September 30, 2022 in case of Secured non-convertible debentures issued by the Company is 1.08 times. The secured non-convertible debentures issued by the Company are fully secured by creation and maintenance of exclusive charge on specific receivables of the Company, to the extent as stated in the respective Information Memorandum. The details for security cover as per the format prescribed by the SEBI vide circular dated May 19, 2022 is enclosed.
- 12 Information as required by Regulation 52(4) of the SEBI (Listing Obligations and Disclosure Requirements) Regulations, 2015 as amended, is attached as Annexure I.
- 13 The previous year/period figures have been reclassified/regrouped to conform to the figure of the current period.

For and on behalf of the Board of Directors
L&T Finance Limited

Sachinn Joshi
Sachinn Joshi
Whole-time Director
(DIN :00040876)

Place : Mumbai
Date : October 20, 2022



L&T FINANCE LIMITED
(A wholly owned subsidiary of L&T Finance Holdings Limited)
CIN. U65910WB1993FLC060810

Regd. Office : 15th Floor, PS Srijan Tech Park, Plot No. 52, Block-DN, Sector-V, Salt Lake, Kolkata - 700 091 District 24-Parganas North
Website: www.ltfs.com Email: investorgrivances@ltfs.com Phone: 033 6611 1800 Fax: 033 6611 1802

Annexure I:

Disclosure in compliance with Regulation 52(4) of the SEBI (Listing Obligations and Disclosure Requirements) Regulations, 2015 as amended for the six months ended September 30, 2022

| Sr. No. | Particulars | Ratio |
|---------|---|----------------|
| 1 | Debt-Equity Ratio ¹ | 4.82 |
| 2 | Debt service coverage ratio ² | Not Applicable |
| 3 | Interest service coverage ratio ² | Not Applicable |
| 4 | Outstanding redeemable preference shares (quantity and value) | Nil |
| 5 | Capital redemption reserve (₹ in crore) | 3.20 |
| 6 | Debenture redemption reserve (₹ in crore) | 5.15 |
| 7 | Net worth (₹ in crore) ³ | 16,418.65 |
| 8 | Net profit after tax (₹ in crore) | 596.32 |
| 9 | Earnings per equity share (*not annualised) | |
| | (a) Basic (₹) | *2.22 |
| | (b) Diluted (₹) | *2.22 |
| 10 | Current Ratio ⁴ | Not Applicable |
| 11 | Long term debt to working capital ⁴ | Not Applicable |
| 12 | Bad debts to Account receivable ratio ⁴ | Not Applicable |
| 13 | Current liability ratio ⁴ | Not Applicable |
| 14 | Total debts to total assets ⁵ | 0.81 |
| 15 | Debtors turnover ⁴ | Not Applicable |
| 16 | Inventory turnover ⁴ | Not Applicable |
| 17 | Operating margin ⁴ | Not Applicable |
| 18 | Net profit margin ⁶ | 9.90% |
| 19 | Sector specific equivalent ratios: | |
| | (a) Gross Stage 3 | 4.34% |
| | (b) Net Stage 3 | 2.00% |
| | (c) Capital to risk-weighted assets ratio ⁷ | 20.49% |
| | (d) Liquidity coverage ratio ⁷ | 115.00% |

Note:

- Debt-equity ratio = (Debt securities + Borrowings (other than debt securities) + Subordinated liabilities) / Network.
- Debt service coverage ratio and interest service coverage ratio shall not be applicable for Banks or Non Banking Financial Companies/Housing Finance Companies registered with the Reserve Bank of India as per Regulation 52(4) of the SEBI (Listing Obligations and Disclosure Requirements) Regulations, 2015.
- Net worth is calculated as defined in section 2(57) of Companies Act 2013.
- The Company is a Non-Banking Financial Company registered under the Reserve Bank of India Act, 1934, hence these ratios are not applicable.
- Total debts to total assets = (Debt securities + Borrowings (other than debt securities) + Subordinated liabilities) / total assets.
- Net profit margin = Net profit after tax / total income.
- Capital to risk-weighted assets ratio and Liquidity coverage ratio, are calculated as per the RBI guidelines.



₹ in crore

| Particulars | As at Sept 30, 2022 (Unaudited) | As at March 31, 2022 (After Merger) | As at March 31, 2021 (After Merger) | As at March 31, 2020 (After Merger) | As at March 31, 2020 (Before Merger) |
|---|---------------------------------------|---|---|---|--|
| A. ASSETS: | | | | | |
| 1. Financial assets | | | | | |
| (a) Cash and cash equivalents | 1686.56 | 4,233.83 | 4,312.83 | 5,258.30 | 2,717.76 |
| (b) Bank balance other than (a) above | 2931.01 | 1,909.36 | 1,449.29 | 2,176.55 | 684.56 |
| (c) Derivative financial instruments | 204.64 | 204.04 | 32.60 | 155.06 | 141.74 |
| (d) Receivables | | | | | |
| (i) Trade receivables | 2.25 | 5.24 | 23.00 | 46.67 | 18.85 |
| (ii) Other receivables | 176.36 | 56.43 | 65.63 | 26.41 | 35.83 |
| (e) Loans | 78786.97 | 77,529.06 | 78,593.64 | 82,701.82 | 43,891.22 |
| (f) Investments | 10818.64 | 9,303.95 | 8,427.01 | 5,503.91 | 3,077.45 |
| (g) Other financial assets | 86.99 | 82.78 | 68.06 | 75.69 | 66.41 |
| 2. Non-financial assets | | | | | |
| (a) Current tax assets (net) | 635.33 | 580.18 | 516.65 | 674.81 | 194.76 |
| (b) Deferred tax assets (net) | 1373.43 | 1,401.20 | 1584.36 | 1417.42 | 819.01 |
| (c) Property, plant and equipment | 22.28 | 19.41 | 22.56 | 36.31 | 35.31 |
| (d) Intangible assets under development | 9.89 | 21.79 | 23.84 | 61.99 | 44.56 |
| (e) Goodwill | 0 | - | - | 565.70 | 565.7 |
| (f) Other Intangible assets | 120.23 | 115.76 | 110.89 | 157.52 | 134.67 |
| (g) Right of use assets | 39.92 | 32.36 | 29.79 | 32.54 | 25.95 |
| (h) Other non-financial assets | 681.66 | 676.44 | 948.60 | 308.77 | 122.94 |
| Total Assets | 97,576.16 | 96,171.83 | 96,208.75 | 99,199.47 | 52,576.72 |
| B. LIABILITIES AND EQUITY : | | | | | |
| 1. LIABILITIES | | | | | |
| a. Financial liabilities | | | | | |
| (a) Payables | | | | | |
| (i) Trade payables | | | | | |
| (i) total outstanding dues of micro enterprises and small enterprises | 1.32 | 0.19 | - | - | - |
| (ii) total outstanding dues of creditors other than micro enterprises and small enterprises | 637.61 | 423.48 | 364.90 | 50.82 | 31.40 |
| (ii) Other payables | | | | | |
| (i) total outstanding dues of micro enterprises and small enterprises | 0 | - | - | - | - |
| (ii) total outstanding dues of creditors other than micro enterprises and small enterprises | 0 | 6.49 | 5.07 | 0.83 | - |
| (b) Debt securities | 32831.02 | 34,665.61 | 37,230.48 | 34,310.91 | 16,481.87 |
| (c) Borrowings (other than debt securities) | 43150.27 | 40,356.40 | 38,658.11 | 45,335.36 | 25,628.83 |
| (d) Subordinated liabilities | 3109.24 | 3,297.59 | 3,501.59 | 3,303.92 | 1,141.75 |
| (e) Lease liabilities | 44.39 | 35.53 | 34.05 | 36.34 | 29.29 |
| (f) Other financial liabilities | 467.41 | 662.54 | 556.61 | 390.78 | 243.85 |
| b. Non-financial liabilities | | | | | |
| (a) Current tax liabilities (net) | 155.55 | 155.55 | 170.44 | 99.26 | 95.43 |
| (b) Provisions | 32.8 | 25.86 | 26.57 | 31.89 | 28.17 |
| (c) Other non-financial liabilities | 31.32 | 51.36 | 39.70 | 4.77 | 2.54 |
| 2. Equity | | | | | |
| (a) Equity share capital | 2,684.17 | 2,684.17 | 2,684.17 | 2,684.17 | 1,599.14 |
| (b) Other equity | 14,431.06 | 13,807.06 | 12,937.06 | 12,950.42 | 7,294.45 |
| Total Liabilities and Equity | 97,576.16 | 96,171.83 | 96,208.75 | 99,199.47 | 52,576.72 |

₹ in crore

| Particulars | As at Sept 30, 2022 (Unaudited) | Year end March 31, 2022 (After Merger) | Year end March 31, 2021 (After Merger) | Year end March 31, 2020 (After Merger) | Year end March 31, 2020 (Before Merger) |
|---|---------------------------------------|--|--|--|---|
| Revenue from operations | | | | | |
| (i) Interest income | 5,697.43 | 10,969.31 | 12,206.78 | 12,374.41 | 8,184.41 |
| (ii) Dividend income | - | 0.14 | - | 0.04 | - |
| (iii) Rental income | 0.16 | 1.73 | 4.52 | 9.04 | 9.04 |
| (iv) Fees and commission income | 62.02 | 86.40 | 138.01 | 364.49 | 210.10 |
| (v) Net gain on fair value changes | - | - | - | - | 42.56 |
| I Total revenue from operations | 5,759.61 | 11,057.58 | 12,349.31 | 12,747.98 | 8,446.11 |
| II Other income | 266.12 | 387.58 | 343.76 | 294.29 | 234.19 |
| III Total income (I + II) | 6,025.73 | 11,445.16 | 12,693.07 | 13,042.27 | 8,680.30 |
| Expenses | | | | | |
| (i) Finance costs | 2,568.24 | 5,065.27 | 6,357.30 | 6,728.91 | 3,767.85 |
| (ii) Net loss on fair value changes | 173.55 | 1,075.90 | 393.20 | 44.49 | - |
| (iii) Net loss on derecognition of financial instruments under amortised cost category | 132.48 | 285.01 | 237.25 | 273.01 | 231.32 |
| (iv) Impairment on financial instruments | 1,059.60 | 1,676.79 | 2,975.14 | 1,991.99 | 1,767.69 |
| (v) Employee benefits expenses | 627.58 | 1,061.46 | 906.63 | 898.72 | 766.08 |
| (vi) Depreciation, amortisation and impairment | 50.96 | 95.73 | 726.48 | 710.65 | 701.21 |
| (vii) Other expenses | 610.41 | 1,093.13 | 764.83 | 790.42 | 632.19 |
| IV Total expenses (IV) | 5,222.82 | 10,353.29 | 12,360.83 | 11,438.19 | 7,866.34 |
| V Profit before tax (III - IV) | 802.91 | 1,091.87 | 332.24 | 1,604.08 | 813.96 |
| VI Tax expense | | | | | |
| (1) Current tax | 194.46 | 118.35 | 481.77 | 595.27 | 507.92 |
| (2) Deferred tax | 12.13 | 165.54 | (150.89) | (164.66) | (263.65) |
| VII Profit before impact of change in the rate on opening deferred tax (V-VI) | 596.32 | 807.98 | 1.36 | 1,173.47 | 569.69 |
| VIII Impact of change in the rate on opening deferred tax | - | - | - | 472.71 | 203.40 |
| IX Profit for the year (VII - VIII) | 596.32 | 807.98 | 1.36 | 700.76 | 366.29 |
| X Other comprehensive income | | | | | |
| A. (i) Items that will not be reclassified to profit or loss | | | | | |
| a) Remeasurements of the defined benefit plans | (2.97) | 1.99 | 1.06 | (4.75) | (4.49) |
| b) Change in fair value of equity instruments measured at fair value through other comprehensive income | - | - | 55.05 | (56.16) | (56.16) |
| (ii) Income tax relating to items that will not be reclassified to profit or loss | 0.75 | (0.50) | (0.27) | 1.20 | 1.13 |
| Subtotal (A) | (2.22) | 1.49 | 55.84 | (59.71) | (59.52) |
| B. (i) Items that will be reclassified to profit or loss | | | | | |
| a) Change in fair value of debt instruments measured at fair value through other comprehensive income | (18.81) | 21.22 | (10.47) | 0.16 | (1.47) |
| b) The effective portion of gains and loss on hedging instruments in a cash flow hedge | 65.10 | 52.53 | (2.94) | (133.02) | (118.11) |
| (ii) Income tax relating to items that will be reclassified to profit or loss | -16.39 | -13.22 | 0.74 | 33.48 | 29.73 |
| Subtotal (B) | 29.90 | 60.53 | (12.67) | (99.38) | (89.85) |
| Total other comprehensive income (A+B) | 27.68 | 62.02 | 43.17 | (159.09) | (149.37) |
| XI Total comprehensive income for the year (IX+X) | 624.00 | 870.00 | 44.53 | 541.67 | 216.92 |
| XII Earnings per equity share: | | | | | |
| Basic earnings per equity share (₹) | 2.22 | 3.01 | 0.01 | 2.61 | 2.29 |
| Diluted earnings per equity share (₹) | 2.22 | 3.01 | 0.01 | 2.61 | 2.29 |

₹ in crore

| Particulars | As at Sept 30, 2022 (Unaudited) | Year end March 31, 2022 (After Merger) | Year end March 31, 2021 (After Merger) | Year end March 31, 2020 (After Merger) | Year end March 31, 2020 (Before Merger) |
|--|---------------------------------------|--|--|--|---|
| A. Cash flows from operating activities : | | | | | |
| Profit before tax | 802.91 | 1,091.87 | 332.24 | 1,604.08 | 813.96 |
| Adjustments for: | | | | | |
| Net loss on sale of property, plant and equipment | (0.02) | 0.03 | 0.53 | 2.66 | 2.66 |
| Net loss/(gain) arising on fair value changes | 173.55 | 1,075.90 | 393.20 | (47.47) | (104.38) |
| Net loss on derecognition of financial instruments under amortised cost category | 132.48 | 285.01 | 237.25 | 273.01 | 231.32 |
| Impairment on financial instruments | 1,059.60 | 1,676.79 | 2,975.14 | 1,991.99 | 1,767.69 |
| Net loss/(gain) arising on fair value changes - Loan | - | - | - | 93.31 | 61.82 |
| Depreciation, amortisation and impairment | 50.96 | 95.73 | 726.48 | 710.65 | 701.21 |
| Operating profit before working capital changes | 2,219.48 | 4,225.33 | 4,664.84 | 4,628.23 | 3,474.28 |
| Changes in working capital | | | | | |
| Adjustments for increase/(decrease) in operating liabilities | | | | | |
| Other financial liabilities | (126.13) | (803.39) | (118.18) | 107.85 | (6.62) |
| Lease liabilities | (6.55) | (19.80) | (9.92) | 36.34 | 29.29 |
| Provisions | 3.97 | 1.28 | (4.26) | 1.58 | 1.94 |
| Trade and other payables | 208.77 | 60.19 | 318.33 | (77.00) | (67.74) |
| Other non-financial liabilities | (20.04) | 11.66 | 34.93 | (15.43) | (10.41) |
| Adjustments for (increase)/decrease in operating assets | | | | | |
| Other non-financial assets | 45.22 | 256.05 | (51.99) | (49.52) | (41.00) |
| Right of use assets | - | - | - | (40.34) | (33.75) |
| Other financial assets | 13.94 | 13.44 | 6.00 | 74.51 | 83.00 |
| Trade and other receivables | (116.94) | 26.96 | 0.86 | (4.35) | (33.00) |
| Cash generated from operations | 2,221.73 | 3,771.72 | 4,840.61 | 4,661.87 | 3,395.99 |
| Direct taxes refund/(paid) (net) | (249.61) | (192.88) | (252.43) | (708.43) | (549.98) |
| Loans disbursed (net of repayments) | (2,502.69) | (1,650.29) | 172.83 | (1,709.73) | 1,420.98 |
| Net cash generated from/(used in) operating activities (A) | (530.57) | 1,928.55 | 4,761.01 | 2,243.71 | 4,266.99 |
| B. Cash flows from investing activities : | | | | | |
| Change in other bank balance not available for immediate use | (1,021.65) | (460.08) | 727.26 | (2,131.56) | (653.99) |
| Purchase of property, plant and equipment | (7.58) | (7.93) | (2.85) | (23.71) | (9.55) |
| Proceeds from sale of property, plant and equipment | 0.58 | 0.81 | 3.20 | 3.56 | 3.56 |
| Purchase of intangible assets | (47.29) | (67.86) | (45.73) | (54.22) | (54.22) |
| Purchase of investments | (3,029.57) | (3,609.10) | (3,763.25) | (2,220.88) | (1,433.30) |
| Proceeds on sale of investments | 1,317.27 | 2,417.61 | 610.17 | 4,803.05 | 2,823.91 |
| Net cash (used in)/generated from investing activities (B) | (2,788.24) | (1,726.55) | (2,471.20) | 376.24 | 676.41 |
| C. Cash flows from financing activities | | | | | |
| Proceeds from issue of equity shares (including securities premium) | - | - | - | 1,000.00 | - |
| Payment for share issue costs | - | - | - | (1.00) | - |
| Proceeds from borrowings | 10,415.07 | 18,667.63 | 17,607.02 | 31,744.40 | 15,977.40 |
| Repayment of borrowings | (9,643.53) | (18,948.63) | (20,842.30) | (31,158.11) | (19,280.51) |
| Dividend paid | - | - | - | (474.20) | (375.80) |
| Additional tax on dividend | - | - | - | (97.47) | (77.24) |
| Net cash (used in)/generated from financing activities (C) | 771.54 | (281.00) | (3,235.28) | 1,013.62 | (3,756.15) |
| Net increase/(decrease) in cash and cash equivalents (A+B+C) | (2,547.27) | (79.00) | (945.47) | 3,633.57 | 1,187.25 |
| Cash and cash equivalents at beginning of the year | 4,233.83 | 4,312.83 | 5,258.30 | 1,624.73 | 1,530.51 |
| Cash and cash equivalents at the end of the year | 1,686.56 | 4,233.83 | 4,312.83 | 5,258.30 | 2,717.76 |
| Net increase/(decrease) in cash and cash equivalents | (2,547.27) | (79.00) | (945.47) | 3,633.57 | 1,187.25 |

L&T FINANCE LIMITED
(A wholly owned subsidiary of L&T Finance Holdings Limited)
CIN: L65910WB1993FLC060810
Regd. Office : 15th Floor, PS Srijan Tech Park, Plot No. 52, Block-DN, Sector-V, Salt Lake, Kolkata - 700 091, District 24-Parganas North
Website: www.ltfsl.com Email: investorcompliances@lftsl.com Phone: 033 6611 1800 Fax: 033 6611 1802

₹ in crore

| STATEMENT OF STANDALONE FINANCIAL RESULTS FOR THE QUARTER AND YEAR ENDED MARCH 31, 2022 | | | | | | |
|---|---|----------------------------------|----------------------------------|----------------------------------|-----------------------------|-----------------------------|
| Sr. No. | Particulars | Quarter ended | | | Year ended | |
| | | March 31, 2022 (Refer Note 6) | December 31, 2021 (Unaudited) | March 31, 2021 (Refer Note 8) | March 31, 2022 (Audited) | March 31, 2021 (Audited) |
| (I) | Revenue from operations | | | | | |
| | (a) Interest income | 2,766.26 | 2,702.86 | 3,007.17 | 10,969.31 | 12,206.78 |
| | (b) Dividend Income | - | 0.14 | - | 0.14 | - |
| | (c) Rental income | 0.22 | 0.33 | 0.83 | 1.73 | 4.52 |
| | (d) Fees and commission income | 22.19 | 31.69 | 80.14 | 86.40 | 138.01 |
| | Total revenue from operations | 2,788.67 | 2,735.02 | 3,088.14 | 11,057.58 | 12,349.31 |
| (II) | Other income | 119.42 | 125.26 | 149.04 | 387.58 | 343.76 |
| (III) | Total income (I+II) | 2,908.09 | 2,860.28 | 3,237.18 | 11,445.16 | 12,693.07 |
| (IV) | Expenses | | | | | |
| | (a) Finance costs | 1,246.12 | 1,234.62 | 1,410.84 | 5,065.27 | 6,357.30 |
| | (b) Net loss on fair value changes | 237.15 | 90.74 | 66.94 | 1,075.90 | 393.20 |
| | (c) Net loss on derecognition of financial instruments under amortised cost category | 62.05 | 114.85 | 82.14 | 285.01 | 237.25 |
| | (d) Impairment on financial instruments | 344.13 | 514.54 | 502.03 | 1,676.79 | 2,975.14 |
| | (e) Employee benefits expenses | 294.80 | 253.42 | 236.82 | 1,061.46 | 906.63 |
| | (f) Depreciation, amortization and impairment | 26.03 | 22.54 | 183.50 | 95.73 | 726.48 |
| | (g) Other expenses | 282.41 | 301.58 | 221.08 | 1,093.13 | 764.83 |
| | Total expenses | 2,492.69 | 2,532.29 | 2,703.35 | 10,353.29 | 12,360.83 |
| (V) | Profit before tax (III - IV) | 415.40 | 327.99 | 533.83 | 1,091.87 | 332.24 |
| (VI) | Tax expense: | | | | | |
| | a) Current tax | 83.71 | 34.64 | 110.43 | 118.35 | 481.77 |
| | b) Deferred tax | 20.24 | 52.60 | 248.92 | 165.54 | (150.89) |
| | Total tax expense (a+b) | 103.95 | 87.24 | 359.35 | 283.89 | 330.88 |
| (VII) | Profit for the period/year (V-VI) | 311.45 | 240.75 | 174.48 | 807.98 | 1.36 |
| (VIII) | Other comprehensive income | | | | | |
| A | (i) Items that will not be reclassified to profit or loss | | | | | |
| | a) Remeasurement of defined benefit plans | 1.50 | 1.57 | 0.14 | 1.99 | 1.06 |
| | b) Change in fair value of equity instruments measured at fair value through other comprehensive income | - | - | - | - | 55.05 |
| | (ii) Income tax relating to items that will not be reclassified to profit or loss | (0.38) | (0.39) | (0.03) | (0.30) | (0.27) |
| | Subtotal (A) | 1.12 | 1.18 | 0.11 | 1.49 | 55.84 |
| B | (i) Items that will be reclassified to profit or loss | | | | | |
| | a) Change in fair value of debt instruments measured at fair value through other comprehensive income | 0.68 | (6.40) | (8.75) | 21.22 | (10.47) |
| | b) The effective portion of gains and loss on hedging instruments in a cash flow hedge | (18.99) | 77.50 | (17.48) | 52.53 | (2.94) |
| | (ii) Income tax relating to items that will be reclassified to profit or loss | 4.78 | (19.51) | 4.40 | (13.22) | 0.74 |
| | Subtotal (B) | (13.53) | 51.59 | (21.83) | 60.53 | (12.67) |
| | Other comprehensive income (A+B) | (12.41) | 52.77 | (21.72) | 62.02 | 43.17 |
| (IX) | Total comprehensive income for the period/year (VII+VIII) | 299.04 | 293.52 | 152.76 | 870.00 | 44.53 |
| (X) | Earnings per equity share (*not annualised): | | | | | |
| | (a) Basic (₹) | *1.16 | *0.90 | *0.65 | 3.01 | 0.01 |
| | (b) Diluted (₹) | *1.16 | *0.90 | *0.65 | 3.01 | 0.01 |



As.

L&T FINANCE LIMITED
(A wholly owned subsidiary of L&T Finance Holdings Limited)
CIN. U65910WB1993FLC060810

Regd. Office : 15th Floor, PS Srijan Tech Park, Plot No. 52, Block-DN, Sector-V, Salt Lake, Kolkata - 700 091, District 24-Parganas North
Website: www.ltfs.com Email: investorcomplains@ltfs.com Phone: 033 6611 1800 Fax: 033 6611 1802

Notes:

1 Statement of assets and liabilities

₹ in crore

| Sr. No. | Particulars | As at | As at |
|----------|---|------------------|------------------|
| | | March 31, 2022 | March 31, 2021 |
| | | (Audited) | (Audited) |
| A | ASSETS | | |
| 1 | Financial assets | | |
| | (a) Cash and cash equivalents | 4,233.83 | 4,312.83 |
| | (b) Bank balance other than (a) above | 1,909.36 | 1,449.29 |
| | (c) Derivative financial instruments | 204.04 | 32.60 |
| | (d) Receivables | | |
| | Trade receivables | 5.24 | 23.00 |
| | Other receivables | 56.43 | 65.63 |
| | (e) Loans | 77,529.06 | 78,593.64 |
| | (f) Investments | 9,303.95 | 8,427.01 |
| | (g) Other financial assets | 82.78 | 68.06 |
| 2 | Non-financial assets | | |
| | (a) Current tax assets (net) | 580.18 | 516.65 |
| | (b) Deferred tax assets (net) | 1,401.20 | 1,584.36 |
| | (c) Property, plant and equipment | 19.41 | 22.56 |
| | (d) Intangible assets under development | 21.79 | 23.84 |
| | (e) Other intangible assets | 115.76 | 110.89 |
| | (f) Right of use assets | 32.36 | 29.79 |
| | (g) Other non-financial assets | 676.44 | 948.60 |
| | TOTAL - ASSETS | 96,171.83 | 96,208.75 |
| B | LIABILITIES AND EQUITY | | |
| 1 | Financial liabilities | | |
| | (a) Payables | | |
| | (i) Trade payables | | |
| | (i) total outstanding dues of micro enterprises and small enterprises | 0.19 | - |
| | (ii) total outstanding dues of creditors other than micro enterprises and small enterprises | 423.48 | 364.90 |
| | (ii) Other payables | | |
| | (i) total outstanding dues of micro enterprises and small enterprises | | |
| | (ii) total outstanding dues of creditors other than micro enterprises and small enterprises | 6.49 | 5.07 |
| | (b) Debt securities | 34,665.61 | 37,230.48 |
| | (c) Borrowings (other than debt securities) | 40,356.40 | 38,658.11 |
| | (d) Subordinated liabilities | 3,297.59 | 3,501.59 |
| | (e) Lease liabilities | 35.53 | 34.05 |
| | (f) Other financial liabilities | 662.54 | 556.61 |
| 2 | Non financial liabilities | | |
| | (a) Current tax liabilities (net) | 155.55 | 170.44 |
| | (b) Provisions | 25.86 | 26.57 |
| | (c) Other non-financial liabilities | 51.36 | 39.70 |
| 3 | Equity | | |
| | (a) Equity share capital | 2,684.17 | 2,684.17 |
| | (b) Other equity | 13,807.06 | 12,937.06 |
| | TOTAL - LIABILITIES AND EQUITY | 96,171.83 | 96,208.75 |



L&T FINANCE LIMITED
(A wholly owned subsidiary of L&T Finance Holdings Limited)
CIN. U65910WB1993FLC060810

Regd. Office : 15th Floor, PS Srijan Tech Park, Plot No. 52, Block-DN, Sector-V, Salt Lake, Kolkata - 700 091, District 24-Parganas North
Website: www.ltfs.com Email: investorgrievances@ltfs.com Phone: 033 6611 1800 Fax: 033 6611 1802

Notes:

2 Statement of cash flows

₹ in crore

| Sr. No. | Particulars | Year ended | |
|------------|--|-------------------|-------------------|
| | | March 31, 2022 | March 31, 2021 |
| | | (Audited) | (Audited) |
| A | Cash flows from operating activities : | | |
| | Profit before tax | 1,091.87 | 332.24 |
| | Adjustments for: | | |
| | Net loss on sale of property, plant and equipment | 0.03 | 0.53 |
| | Net loss on fair value changes | 1,075.90 | 393.20 |
| | Net loss on derecognition of financial instruments under amortised cost category | 285.01 | 237.25 |
| | Impairment on financial instruments | 1,676.79 | 2,975.14 |
| | Depreciation, amortisation and impairment | 95.73 | 726.48 |
| | Operating profit before working capital changes | 4,225.33 | 4,664.84 |
| | Changes in working capital | | |
| | Adjustments for increase/(decrease) in operating liabilities | | |
| | Other financial liabilities | (803.39) | (118.18) |
| | Lease liabilities | (19.80) | (9.92) |
| | Provisions | 1.28 | (4.26) |
| | Trade and other payables | 60.19 | 318.33 |
| | Other non-financial liabilities | 11.66 | 34.93 |
| | Adjustments for (increase)/decrease in operating assets | | |
| | Other non-financial assets | 256.05 | (51.99) |
| | Other financial assets | 13.44 | 6.00 |
| | Trade and other receivables | 26.96 | 0.86 |
| | Cash generated from operations | 3,771.72 | 4,840.61 |
| | Direct taxes paid (net) | (192.88) | (252.43) |
| | Loans disbursed (net of repayments) | (1,650.29) | 172.83 |
| | Net cash generated from operating activities (A) | 1,928.55 | 4,761.01 |
| B | Cash flows from investing activities : | | |
| | Change in other bank balances not available for immediate use | (460.08) | 727.26 |
| | Purchase of property, plant and equipment | (7.93) | (2.85) |
| | Proceeds from sale of property, plant and equipment | 0.81 | 3.20 |
| | Purchase of intangible assets | (67.86) | (45.73) |
| | Purchase of investments* | (3,609.10) | (3,763.25) |
| | Proceeds from sale of investments | 2,417.61 | 610.17 |
| | Net cash used in investing activities (B) | (1,726.55) | (2,471.20) |
| C | Cash flows from financing activities : | | |
| | Proceeds from borrowings** | 18,667.63 | 17,607.02 |
| | Repayment of borrowings** | (18,948.63) | (20,842.30) |
| | Net cash used in financing activities (C) | (281.00) | (3,235.28) |
| | Net decrease in cash and cash equivalents (A+B+C) | (79.00) | (945.47) |
| | Cash and cash equivalents at beginning of the year | 4,312.83 | 5,258.30 |
| | Cash and cash equivalents at the end of the year | 4,233.83 | 4,312.83 |
| | Net decrease in cash and cash equivalents | (79.00) | (945.47) |

Notes :

* Purchase of investments is after adjustments of proceeds from sale / redemption of mutual fund.

** Includes proceeds and repayment of debt securities, borrowings (other than debt securities) and subordinate liabilities .



L&T FINANCE LIMITED

(A wholly owned subsidiary of L&T Finance Holdings Limited)

CIN: U65910WB1993FLC060810

Regd. Office : 15th Floor, PS Srijan Tech Park, Plot No. 52, Block-DN, Sector-V, Salt Lake, Kolkata - 700 091, District 24-Parganas North

Website: www.ltf.com Email: investor@ltf.com Phone: 033 6611 1800 Fax: 033 6611 1802

- 3 These Standalone financial results for the year ended March 31, 2022 have been reviewed by the Audit Committee and the same has been approved by the Board of Directors at its meeting held on April 29, 2022. The Joint Statutory Auditors of the Company have audited aforesaid results. These Standalone financial results have been extracted from Standalone Financial Statements.
- 4 These Standalone financial results have been prepared in accordance with the recognition and measurement principles of Indian Accounting Standard ("Ind AS") prescribed under section 133 of the Companies Act, 2013 (the "Act") read with relevant rules issued thereunder and the other accounting principles generally accepted in India.
- 5 These Standalone financial results have been prepared in accordance with the requirement of Regulation 52 of the SEBI (Listing Obligations and Disclosure Requirements) Regulations, 2015, as amended.
- 6 The figures for the quarter ended March 31, 2022 are the balancing figures between audited figures for year ended March 31, 2022 and unaudited year to date figures upto nine months ended December 31, 2021.
- 7 In assessing the recoverability of loans, receivables, intangible assets and investments, the Company has performed sensitivity analysis on the assumptions used and based on current indicators of future economic conditions, the Company expects to recover the carrying amount of these assets. However, the going concern assumption will not get impacted by the COVID-19 pandemic.
- 8 The Board of Directors of the Company had approved a scheme of amalgamation by way of merger by absorption ("Scheme") on March 20, 2020. Pursuant to receipt of necessary orders from National Company Law Tribunal ("NCLT"), Mumbai and Kolkata, sanctioning the scheme of amalgamation by way of merger by absorption of L&T Housing Finance Limited and L&T Infrastructure Finance Company Limited with the Company, under Sections 230 to 232 of the Companies Act, 2013, the Scheme became effective on April 12, 2021. On and from the Appointed Date, i.e., April 1, 2020, the Company has accounted for amalgamation as a common control business combination in accordance with Appendix C of the Ind AS 103 - "Business Combinations".
- The figures for the quarter ended March 31, 2021 and year ended March 31, 2021 represent the results of the Amalgamated Company from appointed date April 01, 2020. The figures for the quarter ended March 31, 2021 are the balancing figures between audited figures for year ended March 31, 2021 and unaudited year to date figures of the amalgamating entities upto nine months ended December 31, 2020 which were reviewed by the respective previous statutory auditors and are recasted to represent the results of the amalgamated entity in accordance with Ind AS 103.
- 9 **Disclosure on Resolution Framework 1 and Resolution Framework 2, for COVID-19 related Stress in terms of RBI circulars, RBI/2020-21/16 DOR.No.BP. BC/3/21.04.048/2020-21 dated August 06, 2020 and RBI/2021-22/31/DOR.STR.REC.11/21.04.048/2021-22 dated May 05, 2021 :**

Format B:

(₹ in crore)

| Type of borrower | Exposure to accounts classified as Standard consequent to implementation of resolution plan – Position as at the end of the previous half-year** | Of (A), aggregate debt that slipped into NPA during the half-year | Of (A) amount written off during the half-year | Of (A) amount paid by borrowers during half year# | Exposure to accounts classified as Standard consequent to implementation of resolution plan – Position as at the end of this half-year## |
|--------------------|--|---|--|---|--|
| | (A) | (B) | (C) | (D) | (E) |
| Personal Loans | 2,020.71 | 7.26 | - | 124.53 | 2,027.35 |
| Corporate persons* | 748.78 | 4.44 | - | 6.88 | 769.48 |
| Of which, MSMEs | - | - | - | - | - |
| Others | - | - | - | - | - |
| Total | 2,769.49 | 11.70 | - | 131.41 | 2,796.83 |

*As defined in Section 3(7) of the Insolvency and Bankruptcy Code, 2016.

** Includes invoked and implemented upto September 30, 2021

Includes net of interest capitalised subsequent to implementation

Includes additional disbursement post implementation and interest accrued upto March 31, 2022

- 10 RBI vide Circular dated November 12, 2021 – "Prudential norms on Income Recognition, Asset Classification and Provisioning pertaining to Advances Clarifications" (IRACP) has clarified / harmonized certain aspects of extant regulatory guidelines with a view to ensuring uniformity in the implementation of IRACP norms across all lending institutions. The Company is taking necessary steps to comply with the norms / changes for regulatory reporting, with effect from October 01, 2022 as clarified vide circular dated February 15, 2022. Such clarifications/ harmonization has no impact on the financial results for the quarter and year ended March 31, 2022, as the Company continues to prepare the financial results in accordance with the applicable Ind-AS guidelines and the RBI Circular dated March 13, 2020 – "Implementation of Indian Accounting Standards".
- 11 **Disclosures pursuant to Master Direction – Reserve Bank of India (Transfer of Loan Exposures) Directions, 2021 in terms of RBI circular RBI/DOR/2021-22/86 DOR.STR.REC.51/21.04.048/2021-22 dated September 24, 2021:**

i) Details of assets transferred during the quarter ended March 31, 2022

| Sr. No. | Particulars | To ARCs | To permitted transferees | To other transferees |
|---------|---|----------|--------------------------|----------------------|
| 1 | No. of accounts sold (No.s) | 64.00 | - | - |
| 2 | Aggregate principal outstanding of loan transferred | 1,945.19 | - | - |
| 3 | Weighted average residual tenor of the loans transferred (months) | 23.51 | - | - |
| 4 | Net book value of loans transferred (at the time of transfer) | 1,112.46 | - | - |
| 5 | Aggregate consideration | 1,120.00 | - | - |
| 6 | Additional consideration realized in respect of accounts transferred in earlier | - | - | - |

ii) The Company has not purchased any stressed loans and loans in default during the quarter ended March 31, 2022



L&T FINANCE LIMITED

(A wholly owned subsidiary of L&T Finance Holdings Limited)

CIN. U65910WB1993FLC060810

Regd. Office : 15th Floor, PS Srijan Tech Park, Plot No. 52, Block-DN, Sector-V, Salt Lake, Kolkata - 700 091, District 24-Parganas North

Website: www.lfhs.com Email: investorgrievances@lfhs.com Phone: 033 6611 1800 Fax: 033 6611 1802

12. Information as required by Regulation 54 of the SEBI (Listing Obligations and Disclosure Requirements) Regulations, 2015: Security Coverage available as on March 31, 2022 in case of Secured non-convertible debentures issued by the Company is 1.10 times. The secured non-convertible debentures issued by the Company are fully secured by creation and maintenance of exclusive charge on specific receivables of the Company, to the extent as stated in the respective Information Memorandum.
13. Information as required by Regulation 52(4) of the SEBI (Listing Obligations and Disclosure Requirements) Regulations, 2015 as amended, is attached as Annexure I.
14. The previous year / period figures have been reclassified / regrouped to conform to the figures of the current year / period.

In terms of our report attached.
For M S K A & Associates
Chartered Accountants
Firm's Registration No: 105047W

Srividya Vaidison

Srividya Vaidison
Partner
Membership No: 207132

Place : Mumbai
Date : April 29, 2022



In terms of our report attached.
For Kalyaniwalla & Mistry LLP
Chartered Accountants
Firm's Registration No: 104607W/W100166

Roshni R. Marfatia

Roshni R. Marfatia
Partner
Membership No: 106548

Place : Mumbai
Date : April 29, 2022



For and on behalf of the Board of Directors
L&T Finance Limited

Sachinn Joshi

Sachinn Joshi
Whole-time Director
(DIN : 00040876)

Place : Mumbai
Date : April 29, 2022



L&T FINANCE LIMITED
(A wholly owned subsidiary of L&T Finance Holdings Limited)
CIN: U65910WB1993FLC060810

Regd. Office : 15th Floor, PS Srijan Tech Park, Plot No. 52, Block-DN, Sector-V, Salt Lake, Kolkata - 700 091, District 24-Parganas North
Website: www.ltfs.com Email: investor@grievances@ltfs.com Phone: 033 6611 1800 Fax: 033 6611 1802

Annexure 1:

Disclosure in compliance with Regulation 52(4) of the SEBI (Listing Obligations and Disclosure Requirements) Regulations, 2015 as amended, for the year ended March 31, 2022

| Sr. No. | Particulars | Ratio |
|---------|---|----------------|
| 1 | Debt-Equity Ratio ¹ | 4.93 |
| 2 | Debt service coverage ratio ² | Not Applicable |
| 3 | Interest service coverage ratio ² | Not Applicable |
| 4 | Outstanding redeemable preference shares (quantity and value) | Nil |
| 5 | Capital redemption reserve (₹ in crore) | 3.20 |
| | Debenture redemption reserve (₹ in crore) | 5.15 |
| 6 | Net worth (₹ in crore) ³ | 15,876.71 |
| 7 | Net profit after tax (₹ in crore) | 807.98 |
| 8 | Earnings per equity share | |
| | (a) Basic (₹) | 3.01 |
| | (b) Diluted (₹) | 3.01 |
| 9 | Current Ratio ⁴ | Not Applicable |
| 10 | Long term debt to working capital ⁴ | Not Applicable |
| 11 | Bad debts to Account receivable ratio ⁴ | Not Applicable |
| 12 | Current liability ratio ⁴ | Not Applicable |
| 13 | Total debts to total assets ⁵ | 0.81 |
| 14 | Debtors turnover ⁴ | Not Applicable |
| 15 | Inventory turnover ⁴ | Not Applicable |
| 16 | Operating margin ⁴ | Not Applicable |
| 17 | Net profit margin ⁶ | 7.06% |
| 18 | Sector specific equivalent ratios: | |
| | (a) Gross Stage 3 | 4.33% |
| | (b) Net Stage 3 | 2.10% |
| | (c) Capital to risk-weighted assets ratio ⁷ | 20.77% |
| | (d) Liquidity coverage ratio ⁷ | 152.00% |

Note:

- 1 Debt-equity ratio = (Debt securities + Borrowings (other than debt securities) + Subordinated liabilities) / Networth.
- 2 Debt service coverage ratio and interest service coverage ratio shall not be applicable for Banks or Non Banking Financial Companies/Housing Finance Companies registered with the Reserve Bank of India as per Regulation 52(4) of the SEBI (Listing Obligations and Disclosure Requirements) Regulations, 2015.
- 3 Net worth is calculated as defined in section 2(57) of Companies Act, 2013.
- 4 The Company is a Non-Banking Financial Company registered under the Reserve Bank of India Act, 1934, hence these ratios are generally not applicable.
- 5 Total debts to total assets = (Debt securities + Borrowings (other than debt securities) + Subordinated liabilities) / total assets.
- 6 Net profit margin = Net profit after tax / total income.
- 7 Capital to risk-weighted assets ratio and Liquidity coverage ratio, are calculated as per the RBI guidelines.



L&T FINANCE LIMITED

(A wholly owned subsidiary of L&T Finance Holdings Limited)

CIN: U65910WB1993FLC060810

Regd. Office : 15th Floor, PS Srijan Tech Park, Plot No. 52, Block-DN, Sector-V, Salt Lake, Kolkata - 700 091, District 24-Parganas North
Website: www.ltf.com Email: investorgrivances@lfts.com Phone: 033 6611 1800 Fax: 033 6611 1802

₹ in crore

| STATEMENT OF CONSOLIDATED FINANCIAL RESULTS FOR THE YEAR ENDED MARCH 31, 2022 | | | |
|---|---|------------------|------------------|
| Sr. No. | Particulars | Year ended | |
| | | March 31, 2022 | March 31, 2021 |
| | | (Audited) | (Audited) |
| (I) | Revenue from operations | | |
| | (a) Interest income | 11,680.33 | 13,100.31 |
| | (b) Dividend Income | 0.18 | 0.04 |
| | (c) Rental income | 1.73 | 4.52 |
| | (d) Fees and commission income | 98.09 | 142.89 |
| | (e) Net gain on fair value changes | 6.80 | 4.88 |
| | (f) Net gain on derecognition of financial instruments under amortised cost category | - | 2.11 |
| | Total revenue from operations | 11,787.13 | 13,254.75 |
| (II) | Other income | 388.19 | 343.70 |
| (III) | Total income (I+II) | 12,175.32 | 13,598.45 |
| (IV) | Expenses | | |
| | (a) Finance costs | 5,727.96 | 7,062.82 |
| | (b) Fees and commission expense | 1.06 | 1.08 |
| | (c) Net loss on fair value changes | 1,089.20 | 420.62 |
| | (d) Net loss on derecognition of financial instruments under amortised cost category | 285.01 | 237.25 |
| | (e) Impairment on financial instruments | 1,708.62 | 2,973.76 |
| | (f) Employee benefits expenses | 1,075.79 | 918.39 |
| | (g) Depreciation, amortization and impairment | 95.81 | 726.51 |
| | (h) Other expenses | 1,105.18 | 784.08 |
| | Total expenses | 11,088.63 | 13,124.51 |
| (V) | Profit before tax (III - IV) | 1,086.69 | 473.94 |
| (VI) | Tax expense: | | |
| | a) Current tax | 134.91 | 482.36 |
| | b) Deferred tax | 157.07 | (150.37) |
| | c) Provision for tax related to earlier years | - | 95.93 |
| | Total tax expense (a+b) | 291.98 | 427.92 |
| (VII) | Profit after tax (V - VI) | 794.71 | 46.02 |
| (VIII) | Profit for the year attributable to: | | |
| | Owners of the company | 814.48 | 53.65 |
| | Non-controlling interest | (19.77) | (7.63) |
| (IX) | Other comprehensive income | | |
| A | (i) Items that will not be reclassified to profit or loss | | |
| | a) Remeasurement of defined benefit plans | 2.04 | 1.34 |
| | b) Change in fair value of equity instruments measured at fair value through other comprehensive income | - | 55.05 |
| | (ii) Income tax relating to items that will not be reclassified to profit or loss | (0.51) | (0.27) |
| | Subtotal (A) | 1.53 | 56.12 |
| B | (i) Items that will be reclassified to profit or loss | | |
| | a) Change in fair value of debt instruments measured at fair value through other comprehensive income | 22.05 | (12.42) |
| | b) The effective portion of gains and loss on hedging instruments in a cash flow hedge | 52.53 | (2.94) |
| | (ii) Income tax relating to items that will be reclassified to profit or loss | (13.43) | 0.74 |
| | Subtotal (B) | 61.15 | (14.62) |
| | Other comprehensive income (A+B) | 62.68 | 41.50 |
| | Other comprehensive income attributable to: | | |
| | Owners of the company | 62.68 | 41.50 |
| | Non-controlling interest | - | - |
| (X) | Total comprehensive income for the year (VII+IX) | 857.39 | 87.52 |
| (XI) | Total comprehensive income for the year attributable to: | | |
| | Owners of the company | 877.16 | 95.15 |
| | Non-controlling interest | (19.77) | (7.63) |
| (XII) | Earnings per equity share attributable to Owners of the company: | | |
| | (a) Basic (₹) | 3.03 | 0.20 |
| | (b) Diluted (₹) | 3.03 | 0.20 |



L&T FINANCE LIMITED
(A wholly owned subsidiary of L&T Finance Holdings Limited)
CIN: U65910WB1993FLC060810

Regd. Office : 15th Floor, PS Srijan Tech Park, Plot No. 52, Block-DN, Sector-V, Salt Lake, Kolkata - 700 091, District 24-Parganas North
Website: www.ltfsl.com Email: investor grievances@ltfsl.com Phone: 033 6611 1800 Fax: 033 6611 1802

Notes:

1 Statement of assets and liabilities

₹ in crore

| Sr. No. | Particulars | As at | As at |
|----------|--|--------------------|--------------------|
| | | March 31, 2022 | March 31, 2021 |
| | | (Audited) | (Audited) |
| A | ASSETS | | |
| 1 | Financial assets | | |
| | (a) Cash and cash equivalents | 4,768.99 | 5,547.83 |
| | (b) Bank balance other than (a) above | 3,024.23 | 1,449.29 |
| | (c) Derivative financial instruments | 204.04 | 32.60 |
| | (d) Receivables | | |
| | Trade receivables | 14.56 | 23.00 |
| | Other receivables | 54.93 | 65.64 |
| | (e) Loans | 82,469.44 | 87,030.25 |
| | (f) Investments | 11,528.25 | 8,316.00 |
| | (g) Other financial assets | 83.95 | 69.10 |
| 2 | Non-financial assets | | |
| | (a) Current tax assets (net) | 655.04 | 592.24 |
| | (b) Deferred tax assets (net) | 1,409.53 | 1,584.36 |
| | (c) Property, plant and equipment | 19.41 | 22.56 |
| | (d) Intangible assets under development | 21.81 | 23.84 |
| | (e) Other intangible assets | 116.02 | 110.94 |
| | (f) Right of use assets | 32.36 | 29.79 |
| | (g) Other non-financial assets | 677.71 | 951.39 |
| | TOTAL - ASSETS | 1,05,080.27 | 1,05,848.83 |
| B | LIABILITIES AND EQUITY | | |
| 1 | Financial liabilities | | |
| | (a) Payables | | |
| | (i) Trade payables | | |
| | total outstanding dues of micro enterprises and small enterprises | 0.19 | - |
| | total outstanding dues of creditors other than micro enterprises and small enterprises | 425.89 | 369.21 |
| | (ii) Other payables | | |
| | total outstanding dues of micro enterprises and small enterprises | - | - |
| | total outstanding dues of creditors other than micro enterprises and small enterprises | 6.49 | 5.07 |
| | (b) Debt securities | 42,194.10 | 45,374.48 |
| | (c) Borrowings (other than debt securities) | 40,356.40 | 38,658.11 |
| | (d) Subordinated liabilities | 3,383.50 | 3,824.27 |
| | (e) Lease liabilities | 35.53 | 34.05 |
| | (f) Other financial liabilities | 663.94 | 559.84 |
| 2 | Non financial liabilities | | |
| | (a) Current tax liabilities (net) | 184.32 | 266.37 |
| | (b) Provisions | 26.78 | 27.57 |
| | (c) Deferred tax liabilities (Net) | 0.28 | 0.20 |
| | (d) Other non-financial liabilities | 53.47 | 40.59 |
| 3 | Equity | | |
| | (a) Equity share capital | 2,684.17 | 2,684.17 |
| | (b) Other equity | 14,372.27 | 13,495.74 |
| 4 | Non-controlling interest | 492.94 | 509.16 |
| | TOTAL - LIABILITIES AND EQUITY | 1,05,080.27 | 1,05,848.83 |



L&T FINANCE LIMITED
(A wholly owned subsidiary of L&T Finance Holdings Limited)
CIN: U65910WB1993FLC060810

Regd. Office : 15th Floor, PS Srijan Tech Park, Plot No. 52, Block-DN, Sector-V, Salt Lake, Kolkata - 700 091, District 24-Parganas North
Website: www.ltfs.com Email: investor@ltfs.com Phone: 033 6611 1800 Fax: 033 6611 1802

Notes:

2 Statement of cash flows

₹ in crore

| Sr. No. | Particulars | Year ended | |
|----------|--|-------------------|-------------------|
| | | March 31, 2022 | March 31, 2021 |
| | | (Audited) | (Audited) |
| A | Cash flows from operating activities : | | |
| | Profit before tax | 1,086.68 | 473.94 |
| | Adjustments for: | | |
| | Net loss on sale of property, plant and equipment | 0.03 | 0.53 |
| | Net loss on fair value changes | 1,082.39 | 415.74 |
| | Net loss on derecognition of financial instruments under amortised cost category | 285.01 | 235.14 |
| | Impairment on financial instruments | 1,708.62 | 2,973.76 |
| | Depreciation, amortisation and impairment | 95.81 | 726.51 |
| | Operating profit before working capital changes | 4,258.54 | 4,825.62 |
| | Changes in working capital | | |
| | Adjustments for increase/(decrease) in operating liabilities | | |
| | Other financial liabilities | (789.01) | (86.76) |
| | Lease liabilities | (19.80) | (9.92) |
| | Provisions | 1.16 | (4.37) |
| | Trade and other payables | 58.08 | 310.50 |
| | Other non-financial liabilities | 13.04 | 34.89 |
| | Adjustments for (increase)/decrease in operating assets | | |
| | Other non-financial assets | 257.60 | (52.30) |
| | Other financial assets | 13.16 | (7.96) |
| | Trade and other receivables | 17.65 | 1.34 |
| | Cash generated from operations | 3,810.42 | 5,011.04 |
| | Direct taxes paid (net) | (275.27) | (220.29) |
| | Loans disbursed (net of repayments) | 1,813.49 | 500.39 |
| | Net cash generated from operating activities (A) | 5,348.64 | 5,291.14 |
| B | Cash flows from investing activities : | | |
| | Change in other bank balances not available for immediate use | (1,574.95) | 753.11 |
| | Purchase of property, plant and equipment | (7.93) | (2.85) |
| | Proceeds from sale of property, plant and equipment | 0.81 | 3.20 |
| | Purchase of intangible assets | (68.17) | (45.74) |
| | Purchase of investments* | (5,958.37) | (3,827.40) |
| | Proceeds from sale of investments | 2,421.30 | 1,158.58 |
| | Net cash used in investing activities (B) | (5,187.31) | (1,961.10) |
| C | Cash flows from financing activities : | | |
| | Payment to minority interest | 7.79 | (1.00) |
| | Proceeds from borrowings** | 18,667.63 | 18,008.36 |
| | Repayment of borrowings** | (19,615.59) | (21,385.40) |
| | Net cash used in financing activities (C) | (940.17) | (3,378.04) |
| | Net decrease in cash and cash equivalents (A+B+C) | (778.84) | (48.00) |
| | Cash and cash equivalents at beginning of the year | 5,547.83 | 5,595.83 |
| | Cash and cash equivalents at the end of the year | 4,768.99 | 5,547.83 |
| | Net decrease in cash and cash equivalents | (778.84) | (48.00) |

Notes :

* Purchase of investments is after adjustments of proceeds from sale / redemption of mutual fund.

** Includes proceeds and repayment of debt securities, borrowings (other than debt securities) and subordinate liabilities .



L&T FINANCE LIMITED

(A wholly owned subsidiary of L&T Finance Holdings Limited)

CIN: U65910WB1993FLC060810

Regd. Office: 15th Floor, PS Srijan Tech Park, Plot No. 52, Block-DN, Sector-V, Salt Lake, Kolkata - 700 091, District 24-Parganas North
 Website: www.ltf.com Email: investorgrivances@lrf.com Phone: 033 6611 1800 Fax: 033 6611 1802

- 3 These consolidated financial results for the year ended March 31, 2022 have been reviewed by the Audit Committee and the same has been approved by the Board of Directors at its meeting held on April 29, 2022. The Joint Statutory Auditors of the Company have audited the aforesaid results. These financial results have been extracted from Consolidated Financial Statements for the year ended March 31, 2022.
- 4 These consolidated financial results have been prepared in accordance with the recognition and measurement principles of Indian Accounting Standard ("Ind AS") prescribed under section 133 of the Companies Act, 2013 (the "Act") read with relevant rules issued thereunder and the other accounting principles generally accepted in India.
- 5 These consolidated financial results have been prepared in accordance with the requirement of Regulation 52 of the SEBI (Listing Obligations and Disclosure Requirements) Regulations, 2015, as amended.
- 6 In assessing the recoverability of loans, receivables, intangible assets and investments, the Group has performed sensitivity analysis on the assumptions used and based on current indicators of future economic conditions, the Group expects to recover the carrying amount of these assets. However, the going concern assumption will not get impacted by the COVID-19 pandemic.
- 7 Outstanding Exposure to accounts classified as Standard as at March 31, 2022 consequent to implementation of resolution plan as per the RBI circulars, RBI/2020-21/16 DOR No BP/BC/3/21/04/048/2020-21 dated August 06, 2020 ("Resolution Framework - 1.0") and RBI/2021-22/31 DOR.STR.REC.11/21/04/048/2021-22 dated May 05, 2021 ("Resolution Framework-2.0"), is ₹ 3,039.83 crores.
- 8 The Board of Directors of the Company had approved a scheme of amalgamation by way of merger by absorption ("Scheme") on March 20, 2020. Pursuant to receipt of necessary orders from National Company Law Tribunal ("NCLT"), Mumbai and Kolkata, sanctioning the scheme of amalgamation by way of merger by absorption of L&T Housing Finance Limited (LTHFC) and L&T Infrastructure Finance Company Limited (LTIFC) with the Company, under Sections 230 to 232 of the Companies Act, 2013, the Scheme became effective on April 12, 2021. On and from the Appointed Date, i.e., April 1, 2020, the Company has accounted for amalgamation as a common control business combination in accordance with Appendix C of the Ind AS 103 - "Business Combinations". The figures for the previous year represent the results of the Amalgamated Company from appointed date April 01, 2020.

Prior to the merger, L&T Infrastructure Finance Co Ltd (LTIFC) was the sponsor of L&T Infra Credit Limited (erstwhile L&T Infra Debt Fund Limited) (LTICL). Consequent to the merger of the sponsor (i.e., LTIFC with LTFL), LTICL is no longer eligible to be regarded as IDF-NBFC. LTICL is taking steps to convert itself to an NBFC - Investment and Credit Company (NBFC-ICC).
- 9 RBI vide Circular dated November 12, 2021 - "Prudential norms on Income Recognition, Asset Classification and Provisioning (IRACP) pertaining to Advances - Clarifications" has clarified / harmonized certain aspects of extant regulatory guidelines with a view to ensuring uniformity in the implementation of IRACP norms across all lending institutions. The Group is taking necessary steps to comply with the norms / changes for regulatory reporting, with effect from October 01, 2022 pursuant to the circular dated February 15, 2022. Such clarifications' harmonization has no impact on the financial results for the quarter and year ended March 31, 2022, as the Group continues to prepare the financial results in accordance with the applicable Ind-AS guidelines and the RBI Circular dated March 13, 2020 - "Implementation of Indian Accounting Standards".
- 10 Information as required by Regulation 54 of the SEBI (Listing Obligations and Disclosure Requirements) Regulations, 2015:
Security Coverage available as on March 31, 2022 in case of Secured non-convertible debentures issued by the Group is 1.09 times. The secured non-convertible debentures issued by the Group are fully secured by creation and maintenance of exclusive charge on specific receivables of the Company, to the extent as stated in the respective Information Memorandum.
- 11 Information as required by Regulation 52(4) of the SEBI (Listing Obligations and Disclosure Requirements) Regulations, 2015 as amended, is attached as Annexure 1.
- 12 The previous year figures have been reclassified/regrouped to conform to the figure of the current year.

In terms of our report attached.
For M S K A & Associates
 Chartered Accountants
 Firm's Registration No. 105047W

Srividya Vaidison

Srividya Vaidison
 Partner
 Membership No. 207132

Place : Mumbai
 Date : April 29, 2022



In terms of our report attached.
For Kalyaniwalla & Mistry LLP
 Chartered Accountants
 Firm's Registration No. 104607W/W100166

Roshni R. Marfatia

Roshni R. Marfatia
 Partner
 Membership No. 106548

Place : Mumbai
 Date : April 29, 2022



For and on behalf of the Board of Directors
L&T Finance Limited

Sachinn Joshi

Sachinn Joshi
 Whole-time Director
 (DIN - 00040876)

Place : Mumbai
 Date : April 29, 2022

As



L&T FINANCE LIMITED
(A wholly owned subsidiary of L&T Finance Holdings Limited)
CIN: U65910WB1993FLC060810

Regd. Office : 15th Floor, PS Srijan Tech Park, Plot No. 52, Block-DN, Sector-V, Salt Lake, Kolkata - 700 091, District 24-Parganas North
Website: www.ltfs.com Email: investorgrievances@ltfs.com Phone: 033 6611 1800 Fax: 033 6611 1802

Annexure I:

Disclosure in compliance with Regulation 52(4) of the SEBI (Listing Obligations and Disclosure Requirements) Regulations, 2015 as amended, for the year ended March 31, 2022

| Sr. No. | Particulars | Ratio |
|---------|---|----------------|
| 1 | Debt-Equity Ratio ¹ | 5.25 |
| 2 | Debt service coverage ratio ² | Not Applicable |
| 3 | Interest service coverage ratio ² | Not Applicable |
| 4 | Outstanding redeemable preference shares (quantity and value) | Nil |
| 5 | Capital redemption reserve (₹ in crore) | 36.30 |
| | Debenture redemption reserve (₹ in crore) | 5.15 |
| 6 | Net worth (₹ in crore) ³ | 16,407.93 |
| 7 | Net profit after tax (₹ in crore) | 794.71 |
| 8 | Earnings per equity share | |
| | (a) Basic (₹) | 3.03 |
| | (b) Diluted (₹) | 3.03 |
| 9 | Current ratio ⁴ | Not Applicable |
| 10 | Long term debt to working capital ⁴ | Not Applicable |
| 11 | Bad debts to Account receivable ratio ⁴ | Not Applicable |
| 12 | Current liability ratio ⁴ | Not Applicable |
| 13 | Total debts to total assets ⁵ | 0.82 |
| 14 | Debtors turnover ⁴ | Not Applicable |
| 15 | Inventory turnover ⁴ | Not Applicable |
| 16 | Operating margin ⁴ | Not Applicable |
| 17 | Net profit margin ⁶ | 6.53% |
| 18 | Sector specific equivalent ratios ⁷ : | |
| | (a) Gross Stage 3 | Not Applicable |
| | (b) Net Stage 3 | Not Applicable |
| | (c) Capital to risk-weighted assets ratio | Not Applicable |
| | (d) Liquidity coverage ratio | Not Applicable |

Note:

- 1 Debt-equity ratio = (Debt securities + Borrowings (other than debt securities) + Subordinated liabilities) / Networth.
- 2 Debt service coverage ratio and interest service coverage ratio shall not be applicable for Banks or Non Banking Financial Companies/Housing Finance Companies registered with the Reserve Bank of India as per Regulation 52(4) of the SEBI (Listing Obligations and Disclosure Requirements) Regulations, 2015.
- 3 Net worth is calculated as defined in section 2(57) of Companies Act 2013.
- 4 The Company is a Non-Banking Financial Company registered under the Reserve Bank of India Act, 1934, hence these ratios are generally not applicable.
- 5 Total debts to total assets = (Debt securities + Borrowings (other than debt securities) + Subordinated liabilities) / total assets.
- 6 Net profit margin = Net profit after tax / total income.
- 7 These ratios are not applicable for the Group.



KALYANIWALLA & MISTRY LLP

CHARTERED ACCOUNTANTS

To,
L&T Finance Limited
Brindavan, CST Road,
Kalina, Santacruz (East),
Mumbai 400098

Independent auditor's certificate

1. This certificate is issued at the request of **L&T Finance Limited** ("the Company") vide email dated June 24, 2022 and in accordance with the terms of our engagement letter dated June 24, 2022. This certificate is issued with regards to the Company's proposed issue of debt securities wherein we have been requested to certify the columnar representation of the audited standalone and consolidated financial statements consisting of Statement of Profit and Loss, Balance Sheet and Cash Flow Statement of the Company for the years ended March 31, 2020 (Before Merger and After Merger), March 31, 2021 and March 31, 2022 (herein referred to as the "Financial Information") as required by Securities and Exchange Board of India (Issue And Listing Of Non-Convertible Securities) Regulations, 2021 dated August 9, 2021 ("SEBI Regulation") for the purpose of including the Financial Information in the draft offer document or offer document of the proposed issue of debt securities.
2. The accompanying Standalone Statement in 'Annexure A' and Consolidated Statement in 'Annexure B', which contains the Financial Information has been prepared by the Management, and initialed by us for identification purposes.

Management's responsibility

3. The preparation of the accompanying Statements and the financial statements of the respective financial years, including the preparation and maintenance of all accounting and other relevant supporting records and documents is the responsibility of Management of the Company. This responsibility includes the design, implementation and maintenance of internal control relevant to the preparation and presentation of the Statement and applying an appropriate basis of preparation and making estimates that are reasonable in the circumstances.
4. The Company's Management is also responsible for ensuring that the Company complies with all the requirements of the SEBI Regulation for the purpose of the proposed issuance of debt securities.

Auditor's Responsibility

5. Pursuant to the requirements of this certificate, our responsibility is to provide a reasonable assurance that the Financial Information of the Company for the years ended March 31, 2020 (Before Merger and After Merger), March 31, 2021 and March 31, 2022 have been accurately extracted from the audited financial statements for the respective years.
6. For the purpose of this certificate, we have planned and performed the following procedures:
 - (a) obtained the audited financial statements for the years ended March 31, 2020, March 31, 2021 and March 31, 2022;
 - (b) obtained the columnar audited standalone and consolidated financial statements (consisting of the Statement of Profit and Loss, Balance Sheet and Cash Flow Statement) for the years ended March 31, 2020 (Before Merger and After Merger), March 31, 2021 and March 31, 2022, duly certified by the Management;
 - (c) ensured that the financial information in the above statement has been accurately extracted from the audited financial statements for the respective years.



LLP IN : AAH - 3437

REGISTERED OFFICE : ESPLANADE HOUSE, 29, HAZARIMAL SOMANI MARG, FORT, MUMBAI 400 001
TEL.: (91) (22) 6158 6200, 6158 7200 FAX : (91) (22) 6158 6275

**KALYANIWALLA
& MISTRY LLP**

7. The standalone and consolidated financial statements for the years ended March 31, 2020 and March 31, 2021 referred to in paragraph 6 above have been audited by the predecessor auditors on which an unmodified audit opinion was issued vide their reports dated May 29, 2020 and April 28, 2021 respectively.
8. The standalone and consolidated financial statements for the year ended March 31, 2022 referred to in paragraph 6 above have been jointly audited by us alongwith the joint auditors on which an unmodified audit opinion was issued vide our reports dated April 29, 2022.
9. For the purpose of this certificate we have not performed an audit, the objective of which would be the expression of an opinion on the financial statements, specified elements, accounts or items thereof. Accordingly, we do not express such opinion.
10. We conducted our verification in accordance with the Guidance Note on Reports or Certificates for Special Purposes issued by the Institute of Chartered Accountants of India. The Guidance Note requires that we comply with the ethical requirements of the Code of Ethics issued by the Institute of Chartered Accountants of India which includes the concept of test check and materiality.
11. We have complied with the relevant applicable requirements of the Standard on Quality Control (SQC) 1, Quality Control for Firms that Perform Audits and Reviews of Historical Financial Information, and Other Assurance and Related Services Engagements.

Opinion

12. Based on the procedures performed as mentioned in paragraph 6 and the information and explanations provided to us and representation made by the Company's Management, we certify that the Financial Information in the accompanying Statements in Annexure A and B has been verified and found to be correct.

Restrictions on use

13. This certificate has been issued solely for the purpose of including the Financial Information in the draft offer document or offer document of the proposed issue of debt securities, and will not be used by any other person or for any other purpose. Accordingly, we will not accept or assume any liability or any duty of care for any other purpose or to any other person to whom this certificate is shown or into whose hands it may come without our prior consent in writing.

For KALYANIWALLA & MISTRY LLP
CHARTERED ACCOUNTANTS
Firm Regn. No.: 104607W / W100166



Roshni R. Marfatia
PARTNER
Membership No.: 106548
UDIN: 22106548ALTGKP2534



Mumbai: June 27, 2022

L&T Finance Limited
Statement of Financial information
Standalone Balance Sheet

Annexure A

| Particulars | ₹ in crore | | | |
|---|---|---|---|--|
| | As at March 31, 2022 (After Merger) | As at March 31, 2021 (After Merger) | As at March 31, 2020 (After Merger) | As at March 31, 2020 (Before Merger) |
| A. ASSETS: | | | | |
| 1. Financial assets | | | | |
| (a) Cash and cash equivalents | 4,233.83 | 4,312.83 | 5,258.30 | 2,717.76 |
| (b) Bank balance other than (a) above | 1,909.36 | 1,449.29 | 2,176.55 | 684.56 |
| (c) Derivative financial instruments | 204.04 | 32.60 | 155.06 | 141.74 |
| (d) Receivables | | | | |
| (i) Trade receivables | 5.24 | 23.00 | 46.67 | 18.85 |
| (ii) Other receivables | 56.43 | 65.63 | 26.41 | 35.83 |
| (e) Loans | 77,529.06 | 78,593.64 | 82,701.82 | 43,891.22 |
| (f) Investments | 9,303.95 | 8,427.01 | 5,503.91 | 3,077.45 |
| (g) Other financial assets | 82.78 | 68.06 | 75.69 | 66.41 |
| 2. Non-financial assets | | | | |
| (a) Current tax assets (net) | 580.18 | 516.65 | 674.81 | 194.76 |
| (b) Deferred tax assets (net) | 1,401.20 | 1,584.36 | 1,417.42 | 819.01 |
| (c) Property, plant and equipment | 19.41 | 22.56 | 36.31 | 35.31 |
| (d) Intangible assets under development | 21.79 | 23.84 | 61.99 | 44.56 |
| (e) Goodwill | - | - | 565.70 | 565.7 |
| (f) Other intangible assets | 115.76 | 110.89 | 157.52 | 134.67 |
| (g) Right of use assets | 32.36 | 29.79 | 32.54 | 25.95 |
| (h) Other non-financial assets | 676.44 | 948.60 | 308.77 | 122.94 |
| Total Assets | 96,171.83 | 96,208.75 | 99,199.47 | 52,576.72 |
| B. LIABILITIES AND EQUITY : | | | | |
| 1. LIABILITIES | | | | |
| a. Financial liabilities | | | | |
| (a) Payables | | | | |
| (i) Trade payables | | | | |
| (i) total outstanding dues of micro enterprises and small enterprises | 0.19 | - | - | - |
| (ii) total outstanding dues of creditors other than micro enterprises and small enterprises | 423.48 | 364.90 | 50.82 | 31.40 |
| (ii) Other payables | | | | |
| (i) total outstanding dues of micro enterprises and small enterprises | - | - | - | - |
| (ii) total outstanding dues of creditors other than micro enterprises and small enterprises | 6.49 | 5.07 | 0.83 | - |
| (b) Debt securities | 34,665.61 | 37,230.48 | 34,310.91 | 16,481.87 |
| (c) Borrowings (other than debt securities) | 40,356.40 | 38,658.11 | 45,335.36 | 25,628.83 |
| (d) Subordinated liabilities | 3,297.59 | 3,501.59 | 3,303.92 | 1,141.75 |
| (e) Lease liabilities | 35.53 | 34.05 | 36.34 | 29.29 |
| (f) Other financial liabilities | 662.54 | 556.61 | 390.78 | 243.85 |
| b. Non-financial liabilities | | | | |
| (a) Current tax liabilities (net) | 155.55 | 170.44 | 99.26 | 95.43 |
| (b) Provisions | 25.86 | 26.57 | 31.89 | 28.17 |
| (c) Other non-financial liabilities | 51.36 | 39.70 | 4.77 | 2.54 |
| 2. Equity | | | | |
| (a) Equity share capital | 2,684.17 | 2,684.17 | 2,684.17 | 1,599.14 |
| (b) Other equity | 13,807.06 | 12,937.06 | 12,950.42 | 7,294.45 |
| Total Liabilities and Equity | 96,171.83 | 96,208.75 | 99,199.47 | 52,576.72 |



L&T Finance Limited
Statement of Financial information
Standalone Profit and Loss Statement

Annexure A

| Particulars | ₹ in crore | | | |
|---|--|--|--|---|
| | Year end March 31, 2022 (After Merger) | Year end March 31, 2021 (After Merger) | Year end March 31, 2020 (After Merger) | Year end March 31, 2020 (Before Merger) |
| Revenue from operations | | | | |
| (i) Interest income | 10,969.31 | 12,206.78 | 12,374.41 | 8,184.41 |
| (ii) Dividend income | 0.14 | - | 0.04 | - |
| (iii) Rental income | 1.73 | 4.52 | 9.04 | 9.04 |
| (iv) Fees and commission income | 86.40 | 138.01 | 364.49 | 210.10 |
| (v) Net gain on fair value changes | - | - | - | 42.56 |
| I Total revenue from operations | 11,057.58 | 12,349.31 | 12,747.98 | 8,446.11 |
| II Other Income | 387.58 | 343.76 | 294.29 | 234.19 |
| III Total Income (I + II) | 11,445.16 | 12,693.07 | 13,042.27 | 8,680.30 |
| Expenses | | | | |
| (i) Finance costs | 5,065.27 | 6,357.30 | 6,728.91 | 3,767.85 |
| (ii) Net loss on fair value changes | 1,075.90 | 393.20 | 44.49 | - |
| (iii) Net loss on derecognition of financial instruments under amortised cost category | 285.01 | 237.25 | 273.01 | 231.32 |
| (iv) Impairment on financial instruments | 1,676.79 | 2,975.14 | 1,991.99 | 1,767.69 |
| (v) Employee benefits expenses | 1,061.46 | 906.63 | 898.72 | 766.08 |
| (vi) Depreciation, amortisation and impairment | 95.73 | 726.48 | 710.65 | 701.21 |
| (vii) Other expenses | 1,093.13 | 764.83 | 790.42 | 632.19 |
| IV Total expenses (IV) | 10,353.29 | 12,360.83 | 11,438.19 | 7,866.34 |
| V Profit before tax (III - IV) | 1,091.87 | 332.24 | 1,604.08 | 813.96 |
| VI Tax expense | | | | |
| (1) Current tax | 118.35 | 481.77 | 595.27 | 507.92 |
| (2) Deferred tax | 165.54 | (150.89) | (164.66) | (263.65) |
| VII Profit before impact of change in the rate on opening deferred tax (V+VI) | 807.98 | 1.36 | 1,173.47 | 564.69 |
| VIII Impact of change in the rate on opening deferred tax | - | - | 472.71 | 203.40 |
| IX Profit for the year (VII - VIII) | 807.98 | 1.36 | 700.76 | 366.29 |
| X Other comprehensive income | | | | |
| A. (i) Items that will not be reclassified to profit or loss | | | | |
| a) Remeasurements of the defined benefit plans | 1.99 | 1.06 | (4.75) | (4.49) |
| b) Change in fair value of equity instruments measured at fair value through other comprehensive income | - | 55.05 | (56.16) | (56.16) |
| (ii) Income tax relating to items that will not be reclassified to profit or loss | (0.50) | (0.27) | 1.20 | 1.13 |
| Subtotal (A) | 1.49 | 55.84 | (59.71) | (59.52) |
| B. (i) Items that will be reclassified to profit or loss | | | | |
| a) Change in fair value of debt instruments measured at fair value through other comprehensive income | 21.22 | (10.47) | 0.16 | (1.47) |
| b) The effective portion of gains and loss on hedging instruments in a cash flow hedge | 52.53 | (2.94) | (133.02) | (118.11) |
| (ii) Income tax relating to items that will be reclassified to profit or loss | (13.22) | 0.74 | 33.48 | 29.73 |
| Subtotal (B) | 60.53 | (12.67) | (99.38) | (89.85) |
| Total other comprehensive income (A+B) | 62.02 | 43.17 | (159.09) | (149.37) |
| XI Total comprehensive income for the year (IX+X) | 870.00 | 44.53 | 541.67 | 216.92 |
| XII Earnings per equity share: | | | | |
| Basic earnings per equity share (₹) | 3.01 | 0.01 | 2.61 | 2.29 |
| Diluted earnings per equity share (₹) | 3.01 | 0.01 | 2.61 | 2.29 |



L&T Finance Limited
Statement of Financial Information
Standalone Cash Flow Statement

Annexure A

₹ in crore

| Particulars | Year end March 31, 2022 (After Merger) | Year end March 31, 2021 (After Merger) | Year end March 31, 2020 (After Merger) | Year end March 31, 2020 (Before Merger) |
|--|--|--|--|---|
| A. Cash flows from operating activities : | | | | |
| Profit before tax | 1,091.87 | 332.24 | 1,604.08 | 813.96 |
| Adjustments for: | | | | |
| Net loss on sale of property, plant and equipment | 0.03 | 0.53 | 2.66 | 2.66 |
| Net loss/(gain) arising on fair value changes | 1,075.90 | 393.20 | (47.47) | (104.38) |
| Net loss on derecognition of financial instruments under amortised cost category | 285.01 | 237.25 | 273.01 | 231.32 |
| Impairment on financial instruments | 1,675.79 | 2,975.14 | 1,991.99 | 1,767.69 |
| Net loss/(gain) arising on fair value changes - Loan | - | - | 93.31 | 61.82 |
| Depreciation, amortisation and impairment | 95.73 | 726.48 | 710.65 | 701.21 |
| Operating profit before working capital changes | 4,225.33 | 4,664.84 | 4,628.23 | 3,474.28 |
| Changes in working capital | | | | |
| Adjustments for increase/(decrease) in operating liabilities | | | | |
| Other financial liabilities | (803.39) | (118.18) | 107.85 | (6.62) |
| Lease liabilities | (19.80) | (9.92) | 36.34 | 29.29 |
| Provisions | 1.28 | (4.26) | 1.58 | 1.94 |
| Trade and other payables | 60.19 | 318.33 | (77.00) | (67.74) |
| Other non-financial liabilities | 11.66 | 34.93 | (15.43) | (10.41) |
| Adjustments for (Increase)/decrease in operating assets | | | | |
| Other non-financial assets | 256.05 | (51.99) | (49.52) | (41.00) |
| Right of use assets | - | - | (40.34) | (33.75) |
| Other financial assets | 13.44 | 6.00 | 74.51 | 83.00 |
| Trade and other receivables | 26.96 | 0.86 | (4.35) | (33.00) |
| Cash generated from operations | 3,771.72 | 4,840.61 | 4,661.87 | 3,395.99 |
| Direct taxes refund/(paid) (net) | (192.88) | (252.43) | (708.43) | (549.98) |
| Loans disbursed (net of repayments) | (1,650.29) | 172.83 | (1,709.73) | 1,420.98 |
| Net cash generated from/(used in) operating activities (A) | 1,928.55 | 4,761.01 | 2,243.71 | 4,266.99 |
| B. Cash flows from investing activities : | | | | |
| Change in other bank balance not available for immediate use | (460.08) | 727.26 | (2,131.56) | (653.99) |
| Purchase of property, plant and equipment | (7.93) | (2.85) | (23.71) | (9.55) |
| Proceeds from sale of property, plant and equipment | 0.81 | 3.20 | 3.56 | 3.56 |
| Purchase of intangible assets | (67.86) | (45.73) | (54.22) | (54.22) |
| Purchase of investments | (3,609.10) | (3,763.25) | (2,220.88) | (1,433.30) |
| Proceeds on sale of investments | 2,417.61 | 610.17 | 4,803.05 | 2,823.91 |
| Net cash (used in)/generated from investing activities (B) | (1,726.55) | (2,471.20) | 376.24 | 676.41 |
| C. Cash flows from financing activities | | | | |
| Proceeds from issue of equity shares (including securities premium) | - | - | 1,000.00 | - |
| Payment for share issue costs | - | - | (1.00) | - |
| Proceeds from borrowings | 18,667.63 | 17,607.02 | 31,744.40 | 15,977.40 |
| Repayment of borrowings | (18,948.63) | (20,842.30) | (31,158.11) | (19,280.51) |
| Dividend paid | - | - | (474.20) | (375.80) |
| Additional tax on dividend | - | - | (97.47) | (77.24) |
| Net cash (used in)/generated from financing activities (C) | (281.00) | (3,235.28) | 1,013.62 | (3,756.15) |
| Net increase/(decrease) in cash and cash equivalents (A+B+C) | (79.00) | (945.47) | 3,633.57 | 1,187.25 |
| Cash and cash equivalents at beginning of the year | 4,312.83 | 5,258.30 | 1,624.73 | 1,530.51 |
| Cash and cash equivalents at the end of the year | 4,233.83 | 4,312.83 | 5,258.30 | 2,717.76 |
| Net increase/(decrease) in cash and cash equivalents | (79.00) | (945.47) | 3,633.57 | 1,187.25 |



L&T Finance Limited
Statement of Financial Information
Consolidated Balance Sheet

Annexure B

| Particulars | ₹ in Crore | | | |
|---|---|---|---|--|
| | As at March 31, 2022 (After Merger) | As at March 31, 2021 (After Merger) | As at March 31, 2020 (After Merger) | As at March 31, 2020 (Before Merger) |
| A. ASSETS: | | | | |
| 1. Financial assets | | | | |
| (a) Cash and cash equivalents | 4,768.99 | 5,547.83 | 5,595.83 | 2,717.76 |
| (b) Bank balance other than (a) above | 3,024.23 | 1,449.29 | 2,202.40 | 684.56 |
| (c) Derivative financial instruments | 204.04 | 32.60 | 155.06 | 141.74 |
| (d) Receivables | | | | |
| (i) Trade receivables | 14.56 | 23.00 | 46.92 | 18.85 |
| (ii) Other receivables | 54.93 | 65.64 | 26.65 | 35.83 |
| (e) Loans | 82,469.44 | 87,030.25 | 91,462.50 | 43,891.22 |
| (f) Investments | 11,528.25 | 8,316.00 | 5,888.13 | 3,242.31 |
| (g) Other financial assets | 83.95 | 69.10 | 76.31 | 66.41 |
| 2. Non-financial assets | | | | |
| (a) Current tax assets (net) | 655.04 | 592.24 | 783.12 | 194.76 |
| (b) Deferred tax assets (net) | 1409.53 | 1584.36 | 1417.74 | 819.02 |
| (c) Property, plant and equipment | 19.41 | 22.56 | 36.31 | 35.31 |
| (d) Intangible assets under development | 21.81 | 23.84 | 62.00 | 44.56 |
| (e) Goodwill | - | - | 565.70 | 565.70 |
| (f) Other intangible assets | 116.02 | 110.94 | 157.58 | 134.67 |
| (g) Right of use assets | 32.36 | 29.79 | 32.54 | 25.95 |
| (h) Other non-financial assets | 677.71 | 951.39 | 311.26 | 122.94 |
| Total Assets | 105,080.27 | 105,848.83 | 108,820.05 | 52,741.59 |
| B. LIABILITIES AND EQUITY : | | | | |
| 1. LIABILITIES | | | | |
| a. Financial liabilities | | | | |
| (a) Derivative financial instruments | | | | |
| (a) Payables | | | | |
| (i) Trade payables | | | | |
| (i) total outstanding dues of micro enterprises and small enterprises | 0.19 | - | - | - |
| (ii) total outstanding dues of creditors other than micro enterprises and small enterprises | 425.89 | 369.21 | 62.96 | 31.40 |
| (ii) Other payables | | | | |
| (i) total outstanding dues of micro enterprises and small enterprises | - | - | - | - |
| (ii) total outstanding dues of creditors other than micro enterprises and small enterprises | 6.49 | 5.07 | 0.83 | - |
| (b) Debt securities | 42,194.10 | 45,374.48 | 42,529.63 | 16,481.87 |
| (c) Borrowings (other than debt securities) | 40,356.40 | 38,658.11 | 45,335.36 | 25,628.83 |
| (d) Subordinated liabilities | 3,583.50 | 3,824.27 | 3,660.09 | 1,141.75 |
| (e) Lease liabilities | 35.53 | 34.05 | 36.34 | 29.29 |
| (f) Other financial liabilities | 663.94 | 559.84 | 396.15 | 243.85 |
| b. Non-financial liabilities | | | | |
| (a) Current tax liabilities (net) | 184.32 | 266.37 | 99.26 | 95.43 |
| (b) Provisions | 26.78 | 27.57 | 33.28 | 28.17 |
| (c) Deferred tax liabilities (Net) | 0.28 | 0.20 | - | - |
| (d) Other non-financial liabilities | 53.47 | 40.59 | 5.70 | 2.54 |
| 2. Equity | | | | |
| (a) Equity share capital | 2,684.17 | 2,684.17 | 2,684.17 | 1,599.14 |
| (b) Other equity | 14,372.27 | 13,495.74 | 13,489.78 | 7,459.32 |
| 3. Non-controlling interest | 492.94 | 509.16 | 486.50 | - |
| Total Liabilities and Equity | 105,080.27 | 105,848.83 | 108,820.05 | 52,741.59 |



L&T Finance Limited
Statement of Financial Information
Consolidated Profit and Loss Statement

Annexure B

| Particulars | ₹ in Crore | | | |
|---|--|--|--|---|
| | Year end March 31, 2022 (After Merger) | Year end March 31, 2021 (After Merger) | Year end March 31, 2020 (After Merger) | Year end March 31, 2020 (Before Merger) |
| Revenue from operations | | | | |
| (i) Interest income | 11,680.33 | 13,100.31 | 13,254.10 | 8,184.41 |
| (ii) Dividend income | 0.18 | 0.04 | 0.12 | - |
| (iii) Rental income | 1.73 | 4.52 | 9.04 | 9.04 |
| (iv) Fees and commission income | 98.09 | 142.89 | 381.41 | 210.10 |
| (v) Net gain on fair value changes | 6.80 | 4.88 | 20.09 | 42.56 |
| (vi) Net gain on derecognition of financial instruments under amortised cost category | - | 2.11 | - | - |
| I Total revenue from operations | 11,787.13 | 13,254.75 | 13,664.76 | 8,446.11 |
| II Other income | 388.19 | 343.70 | 295.44 | 234.19 |
| III Total income (I + II) | 12,175.32 | 13,598.45 | 13,960.20 | 8,680.30 |
| Expenses | | | | |
| (i) Finance costs | 5,727.96 | 7,062.82 | 7,380.64 | 3,767.85 |
| (ii) Fees and commission expense | 1.06 | 1.08 | 7.27 | - |
| (iii) Net loss on fair value changes | 1,089.20 | 420.62 | 44.58 | - |
| (iv) Net loss on derecognition of financial instruments under amortised cost category | 785.01 | 747.25 | 773.01 | 231.32 |
| (v) Impairment on financial instruments | 1,708.62 | 2,973.76 | 1,994.17 | 1,767.69 |
| (vi) Employee benefits expenses | 1,075.79 | 918.99 | 909.81 | 766.08 |
| (vii) Depreciation, amortisation and impairment | 92.81 | 726.51 | 718.67 | 701.21 |
| (viii) Other expenses | 1,105.16 | 784.06 | 818.27 | 632.19 |
| IV Total expenses (IV) | 11,088.63 | 13,124.51 | 12,138.22 | 7,866.34 |
| V Profit before tax (III - IV) | 1,086.69 | 473.94 | 1,821.98 | 813.96 |
| VI Tax expense | | | | |
| (1) Current tax | 134.91 | 482.36 | 595.31 | 507.92 |
| (2) Deferred tax | 157.07 | (150.37) | (163.49) | (263.65) |
| (3) Provision for tax related to earlier years | - | 95.93 | - | - |
| VII Profit before impact of change in the rate on opening deferred tax (V-VI) | 794.71 | 46.02 | 1,190.16 | 849.49 |
| VIII Impact of change in the rate on opening deferred tax | - | - | 472.87 | 203.40 |
| IX Profit for the year (VII - VIII) | 794.71 | 46.02 | 917.29 | 646.29 |
| X Add: Share in profits from associate company | - | - | - | 60.24 |
| XI Profit for the year (IX + X) | 794.71 | 46.02 | 917.29 | 426.53 |
| Profit for the year attributable to: | | | | |
| Owners of the company | 814.48 | 53.65 | 867.45 | 426.53 |
| Non-controlling interest | (19.77) | (7.63) | 49.84 | - |
| XII Other comprehensive income | | | | |
| A. (i) Items that will not be reclassified to profit or loss | | | | |
| a) Remeasurements of the defined benefit plans | 2.04 | 1.34 | (4.91) | (4.54) |
| b) Change in fair value of equity instruments measured at fair value through other comprehensive income | - | 55.05 | (56.16) | (56.16) |
| (ii) Income tax relating to items that will not be reclassified to profit or loss | (0.51) | (0.27) | 1.20 | 1.14 |
| Subtotal (A) | 1.53 | 56.12 | (59.87) | (59.56) |
| B. (i) Items that will be reclassified to profit or loss | | | | |
| a) Change in fair value of debt instruments measured at fair value through other comprehensive income | 22.05 | (12.42) | 0.16 | (1.47) |
| b) The effective portion of gains and loss on hedging instruments in a cash flow hedge | 52.53 | (2.94) | (133.02) | (118.11) |
| (ii) Income tax relating to items that will be reclassified to profit or loss | (13.43) | 0.74 | 33.48 | 29.73 |
| Subtotal (B) | 61.15 | (14.62) | (99.38) | (89.85) |
| Total other comprehensive income (A+B) | 62.68 | 41.50 | (159.25) | (149.41) |
| Other comprehensive income for the year attributable to: | | | | |
| Owners of the company | 62.68 | 41.50 | (159.25) | (149.41) |
| Non-controlling interest | - | - | - | - |
| XIII Total comprehensive income for the year (XI+XII) | 857.39 | 87.52 | 758.04 | 277.12 |
| Total comprehensive income for the year attributable to: | | | | |
| Owners of the company | 877.16 | 95.15 | 708.20 | 277.12 |
| Non-controlling interest | (19.77) | (7.63) | 49.84 | - |
| XIV Earnings per equity share: | | | | |
| Basic earnings per equity share (₹) | 3.03 | 0.20 | 3.23 | 2.67 |
| Diluted earnings per equity share (₹) | 3.03 | 0.20 | 3.23 | 2.67 |



L&T Finance Limited
Statement of Financial Information
Consolidated Cash Flow Statement

Annexure B

| Particulars | ₹ in Crore | | | |
|--|--|--|--|---|
| | Year end March 31, 2022 (After Merger) | Year end March 31, 2021 (After Merger) | Year end March 31, 2020 (After Merger) | Year end March 31, 2020 (Before Merger) |
| A. Cash flows from operating activities : | | | | |
| Profit before tax | 1,086.68 | 473.94 | 1,821.98 | 813.96 |
| Adjustments for: | | | | |
| Net loss on sale of property, plant and equipment | 0.03 | 0.53 | 2.66 | 2.66 |
| Net loss/(gain) arising on fair value changes | 1,082.39 | 415.74 | (63.92) | (104.38) |
| Net loss on derecognition of financial instruments under amortised cost category | 285.01 | 235.14 | 273.01 | 231.32 |
| Impairment on financial instruments | 1,708.62 | 2973.76 | 1,994.17 | 1,767.69 |
| Net loss/(gain) arising on fair value changes - Loan | - | - | 93.31 | 61.82 |
| Depreciation, amortisation and impairment | 95.81 | 726.51 | 710.67 | 701.21 |
| Operating profit before working capital changes | 4,258.54 | 4,825.62 | 4,831.88 | 3,474.28 |
| Changes in working capital | | | | |
| Adjustments for increase/(decrease) in operating liabilities | | | | |
| Other financial liabilities | (789.01) | (86.76) | 130.31 | (6.62) |
| Lease liabilities | (19.80) | (9.92) | 36.34 | 29.29 |
| Provisions | 1.16 | (4.37) | 2.02 | 1.94 |
| Trade and other payables | 58.08 | 310.50 | (72.84) | (67.74) |
| Other non-financial liabilities | 13.04 | 34.89 | (16.71) | (10.41) |
| Adjustments for (increase)/decrease in operating assets | | | | |
| Other non-financial assets | 257.60 | (52.30) | (49.00) | (41.00) |
| Right of use assets | - | - | (40.34) | (33.75) |
| Other financial assets | 13.16 | (7.96) | 74.45 | 83.00 |
| Trade and other receivables | 17.65 | 1.34 | (2.07) | (33.00) |
| Cash generated from operations | 3,810.42 | 5,011.04 | 4,894.04 | 3,395.99 |
| Direct taxes refund/(paid) (net) | (275.27) | (220.29) | (725.60) | (549.98) |
| Loans disbursed (net of repayments) | 1,813.49 | 500.39 | (2,304.65) | 1,420.98 |
| Net cash generated from/(used in) operating activities (A) | 5,348.64 | 5,291.14 | 1,863.79 | 4,266.99 |
| B. Cash flows from investing activities : | | | | |
| Change in other bank balance not available for immediate use | (1,574.95) | 753.11 | (2,157.41) | (653.99) |
| Purchase of property, plant and equipment | (7.93) | (2.85) | (23.71) | (9.55) |
| Proceeds from sale of property, plant and equipment | 0.81 | 3.20 | 3.56 | 3.56 |
| Purchase of Intangible assets | (68.17) | (45.74) | (54.25) | (54.22) |
| Purchase of investments | (5,958.37) | (3,827.40) | (2,672.37) | (1,433.30) |
| Proceeds on sale of investments | 2,421.30 | 1,158.58 | 4,798.14 | 2,823.91 |
| Net cash (used in)/generated from investing activities (B) | (5,187.31) | (1,961.10) | (106.04) | 676.41 |
| C. Cash flows from financing activities | | | | |
| Proceeds from issue of equity shares (including securities premium) | - | - | 1,000.00 | - |
| Payment for share issue costs | - | - | (1.00) | - |
| Payment to minority interest | 7.79 | (1.00) | (2.14) | - |
| Proceeds from borrowings | 18,667.63 | 18,008.36 | 32,986.94 | 15,977.40 |
| Repayment of borrowings | (19,615.59) | (21,385.40) | (31,380.72) | (19,280.51) |
| Dividend paid | - | - | (474.20) | (375.80) |
| Additional tax on dividend | - | - | (97.47) | (77.24) |
| Net cash (used in)/generated from financing activities (C) | (940.17) | (3,378.04) | 2,031.41 | (3,756.15) |
| Net increase/(decrease) in cash and cash equivalents (A+B+C) | (778.84) | (48.00) | 3,789.16 | 1,187.25 |
| Cash and cash equivalents at beginning of the year | 5,547.83 | 5,595.83 | 1,806.67 | 1,530.51 |
| Cash and cash equivalents at the end of the year | 4,768.99 | 5,547.83 | 5,595.83 | 2,717.76 |
| Net increase/(decrease) in cash and cash equivalents | (778.84) | (48.00) | 3,789.16 | 1,187.25 |



Notes:

1. The above financial information is extracted from audited standalone and consolidated financial statements of L&T Finance Limited (the "Company") for the respective years for submission to Securities and Exchange Board of India ("SEBI") in accordance with Operational Circular of SEBI dated August 10, 2021 vide Ref No. SEBI/HO/DDHS/P/CIR/2021/613.

2. The audited standalone and consolidated financial statements as at and for the years ended March 31, 2020 (before merger and after merger), March 31, 2021 and March 31, 2022 have been prepared in accordance with the Indian Accounting Standards prescribed under section 133 of the Companies Act, 2013 read with the Companies (Indian Accounting Standards) Rules, 2015 as amended (Ind AS).

3. Amalgamation of L&T Infrastructure Finance Company Limited ("LTIFC") and L&T Housing Finance Limited ("LTHF") with L&T Finance Limited (the "Company"):

The Board of Directors of the Company had approved a scheme of amalgamation by way of merger by absorption ("Scheme") on March 20, 2020. Pursuant to receipt of necessary orders from National Company Law Tribunal (NCLT), Mumbai and Kolkata, sanctioning the scheme of amalgamation by way of merger by absorption of LTHF and LTIFC with the Company, under Sections 230 to 232 of the Companies Act, 2013, the Scheme became effective on April 12, 2021. On and from the Appointed Date, i.e., April 1, 2020, the Company has accounted for amalgamation, in the standalone financial statements as at and for the year ended March 31, 2021, as a common control business combination in accordance with Appendix C of the Indian Accounting Standard (Ind AS) 103 - "Business Combinations".

Accordingly, the financial information as at and for the year ended March 31, 2020 – Before Merger is extracted from the audited standalone and consolidated financial statements as at and for the year ended March 31, 2020 and financial information as at and for the year ended March 31, 2020 – After Merger is extracted from the audited standalone and consolidated financial statement as at and for the year ended March 31, 2021



**KALYANIWALLA
& MISTRY LLP**

CHARTERED ACCOUNTANTS

To,
L&T Finance Limited
Brindavan, CST Road,
Kalina, Santacruz (East),
Mumbai 400098

Independent auditor's certificate

1. This certificate is issued at the request of **L&T Finance Limited** ("the Company") vide email dated October 6, 2021 and in accordance with the terms of our engagement letter dated October 7, 2021. This certificate is issued with regards to the Company's proposed issue of debt securities wherein we have been requested to certify the columnar representation of the audited stand alone and consolidated financial statements consisting of Statement of Profit and Loss, Balance Sheet and Cash Flow Statement of the Company for the years ended March 31, 2019, March 31, 2020 (Before Merger and After Merger) and March 31, 2021 (herein referred to as the "Financial Information") as required by Securities And Exchange Board Of India (Issue And Listing Of Non-Convertible Securities) Regulations, 2021 dated August 9, 2021 ("SEBI Regulation") for the purpose of including the Financial Information in the draft offer document or offer document of the proposed issue of debt securities.
2. The accompanying Standalone Statement in 'Annexure A' and Consolidated Statement in 'Annexure B', which contains the Financial Information has been prepared by the Management, and initialed by us for identification purposes.

Management's responsibility

3. The preparation of the accompanying Statements and the financial statements of the respective financial years, including the preparation and maintenance of all accounting and other relevant supporting records and documents is the responsibility of Management of the Company. This responsibility includes the design, implementation and maintenance of internal control relevant to the preparation and presentation of the Statements and applying an appropriate basis of preparation and making estimates that are reasonable in the circumstances.
4. The Company's Management is also responsible for ensuring that the Company complies with all the requirements of the SEBI Regulation for the purpose of the proposed issue of debt securities.

Auditor's Responsibility

5. Pursuant to the requirements of this certificate, our responsibility is to provide a reasonable assurance that the Financial Information of the Company for the years ended March 31, 2019, March 31, 2020 (Before Merger and After Merger) and March 31, 2021 have been accurately extracted from the audited financial statements for the respective years.
6. For the purpose of this certificate, we have planned and performed the following procedures:
 - (a) obtained the audited financial statements for the years ended March 31, 2019, March 31, 2020 and March 31, 2021;
 - (b) obtained the columnar audited standalone and consolidated financial statements (consisting of the Statement of Profit and Loss, Balance Sheet and Cash Flow Statement) for the years ended March 31, 2021, March 31, 2020 (Before Merger and After Merger) and March 31, 2019, duly certified by the Management;
 - (c) ensured that the financial information in the above statement has been accurately extracted from the audited financial statements for the respective years.

LLP IN : AAH - 3437
REGISTERED OFFICE : ESPLANADE HOUSE, 29, HAZARIMAL SOMANI MARG, FORT, MUMBAI 400 001
TEL.: (91) (22) 6158 6200, 6158 7200 FAX : (91) (22) 6158 6275



**KALYANIWALLA
& MISTRY LLP**

7. The standalone and consolidated financial statements for the year ended March 31, 2019, March 31, 2020 and March 31, 2021 referred to in paragraph 6 above have been audited by the predecessor auditor on which an unmodified audit opinion was issued vide their reports dated April 28, 2019, May 29, 2020 and April 28, 2021 respectively.
8. For the purpose of this certificate we have not performed an audit, the objective of which would be the expression of an opinion on the financial statements, specified elements, accounts or items thereof. Accordingly, we do not express such opinion.
9. We conducted our verification in accordance with the Guidance Note on Reports or Certificates for Special Purposes issued by the Institute of Chartered Accountants of India. The Guidance Note requires that we comply with the ethical requirements of the Code of Ethics issued by the Institute of Chartered Accountants of India which includes the concept of test check and materiality.
10. We have complied with the relevant applicable requirements of the Standard on Quality Control (SQC) 1, Quality Control for Firms that Perform Audits and Reviews of Historical Financial Information, and Other Assurance and Related Services Engagements.


Opinion

11. Based on the procedures performed as mentioned in paragraph 6 and the information and explanations provided to us and representation made by the Company's Management, we certify that the Financial Information in the accompanying Statements in Annexure A and B has been verified and found to be correct.

Restrictions on use

12. This certificate has been issued solely for the purpose of including the Financial Information in the draft offer document or offer document of the proposed issue of debt securities, and will not be used by any other person or for any other purpose. Accordingly, we will not accept or assume any liability or any duty of care for any other purpose or to any other person to whom this certificate is shown or into whose hands it may come without our prior consent in writing.

For KALYANIWALLA & MISTRY LLP
CHARTERED ACCOUNTANTS
Firm Regn. No.: 104607W / W100166


Roshni R. Marfatia
PARTNER
Membership No.: 106548
UDIN: 21106548AAAFZ3146



Mumbai: October 8, 2021

Annexure A

L&T Finance Limited
Statement of Financial information
Standalone Balance Sheet

| Particulars | ₹ In crore | | | |
|---|---|---|--|--|
| | As at March 31, 2021 (After Merger) | As at March 31, 2020 (After Merger) | As at March 31, 2020 (Before Merger) | As at March 31, 2019 (Before Merger) |
| A. ASSETS: | | | | |
| 1. Financial assets | | | | |
| (a) Cash and cash equivalents | 4,312.83 | 5,258.30 | 2,717.76 | 1,530.51 |
| (b) Bank balance other than (a) above | 1,449.29 | 2,176.55 | 684.56 | 30.57 |
| (c) Derivative financial instruments | 32.60 | 155.06 | 141.74 | 7.20 |
| (d) Receivables | | | | |
| (i) Trade receivables | 23.00 | 46.67 | 18.85 | 11.50 |
| (ii) Other receivables | 65.63 | 26.41 | 35.83 | 18.95 |
| (e) Loans | 78,593.64 | 82,701.82 | 43,891.22 | 47,113.67 |
| (f) Investments | 8,427.01 | 5,503.91 | 3,077.45 | 4,684.30 |
| (g) Other financial assets | 68.06 | 75.69 | 66.41 | 107.54 |
| 2. Non-financial assets | | | | |
| (a) Current tax assets (net) | 516.65 | 674.81 | 194.76 | 77.78 |
| (b) Deferred tax assets (net) | 1584.36 | 1417.42 | 819.01 | 727.21 |
| (c) Property, plant and equipment | 22.56 | 36.31 | 35.31 | 49.34 |
| (d) Intangible assets under development | 23.84 | 61.99 | 44.56 | 18.48 |
| (e) Goodwill | - | 565.70 | 565.7 | 1,131.41 |
| (f) Other Intangible assets | 110.89 | 157.52 | 134.67 | 214.71 |
| (g) Right of use assets | 29.79 | 32.54 | 25.95 | - |
| (h) Other non-financial assets | 948.60 | 308.77 | 122.94 | 113.55 |
| Total Assets | 96,208.75 | 99,199.47 | 52,576.72 | 55,836.72 |
| B. LIABILITIES AND EQUITY : | | | | |
| 1. LIABILITIES | | | | |
| a. Financial liabilities | | | | |
| (a) Derivative financial instruments | | | | |
| (a) Payables | | | | |
| (i) Trade payables | | | | |
| (i) total outstanding dues of micro enterprises and small enterprises | - | - | - | - |
| (ii) total outstanding dues of creditors other than micro enterprises and small enterprises | 27.78 | 50.82 | 31.40 | 86.03 |
| (ii) Other payables | | | | |
| (i) total outstanding dues of micro enterprises and small enterprises | - | - | - | - |
| (ii) total outstanding dues of creditors other than micro enterprises and small enterprises | 5.07 | 0.83 | - | 13.11 |
| (b) Debt securities | 37,230.48 | 34,310.91 | 16,481.87 | 23,071.60 |
| (c) Borrowings (other than debt securities) | 38,658.11 | 45,335.36 | 25,628.83 | 22,139.86 |
| (d) Subordinated liabilities | 3,501.59 | 3,303.92 | 1,141.75 | 1,124.42 |
| (e) Lease liabilities | 34.05 | 36.34 | 29.29 | - |
| (f) Other financial liabilities | 893.73 | 390.78 | 243.85 | 406.66 |
| b. Non-financial liabilities | | | | |
| (a) Current tax liabilities (net) | 170.44 | 99.26 | 95.43 | 20.51 |
| (b) Provisions | 26.57 | 31.89 | 28.17 | 21.74 |
| (c) Other non-financial liabilities | 39.70 | 4.77 | 2.54 | 52.36 |
| 2. Equity | | | | |
| (a) Equity share capital | 2,684.17 | 2,684.17 | 1,599.14 | 1,599.14 |
| (b) Other equity | 12,937.06 | 12,950.42 | 7,294.45 | 7,301.29 |
| Total Liabilities and Equity | 96,208.75 | 99,199.47 | 52,576.72 | 55,836.72 |

L&T Finance Limited
Statement of Financial Information
Standalone Profit and Loss Statement

| Particulars | ₹ In crore | | | |
|---|--|--|---|---|
| | Year end March 31, 2021 (After Merger) | Year end March 31, 2020 (After Merger) | Year end March 31, 2020 (Before Merger) | Year end March 31, 2019 (Before Merger) |
| Revenue from operations | | | | |
| (i) Interest income | 12,206.78 | 12,374.41 | 8,184.41 | 7,011.72 |
| (ii) Dividend income | - | 0.04 | - | - |
| (iii) Rental income | 4.52 | 9.04 | 9.04 | 18.84 |
| (iv) Fees and commission income | 138.01 | 364.49 | 210.10 | 152.25 |
| (v) Net gain on fair value changes | - | - | 42.56 | - |
| I Total revenue from operations | 12,349.31 | 12,747.98 | 8,446.11 | 7,182.81 |
| II Other Income | 343.76 | 294.29 | 234.19 | 199.78 |
| III Total income (I + II) | 12,693.07 | 13,042.27 | 8,680.30 | 7,382.59 |
| Expenses | | | | |
| (i) Finance costs | 6,357.30 | 6,728.91 | 3,767.85 | 3,327.92 |
| (ii) Net loss on fair value changes | 393.20 | 44.49 | - | 8.62 |
| (iii) Net loss on derecognition of financial instruments under amortised cost category | 237.25 | 273.01 | 231.32 | 324.97 |
| (iv) Impairment on financial instruments | 2,975.14 | 1,991.99 | 1,767.69 | 637.06 |
| (v) Employee benefits expenses | 906.63 | 898.72 | 766.08 | 548.31 |
| (vi) Depreciation, amortisation and impairment | 726.48 | 710.65 | 701.21 | 690.93 |
| (vii) Other expenses | 764.83 | 790.42 | 632.19 | 541.70 |
| IV Total expenses (IV) | 12,360.83 | 11,438.19 | 7,866.34 | 6,079.51 |
| V Profit before tax (III - IV) | 332.24 | 1,604.08 | 813.96 | 1,303.08 |
| VI Tax expense | | | | |
| (1) Current tax | 481.77 | 595.27 | 507.92 | 488.47 |
| (2) Deferred tax | (150.89) | (164.66) | (263.65) | (31.35) |
| VII Profit before impact of change in the rate on opening deferred tax (V-VI) | 1.36 | 1,173.47 | 569.69 | 845.96 |
| VIII Impact of change in the rate on opening deferred tax | - | 472.71 | 203.40 | - |
| IX Profit for the year (VII - VIII) | 1.36 | 700.76 | 366.29 | 845.96 |
| X Other comprehensive Income | | | | |
| A. (i) Items that will not be reclassified to profit or loss | | | | |
| a) Remeasurements of the defined benefit plans | 1.06 | (4.75) | (4.49) | (1.54) |
| b) Change in fair value of equity instruments measured at fair value through other comprehensive income | 55.05 | (56.16) | (56.16) | - |
| (ii) Income tax relating to items that will not be reclassified to profit or loss | (0.27) | 1.20 | 1.13 | 0.54 |
| Subtotal (A) | 55.84 | (59.71) | (59.52) | (1.00) |
| B. (i) Items that will be reclassified to profit or loss | | | | |
| a) Change in fair value of debt instruments measured at fair value through other comprehensive income | (10.47) | 0.16 | (1.47) | (0.37) |
| b) The effective portion of gains and loss on hedging instruments in a cash flow hedge | (2.94) | (133.02) | (118.11) | - |
| (ii) Income tax relating to items that will be reclassified to profit or loss | 0.74 | 33.48 | 29.73 | - |
| Subtotal (B) | (12.67) | (99.38) | (89.85) | (0.37) |
| Total other comprehensive Income (A+B) | 43.17 | (159.09) | (149.37) | (1.37) |
| XI Total comprehensive income for the year (IX+X) | 44.53 | 541.67 | 216.92 | 844.59 |
| XII Earnings per equity share: | | | | |
| Basic earnings per equity share (₹) | 0.01 | 2.61 | 2.29 | 5.29 |
| Diluted earnings per equity share (₹) | 0.01 | 2.61 | 2.29 | 5.29 |

L&T Finance Limited
Statement of Financial Information
Standalone Cash Flow Statement

| Particulars | ₹ in crore | | | |
|---|--|--|---|---|
| | Year end March 31, 2021 (After Merger) | Year end March 31, 2020 (After Merger) | Year end March 31, 2020 (Before Merger) | Year end March 31, 2019 (Before Merger) |
| A. Cash flows from operating activities : | | | | |
| Profit before tax | 332.24 | 1,604.08 | 813.96 | 1,303.08 |
| Adjustments for: | | | | |
| Net loss on sale of property, plant and equipment | 0.53 | 2.66 | 2.66 | 7.62 |
| Net (gain)/loss arising on financial assets (investments) measured at fair value through profit or loss | 229.11 | (47.47) | (104.38) | (47.91) |
| Net loss on derecognition of financial instruments under amortised cost category | 237.25 | 273.01 | 231.32 | 324.97 |
| Impairment on financial instruments | 2,975.14 | 1,991.99 | 1,767.69 | 637.06 |
| Net loss arising on financial assets (Loans) measured at fair value through profit or loss | 139.74 | 93.31 | 61.82 | 63.81 |
| Depreciation, amortisation and impairment | 726.48 | 710.65 | 701.21 | 690.93 |
| Net loss on derivatives at fair value through profit or loss | 5.32 | - | - | - |
| Operating profit before working capital changes | 4,645.81 | 4,628.23 | 3,474.28 | 2,979.56 |
| Changes in working capital | | | | |
| Adjustments for increase/(decrease) in operating liabilities | | | | |
| Other financial liabilities | 218.95 | 107.85 | (6.62) | (43.71) |
| Lease liabilities | (2.29) | 36.34 | 29.29 | - |
| Provisions | (4.26) | 1.58 | 1.94 | 9.91 |
| Trade and other payables | (18.80) | (77.00) | (67.74) | (24.33) |
| Other non-financial liabilities | 34.93 | (15.43) | (10.41) | (21.18) |
| Adjustments for (increase)/decrease in operating assets | | | | |
| Other non-financial assets | (51.99) | (49.52) | (41.00) | (11.46) |
| Right of use assets | (7.63) | (40.34) | (33.75) | - |
| Other financial assets | 6.00 | 74.51 | 83.00 | (109.46) |
| Trade and other receivables | 0.86 | (4.35) | (33.00) | (16.21) |
| Cash generated from operations | 4,821.58 | 4,661.87 | 3,395.99 | 2,763.12 |
| Direct taxes refund/(paid) (net) | (252.43) | (708.43) | (549.98) | (380.16) |
| Loans disbursed (net of repayments) | 191.86 | (1,709.73) | 1,420.98 | (9,943.66) |
| Net cash generated from/(used in) operating activities (A) | 4,761.01 | 2,243.71 | 4,266.99 | (7,560.70) |
| B. Cash flows from Investing activities : | | | | |
| Change in other bank balance not available for immediate use | 727.26 | (2,131.56) | (653.99) | 13.33 |
| Purchase of property, plant and equipment | (2.85) | (23.71) | (9.55) | (21.35) |
| Proceeds from sale of property, plant and equipment | 3.20 | 3.56 | 3.56 | 11.30 |
| Purchase of intangible assets | (45.73) | (54.22) | (54.22) | (46.15) |
| Purchase of investments | (3,753.25) | (2,220.88) | (1,433.30) | (2,761.95) |
| Proceeds on sale of investments | 610.17 | 4,803.05 | 2,823.91 | 659.01 |
| Net cash (used in)/generated from Investing activities (B) | (2,471.20) | 376.24 | 676.41 | (2,145.81) |
| C. Cash flows from financing activities | | | | |
| Proceeds from issue of equity shares (including securities premium) | - | 1,000.00 | - | - |
| Payment for share issue costs | - | (1.00) | - | - |
| Payment for issue costs | - | - | - | - |
| Proceeds from borrowings | 17,607.02 | 31,744.40 | 15,977.40 | 17,822.06 |
| Repayment of borrowings | (20,842.30) | (31,158.11) | (19,280.51) | (6,933.70) |
| Dividend paid | - | (474.20) | (375.80) | - |
| Additional tax on dividend | - | (97.47) | (77.24) | - |
| Net cash (used in)/generated from financing activities (C) | (3,235.28) | 1,013.62 | (3,756.15) | 10,888.36 |
| Net increase/(decrease) in cash and cash equivalents (A+B+C) | (945.47) | 3,633.57 | 1,187.25 | 1,181.85 |
| Cash and cash equivalents at beginning of the year | 5,258.30 | 1,624.73 | 1,530.51 | 348.66 |
| Cash and cash equivalents at the end of the year | 4,312.83 | 5,258.30 | 2,717.76 | 1,530.51 |
| Net increase/(decrease) in cash and cash equivalents | (945.47) | 3,633.57 | 1,187.25 | 1,181.85 |



Annexure B

L&T Finance Limited
Statement of Financial Information
Consolidated Balance Sheet

| Particulars | ₹ In crore | | | |
|---|---|---|--|--|
| | As at March 31, 2021 (After Merger) | As at March 31, 2020 (After Merger) | As at March 31, 2020 (Before Merger) | As at March 31, 2019 (Before Merger) |
| A. ASSETS: | | | | |
| 1. Financial assets | | | | |
| (a) Cash and cash equivalents | 5,547.83 | 5,595.83 | 2,717.76 | 1,530.51 |
| (b) Bank balance other than (a) above | 1,449.29 | 2,202.40 | 684.56 | 30.57 |
| (c) Derivative financial instruments | 32.60 | 155.06 | 141.74 | 7.20 |
| (d) Receivables | | | | |
| (i) Trade receivables | 23.00 | 46.92 | 18.85 | 11.50 |
| (ii) Other receivables | 65.64 | 26.65 | 35.83 | 18.95 |
| (e) Loans | 87,030.25 | 91,462.50 | 43,891.22 | 47,113.67 |
| (f) Investments | 8,316.00 | 5,888.13 | 3,242.31 | 4,788.96 |
| (g) Other financial assets | 69.10 | 76.31 | 66.41 | 107.54 |
| 2. Non-financial assets | | | | |
| (a) Current tax assets (net) | 592.24 | 783.12 | 194.76 | 77.78 |
| (b) Deferred tax assets (net) | 1584.36 | 1417.74 | 819.02 | 727.21 |
| (c) Property, plant and equipment | 22.56 | 36.31 | 35.31 | 49.34 |
| (d) Intangible assets under development | 23.84 | 62.00 | 44.56 | 18.48 |
| (e) Goodwill | - | 565.70 | 565.70 | 1,131.41 |
| (f) Other intangible assets | 110.94 | 157.58 | 134.67 | 214.71 |
| (g) Right of use assets | 29.79 | 32.54 | 25.95 | - |
| (h) Other non-financial assets | 951.39 | 311.26 | 122.94 | 113.55 |
| Total Assets | 1,05,848.83 | 1,08,820.05 | 52,741.59 | 55,941.38 |
| B. LIABILITIES AND EQUITY : | | | | |
| 1. LIABILITIES | | | | |
| a. Financial liabilities | | | | |
| (a) Derivative financial instruments | | | | |
| (a) Payables | | | | |
| (i) Trade payables | | | | |
| (i) total outstanding dues of micro enterprises and small enterprises | - | - | - | - |
| (ii) total outstanding dues of creditors other than micro enterprises and small enterprises | 32.08 | 62.96 | 31.40 | 86.03 |
| (ii) Other payables | | | | |
| (i) total outstanding dues of micro enterprises and small enterprises | - | - | - | - |
| (ii) total outstanding dues of creditors other than micro enterprises and small enterprises | 5.07 | 0.83 | - | 13.11 |
| (b) Debt securities | 45,374.48 | 42,529.63 | 16,481.87 | 23,071.60 |
| (c) Borrowings (other than debt securities) | 38,658.11 | 45,335.36 | 25,628.83 | 22,139.86 |
| (d) Subordinated liabilities | 3,824.27 | 3,660.09 | 1,141.75 | 1,124.42 |
| (e) Lease liabilities | 34.05 | 36.34 | 29.29 | - |
| (f) Other financial liabilities | 896.96 | 396.15 | 243.85 | 406.66 |
| b. Non-financial liabilities | | | | |
| (a) Current tax liabilities (net) | 266.37 | 99.26 | 95.43 | 20.51 |
| (b) Provisions | 27.57 | 33.28 | 28.17 | 21.74 |
| (c) Deferred tax liabilities (Net) | 0.20 | - | - | - |
| (d) Other non-financial liabilities | 40.59 | 5.70 | 2.54 | 52.36 |
| 2. Equity | | | | |
| (a) Equity share capital | 2,684.17 | 2,684.17 | 1,599.14 | 1,599.14 |
| (b) Other equity | 13,529.99 | 13,489.78 | 7,459.32 | 7,405.95 |
| 3. Non-controlling interest | 474.92 | 486.50 | - | - |
| Total Liabilities and Equity | 1,05,848.83 | 1,08,820.05 | 52,741.59 | 55,941.38 |

L&T Finance Limited
Statement of Financial Information
Consolidated Profit and Loss Statement

| Particulars | ₹ in crore | | | |
|---|--|--|---|---|
| | Year end March 31, 2021 (After Merger) | Year end March 31, 2020 (After Merger) | Year end March 31, 2020 (Before Merger) | Year end March 31, 2019 (Before Merger) |
| Revenue from operations | | | | |
| (i) Interest income | 13,100.31 | 13,254.10 | 8,184.41 | 7,011.72 |
| (ii) Dividend income | 0.04 | 0.12 | - | - |
| (iii) Rental income | 4.52 | 9.04 | 9.04 | 18.84 |
| (iv) Fees and commission income | 142.89 | 381.41 | 210.10 | 152.25 |
| (v) Net gain on fair value changes | 4.88 | 20.09 | 42.56 | - |
| (vi) Net gain on derecognition of financial instruments under amortised cost category | 2.11 | - | - | - |
| I Total revenue from operations | 13,254.75 | 13,664.76 | 8,446.11 | 7,182.81 |
| II Other income | 343.70 | 295.44 | 234.19 | 199.78 |
| III Total Income (I + II) | 13,598.45 | 13,960.20 | 8,680.30 | 7,382.59 |
| Expenses | | | | |
| (i) Finance costs | 7,062.82 | 7,383.64 | 3,767.85 | 3,327.92 |
| (ii) Fees and commission expense | 1.08 | 7.27 | - | - |
| (iii) Net loss on fair value changes | 420.62 | 44.58 | - | 8.62 |
| (iv) Net loss on derecognition of financial instruments under amortised cost category | 237.25 | 273.01 | 231.32 | 324.97 |
| (v) Impairment on financial instruments | 2,973.76 | 1,994.17 | 1,767.69 | 637.06 |
| (vi) Employee benefits expenses | 918.39 | 909.61 | 766.08 | 548.31 |
| (vii) Depreciation, amortisation and impairment | 726.51 | 710.67 | 701.21 | 690.93 |
| (viii) Other expenses | 784.08 | 818.27 | 632.19 | 541.70 |
| IV Total expenses (IV) | 13,124.51 | 12,138.22 | 7,866.34 | 6,079.51 |
| V Profit before tax (III - IV) | 473.94 | 1,821.98 | 813.96 | 1,303.08 |
| VI Tax expense | | | | |
| (1) Current tax | 482.36 | 595.31 | 507.92 | 488.47 |
| (2) Deferred tax | (150.37) | (163.49) | (263.65) | (31.35) |
| (3) Provision for tax related to earlier years | 95.93 | - | - | - |
| VII Profit before impact of change in the rate on opening deferred tax (V-VI) | 46.02 | 1,390.16 | 569.69 | 845.96 |
| VIII Impact of change in the rate on opening deferred tax | - | 472.87 | 203.40 | - |
| IX Profit for the year (VII - VIII) | 46.02 | 917.29 | 366.29 | 845.96 |
| X Add: Share in profits from associate company | - | - | 60.24 | 37.24 |
| XI Profit for the year (IX + X) | 46.02 | 917.29 | 426.53 | 883.20 |
| Profit for the year attributable to: | | | | |
| Owners of the company | 53.55 | 867.45 | - | - |
| Non-controlling interest | (7.63) | 49.84 | - | - |
| XII Other comprehensive income | | | | |
| A. (i) Items that will not be reclassified to profit or loss | | | | |
| a) Remeasurements of the defined benefit plans | 1.34 | (4.91) | (4.54) | (1.55) |
| b) Change in fair value of equity instruments measured at fair value through other comprehensive income | 55.05 | (56.16) | (56.16) | - |
| (ii) Income tax relating to items that will not be reclassified to profit or loss | (0.27) | 1.20 | 1.14 | 0.54 |
| Subtotal (A) | 56.12 | (59.87) | (59.56) | (1.01) |
| B. (i) Items that will be reclassified to profit or loss | | | | |
| a) Change in fair value of debt instruments measured at fair value through other comprehensive income | (12.42) | 0.16 | (1.47) | (0.37) |
| b) The effective portion of gains and loss on hedging instruments in a cash flow hedge | (2.94) | (133.02) | (118.11) | - |
| (ii) Income tax relating to items that will be reclassified to profit or loss | 0.74 | 33.48 | 29.73 | - |
| Subtotal (B) | (14.62) | (99.38) | (89.85) | (0.37) |
| Total other comprehensive income (A+B) | 41.50 | (159.25) | (149.41) | (1.38) |
| Other comprehensive income for the year attributable to: | | | | |
| Owners of the company | 41.50 | (159.25) | - | - |
| Non-controlling interest | - | - | - | - |
| XIII Total comprehensive income for the year (XI+XII) | 87.52 | 758.04 | 277.12 | 881.82 |
| Total comprehensive income for the year attributable to: | | | | |
| Owners of the company | 55.15 | 708.20 | - | - |
| Non-controlling interest | (7.63) | 49.84 | - | - |
| XIV Earnings per equity share: | | | | |
| Basic earnings per equity share (₹) | 0.20 | 3.28 | 2.67 | 5.52 |
| Diluted earnings per equity share (₹) | 0.20 | 3.23 | 2.67 | 5.52 |

L&T Finance Limited
Statement of Financial Information
Consolidated Cash Flow Statement

| Particulars | ₹ in crore | | | |
|---|--|--|---|---|
| | Year end March 31, 2021 (After Merger) | Year end March 31, 2020 (After Merger) | Year end March 31, 2020 (Before Merger) | Year end March 31, 2019 (Before Merger) |
| A. Cash flows from operating activities : | | | | |
| Profit before tax | 473.94 | 1,821.98 | 813.96 | 1,303.08 |
| Adjustments for: | | | | |
| Net loss on sale of property, plant and equipment | 0.53 | 2.66 | 2.66 | 7.62 |
| Net (gain)/loss arising on financial assets (investments) measured at fair value through profit or loss | 251.65 | (63.92) | (104.38) | (47.91) |
| Net loss on derecognition of financial instruments under amortised cost category | 237.25 | 273.01 | 231.32 | 324.97 |
| Impairment on financial instruments | 2,973.76 | 1,994.17 | 1,767.69 | 637.06 |
| Net gain on derecognition of financial instruments under amortised cost category | (2.11) | - | - | - |
| Net (gain)/loss arising on financial assets (Loans) measured at fair value through profit or loss | 139.74 | 93.31 | 61.82 | 63.81 |
| Depreciation, amortisation and impairment | 726.51 | 710.67 | 701.21 | 690.93 |
| Net loss on derivatives at fair value through profit or loss | 5.32 | - | - | - |
| Operating profit before working capital changes | 4,806.59 | 4,831.88 | 3,474.28 | 2,979.56 |
| Changes in working capital | | | | |
| Adjustments for increase/(decrease) in operating liabilities | | | | |
| Other financial liabilities | 250.37 | 130.31 | (6.62) | (43.71) |
| Lease liabilities | (2.29) | 36.34 | 29.29 | - |
| Provisions | (4.37) | 2.02 | 1.94 | 9.91 |
| Trade and other payables | (26.63) | (72.84) | (67.74) | (24.33) |
| Other non-financial liabilities | 34.89 | (16.71) | (10.41) | (21.18) |
| Adjustments for (increase)/decrease in operating assets | | | | |
| Other non-financial assets | (52.30) | (49.00) | (41.00) | (11.46) |
| Right of use assets | (7.63) | (40.34) | (33.75) | - |
| Other financial assets | (7.96) | 74.45 | 83.00 | (109.46) |
| Trade and other receivables | 1.34 | (2.07) | (33.00) | (16.21) |
| Cash generated from operations | 4,992.01 | 4,894.04 | 3,395.99 | 2,763.12 |
| Direct taxes refund/(paid) (net) | (220.29) | (725.60) | (549.98) | (380.16) |
| Loans disbursed (net of repayments) | 519.42 | (2,304.65) | 1,420.98 | (9,943.66) |
| Net cash generated from/(used in) operating activities (A) | 5,291.14 | 1,863.79 | 4,266.99 | (7,560.70) |
| B. Cash flows from investing activities : | | | | |
| Change in other bank balance not available for immediate use | 753.11 | (2,157.41) | (653.99) | 13.33 |
| Purchase of property, plant and equipment | (2.85) | (23.71) | (9.55) | (21.35) |
| Proceeds from sale of property, plant and equipment | 3.20 | 3.56 | 3.56 | 11.30 |
| Purchase of intangible assets | (45.74) | (54.25) | (54.22) | (46.15) |
| Purchase of investments | (3,827.40) | (2,672.37) | (1,433.30) | (2,761.95) |
| Proceeds on sale of investments | 1,158.58 | 4,798.14 | 2,823.91 | 659.01 |
| Net cash (used in)/generated from investing activities (B) | (1,961.10) | (106.04) | 676.41 | (2,145.81) |
| C. Cash flows from financing activities | | | | |
| Proceeds from issue of equity shares (including securities premium) | - | 1,000.00 | - | - |
| Payment for share issue costs | - | (1.00) | - | - |
| Payment to minority interest | (1.00) | (2.14) | - | - |
| Proceeds from borrowings | 18,008.36 | 32,986.94 | 15,977.40 | 17,822.06 |
| Repayment of borrowings | (21,385.40) | (31,380.72) | (19,280.51) | (6,933.70) |
| Dividend paid | - | (474.20) | (375.80) | - |
| Additional tax on dividend | - | (97.47) | (77.24) | - |
| Net cash (used in)/generated from financing activities (C) | (3,378.04) | 2,031.41 | (3,756.15) | 10,888.36 |
| Net increase/(decrease) in cash and cash equivalents (A+B+C) | (48.00) | 3,789.16 | 1,187.25 | 1,181.85 |
| Cash and cash equivalents at beginning of the year | 5,595.83 | 1,806.67 | 1,530.51 | 348.66 |
| Cash and cash equivalents at the end of the year | 5,547.83 | 5,595.83 | 2,717.76 | 1,530.51 |
| Net increase/(decrease) in cash and cash equivalents | (48.00) | 3,789.16 | 1,187.25 | 1,181.85 |

Notes:

1. The above financial information is extracted from audited standalone and consolidated financial statements of L&T Finance Limited (the "Company") for the respective years for submission to Securities and Exchange Board of India ("SEBI") in accordance with Operational Circular of SEBI dated August 10, 2021 vide Ref No. SEBI/HO/DDHS/P/CIR/2021/613.

2. The audited standalone and consolidated financial statements as at and for the years ended March 31, 2019, March 31, 2020 and March 31, 2021 have been prepared in accordance with the Indian Accounting Standards prescribed under section 133 of the Companies Act, 2013 read with the Companies (Indian Accounting Standards) Rules, 2015 as amended (Ind AS).

3. Amalgamation of L&T Infrastructure Finance Company Limited ("LTIFC") and L&T Housing Finance Limited ("LTHF") with L&T Finance Limited (the "Company"):

The Board of Directors of the Company had approved a scheme of amalgamation by way of merger by absorption ("Scheme") on March 20, 2020. Pursuant to receipt of necessary orders from National Company Law Tribunal (NCLT), Mumbai and Kolkata, sanctioning the scheme of amalgamation by way of merger by absorption of LTHF and LTIFC with the Company, under Sections 230 to 232 of the Companies Act, 2013, the Scheme became effective on April 12, 2021. On and from the Appointed Date, i.e., April 1, 2020, the Company has accounted for amalgamation, in the standalone financial statements as at and for the year ended March 31, 2021, as a common control business combination in accordance with Appendix C of the Indian Accounting Standard (Ind AS) 103 - "Business Combinations".

Accordingly, the financial information as at and for the year ended March, 31, 2020 – Before Merger is extracted from the audited standalone and consolidated financial statements as at and for the year ended March 31, 2020 and financial information as at and for the year ended March, 31, 2020 – After Merger is extracted from the audited standalone and consolidated financial statement as at and for the year ended March 31, 2021.



2. Abridged version of Audited Standalone Financial Statements and Consolidated Financial Statements for the last three years and last half year:

| L&T Finance Limited Standalone Balance Sheet as at March 31, 2022 | | | |
|---|----------|-------------------------|-------------------------|
| Particulars | Note No. | As at March 31, 2022 | As at March 31, 2021 |
| ₹ in crore | | | |
| A. ASSETS: | | | |
| 1. Financial assets: | | | |
| (a) Cash and cash equivalents | 2 | 4,233.85 | 4,312.85 |
| (b) Bank balance other than (a) above | 3 | 1,909.36 | 1,449.25 |
| (c) Derivative financial instruments | 4 | 204.01 | 32.60 |
| (d) Receivables | 5 | | |
| (i) Trade receivables | | 5.24 | 23.00 |
| (ii) Other receivables | | 56.43 | 65.63 |
| (e) Loans | 6 | 77,529.06 | 78,593.04 |
| (f) Investments | 7 | 9,363.95 | 8,427.01 |
| (g) Other financial assets | 8 | 82.78 | 58.06 |
| | | 93,324.69 | 92,972.06 |
| 2. Non-financial assets | | | |
| (a) Current tax assets (net) | | 580.18 | 516.95 |
| (b) Deferred tax assets (net) | | 1,401.20 | 1,394.30 |
| (c) Property, plant and equipment | 9 | 19.41 | 22.50 |
| (d) Intangible assets under development | 10 | 21.79 | 23.84 |
| (e) Other Intangible assets | 10 | 115.76 | 110.89 |
| (f) Right of use assets | | 32.36 | 29.79 |
| (g) Other non-financial assets | 11 | 976.44 | 968.63 |
| | | 2,947.14 | 3,236.69 |
| Total Assets | | 96,171.83 | 95,208.75 |
| B. LIABILITIES AND EQUITY: | | | |
| 1. Liabilities | | | |
| a. Financial liabilities | | | |
| (a) Payables | 12 | | |
| (i) Trade payables | | | |
| (i) total outstanding dues of micro enterprises and small enterprises | | 0.19 | - |
| (ii) total outstanding dues of creditors other than micro enterprises and small enterprises | | 423.48 | 361.90 |
| (a) Other payables | | | |
| (i) total outstanding dues of micro enterprises and small enterprises | | - | - |
| (ii) total outstanding dues of creditors other than micro enterprises and small enterprises | | 6.49 | 5.07 |
| (b) Debt securities | 13 | 34,665.61 | 37,230.48 |
| (c) Borrowings (other than debt securities) | 14 | 40,356.40 | 38,658.11 |
| (d) Subordinated liabilities | 15 | 3,297.59 | 3,501.59 |
| (e) Lease liabilities | | 35.53 | 34.05 |
| (f) Other financial liabilities | 16 | 662.54 | 556.61 |
| | | 79,447.83 | 80,350.81 |
| b. Non-financial liabilities | | | |
| (a) Current tax liabilities (net) | | 155.55 | 170.44 |
| (b) Provisions | 17 | 25.86 | 26.57 |
| (c) Other non-financial liabilities | 18 | 51.36 | 39.70 |
| | | 232.77 | 236.71 |
| 2. Equity | | | |
| (a) Equity share capital | 19 | 7,684.17 | 2,684.17 |
| (b) Other equity | 20 | 13,807.06 | 12,937.06 |
| | | 16,491.23 | 15,621.23 |
| Total Liabilities and Equity | | 96,171.83 | 95,208.75 |
| Significant accounting policies | 1 | | |
| See accompanying notes forming part of the standalone financial statements | 2 to 55 | | |

In terms of our report attached.
For M S K A & Associates
Chartered Accountants
Firm Registration No: 105047W

Shrividya Vaidison

Shrividya Vaidison
Partner
Membership No: 207132



Place : Mumbai
Date : April 29, 2022

In terms of our report attached.
For Kalyaniwalla & Mistry LLP
Chartered Accountants
Firm Registration No: 104607W/W100165

maria2

Roshni R. Marfatia
Partner
Membership No: 106548



Place : Mumbai
Date : April 29, 2022

For and on behalf of the Board of Directors of
L&T Finance Limited

manish

Dinanath Dubhashi
Chairperson
DIN : 02845000



Keshav
Keshav Loyalka
Head Accounts
Chief Financial Officer

Place : Mumbai
Date : April 29, 2022

Ratna
Apurva Rathod
Company Secretary

L&T Finance Limited
Standalone Statement of Profit and Loss for the year ended March 31, 2022

₹ In crore

| Particulars | Note No. | Year ended March 31, 2022 | Year ended March 31, 2021 |
|---|----------|------------------------------|------------------------------|
| Revenue from operations | | | |
| (i) Interest income | 21 | 10,969.31 | 12,206.78 |
| (ii) Dividend income | 22 | 0.14 | - |
| (iii) Rental income | 23 | 1.73 | 4.52 |
| (iv) Fees and commission income | 24 | 86.40 | 138.01 |
| I Total revenue from operations | | 11,057.58 | 12,349.31 |
| II Other income | 25 | 387.58 | 343.76 |
| III Total income (I + II) | | 11,445.16 | 12,693.07 |
| Expenses | | | |
| (i) Finance costs | 26 | 5,065.27 | 6,357.30 |
| (ii) Net loss on fair value changes | 27 | 1,075.90 | 393.20 |
| (iii) Net loss on derecognition of financial instruments under amortised cost category | 28 | 285.01 | 237.25 |
| (iv) Impairment on financial instruments | 29 | 1,676.79 | 2,975.14 |
| (v) Employee benefits expenses | 30 | 1,061.46 | 906.63 |
| (vi) Depreciation, amortisation and impairment | 31 | 95.73 | 726.48 |
| (vii) Other expenses | 32 | 1,093.13 | 764.83 |
| IV Total expenses | | 10,353.29 | 12,360.83 |
| V Profit before tax (III - IV) | | 1,091.87 | 332.24 |
| VI Tax expense | | | |
| (1) Current tax | 50 | 118.35 | 481.77 |
| (2) Deferred tax | 50 | 165.54 | (150.89) |
| VII Profit for the year (V - VI) | | 807.98 | 1.36 |
| VIII Other comprehensive income | | | |
| A. (i) Items that will not be reclassified to profit or loss | | | |
| a) Remeasurement of the defined benefit plans | | 1.99 | 1.06 |
| b) Change in fair value of equity instruments measured at fair value through other comprehensive income | | - | 55.05 |
| (ii) Income tax relating to items that will not be reclassified to profit or loss | | (0.50) | (0.27) |
| Subtotal (A) | | 1.49 | 55.84 |
| B. (i) Items that will be reclassified to profit or loss | | | |
| a) Change in fair value of debt instruments measured at fair value through other comprehensive income | | 21.22 | (10.47) |
| b) The effective portion of gains and losses on hedging instruments in a cash flow hedge | | 52.53 | (2.94) |
| (ii) Income tax relating to items that will be reclassified to profit or loss | | (13.22) | 0.74 |
| Subtotal (B) | | 60.53 | (12.67) |
| Total other comprehensive income (A+B) | | 62.02 | 43.17 |
| IX Total comprehensive income for the year (VII+VIII) | | 870.00 | 44.53 |
| X Earnings per equity share: | 38 | | |
| Basic earnings per equity share (₹) | | 3.01 | 0.01 |
| Diluted earnings per equity share (₹) | | 3.01 | 0.01 |
| Significant accounting policies | 1 | | |
| See accompanying notes forming part of the standalone financial statements | 2 to 55 | | |

In terms of our report attached,
For M S K A & Associates
Chartered Accountants
Firm Registration No: 105047W

Srividiya Vaidison

Srividiya Vaidison
Partner
Membership No: 207132



Place : Mumbai
Date : April 29, 2022

In terms of our report attached,
For Kalyaniwalla & Mistry LLP
Chartered Accountants
Firm Registration No: 104607W/W100166

Roshni R Marfatia

Roshni R Marfatia
Partner
Membership No: 106548



Place : Mumbai
Date : April 29, 2022

For and on behalf of the Board of Directors of
L&T Finance Limited

Dinanath Dubhachi
Dinanath Dubhachi
Chairperson
DIN : 03545900

Keshav Coyalka
Keshav Coyalka
Head Accounts
Chief Financial Officer

Place : Mumbai
Date : April 29, 2022



Apurva Rathod
Apurva Rathod
Company Secretary

L&T Finance Limited
Statement of Standalone Cash Flows for For the year ended March 31, 2022

| Particulars | ₹ in crore | |
|--|--------------------------------------|--------------------------------------|
| | For the year ended March 31, 2022 | For the year ended March 31, 2021 |
| A. Cash flows from operating activities: | | |
| Profit before tax | 1,091.87 | 332.24 |
| Adjustments for: | | |
| Net loss on sale of property, plant and equipment (refer note : 32) | 0.03 | 0.53 |
| Net loss on fair value changes (refer note : 27) | 1,075.90 | 393.20 |
| Net loss on derecognition of financial instruments under amortised cost category (refer note : 28) | 285.01 | 237.25 |
| Impairment on financial instruments (refer note : 29) | 1,678.79 | 2,975.14 |
| Depreciation, amortisation and impairment (refer note : 31) | 95.73 | 726.48 |
| Operating profit before working capital changes | 4,225.33 | 4,664.84 |
| Changes in working capital | | |
| Adjustments for increase/(decrease) in operating liabilities | | |
| Other financial liabilities | (803.39) | (118.18) |
| Lease liabilities | (19.80) | (9.92) |
| Provisions | 1.28 | (4.26) |
| Trade and other payables | 60.19 | 318.33 |
| Other non-financial liabilities | 11.66 | 34.93 |
| Adjustments for (increase)/decrease in operating assets | | |
| Other non-financial assets | 256.05 | (51.99) |
| Other financial assets | 13.44 | 6.00 |
| Trade and other receivables | 26.96 | 0.86 |
| Cash generated from operations | 3,771.72 | 4,840.61 |
| Direct taxes paid (net) | (132.88) | (252.43) |
| Loans disbursed (net of repayments) | (1,650.29) | 172.83 |
| Net cash generated from operating activities (A) | 1,928.55 | 4,761.01 |
| B. Cash flows from investing activities: | | |
| Change in other bank balance not available for immediate use | (460.08) | 727.26 |
| Purchase of property, plant and equipment ² | (7.93) | (2.85) |
| Proceeds from sale of property, plant and equipment | 0.81 | 3.20 |
| Purchase of intangible assets ² | (67.86) | (45.73) |
| Purchase of investments ³ | (3,609.10) | (3,753.25) |
| Proceeds on sale of investments | 2,417.61 | 610.17 |
| Net cash used in from investing activities (B) ⁴ | (1,726.55) | (2,471.20) |
| C. Cash flows from financing activities: | | |
| Proceeds from borrowings ⁵ | 18,667.63 | 17,607.02 |
| Repayment of borrowings ⁵ | (18,948.63) | (20,842.30) |
| Net cash used in from financing activities (C) | (281.00) | (3,235.28) |
| Net decrease in cash and cash equivalents (A+B+C) | (79.00) | (945.47) |



L&T Finance Limited
Statement of Standalone Cash Flows for For the year ended March 31, 2022

| Particulars | ₹ in crore | |
|--|--------------------------------------|--------------------------------------|
| | For the year ended March 31, 2022 | For the year ended March 31, 2021 |
| Cash and cash equivalents at beginning of the year | 4,312.83 | 5,258.30 |
| Cash and cash equivalents at the end of the year | 4,233.83 | 4,312.83 |
| Net decrease in cash and cash equivalents | (79.00) | (945.47) |

Notes:

1. Statement of standalone cash flows has been prepared under the indirect method as set out in the Ind AS 7 "Statement of Cash Flows" as specified in the Companies (Indian Accounting Standards) Rules, 2015, as amended.
2. Purchase of Property, Plant and Equipment (PPE), represents additions to PPE and intangible assets adjusted for movement of (a) capital-work-in-progress for PPE and (b) intangible assets under development during the year.
3. Purchase of investments is after adjustments of proceeds from sale / redemption of mutual fund.
4. Net cash used in investing activity excludes investments aggregating to ₹ 10.97 crore (Previous period ₹ 100.64 crore) acquired against claims.
5. Includes proceeds and repayment of debt securities, borrowings (other than debt securities) and subordinate liabilities.
6. Net cash generated from operating activity is determined after adjusting the following:

| Particulars | ₹ in crore | |
|-------------------|--------------------------------------|--------------------------------------|
| | For the year ended March 31, 2022 | For the year ended March 31, 2021 |
| Interest received | 11,284.89 | 10,530.35 |
| Dividend received | 0.14 | - |
| Interest paid | 5,781.49 | 6,492.81 |

Significant accounting policies

See accompanying notes forming part of the standalone financial statements

In terms of our report attached,
For M S K A & Associates
Chartered Accountants
Firm Registration No: 105047W

Srividya Vaidison

Srividya Vaidison
Partner
Membership No: 207132



Place : Mumbai
Date : April 29, 2022

In terms of our report attached,
For Kalyaniwalla & Mistry LLP
Chartered Accountants
Firm Registration No: 104607W/W100156

Roshni R. Marfatia

Roshni R. Marfatia
Partner
Membership No: 106548



Place : Mumbai
Date : April 29, 2022

For and on behalf of the Board of Directors of
L&T Finance Limited

Dinanath Dubhashi
Dinanath Dubhashi
Chairperson
DIN : 03545900



Keshav Loyalka
Keshav Loyalka
Head Accounts
Chief Financial Officer

Place : Mumbai
Date : April 29, 2022

Apurva Rathod
Apurva Rathod
Company Secretary

L&T Finance Limited
Statement of Changes in Equity for the year ended March 31, 2022

| Particulars | Reserves and Surplus | | | | | Fair value changes of | | Fair value changes of | | Cash flow hedging reserve | Total | |
|---|----------------------------|-----------------------------|--------------------|-----------------|-----------------|---|---|---------------------------------|-------------------|---------------------------|-------|--|
| | Capital redemption reserve | Debiture redemption reserve | Securities premium | Capital reserve | General reserve | Reserve of 45% of Reserve Bank of India Act, 1935 | Reserve of 25% of National Income tax Act, 1961 | Amalgamation adjustment account | Retained earnings | | | debt instruments measured at fair value through other comprehensive income |
| Balance as at April 1, 2021 | 3.20 | 213.11 | 10,800.80 | 585.64 | 310.43 | 1,314.25 | 27.42 | 911.35 | (473.25) | (10.94) | - | 32,932.06 |
| Profit for the year | - | - | - | - | - | - | - | - | 307.98 | - | - | 307.98 |
| Actuarial gain on defined benefit plan (grossly) net of tax | - | - | - | - | - | - | - | - | 1.49 | - | - | 1.49 |
| Other Comprehensive Income for the year (net of tax) | - | - | - | - | - | - | - | - | - | 21.22 | - | 62.53 |
| Total comprehensive income for the year | - | - | - | - | - | - | - | - | 895.47 | 21.22 | - | 870.00 |
| Minor related expenses | - | - | - | - | - | - | - | - | - | - | - | - |
| Transfer to reserve of 45% of Reserve Bank of India Act, 1935 | - | - | - | - | - | 161.00 | - | - | (151.50) | - | - | - |
| Transfer to general reserve | - | (257.36) | - | - | 267.36 | - | - | - | - | - | - | - |
| Transfer to amalgamation adjustment account | - | - | - | - | - | - | - | - | - | - | - | - |
| Transfer to reserve of 50% of Income tax Act | - | - | - | - | - | - | - | 40.00 | (40.00) | - | - | - |
| Balance as at March 31, 2022 | 3.20 | 5.15 | 10,800.80 | 585.64 | 338.39 | 2,475.85 | 27.42 | 951.35 | (463.20) | 10.26 | - | 33,007.00 |

Note:

- There is no share application money pending allotment & no amount received against share warrant.
- There is no increase in carrying value of asset on account of revaluation as per INOAS 16 and INOAS 38, hence revaluation reserve is not required.
- There is no compound financial instrument having equity component.
- There is no foreign operation of the company, hence no exchange difference on translating the financial statement of foreign operation is required as per INOAS 21.

Significant accounting policies
See accompanying notes forming part of the standalone financial statements

1
2 to 35

In terms of our report attached.
For M S K & Associates
Chartered Accountants
Firm Registration No: 148027M/N/108014

Shraddha Vaidya
Shraddha Vaidya
Partner
Membership No: 207132



Place: Mumbai
Date: April 29, 2022

In terms of our report attached.
For Kalyanmulla & Mistry LLP
Chartered Accountants
Firm Registration No: 148027M/N/108014

Kashish K. Mistry
Kashish K. Mistry
Partner
Membership No: 105448



Place: Mumbai
Date: April 29, 2022

For and on behalf of the Board of Directors of
L&T Finance Limited



Dinesh Dushaani
Dinesh Dushaani
Chairperson
DIN: 13545900

Agurao Rathod
Agurao Rathod
Company Secretary

Kashish K. Mistry
Kashish K. Mistry
Head Accounts
Chief Finance Officer

Place: Mumbai
Date: April 29, 2022

L&T Finance Limited
Notes forming part of the standalone financial statements

Brief Profile:

L&T Finance Limited (the "Company" or "LTF") has been incorporated under the companies Act 1956, on November 24, 1993. LTF is a subsidiary of L&T Finance Holdings Limited and is registered with the Reserve Bank of India ("RBI") as a Non-Deposit taking Systemically Important (NBFC-ND-SI) Companies. As an NBFC-ND-SI, the Company is primarily in business of lending and carries out only such activities as are permitted under the guidelines issued by RBI for NBFC-ND-SI.

1. Significant Accounting Policies:**1.1. Statement of compliance:**

The financial statements have been prepared in accordance with the provisions of the Companies Act, 2013 and the Indian Accounting Standards (Ind AS) notified under the Companies (Indian Accounting Standards) Rules, 2015 (as amended from time to time) issued by Ministry of Corporate Affairs in exercise of the powers conferred by section 133 of the Companies Act, 2013. In addition, applicable regulations of Reserve Bank of India (RBI) and the guidance notes/announcements issued by the Institute of Chartered Accountants of India (ICAI) are also applied along with compliance with other statutory promulgations.

1.2. Basis of preparation:

The financial statements have been prepared on the historical cost basis except for certain financial instruments that are measured at fair values at the end of each reporting period.

Fair value measurements under Ind AS are categorised into Level 1, 2, or 3 based on the degree to which the inputs to the fair value measurements are observable and the significance of the inputs to the fair value measurement in its entirety, which are described as follows:

- Level 1 inputs are quoted prices (unadjusted) in active markets for identical assets or liabilities that the Company can access at reporting date
- Level 2 inputs are inputs, other than quoted prices included within level 1, that are observable for the asset or liability, either directly or indirectly; and
- Level 3 inputs are unobservable inputs for the valuation of assets or liabilities

1.3. Presentation of financial statements:

The Balance Sheet, Statement of Changes in Equity for the year and the Statement of Profit and Loss are prepared and presented in the format prescribed in the Division III to Schedule III to the Companies Act, 2013 ("the Act") applicable for Non-Banking Finance Companies ("NBFC"). The Statement of Cash Flows has been prepared and presented as per the requirements of Ind AS 7 "Statement of Cash Flows". The disclosure requirements with respect to items in the Balance Sheet and Statement of Profit and Loss, as prescribed in the Division III to Schedule III to the Act, are presented by way of notes forming part of the financial statements along with the other notes required to be disclosed under the notified accounting Standards and the SEBI (Listing Obligations and Disclosure Requirements) Regulations, 2015.



Amounts in the financial statements are presented in Indian Rupees in Crore rounded off to two decimal places as permitted by Division III to Schedule III to the Act. Per share data are presented in Indian Rupee to two decimal places.

1.4. Non-current assets held for sale:

Non-current assets and disposable group are classified as held for sale if their carrying amount is intended to be recovered principally through a sale (rather than through continuing use) when the asset (or disposal company) is available for immediate sale in its present condition subject only to terms that are usual and



L&T Finance Limited
Notes forming part of the standalone financial statements

customary for sale of such asset (or disposal Company) and the sale is highly probable and is expected to qualify for recognition as a completed sale within one year from the date of classification except in some circumstances this period can be extended if it is beyond the control of management and there are sufficient evidence that the entity remains committed to its plan to sell the asset.

Non-current assets and disposal group classified as held for sale are measured at lower of their carrying amount and fair value less costs to sell.

1.5. Business Combination:

A Common control business combination, involving entities or business in which all of the combining entities or businesses are ultimately controlled by the same party or parties both before and after the business combination and where control is not transitory, is accounted for in accordance with Appendix C to Ind AS 103 "Business Combination".

Business combinations involving entities or business under common control are accounted for using the pooling of interest method as follows:

- The assets and liabilities of the combining entities are reflected at their carrying amounts.
- No adjustments are made to reflect fair values, or recognize new assets or liabilities. Adjustments are made only to harmonize significant accounting policies.
- The financial information in the financial statements in respect of prior period are restated as if the business combination had occurred from the beginning of the preceding period in the financial statements, irrespective of the actual date of the combination.
- The identity of the reserves are preserved and appear in the financial statements of the transferee in same form in which they appeared in the financial statements of the transferor.

The difference, if any, between the amounts recorded as share capital issued plus any additional consideration in the form of cash or other assets and the amount of share capital of the transferor is transferred to capital reserve and is presented separately from other capital reserve with disclosure of its nature and purpose in the notes.

1.6. Financial Instruments:

Financial assets and financial liabilities are recognised in the Company's balance sheet when the Company becomes a party to the contractual provisions of the instrument.


Recognised financial assets and financial liabilities are initially measured at fair value. Transaction costs that are directly attributable to the acquisition or issue of financial assets and financial liabilities (other than financial assets and financial liabilities at FVTPL) are added to or deducted from the fair value of the financial assets or financial liabilities, as appropriate, on initial recognition.

A financial asset and a financial liability is offset and presented on net basis in the balance sheet when there is a current legally enforceable right to set-off the recognised amounts and it is intended to either settle on net basis or to realise the asset and settle the liability simultaneously.

(i) Financial assets

The Company assesses the classification and measurement of a financial asset based on the contractual cash flow characteristics of the asset and the Company's business model for managing the asset.

For an asset to be classified and measured at amortised cost, its contractual terms should give rise to cash flows that are solely payments of principal and interest on the principal outstanding (SPPI).



L&T Finance Limited

Notes forming part of the standalone financial statements

The Company has more than one business model for managing its financial instruments which reflect how the Company manages its financial assets in order to generate cash flows. The Company's business models determine whether cash flows will result from collecting contractual cash flows, selling financial assets or both.

The Company considers all relevant information available when making the business model assessment. However, this assessment is performed on the basis of scenarios that the Company expects to occur and not to occur, such as so-called 'worst case' or 'stress case' scenarios. The Company takes into account all relevant evidence available such as:

- how the performance of the business model and the financial assets held within that business model are evaluated and reported to the entity's key management personnel;
- the risks that affect the performance of the business model (and the financial assets held within that business model) and, in particular, the way in which those risks are managed.

The Company reassess its business models each reporting period to determine whether the business models have changed since the preceding period.

If the business model under which the Company holds financial assets changes, the financial assets affected are reclassified. The classification and measurement requirements related to the new category apply prospectively from the first day of the first reporting period following the change in business model that results in reclassifying the Company's financial assets.

The Company considers sale of financial assets measured at amortised cost portfolio as consistent with a business model whose objective is to hold financial assets in order to collect contractual cash flows if these sales are

- due to an increase in the assets' credit risk or
- due to other reasons such as sales made to manage credit concentration risk (without an increase in the assets' credit risk) and are infrequent (even if significant in value) or insignificant in value both individually and in aggregate (even if frequent).

In addition, the Company also considers sale of such financial assets as consistent with the objective of holding financial assets in order to collect contractual cash flows if the sale is made close to the maturity of the financial assets and the proceeds from sale approximate the collection of the remaining contractual cash flows.

(a) Financial assets at amortised cost

Financial assets are subsequently measured at amortised cost using the effective interest rate (EIR) if these financial assets are held within a business model whose objective is to hold these assets in order to collect contractual cash flows and the contractual terms of the financial asset give rise on specified dates to cash flows that are solely payments of principal and interest on the principal amount outstanding

(b) Financial assets at fair value through other comprehensive income (FVTOCI)

Financial assets are measured at fair value through other comprehensive income if these financial assets are held within a business model whose objective is achieved by both collecting contractual cash flows that give rise on specified dates to sole payments of principal and interest on the principal amount outstanding and by selling financial assets.



L&T Finance Limited
Notes forming part of the standalone financial statements

(c) Financial assets at fair value through profit or loss (FVTPL)

Financial assets are measured at fair value through profit or loss unless it is measured at amortised cost or at fair value through other comprehensive income on initial recognition. The transaction costs directly attributable to the acquisition of financial assets and liabilities at fair value through profit or loss are immediately recognised in profit or loss.

Investments in equity instruments are classified as FVTPL, unless the related instruments are not held for trading and the Company irrevocably elects on initial recognition of financial asset on an asset-by-asset basis to present subsequent changes in fair value in other comprehensive income.

(d) Debt instruments at amortised cost or at FVTOCI

For an asset to be classified and measured at FVTOCI, the asset is held within a business model whose objective is achieved both by collecting contractual cash flows and selling financial assets; and the contractual terms of instrument give rise on specified dates to cash flows that are solely payments of principal and interest on the principal amount outstanding.

Debt instruments that are subsequently measured at amortised cost or at FVTOCI are subject to impairment.

(e) De-recognition

A financial asset (or, where applicable, a part of a financial asset or part of a Company of similar financial assets) is primarily de-recognised when:

- The rights to receive cash flows from the asset have expired, or
- The Company has transferred its rights to receive cash flows from the asset or has assumed an obligation to pay the received cash flows in full without material delay to a third party under a 'pass-through' arrangement; and
- either (a) the Company has transferred substantially all the risks and rewards of the asset, or (b) the Company has neither transferred nor retained substantially all the risks and rewards of the asset, but has transferred control of the asset.

The transferred asset and the associated liability are measured on a basis that reflects the rights and obligations that the Company has retained.

(ii) Financial liabilities

- (a) Financial liabilities, including derivatives, which are designated for measurement at FVTPL** are subsequently measured at fair value. Financial guarantee contracts are subsequently measured at the amount of impairment loss allowance or the amount recognised at inception net of cumulative amortisation, whichever is higher.

All other financial liabilities including loans and borrowings are measured at amortised cost using Effective Interest Rate (EIR) method.

- (b) A financial liability is derecognised** when the related obligation expires or is discharged or cancelled.

1.7. Write off:

Loans and debt securities are written off when the Company has no reasonable expectations of recovering the financial asset (either in its entirety or a portion of it). This is the case when the Company determines that the borrower does not have assets or sources of income that could generate sufficient cash flows to repay the amounts subject to the write-off. A write-off constitutes a derecognition event. The Company may apply enforcement activities to financial assets written off. Recoveries resulting from the Company's



L&T Finance Limited
Notes forming part of the standalone financial statements

enforcement activities is recorded in statement of profit and loss.

1.8. Impairment:

The Company recognises loss allowances for Expected Credit Losses (ECLs) on the following financial instruments that are not measured at FVTPL:

- Loans and advances to customers;
- Debt investment securities;
- Trade and other receivable;
- Lease receivables;
- Irrevocable loan commitments issued; and
- Financial guarantee contracts issued.

Credit-impaired financial assets

A financial asset is 'credit-impaired' when one or more events that have a detrimental impact on the estimated future cash flows of the financial asset have occurred. Credit-impaired financial assets are referred to as Stage 3 assets. Evidence of credit-impairment includes observable data about the following events:

- significant financial difficulty of the borrower or issuer;
- a breach of contract such as a default or past due event;
- the lender of the borrower, for economic or contractual reasons relating to the borrower's financial difficulty, having granted to the borrower a concession that the lender would not otherwise consider;
- the disappearance of an active market for a security because of financial difficulties; or
- the purchase of a financial asset at a deep discount that reflects the incurred credit losses.

It may not be possible to identify a single discrete event—instead, the combined effect of several events may have caused financial assets to become credit-impaired. The Company assesses whether debt instruments that are financial assets measured at amortised cost or FVTOCI are credit-impaired at each reporting date. To assess if corporate debt instruments are credit impaired, the Company considers factors such as bond yields, credit ratings and the ability of the borrower to raise funding.

A loan is considered credit-impaired when a concession is granted to the borrower due to a deterioration in the borrower's financial condition, unless there is evidence that as a result of granting the concession the risk of not receiving the contractual cash flows has reduced significantly and there are no other indicators of impairment. For financial assets where concessions are contemplated but not granted the asset is deemed credit impaired when there is observable evidence of credit-impairment including meeting the definition of default. The definition of default (see below) includes unlikelihood to pay indicators and a back-stop if amounts are overdue for more than 90 days. The 90-day criterion is applicable unless there is reasonable and supportable information to demonstrate that a more lagging default criterion is more appropriate.

Definition of default

Critical to the determination of ECL is the definition of default. The definition of default is used in measuring the amount of ECL and in the determination of whether the loss allowance is based on 12-month or lifetime ECL, as default is a component of the probability of default (PD) which affects both the measurement of ECLs and the identification of a significant increase in credit risk.

The Company considers the following as constituting an event of default:

- the borrower is past due more than 90 days on any material credit obligation to the Company; or
- the borrower is unlikely to pay its credit obligations to the Company in full.



L&T Finance Limited

Notes forming part of the standalone financial statements

The forbearance granted to borrowers in accordance with COVID 19 Regulatory Package notified by the Reserve Bank of India (RBI) is excluded in determining the period of default (Days Past Due) in the assessment of default

When assessing if the borrower is unlikely to pay its credit obligation, the Company takes into account both qualitative and quantitative indicators. The information assessed depends on the type of the asset, for example in corporate lending a qualitative indicator used is the admittance of bankruptcy petition by National Company Law Tribunal, which is not relevant for retail lending. Quantitative indicators, such as overdue status and non-payment on another obligation of the same counterparty are key inputs in this analysis.

The Company uses a variety of sources of information to assess default which are either developed internally or obtained from external sources. The definition of default is applied consistently to all financial instruments unless information becomes available that demonstrates that another default definition is more appropriate for a particular financial asset.

With the exception of POCI financial assets (which are considered separately below), ECLs are required to be measured through a loss allowance at an amount equal to:

- 12-month ECL, i.e. lifetime ECL that result from those default events on the financial instrument that are possible within 12 months after the reporting date, (referred to as Stage 1); or
- full lifetime ECL, i.e. lifetime ECL that result from all possible default events over the life of the financial instrument, (referred to as Stage 2 and Stage 3).

A loss allowance for full lifetime ECL is required for a financial instrument if the credit risk on that financial instrument has increased significantly since initial recognition (and consequently to credit impaired financial assets). For all other financial instruments, ECLs are measured at an amount equal to the 12-month ECL.

ECLs are a probability-weighted estimate of the present value of credit losses. These are measured as the present value of the difference between the cash flows due to the Company under the contract and the cash flows that the Company expects to receive arising from the weighting of multiple future economic scenarios, discounted at the asset's EIR.

- for financial guarantee contracts, the ECL is the difference between the expected payments to reimburse the holder of the guaranteed debt instrument less any amounts that the Company expects to receive from the holder, the debtor or any other party.

The Company measures ECL on an individual basis, or on a collective basis for portfolios of loans that share similar economic risk characteristics.

Significant increase in credit risk

The Company monitors all financial assets and financial guarantee contracts that are subject to the impairment requirements to assess whether there has been a significant increase in credit risk since initial recognition. If there has been a significant increase in credit risk the Company will measure the loss allowance based on lifetime rather than 12-month ECL.

In assessing whether the credit risk on a financial instrument has increased significantly since initial recognition, the Company compares the risk of a default occurring on the financial instrument at the reporting date based on the remaining maturity of the instrument with the risk of a default occurring that was anticipated for the remaining maturity at the current reporting date when the financial instrument was first recognised. In making this assessment, the Company considers both quantitative and qualitative information that is reasonable and supportable, including historical experience and forward-looking information that is available without undue cost or effort, based on the Company's historical experience and expert credit assessment.

Given that a significant increase in credit risk since initial recognition is a relative measure, a given change



L&T Finance Limited
Notes forming part of the standalone financial statements

in absolute terms, in the Probability of Default will be more significant for a financial instrument with a lower initial PD than compared to a financial instrument with a higher PD.

Hitherto, in respect of the Company's corporate loan assets, the threshold for shifting to Stage 2 was being rebutted using historical evidence from the Company's own portfolio to 60 days past due.

For the purpose of counting of day past due for the assessment of significant increase in credit risk, the special dispensations to any class of assets in accordance with COVID19 Regulatory Package notified by the Reserve Bank of India (RBI) has been applied by the company.

Purchased or originated credit-impaired (POCI) financial assets

POCI financial assets are treated differently because the asset is credit-impaired at initial recognition. For these assets, the Company recognises all changes in lifetime ECL since initial recognition as a loss allowance with any changes recognised in profit or loss. A favourable change for such assets creates an impairment gain.

1.9. Modification and derecognition of financial assets:

A modification of a financial asset occurs when the contractual terms governing the cash flows of a financial asset are renegotiated or otherwise modified between initial recognition and maturity of the financial asset. A modification affects the amount and/or timing of the contractual cash flows either immediately or at a future date. In addition, the introduction or adjustment of existing covenants of an existing loan may constitute a modification even if these new or adjusted covenants do not yet affect the cash flows immediately but may affect the cash flows depending on whether the covenant is or is not met (e.g. a change to the increase in the interest rate that arises when covenants are breached).

The Company renegotiates loans to customers in financial difficulty to maximise collection and minimise the risk of default. A loan forbearance is granted in cases where although the borrower made all reasonable efforts to pay under the original contractual terms, there is a high risk of default or default has already happened and the borrower is expected to be able to meet the revised terms. The revised terms in most of the cases include an extension of the maturity of the loan, changes to the timing of the cash flows of the loan (principal and interest repayment), reduction in the amount of cash flows due (principal and interest forgiveness) and amendments to covenants.

When a financial asset is modified the Company assesses whether this modification results in derecognition. In accordance with the Company's policy a modification results in derecognition when it gives rise to substantially different terms. To determine if the modified terms are substantially different from the original contractual terms the Company considers the following:

- Qualitative factors, such as contractual cash flows after modification are no longer SPPI,
- Change in currency or change of counterparty,
- The extent of change in interest rates, maturity, covenants.

If these do not clearly indicate a substantial modification, then;

- (a) In the case where the financial asset is derecognised the loss allowance for ECL is remeasured at the date of derecognition to determine the net carrying amount of the asset at that date. The difference between this revised carrying amount and the fair value of the new financial asset with the new terms will lead to a gain or loss on derecognition. The new financial asset will have a loss allowance measured based on 12-month ECL except in the rare occasions where the new loan is considered to be originated-credit impaired. This applies only in the case where the fair value of the new loan is recognised at a significant discount to its revised par amount because there remains a high risk of default which has not been reduced by the modification. The Company monitors credit risk of modified financial assets by evaluating qualitative and quantitative information, such as if the borrower is in past due status under the new terms.



L&T Finance Limited
Notes forming part of the standalone financial statements

(b) When the contractual terms of a financial asset are modified and the modification does not result in derecognition, the Company determines if the financial asset's credit risk has increased significantly since initial recognition by comparing:

- the remaining lifetime PD estimated based on data at initial recognition and the original contractual terms; with
- the remaining lifetime PD at the reporting date based on the modified terms.

For financial assets modified, where modification did not result in derecognition, the estimate of PD reflects the Company's ability to collect the modified cash flows taking into account the Company's previous experience of similar forbearance action, as well as various behavioural indicators, including the borrower's payment performance against the modified contractual terms. If the credit risk remains significantly higher than what was expected at initial recognition the loss allowance will continue to be measured at an amount equal to lifetime ECL. The loss allowance on forbore loans will generally only be measured based on 12-month ECL when there is evidence of the borrower's improved repayment behaviour following modification leading to a reversal of the previous significant increase in credit risk.

Where a modification does not lead to derecognition the Company calculates the modification gain/loss comparing the gross carrying amount before and after the modification (excluding the ECL allowance). Then the Company measures ECL for the modified asset, where the expected cash flows arising from the modified financial asset are included in calculating the expected cash shortfalls from the original asset.

The Company derecognises a financial asset only when the contractual rights to the asset's cash flows expire (including expiry arising from a modification with substantially different terms), or when the financial asset and substantially all the risks and rewards of ownership of the asset are transferred to another entity. If the Company neither transfers nor retains substantially all the risks and rewards of ownership and continues to control the transferred asset, the Company recognises its retained interest in the asset and an associated liability for amounts it may have to pay. If the Company retains substantially all the risks and rewards of ownership of a transferred financial asset, the Company continues to recognise the financial asset and also recognises a collateralised borrowing for the proceeds received.

On derecognition of a financial asset in its entirety, the difference between the asset's carrying amount and the sum of the consideration received and receivable and the cumulative gain/loss that had been recognised in OCI and accumulated in equity is recognised in profit or loss, with the exception of equity investment designated as measured at FVTOCI, where the cumulative gain/loss previously recognised in OCI is not subsequently reclassified to profit or loss.

On derecognition of a financial asset other than in its entirety (e.g. when the Company retains an option to repurchase part of a transferred asset), the Company allocates the previous carrying amount of the financial asset between the part it continues to recognise under continuing involvement, and the part it no longer recognises on the basis of the relative fair values of those parts on the date of the transfer. The difference between the carrying amount allocated to the part that is no longer recognised and the sum of the consideration received for the part no longer recognised and any cumulative gain/loss allocated to it that had been recognised in OCI is recognised in profit or loss. A cumulative gain/loss that had been recognised in OCI is allocated between the part that continues to be recognised and the part that is no longer recognised on the basis of the relative fair values of those parts. This does not apply for equity investments designated as measured at FVTOCI, as the cumulative gain/loss previously recognised in OCI is not subsequently reclassified to profit or loss.



1.10. Presentation of allowance for ECL in the Balance Sheet:

Loss allowances for ECL are presented in the statement of financial position as follows:

- for financial assets measured at amortised cost: as a deduction from the gross carrying amount of the assets;
- for debt instruments measured at FVTOCI: loss allowance is recognised separately in Balance Sheet and the carrying amount is at fair value.



L&T Finance Limited
Notes forming part of the standalone financial statements

1.11. Asset acquired under settlement of claims:

Asset acquired under settlement of claims are initially recognised on acquisition of the assets based on the fair value of the property, including cost of acquisition. Asset acquired under settlement of claims are subsequently measured at the prevailing market price/fair valuation or acquisition cost, whichever is lower, on periodic basis.

Any profit or loss arising on the sale of complete unit is recognised in Statement of Profit and Loss.

1.12. Derivative financial instruments:

The company enters into swap contracts and other derivative financial instruments to hedge its exposure to foreign exchange and interest rates. The Company does not hold derivative financial instruments for speculative purpose. Hedges of foreign exchange risk on firm commitments are accounted as cash flow hedges.

Cash flow hedges: In case of transaction related hedges, the effective portion of changes in the fair value of derivatives that are designated and qualify as cash flow hedges is recognised in other comprehensive income and accumulated in equity as 'Cash flow hedging reserve'. The gain or loss relating to the ineffective portion is recognised immediately in profit or loss. Amounts previously recognised in other comprehensive income and accumulated in equity relating to the effective portion are reclassified to profit or loss in the periods when the hedged item affects profit or loss, in the same head as the hedged item. The effective portion of the hedge is determined at the lower of the cumulative gain or loss on the hedging instrument from inception of the hedge and the cumulative change in the fair value of the hedged item from the inception of the hedge and the remaining gain or loss on the hedging instrument is treated as ineffective portion.

Hedge accounting is discontinued when the hedging instrument expires or is sold, terminated, or exercised, or when it no longer qualifies for hedge accounting. Any gain or loss recognised in other comprehensive income and accumulated in equity at that time remains in equity and is recognised in profit or loss when the forecast transaction is ultimately recognised in profit or loss. When a forecast transaction is no longer expected to occur, the gain or loss accumulated in equity is recognised immediately in profit or loss.

A derivative with a positive fair value is recognised as a financial asset whereas a derivative with a negative fair value is recognised as a financial liability.

1.13. Revenue recognition:

Revenue is recognised to the extent that it is probable that the economic benefits will flow to the Company and the revenue can be reliably measured and there exists reasonable certainty of its recovery. Revenue is measured at the fair value of the consideration received or receivable as reduced for estimated customer credits and other similar allowances.

(i) Interest and dividend income

Interest income is recognised in the statement of Profit and Loss using effective interest rate (EIR) on all financial assets subsequently measured under amortised cost or fair value through other comprehensive income (FVOCI) except for those classified as held for trading.

The calculation of the EIR includes all fees paid or received between parties to the contract that are incremental and directly attributable to the specific lending arrangement, transaction costs, and all other premiums or discounts. For financial assets at FVTPL transaction costs are recognised in profit or loss at initial recognition.

The interest income is calculated by applying the EIR to the gross carrying amount of non-credit impaired financial assets (i.e. at the amortised cost of the financial asset before adjusting for any expected credit loss allowance). For credit-impaired financial assets the interest income is calculated



L&T Finance Limited

Notes forming part of the standalone financial statements

by applying the EIR to the amortised cost of the credit-impaired financial assets (i.e. the gross carrying amount less the allowance for expected credit losses (ECLs)). For financial assets originated or purchased credit-impaired (POCI) the EIR reflects the ECLs in determining the future cash flows expected to be received from the financial asset.

Dividend income is recognised when the Company's right to receive dividend is established by the reporting date and no significant uncertainty as to collectability exists.

(ii) Fee and commission income:

Fee and commission income and expense include fees other than those that are an integral part of EIR. The fees included in the statement of profit and loss include among other things fees charged for servicing a loan, non-utilisation fees relating to loan commitments when it is unlikely that these will result in a specific lending arrangement and loan advisory fees.

Fee and commission expenses with regards to services are accounted for as the services are received.

(iii) Net gain or fair value change:

Any differences between the fair values of the financial assets classified as fair value through the profit or loss, held by the Company on the balance sheet date is recognised as an unrealised gain/loss in the statement of profit and loss. In cases there is a net gain in aggregate, the same is recognised in "Net gains or fair value changes" under revenue from operations and if there is a net loss the same is disclosed "Expenses", in the statement of profit and loss.

(iv) Income from financial instruments at FVTPL:

Income from financial instruments at FVTPL includes all gains and losses from changes in the fair value of financial assets and financial liabilities at FVTPL except those that are held for trading.

(v) Other operational revenue:

Other operational revenue represents income earned from the activities incidental to the business and is recognised when the right to receive the income is established as per the terms of the contract. Guarantee fees is recognised on pro rata basis over the period of the guarantee.

1.14. Borrowing costs:

Borrowing costs include interest expense calculated using the effective interest method, finance charges in respect of assets acquired on finance lease and exchange differences arising from foreign currency borrowings, to the extent they are regarded as an adjustment to interest costs.

Borrowing costs net of any investment income from the temporary investment of related borrowings, that are attributable to the acquisition, construction or production of a qualifying asset are capitalised as part of cost of such asset till such time the asset is ready for its intended use or sale. A qualifying asset is an asset that necessarily requires a substantial period of time to get ready for its intended use or sale. All other borrowing costs are recognised in profit or loss in the period in which they are incurred.

1.15. Property, plant and equipment (PPE):

PPE including subsequent expenditure, if any, is recognised when it is probable that future economic benefits associated with the item will flow to the Company and the cost of the item can be measured reliably. PPE is stated at original cost net of tax/duty credits availed, if any, less accumulated depreciation and cumulative impairment, if any. Cost includes all direct cost related to the acquisition of PPE and, for qualifying assets, borrowing costs capitalised in accordance with the Company's accounting policy.

Land and buildings held for use are stated in the balance sheet at cost less accumulated impairment losses and accumulated depreciation, respectively. Freehold land is not depreciated.

PPE not ready for the intended use on the date of the Balance Sheet are disclosed as "capital work-in-progress".



L&T Finance Limited
Notes forming part of the standalone financial statements

Depreciation is recognised using straight line method so as to write off the cost of the assets (other than freehold land)) less their residual values over their useful lives specified in Schedule II to the Companies Act, 2013, or in case of assets where the useful life was determined by technical evaluation, over the useful life so determined.

Depreciation method is reviewed at each financial year end to reflect expected pattern of consumption of the future economic benefits embodied in the asset. The estimated useful life and residual values are also reviewed at each financial year end with the effect of any change in the estimates of useful life/residual value is accounted on prospective basis.

Depreciation for additions to/deductions from, owned assets is calculated pro rata to the period of use. Depreciation charge for impaired assets is adjusted in future periods in such a manner that the revised carrying amount of the asset is allocated over its remaining useful life.

Assets held under finance leases are depreciated over the shorter of lease term and their useful life on the same basis as owned assets. However, when there is no reasonable certainty that the Company shall obtain ownership of the assets at the end of the lease term, such assets are depreciated based on the useful life prescribed under Schedule II to the Companies Act, 2013 or based on the useful life adopted by the Company for similar assets.

An item of property, plant and equipment is derecognised upon disposal or when no future economic benefits are expected to arise from the continued use of the asset. Any gain or loss arising on the disposal or retirement of an item of property, plant and equipment is recognised in profit or loss.

1.16. Intangible assets:

Intangible assets are recognised when it is probable that the future economic benefits that are attributable to the asset will flow to the enterprise and the cost of the asset can be measured reliably. Intangible assets are stated at original cost net of tax/duty credits availed, if any, less accumulated amortisation and cumulative impairment. Direct expenses and administrative and other general overhead expenses that are specifically attributable to acquisition of intangible assets are allocated and capitalised as a part of the cost of the intangible assets.

Intangible assets not ready for the intended use on the date of Balance Sheet are disclosed as "Intangible assets under development".

Intangible assets are amortised on straight line basis over the estimated useful life. The method of amortisation and useful life are reviewed at the end of each accounting year with the effect of any changes in the estimate being accounted for on a prospective basis.

An intangible asset is derecognised on disposal, or when no future economic benefits are expected from use or disposal. Gains or losses arising from derecognition of an intangible asset are recognised in profit or loss when the asset is derecognised.

1.17. Impairment of tangible and intangible assets other than goodwill:

As at the end of each accounting year, the Company reviews the carrying amounts of its PPE and intangible assets to determine whether there is any indication that those assets have suffered an impairment loss. If such indication exists, the PPE, and intangible assets are tested for impairment so as to determine the impairment loss, if any. Goodwill and the intangible assets with indefinite life are tested for impairment each year.

Impairment loss is recognised when the carrying amount of an asset exceeds its recoverable amount. Recoverable amount is determined:

- (i) in the case of an individual asset, at the higher of the net selling price and the value in use; and
- (ii) in the case of a cash generating unit (the smallest identifiable Company of assets that generates independent cash flows), at the higher of the cash generating unit's net selling price and the value in use.



L&T Finance Limited
Notes forming part of the standalone financial statements

Recoverable amount is the higher of fair value less costs of disposal and value in use. In assessing value in use, the estimated future cash flows are discounted to their present value using a pre-tax discount rate that reflects current market assessments of the time value of money and the risks specific to the asset for which the estimates of future cash flows have not been adjusted.

If recoverable amount of an asset (or cash generating unit) is estimated to be less than its carrying amount, such deficit is recognised immediately in the Statement of Profit and Loss as impairment loss and the carrying amount of the asset (or cash generating unit) is reduced to its recoverable amount. For this purpose, the impairment loss recognised in respect of a cash generating unit is allocated first to reduce the carrying amount of any goodwill allocated to such cash generating unit and then to reduce the carrying amount of the other assets of the cash generating unit on a pro-rata basis.

When an impairment loss subsequently reverses, the carrying amount of the asset (or cash generating unit), except for allocated goodwill, is increased to the revised estimate of its recoverable amount, but so that the increased carrying amount does not exceed the carrying amount that would have been determined had no impairment loss is recognised for the asset (or cash generating unit) in prior years. A reversal of an impairment loss (other than impairment loss allocated to goodwill) is recognised immediately in the Statement of Profit and Loss.

1.18. Employee benefits:

(i) Short term employee benefits:

Employee benefits falling due wholly within twelve months of rendering the service are classified as short term employee benefits and are expensed in the period in which the employee renders the related service. Liabilities recognised in respect of short-term employee benefits are measured at the undiscounted amount of the benefits expected to be paid in exchange for the related service.

(ii) Post-employment benefits:

- (a) Defined contribution plans: The Company's superannuation scheme, state governed provident fund scheme, employee state insurance scheme and employee pension scheme are defined contribution plans. The contribution paid/payable under the schemes is recognised during the period in which the employee renders the related service.
- (b) Defined benefit plans: The employees' gratuity fund schemes and employee provident fund schemes managed by board of trustees established by the Company, the post-retirement medical care plan and the Parent Company pension plan represent defined benefit plans. The present value of the obligation under defined benefit plans is determined based on actuarial valuation using the Projected Unit Credit Method.

The obligation is measured at the present value of the estimated future cash flows using a discount rate based on the market yield on government securities of a maturity period equivalent to the weighted average maturity profile of the defined benefit obligations at the Balance Sheet date.

Remeasurement, comprising actuarial gains and losses, the return on plan assets (excluding amounts included in net interest on the net defined benefit liability or asset) and any change in the effect of asset ceiling (if applicable) is recognised in other comprehensive income and is reflected in retained earnings and the same is not eligible to be reclassified to profit or loss.

Defined benefit costs comprising current service cost, past service cost and gains or losses on settlements are recognised in the Statement of Profit and Loss as employee benefit expenses. Interest cost implicit in defined benefit employee cost is recognised in the Statement of Profit and Loss under finance cost. Gains or losses on settlement of any defined benefit plan are recognised when the settlement occurs. Past service cost is recognised as expense at the earlier of the plan amendment or curtailment and when the Company recognises related restructuring costs or termination benefits.

In case of funded plans, the fair value of the plan assets is reduced from the gross obligation under the defined benefit plans to recognise the obligation on a net basis.



L&T Finance Limited
Notes forming part of the standalone financial statements

(iii) Long term employee benefits:

The obligation recognised in respect of long term benefits such as long term compensated absences is measured at present value of estimated future cash flows expected to be made by the Company and is recognised in a similar manner as in the case of defined benefit plans vide (ii) (b) above.

(iv) Termination benefits:

Termination benefits such as compensation under employee separation schemes are recognised as expense when the Company's offer of the termination benefit is accepted or when the Company recognises the related restructuring costs whichever is earlier.

1.19. Leases:

- a. The Company as a lessee, recognises the right-of-use asset and lease liability at the lease commencement date. Initially the right-of-use asset is measured at cost which comprises the initial amount of the lease liability adjusted for any lease payments, less any lease incentives received made at or before the commencement date, plus any initial direct costs incurred and an estimate of costs to dismantle and remove the underlying asset or to restore the underlying asset or the site on which it is located.

The lease liability is initially measured at the present value of the lease payments that are not paid at the commencement date, discounted using the Company's incremental borrowing rate. It is remeasured when there is a change in future lease payments arising from a change in an index or rate, or a change in the estimate of the amount expected to be payable under a residual value guarantee, or a change in the assessment of whether it will exercise a purchase, extension or termination option. When the lease liability is remeasured in this way, a corresponding adjustment is made to the carrying amount of the right-of-use asset, or is recorded in profit or loss if the carrying amount of the right-of-use asset has been reduced to zero. The right-of-use asset is measured by applying cost model i.e. right-of-use asset at cost less accumulated depreciation / impairment losses.

The right-of-use assets are depreciated from the date of commencement of the lease on a straight-line basis over the shorter of the lease term and the useful life of the underlying asset. Carrying amount of lease liability is increased by interest on lease liability and reduced by lease payments made.

Lease payments associated with following leases are recognised as expense on straight-line basis:

- Low value leases; and
- Leases which are short-term.

- b. The Company as a lessor, classifies leases as either operating lease or finance lease. A lease is classified as a finance lease if it transfers substantially all the risks and rewards incidental to ownership of an underlying asset. Initially asset held under finance lease is recognised in balance sheet and presented as a receivable at an amount equal to the net investment in the lease. Finance income is recognised over the lease term, based on a pattern reflecting a constant periodic rate of return on Company's net investment in the lease. A lease which is not classified as a finance lease is an operating lease. Accordingly, the Company recognises lease payments as income on a straight-line basis in case of assets given on operating leases. The Company presents underlying assets subject to operating lease in its balance sheet under the respective class of asset.



L&T Finance Limited
Notes forming part of the standalone financial statements

1.20. Cash and bank balances:

Cash and bank balances also include fixed deposits, margin money deposits, earmarked balances with banks and other bank balances which have restrictions on repatriation. Short term and liquid investments being subject to more than insignificant risk of change in value, are not included as part of cash and cash equivalents.

1.21. Securities premium account:

- (i) Securities premium includes:
 - The difference between the face value of the equity shares and the consideration received in respect of shares issued pursuant to Stock Option Scheme.
 - The fair value of the stock options which are treated as expense, if any, in respect of shares allotted pursuant to Stock Options Scheme.
- (ii) The issue expenses of securities which qualify as equity instruments are written off against securities premium account.

1.22. Share-based payment arrangements:

The stock options granted to employees by the holding company's (i.e. L&T Finance Holdings Limited) Stock Options Schemes, are measured at the fair value of the options at the grant date. The fair value of the options is treated as discount and accounted as employee compensation cost over the vesting period on a straight line basis. The amount recognised as expense in each year is arrived at based on the number of grants expected to vest. The cost incurred by the holding company, in respect of options granted to employees of the Company, is being recovered by holding company and it is charged to the Statement of Profit and Loss of the Company over the period of vesting.

1.23. Accounting and reporting of information for Operating Segments:

Operating segments are those components of the business whose operating results are regularly reviewed by the chief operating decision making body in the Company to make decisions for performance assessment and resource allocation. The reporting of segment information is the same as provided to the management for the purpose of the performance assessment and resource allocation to the segments. Segment accounting policies are in line with the accounting policies of the Company.


1.24. Foreign currencies:

- (i) The functional currency and presentation currency of the Company is Indian Rupee. Functional currency of the Company and foreign operations has been determined based on the primary economic environment in which the Company and its foreign operations operate considering the currency in which funds are generated, spent and retained.
- (ii) Transactions in currencies other than the Company's functional currency are recorded on initial recognition using the exchange rate at the transaction date. At each Balance Sheet date, foreign currency monetary items are reported at the prevailing closing spot rate. Non-monetary items that are measured in terms of historical cost in foreign currency are not retranslated.

Exchange differences that arise on settlement of monetary items or on reporting of monetary items at each Balance Sheet date at the closing spot rate are recognised in the Statement of Profit and Loss in the period in which they arise.

- (iii) Financial statements of foreign operations whose functional currency is different than Indian Rupees are translated into Indian Rupees as follows:

- A. assets and liabilities for each Balance Sheet presented are translated at the closing rate at the date of that Balance Sheet;
- B. income and expenses for each income statement are translated at average exchange rates; and
- C. all resulting exchange differences are recognised in other comprehensive income.



L&T Finance Limited
Notes forming part of the standalone financial statements

accumulated in equity as foreign currency translation reserve for subsequent reclassification to profit or loss on disposal of such foreign operations.

1.25. Taxation:

Current Tax:

Tax on income for the current period is determined on the basis of taxable income (or on the basis of book profits wherever minimum alternate tax is applicable) and tax credits computed in accordance with the provisions of the Income Tax Act 1961, and based on the expected outcome of assessments/appeals.

Deferred Tax:

Deferred tax is recognised on temporary differences between the carrying amounts of assets and liabilities in the Company's financial statements and the corresponding tax bases used in computation of taxable profit and quantified using the tax rates and laws enacted or substantively enacted as on the Balance Sheet date.

Deferred tax assets are generally recognised for all taxable temporary differences to the extent that it is probable that taxable profits will be available against which those deductible temporary differences can be utilised. The carrying amount of deferred tax assets is reviewed at the end of each reporting period and reduced to the extent that it is no longer probable that sufficient taxable profits will be available to allow all or part of the asset to be recovered.

Deferred tax assets relating to unabsorbed depreciation/business losses/losses under the head "capital gains" are recognised and carried forward to the extent of available taxable temporary differences or where there is convincing other evidence that sufficient future taxable income will be available against which such deferred tax assets can be realised. Deferred tax assets in respect of unutilised tax credits are recognised to the extent it is probable of such unutilised tax credits will get realised.

The measurement of deferred tax liabilities and assets reflects the tax consequences that would follow from the manner in which the Company expects, at the end of reporting period, to recover or settle the carrying amount of its assets and liabilities.

Transaction or event which is recognised outside profit or loss, either in other comprehensive income or in equity, is recorded along with the tax as applicable.

1.26. Provisions, contingent liabilities and contingent assets:

Provisions are recognised only when:

- (i) an Company entity has a present obligation (legal or constructive) as a result of a past event; and
- (ii) it is probable that an outflow of resources embodying economic benefits will be required to settle the obligation; and
- (iii) a reliable estimate can be made of the amount of the obligation

Provision is measured using the cash flows estimated to settle the present obligation and when the effect of time value of money is material, the carrying amount of the provision is the present value of those cash flows. Reimbursement expected in respect of expenditure required to settle a provision is recognised only when it is virtually certain that the reimbursement will be received.

Contingent liability is disclosed in case of:

- a. a present obligation arising from past events, when it is not probable that an outflow of resources will be required to settle the obligation; and
- b. a present obligation arising from past events, when no reliable estimate is possible.

Contingent assets are disclosed where an inflow of economic benefits is probable. Provisions, contingent liabilities and contingent assets are reviewed at each Balance Sheet date.



L&T Finance Limited
Notes forming part of the standalone financial statements

Where the unavoidable costs of meeting the obligations under the contract exceed the economic benefits expected to be received under such contract, the present obligation under the contract is recognised and measured as a provision.

1.27. Commitment:

Commitments are future liabilities for contractual expenditure, classified and disclosed as follows:

- (a) estimated amount of contracts remaining to be executed on capital account and not provided for;
- (b) uncalled liability on shares and other investments partly paid;
- (c) funding related commitment to associate companies; and
- (d) other non-cancellable commitments, if any, to the extent they are considered material and relevant in the opinion of management.

Other commitments related to sales/procurements made in the normal course of business are not disclosed to avoid excessive details.

1.28. Statement of cash flows:

Statement of cash flows is prepared segregating the cash flows into operating, investing and financing activities. Cash flow from operating activities is reported using indirect method adjusting the profit before tax for the effects of:

- (i) changes during the period in operating receivables and payables transactions of a non-cash nature;
- (ii) non-cash items such as depreciation, provisions, deferred taxes, unrealised gains and losses; and
- (iii) all other items for which the cash effects are investing or financing cash flows.

Cash and cash equivalents (including bank balances) shown in the Statement of Cash Flows exclude items which are not available for general use as on the date of Balance Sheet.

1.29. Earnings per share:

The Company presents basic and diluted earnings per share data for its ordinary shares. Basic earnings per share is calculated by dividing the profit or loss attributable to ordinary shareholders of the Company by the weighted average number of ordinary shares outstanding during the year. Diluted earnings per share is determined by adjusting the profit or loss attributable to ordinary shareholders and the weighted average number of ordinary shares outstanding, adjusted for own shares held, for the effects of all dilutive potential ordinary shares.

1.30. Key source of estimation:

The preparation of financial statements in conformity with Ind AS requires that the management of the Company makes estimates and assumptions that affect the reported amounts of income and expenses of the period, the reported balances of assets and liabilities and the disclosures relating to contingent liabilities as of the date of the financial statements. The estimates and underlying assumptions are reviewed on an ongoing basis. Revisions to accounting estimates include useful lives of property, plant and equipment & intangible assets, expected credit loss on loan books, future obligations in respect of retirement benefit plans, fair value measurement etc. Difference, if any, between the actual results and estimates is recognised in the period in which the results are known.



L&T Finance Limited
Notes forming part of the standalone financial statements

| Note 2 : Cash and cash equivalents | | ₹ in crore |
|---|-------------------------|-------------------------|
| Particulars | As at March 31, 2022 | As at March 31, 2021 |
| Cash on hand | 7.23 | 6.90 |
| Balances with banks in current accounts [#] | 845.80 | 548.91 |
| Cheques, drafts on hand | - | 4.09 |
| Bank deposits with original maturity less than three months | 3,380.80 | 3,752.93 |
| Total cash and cash equivalents | 4,233.83 | 4,312.83 |

includes current year balance of ₹ 0.13 crore (previous year: ₹ 0.14 crore) towards unutilised funds raised through public issue.

| Note 3 : Bank balance other than note 2 above | | ₹ in crore |
|---|-------------------------|-------------------------|
| Particulars | As at March 31, 2022 | As at March 31, 2021 |
| Farmarked balances with banks | 367.46 | 244.56 |
| Balances with banks to the extent held as margin money or security against borrowing, guarantees, other commitments | 1,540.89 | 944.59 |
| Banks deposits with maturity greater than three months and less than twelve months | 1.01 | 260.04 |
| Total bank balance other than note 2 above | 1,909.36 | 1,449.29 |



L&T Finance Limited
Notes forming part of the standalone financial statements

Note 4 : Derivative financial instruments

| Particulars | ₹ in crore | |
|---|-------------------------|-------------------------|
| | As at March 31, 2022 | As at March 31, 2021 |
| Part I | | |
| (i) Currency derivatives: | | |
| Notional amounts | | |
| -Currency swaps | 3,014.34 | 3,114.34 |
| Fair value assets | | |
| -Currency swaps ¹ | 204.04 | 32.60 |
| Total derivative financial instruments | 204.04 | 32.60 |

Part II

Included in above (Part I) are derivatives held for hedging and risk management purposes as follows:

(i) Cash flow hedging:

| | | |
|---|---------------|--------------|
| Notional amounts | | |
| - Currency derivatives | 3,014.34 | 3,114.34 |
| Fair value assets | | |
| - Currency derivatives | 204.04 | 32.60 |
| Total derivative financial instruments | 204.04 | 32.60 |

Note:

1. Net off fair value on interest rate swap of ₹ 83.42 crores (Previous Year ₹ 141.97 crore)
2. The company has a board approved policy for entering in to derivative transactions. Derivative comprises of currency and interest rate swap. Refer the accounting policy for derivative financial instruments.



L&T Finance Limited
Notes forming part of the standalone financial statements

| Note 5 : Receivables | | | ₹ in crore |
|--|-------------------------|-------------------------|------------|
| Particulars | As at March 31, 2022 | As at March 31, 2021 | |
| (i) Trade receivables | | | |
| (a) Receivables considered good - secured | - | - | |
| (b) Receivables considered good - unsecured | 5.24 | 23.00 | |
| (c) Receivables which have significant increase in credit risk | - | - | |
| (d) Receivables - credit impaired | | | |
| Receivables | 2.98 | 2.98 | |
| Less : Impairment loss allowance | (2.98) | (2.98) | |
| Total trade receivables (i) | 5.24 | 23.00 | |
| (ii) Other receivables | | | |
| (a) Receivables considered good - Secured | - | - | |
| (b) Receivables considered good - unsecured | 46.60 | 56.03 | |
| (c) Receivables which have significant increase in Credit Risk | - | - | |
| (d) Receivables from related parties* (refer note : 33) | 9.83 | 9.60 | |
| (e) Receivables - credit impaired | - | - | |
| Total other receivables (ii) | 56.43 | 65.63 | |
| Total receivables (i+ii) | 61.67 | 88.63 | |

*There are no dues by Directors or other officers of the company or any of them either severally or jointly with any other person or debts due by firms or private companies respectively in which any director is a partner or a director or a member.

(iii) Ageing Schedule for Trade Receivables*

| Particulars | | Outstanding as on 31st March 2022 | | | | | ₹ in crore |
|--|--|-----------------------------------|-------------------|-----------|-----------|-------------------|-------------|
| | | Less than 6 months | 6 months - 1 year | 1-2 years | 2-3 years | More than 3 years | Total |
| (i) Undisputed Trade receivables – considered good | | 5.24 | - | - | - | - | 5.24 |
| (ii) Undisputed Trade Receivables – which have significant increase in credit risk | | - | - | - | - | - | - |
| (iii) Receivables which have significant increase in credit risk | | - | - | - | - | - | - |
| (iv) Undisputed Trade Receivables – credit impaired | | 2.98 | - | - | - | - | 2.98 |
| (v) Less : Impairment loss allowance | | (2.98) | - | - | - | - | (2.98) |
| (vi) Disputed Trade Receivables – considered good | | - | - | - | - | - | - |
| (vii) Disputed Trade Receivables – which have significant increase in credit risk | | - | - | - | - | - | - |
| (viii) Disputed Trade Receivables – credit impaired | | - | - | - | - | - | - |
| Total | | 5.24 | - | - | - | - | 5.24 |

| Particulars | | Outstanding as on 31st March 2021 | | | | | ₹ in crore |
|--|--|-----------------------------------|-------------------|-----------|-----------|-------------------|--------------|
| | | Less than 6 months | 6 months - 1 year | 1-2 years | 2-3 years | More than 3 years | Total |
| (i) Undisputed Trade receivables – considered good | | 22.85 | 0.15 | - | - | - | 23.00 |
| (ii) Undisputed Trade Receivables – which have significant increase in credit risk | | - | - | - | - | - | - |
| (iii) Receivables which have significant increase in credit risk | | - | - | - | - | - | - |
| (iv) Undisputed Trade Receivables – credit impaired | | 2.98 | - | - | - | - | 2.98 |
| (v) Less : Impairment loss allowance | | (2.98) | - | - | - | - | (2.98) |
| (vi) Disputed Trade Receivables – considered good | | - | - | - | - | - | - |
| (vii) Disputed Trade Receivables – which have significant increase in credit risk | | - | - | - | - | - | - |
| (viii) Disputed Trade Receivables – credit impaired | | - | - | - | - | - | - |
| Total | | 22.85 | 0.15 | - | - | - | 23.00 |

The above ageing is prepared on the basis of date of transaction. There are no "Unbilled" and "Not Due" invoices, hence not disclosed separately.



L&T Finance Limited
Notes forming part of the standalone financial statements

| Note 6 : Loans | | ₹ in crore | |
|--|-------------------------|-------------------------|--|
| Particulars | As at March 31, 2022 | As at March 31, 2021 | |
| (A) | | | |
| (i) At amortised cost | | | |
| - Bills purchased and bills discounted | - | - | |
| - Loans repayable on demand | 718.28 | 657.44 | |
| - Term loans | 57,420.18 | 59,250.00 | |
| - Leasing | 5.17 | 23.92 | |
| - Factoring | - | - | |
| - Debentures | 192.70 | 825.54 | |
| Total gross loans at amortised cost | 58,336.33 | 60,756.90 | |
| Less: Impairment loss allowance | (3,561.05) | (5,040.93) | |
| Total net loans at amortised cost (i) | 54,775.28 | 55,715.97 | |
| (ii) At fair value through profit or loss | | | |
| - Loans repayable on demand | - | - | |
| - Term loans | 23,119.45 | 22,842.43 | |
| - Debentures | 343.00 | 395.81 | |
| Total gross loans at fair value through profit or loss | 23,462.45 | 23,238.24 | |
| Less: Impact of fair value changes | (708.67) | (360.57) | |
| Total net loans at fair value through profit or loss (ii) | 22,753.78 | 22,877.67 | |
| Total net loans (A) = (i)+(ii) | 77,529.06 | 78,593.64 | |
| (B) | | | |
| (i) At amortised cost | | | |
| -Secured by tangible assets | 41,312.49 | 45,257.78 | |
| -Unsecured | 17,023.84 | 15,499.12 | |
| Total gross loans at amortised cost | 58,336.33 | 60,756.90 | |
| Less: Impairment loss allowance | (3,561.05) | (5,040.93) | |
| Total net loans at amortised cost (i) | 54,775.28 | 55,715.97 | |
| (ii) At fair value through profit or loss: | | | |
| -Secured by tangible assets | 23,462.45 | 23,238.24 | |
| -Unsecured | - | - | |
| Total gross loans at fair value through profit or loss | 23,462.45 | 23,238.24 | |
| Less: Impact of fair value changes | (708.67) | (360.57) | |
| Total net loans at fair value through profit or loss (ii) | 22,753.78 | 22,877.67 | |
| Total net loans (B) = (i)+(ii) | 77,529.06 | 78,593.64 | |



As:

L&T Finance Limited
Notes forming part of the standalone financial statements

| Note 6 : Loans | | |
|---|-------------------------|-------------------------|
| Particulars | As at March 31, 2022 | As at March 31, 2021 |
| (C) | | |
| (i) Loans in India | | |
| (i) At amortised cost | | |
| - Public sector | 43.75 | 81.25 |
| - Others | 58,292.58 | 60,675.65 |
| Total gross loans at amortised cost | 58,336.33 | 60,756.90 |
| Less: Impairment loss allowance | (3,561.05) | (5,040.93) |
| Total net loans in India at amortised cost (i) | 54,775.28 | 55,715.97 |
| (ii) At fair value through profit or loss: | | |
| - Public sector | - | - |
| - Others | 23,462.45 | 23,238.24 |
| Total gross loans at fair value through profit or loss | 23,462.45 | 23,238.24 |
| Less: Impact on fair value changes | (708.67) | (360.57) |
| Total net loans at fair value through profit or loss (ii) | 22,753.78 | 22,877.67 |
| Total net loans in India (C)(i) = (i)+(ii) | 77,529.06 | 78,593.64 |
| (II) Loans outside India | | |
| (i) At amortised cost | | |
| - Public sector | - | - |
| - Others | - | - |
| Total gross loans at amortised cost | - | - |
| Less: Impairment loss allowance | - | - |
| Total net loans outside India at amortised cost (i) | - | - |
| (ii) At fair value through profit or loss: | | |
| - Public sector | - | - |
| - Others | - | - |
| Total gross loans at fair value through profit or loss | - | - |
| Less: Impact on fair value changes | - | - |
| Total net loans at fair value through profit or loss (ii) | - | - |
| Total net loans outside India (C)(i) = (i)+(ii) | - | - |
| Total net loans (C) = (I)+(II) | 77,529.06 | 78,593.64 |

Note:

There are no loans or advances, in the nature of loans, are granted to promoters, directors, KMPs and the related parties (as defined under the Companies Act 2013), either severally or jointly with any other person.



| L&T Finance Limited | | | | | | |
|---|----------------------|-------------------|--------------------|----------------------|-------------------|--------------------|
| Notes forming part of the standalone financial statements | | | | | | |
| Note 7 : Investments | | | | | | |
| ₹ in crore | | | | | | |
| Particulars | As at March 31, 2022 | | | As at March 31, 2021 | | |
| | Face value (₹) | Quantity (No.) | Net carrying value | Face value (₹) | Quantity (No.) | Net carrying value |
| A. Investments in fully paid equity shares | | | | | | |
| (a) Subsidiaries (at cost) | | | | | | |
| (i) Unquoted | | | | | | |
| L&T Infra Credit Limited (erstwhile L&T Infra Debt Fund Limited) | 10.00 | 37,56,89,110 | 478.26 | 10.00 | 37,56,89,110 | 478.26 |
| L&T Infra Investment Partners Advisory Private Limited | 10.00 | 50,00,000 | 5.00 | 10.00 | 50,00,000 | 5.00 |
| L&T Infra Investment Partners Trustee Private Limited | 10.00 | 1,00,000 | 0.10 | 10.00 | 1,00,000 | 0.10 |
| Total investment in equity shares of Subsidiaries | | | 483.36 | | | 483.36 |
| (b) Other equity shares | | | | | | |
| (i) Quoted | | | | | | |
| (a) Investments carried at fair value through profit or loss | | | | | | |
| Unity Infraprojects Limited | 2.00 | 6,54,370 | - | 2.00 | 6,54,370 | 0.06 |
| JSW Ispat Special Product Limited | 10.00 | 5,93,420 | 1.91 | 10.00 | 5,93,420 | 1.55 |
| KSK Energy Ventures Limited | 10.00 | 1,06,88,253 | - | 10.00 | 1,06,88,253 | 0.99 |
| Integrated Digital Info Services Limited | 10.00 | 3,83,334 | - | 10.00 | 3,83,334 | - |
| Elque Polysters Limited | 10.00 | 1,94,300 | - | 10.00 | 1,94,300 | - |
| Monini Limited | 10.00 | 4,638 | - | 10.00 | 4,638 | - |
| Monnet Project Developers Limited | 10.00 | 11,279 | - | 10.00 | 11,279 | - |
| Diamond Power Infrastructure Limited | 10.00 | 13,56,057 | - | 10.00 | 28,89,921 | - |
| 3i Infotech Limited | 10.00 | 2,42,638 | 1.24 | 10.00 | 24,26,383 | 1.81 |
| Gol Offshore Limited | 10.00 | 1,13,44,315 | - | 10.00 | 1,13,44,315 | - |
| SVGL Oil Gas and Exploration Services Limited | 10.00 | 34,37,172 | - | 10.00 | 34,37,172 | - |
| Glodyne Technosense Limited | 6.00 | 3,19,262 | - | 6.00 | 3,19,262 | - |
| MIC Electronics Limited | 2.00 | 13,44,154 | 2.25 | 2.00 | 53,84,516 | - |
| Usher Agro Limited | 10.00 | 3,35,344 | - | 10.00 | 3,35,344 | - |
| Hindustan National Glass & Industries Limited | - | - | - | 2.00 | 3,76,928 | 1.22 |
| Ballarpur Industries Limited | - | - | - | 10.00 | 12,60,57,000 | 19.24 |
| Dish TV India Limited | 10.00 | 3,59,27,667 | 38.74 | 10.00 | 3,59,27,667 | 38.23 |
| Zee Learn Limited | 10.00 | 2,21,62,567 | 27.48 | 10.00 | 2,21,62,567 | 22.94 |
| Zee Media Corporation Limited | 10.00 | 2,53,98,667 | 42.16 | 10.00 | 2,53,98,667 | 16.25 |
| Siti Networks Limited | 10.00 | 5,73,63,732 | 16.35 | 10.00 | 5,73,63,732 | 4.86 |
| Future Retail Limited | 10.00 | 26,47,883 | 8.26 | 10.00 | 5,01,000 | 2.14 |
| Caster Technologies Limited | 2.00 | 7,65,241 | - | - | - | - |
| Total investment in Other quoted equity shares | | | 158.39 | | | 97.91 |
| (ii) Unquoted | | | | | | |
| (a) Investments carried at fair value through profit or loss | | | | | | |
| The Kalyan Janatha Sahakari Bank Limited | 10.00 | 20,000 | 0.05 | 10.00 | 20,000 | 0.05 |
| The Malad Sahakari Bank Limited | 10.00 | 100 | - | 10.00 | 100 | - |
| Coastal Projects Limited | 10.00 | 78,96,884 | - | 10.00 | 78,96,884 | - |
| ICOMM Tele Limited | 10.00 | 41,667 | - | 10.00 | 41,667 | - |
| Hanjar Biotech Energies Private Limited | 10.00 | 2,08,716 | - | 10.00 | 2,08,716 | - |
| Soma Enterprises Limited | 10.00 | 5,00,000 | - | 10.00 | 5,00,000 | - |
| Medicid Healthcare Services Private Limited | 10.00 | 16,35,003 | - | 10.00 | 16,35,003 | - |
| Tikona Infonet Limited | 10.00 | 4,25,912 | - | 10.00 | 4,25,912 | - |
| Bhoruka Power Corporation Limited | 10.00 | 11,71,088 | 61.71 | 10.00 | 100 | - |
| Bhoruka Power India Investments Private Limited | 10.00 | 10 | - | 10.00 | 10 | - |
| Soma Tollways Private Limited | 10.00 | 1,92,65,780 | 329.10 | 10.00 | 1,92,65,780 | 329.10 |
| Indian Highways Management Company Limited | 10.00 | 15,00,000 | 1.73 | 10.00 | 15,00,000 | 1.73 |
| KSK Mahanadi Power Company Limited | 10.00 | 2,63,85,169 | - | 10.00 | 2,63,85,169 | - |
| NSL Sugars Limited | 10.00 | 29,25,656 | - | 10.00 | 29,25,656 | - |
| Achena Chattigarrh Power Limited | 10.00 | 6,93,00,000 | - | 10.00 | 6,93,00,000 | - |
| Suprema Best Value Kolhapur (Shiroli) Sangli Tollways Private Limited | 10.00 | 5,026 | - | 10.00 | 5,026 | - |
| Grameen Capital India Private Limited | 10.00 | 21,26,000 | - | 10.00 | 21,26,000 | - |
| Alpha Micro Finance Consultants Private Limited | 10.00 | 2,00,000 | - | 10.00 | 2,00,000 | - |
| Metropoli Overseas Limited | 10.00 | 59,400 | - | 10.00 | 59,400 | - |
| Anal Chemicals and Industries Limited | 10.00 | 40,000 | - | 10.00 | 40,000 | - |
| VNIC Systems Limited | 10.00 | 9,07,264 | - | 10.00 | 9,07,264 | - |
| Saunhya Mining Limited | 10.00 | 10,77,986 | - | 10.00 | 10,77,986 | - |
| Total investment in Other unquoted equity shares | | | 392.59 | | | 330.88 |
| Total investment in equity shares (A) | | | 1,034.34 | | | 912.15 |



L&T Finance Limited
Notes forming part of the standalone financial statements

Note 7 : Investments

₹ in crore

| Particulars | As at March 31, 2022 | | | As at March 31, 2021 | | |
|---|----------------------|-------------------|--------------------|----------------------|-------------------|--------------------|
| | Face value (₹) | Quantity (No.) | Net carrying value | Face value (₹) | Quantity (No.) | Net carrying value |
| B. Investments in debt securities | | | | | | |
| (a) Investment carried at fair value through profit or loss (FVTPL) | | | | | | |
| Bhoruka Power Corporation Limited | 1,00,000.00 | 25,771 | 392.50 | 1,00,000.00 | 25,771 | 392.50 |
| Soma Enterprises Limited | 10.00 | 8,07,12,061 | 18.52 | 10.00 | 8,07,12,061 | 18.52 |
| Tikona Infinit Limited | 2,840.00 | 5,79,772 | 2.59 | 2,840.00 | 5,79,772 | 85.59 |
| NISL Sugars Limited | - | - | - | 100.00 | 21,57,310 | 12.71 |
| Total investment in debt securities carried at FVTPL | | | 413.46 | | | 509.31 |
| (b) Investment carried at fair value through other comprehensive income (FVOCI) | | | | | | |
| Dewan Housing Finance Corporation Limited | - | - | - | 10,00,000.00 | 2,496 | 341.45 |
| Dewan Housing Finance Corporation Limited | - | - | - | 1,000.00 | 27,59,000 | 295.10 |
| The South Indian Bank Limited | 1,00,000.00 | 38,759 | 407.83 | 1,00,000.00 | 38,759 | 416.97 |
| SOL Finance Limited | 1,000.00 | 15,00,000 | 161.89 | 1,000.00 | 15,00,000 | 161.93 |
| U. P. Power Corporation Limited | 5,00,000.00 | 2,070 | 159.38 | - | - | - |
| Total investment in debt securities carried at FVOCI | | | 729.31 | | | 1,115.35 |
| Total investment in debt securities (B) | | | 1,142.77 | | | 1,624.66 |
| C. Investments in mutual funds | | | | | | |
| (a) Investment carried at fair value through profit or loss | | | | | | |
| L&T Low Duration Fund Direct Plan - Growth | | 8,74,15,476 | 208.58 | | 8,74,15,476 | 200.06 |
| L&T Money Market Fund Direct Plan - Growth | | 9,32,07,621 | 207.30 | | 9,32,07,621 | 200.01 |
| L&T Ultra Short Term Fund Direct Plan - Growth | | 6,87,15,207 | 250.06 | | | |
| Total investment in mutual funds (C) | | | 665.94 | | | 400.07 |
| D. Investments in fully paid preference shares (Unquoted) | | | | | | |
| (a) Investment carried at fair value through profit or loss | | | | | | |
| Gramscap Capital India Private Limited | 10.00 | 38,74,000 | - | 10.00 | 38,74,000 | - |
| 3i Infotech Limited | 5.00 | 38,96,954 | - | 5.00 | 38,96,954 | 0.88 |
| 10% SEW Vizag Coal Terminal Private Limited | 10.00 | 47,95,256 | - | 10.00 | 47,95,256 | - |
| Total investment in preference shares (D) | | | - | | | 0.88 |
| E. Investments in government securities | | | | | | |
| (a) Investment carried at fair value through other comprehensive income | | | | | | |
| 8.15% Govt Stock - 11-06-2022 | 100.00 | 5,00,00,000 | 516.74 | 100.00 | 5,00,00,000 | 535.30 |
| 364 Day T-Bill 15-09-2021 | - | - | - | 100.00 | 7,50,00,000 | 738.57 |
| 364 Day T-Bill 24-03-2022 | - | - | - | 100.00 | 2,00,00,000 | 192.89 |
| 6.81% Govt Stock 19-12-2022 | 100.00 | 3,00,00,000 | 311.00 | - | - | - |
| 7.37% Govt Stock 2023 | 100.00 | 89,00,000 | 100.85 | - | - | - |
| 8.08% GOI STOCK 2022 | 100.00 | 75,00,000 | 77.04 | - | - | - |
| 5.87% GOI STOCK 2022 | 100.00 | 1,60,00,000 | 162.17 | - | - | - |
| 7.16% GOI STOCK 2023 | 100.00 | 95,00,000 | 100.04 | - | - | - |
| 6.90% GOI STOCK 2023 | 100.00 | 20,00,000 | 20.55 | - | - | - |
| 182 DTB 18-08-22 | 100.00 | 35,00,000 | 34.49 | - | - | - |
| Total investment in government securities (E) | | | 1,328.28 | | | 1,466.66 |
| F. Investment in other securities | | | | | | |
| (a) Subsidiaries: Investment carried at fair value through profit or loss (FVTPL) | | | | | | |
| L&T Infra Investments Partner Fund | | | | | | |
| Class B | 100.00 | 2,11,83,404 | 219.39 | 100.00 | 2,07,40,522 | 234.32 |
| Class C | 100.00 | 5,00,000 | 5.48 | 100.00 | 5,00,000 | 6.07 |
| Class D | 10.00 | 10,000 | 0.01 | 10.00 | 10,000 | 0.01 |
| Total investment in other securities of subsidiaries carried at FVTPL | | | 219.28 | | | 240.40 |
| (b) Investment carried at fair value through profit or loss (FVTPL) | | | | | | |
| KKR India debt Opportunities Fund II | 1,000.00 | 3,66,954 | 14.27 | 1,000.00 | 7,42,182 | 59.06 |
| KKR India debt Opportunities Fund III | 1,000.00 | 21,226 | - | 1,000.00 | 21,226 | 0.17 |
| LIHFL Urban Development Fund | 10,000.00 | 10,000 | 1.31 | 10,000.00 | 10,000 | 2.97 |
| LIHFL Housing And Infrastructure Trust | 100.00 | 15,72,360 | 15.72 | 100.00 | 5,16,000 | 5.16 |
| Total investment in other securities carried at FVTPL | | | 31.20 | | | 61.36 |
| (c) Investment carried at fair value through other comprehensive income (FVOCI) | | | | | | |
| Indira Trust | 100.00 | 1,00,000 | 0.91 | 100.00 | 1,00,000 | 0.94 |
| Total investment in other securities carried at FVOCI | | | 0.91 | | | 0.94 |
| Total investment in other securities (F) | | | 251.39 | | | 302.70 |



L&T Finance Limited
Notes forming part of the standalone financial statements

Note 7 : Investments

₹ in crore

| Particulars | As at March 31, 2022 | | | As at March 31, 2021 | | |
|---|----------------------|-------------------|--------------------|----------------------|-------------------|--------------------|
| | Face value (₹) | Quantity (No.) | Net carrying value | Face value (₹) | Quantity (No.) | Net carrying value |
| G. Investment in pass through certificates | | | | | | |
| (a) Investment carried at fair value through other comprehensive income | | | | | | |
| Goldstein IFMR Capital | 43.00 | 8,57,170 | 2.45 | 43.00 | 8,57,170 | 2.45 |
| Smith IFMR Capital | 4.00 | 1,20,99,792 | 3.29 | 4.00 | 1,20,99,792 | 3.29 |
| Syme IFMR Capital | 1.00 | 1,42,10,515 | 1.11 | 1.00 | 1,42,10,515 | 1.11 |
| Moses IFMR Capital | 1.00 | 22,50,000 | 0.22 | 1.00 | 22,50,000 | 0.22 |
| Total investment in pass through certificate (G) | | | 7.07 | | | 7.07 |
| H. Investment in security receipts | | | | | | |
| (a) Investment carried at fair value through profit or loss | | | | | | |
| Phoenix ARF Scheme - 5 | - | - | - | 1,000.00 | 9,843 | - |
| Phoenix ARF Scheme - 9 | 1.00 | 6,612 | - | 1.00 | 6,612 | *0.00 |
| Phoenix ARF Scheme - 11 | 1.00 | 44,208 | - | 1.00 | 44,208 | *0.00 |
| Phoenix ARF Scheme - 13 | 5.00 | 27,404 | - | 5.00 | 27,404 | 0.01 |
| Phoenix ARF Scheme - 14 | 1,000.00 | 34,882 | - | 1,000.00 | 34,882 | 0.67 |
| Phoenix Trust FY 19-5 | 505.00 | 12,49,500 | 63.10 | 649.00 | 12,49,500 | 81.09 |
| JM Financial Asset Reconstruction Company Private Limited (Series I - JMFAARC-IRIS December 2016 - Trust) | 1,000.00 | 6,895 | - | 1,000.00 | 6,895 | - |
| BARC Trust SC - 258 - Series I | 547.16 | 32,30,000 | - | 547.16 | 32,30,000 | 1.76 |
| JMFAARC LTF June 2017 Trust | 628.20 | 2,97,500 | 4.84 | 710.67 | 2,97,500 | 8.55 |
| JMFAARC LTF June 2017 Trust | 628.20 | 4,80,849 | 14.36 | 710.67 | 4,80,849 | 17.95 |
| Suraksha ARC - 024 Trust | 1,000.00 | 10,87,176 | 108.72 | 1,000.00 | 10,87,176 | 108.72 |
| Suraksha ARC - 020 Trust | 768.17 | 8,67,000 | 50.60 | 768.17 | 8,67,000 | 50.60 |
| Suraksha ARC - 020 Trust (Series - II) | 888.89 | 1,26,310 | 7.75 | 888.89 | 1,26,310 | 7.75 |
| Phoenix Trust FY 20-4 | 257.00 | 30,26,000 | 38.88 | 257.00 | 30,26,000 | 77.77 |
| Omikare PS10/2015-20 Trust | 1,000.00 | 1,32,605 | 3.17 | 1,000.00 | 2,16,750 | 10.63 |
| BARC TRUST SC 367 | 904.00 | 1,17,30,000 | 1,056.96 | 985.51 | 1,17,30,000 | 1,151.76 |
| ARCL-CPS-062-I-Trust | 1,000.00 | 51,85,000 | 388.05 | 1,000.00 | 51,85,000 | 518.51 |
| Suraksha ARC - 037 Trust | 1,000.00 | 11,07,125 | 109.47 | 1,000.00 | 11,07,125 | 109.47 |
| Phoenix Trust FY 14-8 | 891.00 | 11,08,935 | - | 1,000.00 | 11,08,935 | 15.63 |
| BARC Trust - SC 105 | 812.00 | 11,90,000 | 14.50 | 976.26 | 11,90,000 | 29.04 |
| BARC Trust - SC 132 | 903.20 | 8,103 | 0.77 | 963.20 | 8,500 | 0.77 |
| JM Financials (JMFAARC) Series | 880.90 | 26,21,651 | 66.44 | 880.90 | 26,21,651 | 69.25 |
| ARCL-AST-062-I-Trust | 1.00 | 19,55,000 | - | 1,000.00 | 19,55,000 | 194.00 |
| ARCL-CPS-4-Trust | 377.00 | 44,20,000 | 431.23 | 1,000.00 | 44,20,000 | 442.00 |
| ARCL-AST-IX Trust | 996.00 | 76,58,500 | 755.20 | 1,000.00 | 76,58,500 | 765.85 |
| CFMARC Trust 67 | 1,000.00 | 6,58,291 | 36.38 | 1,000.00 | 7,22,500 | 42.80 |
| CFMARC Trust 78 | 1,000.00 | 22,76,156 | 215.63 | 1,000.00 | 23,06,090 | 218.83 |
| CFMARC Trust 74 | 1,000.00 | 10,98,795 | 101.98 | 1,000.00 | 11,07,110 | 102.82 |
| CFMARC Trust 76 | 1,000.00 | 5,85,429 | 55.46 | 1,000.00 | 5,82,705 | 55.19 |
| Pegasus Group Thirty Eight Trust I | 929.00 | 3,28,729 | 18.92 | 1,000.00 | 3,28,729 | 11.25 |
| ARCL-CPS-I-Trust | 977.00 | 13,45,500 | 139.99 | - | - | - |
| ACRE 109 TRUST | 869.88 | 7,82,000 | 75.84 | - | - | - |
| Phoenix Trust FY 22-7 | 807.00 | 31,53,500 | 213.86 | - | - | - |
| Phoenix Trust FY 22-16 | 1,000.00 | 95,20,000 | 928.64 | - | - | - |
| Total investment in security receipts (H) | | | 4,886.23 | | | 4,114.87 |
| Total Investments (I) | | | 9,311.02 | | | 8,828.86 |
| (i) Investments outside India | | | - | | | - |
| (ii) Investments in India | | | 9,311.02 | | | 8,828.86 |
| Total Investments (II) | | | 9,311.02 | | | 8,828.86 |
| Less: Allowance for impairment loss (III) | | | | | | |
| Investment carried at fair value through other comprehensive income | | | 7.07 | | | 401.85 |
| Net total investment (IV)= (I)-(III) | | | 9,303.95 | | | 8,427.01 |

*Amount less than ₹ 1 lakh



L&T Finance Limited
 Notes forming part of the standalone financial statements

| Note 8 : Other financial assets | | ₹ in crore | |
|---------------------------------|----------------|----------------|--|
| Particulars | As at | As at | |
| | March 31, 2022 | March 31, 2021 | |
| Security deposit | 54.55 | 66.25 | |
| Other advances | 10.43 | 0.47 | |
| Margin money deposits | 7.80 | 1.34 | |
| Total other financial assets | 82.78 | 68.06 | |



L&T Finance Limited
Notes forming part of the standalone financial statements

Note 9 : Property, plant and equipment

| Particulars | Gross carrying value | | | Accumulated depreciation | | Net carrying value | |
|---|----------------------|-------------|-------------|--------------------------|-------------|----------------------|----------------------|
| | As at April 1, 2021 | Additions | Disposals | As at March 31, 2022 | Disposals | As at March 31, 2022 | As at March 31, 2021 |
| Buildings : Owned* | 0.38 | - | - | 0.38 | - | 0.38 | 0.34 |
| Lease hold renovation : Owned | 11.78 | 0.57 | 2.98 | 9.37 | 2.76 | 1.78 | 2.30 |
| Plant and equipments : Lease out | 2.80 | - | - | 2.80 | - | 0.64 | 0.64 |
| Computers : Owned | 40.36 | - | 0.07 | 40.29 | 0.03 | 5.09 | 9.85 |
| Furniture and fixtures | 10.71 | 0.83 | 0.61 | 10.93 | 0.34 | 3.43 | 3.60 |
| Leased out | 4.74 | - | - | 4.74 | - | 0.68 | 0.80 |
| Sub total - Furniture and fittings | 15.45 | 0.83 | 0.61 | 35.67 | 0.34 | 4.11 | 4.40 |
| Office equipment | 9.82 | 3.89 | 0.18 | 13.53 | 0.21 | 4.45 | 3.43 |
| Owned | 0.01 | - | - | 0.01 | - | 0.01 | 0.01 |
| Leased out | 9.81 | 3.89 | 0.18 | 13.52 | 0.21 | 4.44 | 3.42 |
| Sub total - Office equipment | 9.83 | 3.89 | 0.18 | 13.54 | 0.21 | 4.46 | 3.44 |
| Vehicles | 2.44 | 2.64 | 1.20 | 3.88 | 1.14 | 2.70 | 0.94 |
| Owned | 1.72 | - | 0.79 | 0.93 | 0.51 | 0.30 | 0.75 |
| Leased out | 4.16 | 2.64 | 1.99 | 4.81 | 1.65 | 3.00 | 1.59 |
| Sub total - Vehicles | 84.76 | 7.93 | 5.83 | 86.86 | 4.99 | 19.41 | 22.56 |
| Total | | | | | | | |

Note:

*The title deed of the immovable property acquired under the scheme of amalgamation, is held in the name of erstwhile L&T Finance Limited which was merged with the Company with effect from 01 April, 2016, also the title deed holder is not a promoter, director or related party of the company.



L&T Finance Limited
Notes forming part of the standalone financial statements

Note 9 : Property, plant and equipment

| Particulars | Gross carrying value | | | Accumulated depreciation | | | Net carrying value | |
|---|------------------------|-------------|-------------|--------------------------|---|--------------|-------------------------|-------------------------|
| | As at April 1, 2020 | Additions | Disposals | As at March 31, 2021 | For the year April 1, 2020 March 31, 2021 | Disposals | As at March 31, 2021 | As at March 31, 2020 |
| Buildings : Owned* | 0.38 | - | - | 0.38 | 0.03 | 0.01 | 0.34 | 0.35 |
| Lease hold renovation : Owned | 11.78 | - | - | 11.78 | 8.23 | 1.25 | 2.30 | 3.55 |
| Plant and equipments : Lease out | 6.70 | - | 3.90 | 2.80 | 3.73 | 0.22 | 0.64 | 2.97 |
| Computers : Owned | 40.11 | 0.25 | - | 40.36 | 22.78 | 7.73 | 9.85 | 17.33 |
| Furniture and fixtures | 10.39 | 0.68 | 0.36 | 10.71 | 6.48 | 0.84 | 3.60 | 3.91 |
| Owned | 4.74 | - | - | 4.74 | 3.56 | 0.38 | 0.80 | 1.18 |
| Leased out | 15.13 | 0.68 | 0.36 | 15.45 | 10.04 | 1.22 | 4.40 | 5.09 |
| Sub total - Furniture and fittings | | | | | | | | |
| Office equipment | 8.56 | 1.36 | 0.10 | 9.82 | 5.02 | 1.45 | 3.43 | 3.54 |
| Owned | 0.01 | - | - | 0.01 | - | - | 0.01 | 0.01 |
| Leased out | 8.57 | 1.36 | 0.10 | 9.83 | 5.02 | 1.45 | 3.44 | 3.55 |
| Sub total - Office equipment | | | | | | | | |
| Vehicles | 2.28 | 0.56 | 0.40 | 2.44 | 1.14 | 0.56 | 0.84 | 1.14 |
| Owned | 4.37 | - | 2.65 | 1.72 | 2.04 | 0.42 | 0.75 | 2.33 |
| Leased out | 6.65 | 0.56 | 3.05 | 4.16 | 3.18 | 0.98 | 1.59 | 3.47 |
| Sub total - Vehicles | | | | | | | | |
| Total | 89.32 | 2.85 | 7.41 | 84.76 | 53.01 | 12.87 | 22.56 | 36.31 |

Note:

*The title deed of the immovable property acquired under the scheme of amalgamation, is held in the name of erstwhile L&T Finance Limited which was merged with the Company with effect from 01 April, 2016, also the title deed holder is not a promoter, director or related party of the company.



As.

L&T Finance Limited
Notes forming part of the standalone financial statements

Note 10 : Other intangible assets, Goodwill and intangible assets under development

| Particulars | Gross carrying value | | | Accumulated Amortization | | | Net carrying value | |
|--|------------------------|-----------|-----------|--------------------------|------------------------|--------------|-------------------------|-------------------------|
| | As at April 1, 2021 | Additions | Disposals | As at March 31, 2022 | As at April 1, 2021 | For the year | As at March 31, 2022 | As at March 31, 2021 |
| Other intangible assets | | | | | | | | |
| Specialised software | 242.72 | 71.65 | - | 314.37 | 131.83 | 66.78 | 196.61 | 110.89 |
| Distribution and customer network rights | 438.80 | - | - | 438.80 | 438.80 | - | 438.80 | - |
| (a) Total other intangible assets | 681.52 | 71.65 | - | 753.17 | 570.63 | 66.78 | 637.41 | 110.89 |
| (b) Intangible assets under development | | | | | | | | |
| | | | | | | | 21.79 | 23.84 |

| Particulars | Gross carrying value | | | Accumulated Amortization | | | Net carrying value | |
|--|------------------------|-----------|-----------|--------------------------|------------------------|--------------|-------------------------|-------------------------|
| | As at April 1, 2020 | Additions | Disposals | As at March 31, 2021 | As at April 1, 2020 | For the year | As at March 31, 2021 | As at March 31, 2020 |
| Other intangible assets | | | | | | | | |
| Specialised software | 151.82 | 90.90 | - | 242.72 | 82.06 | 49.77 | 131.83 | 60.76 |
| Distribution and customer network rights | 438.80 | - | - | 438.80 | 351.04 | 87.76 | 438.80 | 82.76 |
| (a) Total other intangible assets | 590.62 | 90.90 | - | 681.52 | 433.10 | 137.53 | 570.63 | 157.52 |
| (b) Intangible assets under development | | | | | | | 23.84 | 61.99 |

Footnote:

Unamortised portion of Goodwill created on amalgamation of erstwhile L&T Finance Limited and L&T FinCorp Limited with Family Credit Limited effective from February 13, 2017 with the appointed date being April 01, 2016, stand as at March 31, 2022 is Nil. (previous year Nil). Amortisation amount in respect of this Goodwill is Nil during the year ended March 31, 2022 (previous year ₹ 565.70 crore).



L&T Finance Limited
Notes forming part of the standalone financial statements

(c) Intangible assets under development

(i) Schedule of ageing of Intangible assets under development as at March 31, 2022^{*}

₹ in crore

| Particulars | Amount in Intangible asset under development for a period of | | | | Total |
|--------------------------------|--|-----------|-----------|-------------------|-------|
| | Less than 1 year | 1-2 years | 2-3 years | More than 3 years | |
| Projects in progress | 21.79 | - | - | - | 21.79 |
| Projects temporarily suspended | - | - | - | - | - |
| Total | 21.79 | - | - | - | 21.79 |

(ii) Schedule of ageing of Intangible assets under development as at March 31, 2021^{*}

₹ in crore

| Intangible assets under development | Amount in Intangible asset under development for a period of | | | | Total |
|-------------------------------------|--|-----------|-----------|-------------------|-------|
| | Less than 1 year | 1-2 years | 2-3 years | More than 3 years | |
| Projects in progress | 4.89 | 18.95 | - | - | 23.84 |
| Projects temporarily suspended | - | - | - | - | - |
| Total | 4.89 | 18.95 | - | - | 23.84 |

* Above Intangible asset under development is not overdue or has not exceeded its cost compared to its original plan.



L&T Finance Limited
Notes forming part of the standalone financial statements

| Note 11 : Other non-financial assets | | | ₹ in crore | |
|---|-------------------------|-------------------------|------------|--|
| Particulars | As at March 31, 2022 | As at March 31, 2021 | | |
| Prepaid expenses | 25.68 | 71.04 | | |
| Advances to others | 27.44 | 30.68 | | |
| Amount paid under protest | 52.72 | 53.19 | | |
| Capital advances | 0.92 | 2.66 | | |
| Assets acquired in settlement of claims | 569.68 | 791.03 | | |
| Total other non-financial assets | 676.44 | 948.60 | | |

| Note 12 : Payables | | | ₹ in crore | |
|--|-------------------------|-------------------------|------------|--|
| Particulars | As at March 31, 2022 | As at March 31, 2021 | | |
| (i) Trade payables | | | | |
| Micro enterprises and small enterprises (refer note: 43) | 0.19 | - | | |
| Due to others | 378.73 | 347.08 | | |
| Due to related parties (refer note: 33) | 44.75 | 17.82 | | |
| Total trade payables (i) | 423.67 | 364.90 | | |
| (ii) Other payables | | | | |
| Micro enterprises and small enterprises (refer note: 43) | - | - | | |
| Due to others | 6.49 | 5.07 | | |
| Due to related parties (refer note: 33) | - | - | | |
| Total other payables (ii) | 6.49 | 5.07 | | |
| Total payables (i+ii) | 430.16 | 369.97 | | |



L&T Finance Limited
Notes forming part of the standalone financial statements

Note 12(iii) -Trade Payables ageing schedule

₹ in crore

| Particulars | Outstanding as on 31st March 2022 * | | | | | Total |
|------------------------------|-------------------------------------|------------------|-----------|-----------|-------------------|---------------|
| | Unbilled | Less than 1 year | 1-2 years | 2-3 years | More than 3 years | |
| (i) MSME | - | 0.19 | - | - | - | 0.19 |
| (ii) Others | - | 62.36 | - | - | - | 62.36 |
| (iii) Disputed Dues - MSME | - | - | - | - | - | - |
| (iv) Disputed Dues - Others | - | - | - | - | - | - |
| (v) Bill Raised But not paid | - | 16.15 | - | - | - | 16.15 |
| (vi) Undue Bills | 344.97 | - | - | - | - | 344.97 |
| Total | 344.97 | 78.70 | - | - | - | 423.67 |

₹ in crore

| Particulars | Outstanding as on 31st March 2021 * | | | | | Total |
|------------------------------|-------------------------------------|------------------|-----------|-----------|-------------------|---------------|
| | Unbilled | Less than 1 year | 1-2 years | 2-3 years | More than 3 years | |
| (i) MSME | - | - | - | - | - | - |
| (ii) Others | - | 27.77 | - | - | - | 27.77 |
| (iii) Disputed Dues - MSME | - | - | - | - | - | - |
| (iv) Disputed Dues - Others | - | - | - | - | - | - |
| (v) Bill Raised But not paid | - | 22.82 | - | - | - | 22.82 |
| (vi) Undue Bills | 314.31 | - | - | - | - | 314.31 |
| Total | 314.31 | 50.59 | - | - | - | 364.90 |

* The above ageing is prepared on the basis of date of transaction



L&T Finance Limited
Notes forming part of the standalone financial statements

| Note 13 : Debt securities | | ₹ in crore | |
|---|-------------------------|-------------------------|--|
| Particulars | As at March 31, 2022 | As at March 31, 2021 | |
| (A) | | | |
| (i) At amortised cost | | | |
| - Redeemable non convertible debentures (refer note 13 (a)) | 28,327.60 | 31,380.80 | |
| - Commercial papers (net) (refer note 13 (b)) | 5,338.01 | 5,849.68 | |
| Total debt securities (A) | 34,665.61 | 37,230.48 | |
| (B) | | | |
| (i) Debt securities in India | | | |
| (i) At amortised cost | 34,665.61 | 37,230.48 | |
| (ii) At fair value through profit or loss | - | - | |
| (iii) Designated at fair value through profit or loss | - | - | |
| Total debt securities in India (I = i+ii+iii) | 34,665.61 | 37,230.48 | |
| (ii) Debt securities outside India | | | |
| (i) At amortised cost | - | - | |
| (ii) At fair value through profit or loss | - | - | |
| (iii) Designated at fair value through profit or loss | - | - | |
| Total debt securities in outside India (II = i+ii+iii) | - | - | |
| Total debt securities (B) = (i)+(ii) | 34,665.61 | 37,230.48 | |



L&T Finance Limited
Notes forming part of the financial statements

Note 13 (a)**Secured redeemable non convertible debentures as on March 31, 2022**

| Series details | Face value per debenture | Date of allotment | Balance as at March 31, 2022 | Interest rate % p.a. | Date of redemption | Redeemable terms |
|--|--------------------------|-------------------|------------------------------|----------------------|--------------------|--|
| Series I option 1 FY 2018-19 (Public Issue-1) | ₹ 1000 each | 18-03-2018 | 177.25 | 5.00% | 13-04-2022 | Redeemable at par at the end of 1127 days from the date of allotment |
| Series I option 2 FY 2018-19 (Public Issue-1) | ₹ 1000 each | 18-03-2018 | 692.59 | 6.10% | 13-04-2022 | Redeemable at par at the end of 1127 days from the date of allotment |
| Series II option 1 FY 2018-19 (Public Issue-1) | ₹ 1000 each | 18-03-2018 | 9.60 | 5.00% | 13-04-2022 | Redeemable at par at the end of 1127 days from the date of allotment |
| Series II option 2 FY 2018-19 (Public Issue-1) | ₹ 1000 each | 18-03-2018 | 104.94 | 6.10% | 13-04-2022 | Redeemable at par at the end of 1127 days from the date of allotment |
| Series I option 3 FY 2019-20 (Public Issue-1) | ₹ 1000 each | 15-04-2019 | 129.16 | 6.70% | 15-04-2022 | Redeemable at par at the end of 1096 days from the date of allotment |
| Series I option 4 FY 2019-20 (Public Issue-1) | ₹ 1000 each | 15-04-2019 | 204.27 | 8.90% | 15-04-2022 | Redeemable at par at the end of 1096 days from the date of allotment |
| Series A FY 2019-20 opt 5 | ₹ 25 Lakh each | 16-04-2019 | 43.43 | 8.95% | 15-04-2022 | Redeemable at par at the end of 2556 days from the date of allotment |
| Series II option 1 FY 2019-20 (Public Issue-1) | ₹ 1000 each | 15-04-2019 | 5.46 | 6.71% | 15-04-2022 | Redeemable at par at the end of 1096 days from the date of allotment |
| Series II option 2 FY 2019-20 (Public Issue-1) | ₹ 1000 each | 15-04-2019 | 20.25 | 8.91% | 15-04-2022 | Redeemable at par at the end of 1096 days from the date of allotment |
| Series A FY 2019-20 - MLD | ₹ 10 Lakh each | 24-04-2019 | 100.02 | 8.24% | 22-04-2022 | Redeemable at par at the end of 1095 days from the date of allotment |
| Series A FY 2019-20 | ₹ 10 Lakh each | 09-06-2019 | 75.53 | 8.65% | 08-04-2022 | Redeemable at par at the end of 1422 days from the date of allotment |
| Redeemance - Series A1 FY 2018-19 (Original issuance series A FY 2018-19) | ₹ 10 Lakh each | 14-01-2018 | 41.18 | 8.65% | 28-04-2022 | Redeemable at par at the end of 1261 days from the date of allotment |
| Series A FY 2018-19 | ₹ 10 Lakh each | 06-06-2018 | 61.69 | 8.60% | 28-04-2022 | Redeemable at par at the end of 1422 days from the date of allotment |
| Series K FY 2018-19 opt 2 | ₹ 25 Lakh each | 22-05-2018 | 11.89 | 8.81% | 20-05-2022 | Redeemable at par at the end of 2555 days from the date of allotment |
| Series M FY 2018-19 opt 1 | ₹ 25 Lakh each | 20-05-2018 | 10.12 | 8.82% | 26-05-2022 | Redeemable at par at the end of 2557 days from the date of allotment |
| Series N FY 2018-19 opt 2 | ₹ 25 Lakh each | 20-05-2018 | 11.81 | 8.81% | 27-05-2022 | Redeemable at par at the end of 2555 days from the date of allotment |
| Series O FY 2018-19 opt 1 | ₹ 10 Lakh each | 09-07-2018 | 48.25 | 8.59% | 10-06-2022 | Redeemable at par at the end of 1435 days from the date of allotment |
| Series B FY 2018-19 opt 1 | ₹ 10 Lakh each | 06-07-2018 | 92.36 | 8.95% | 10-06-2022 | Redeemable at par at the end of 1435 days from the date of allotment |
| Series C FY 2020-21 - MLD | ₹ 10 Lakh each | 02-07-2020 | 48.25 | 7.06% | 01-07-2022 | Redeemable at par at the end of 730 days from the date of allotment |
| Series G FY 2020-21 | ₹ 10 Lakh each | 04-08-2020 | 22.52 | 7.06% | 01-07-2022 | Redeemable at par at the end of 690 days from the date of allotment |
| Series H FY 2020-21 - MLD | ₹ 10 Lakh each | 07-08-2020 | 59.67 | 7.06% | 01-07-2022 | Redeemable at par at the end of 699 days from the date of allotment |
| Series I FY 2020-21 | ₹ 10 Lakh each | 14-08-2020 | 30.99 | 7.06% | 01-07-2022 | Redeemable at par at the end of 680 days from the date of allotment |
| Series L FY 2020-21 - MLD | ₹ 10 Lakh each | 18-09-2020 | 89.21 | 7.06% | 01-07-2022 | Redeemable at par at the end of 651 days from the date of allotment |
| Series G FY 2017-18 opt 2 | ₹ 25 Lakh each | 19-06-2017 | 79.51 | 7.73% | 19-07-2022 | Redeemable at par at the end of 1486 days from the date of allotment |
| Series H FY 2017-18 opt 2 | ₹ 25 Lakh each | 23-06-2017 | 26.52 | 7.81% | 21-07-2022 | Redeemable at par at the end of 1486 days from the date of allotment |
| Series K FY 2015-16 opt 3 | ₹ 25 Lakh each | 28-07-2015 | 8.18 | 8.99% | 28-07-2022 | Redeemable at par at the end of 2557 days from the date of allotment |
| Series W FY 2015-16 opt 5 | ₹ 25 Lakh each | 07-08-2015 | 10.57 | 8.82% | 05-08-2022 | Redeemable at par at the end of 2555 days from the date of allotment |
| Series M FY 2017-18 | ₹ 25 Lakh each | 08-08-2017 | 488.15 | 7.71% | 08-08-2022 | Redeemable at par at the end of 1806 days from the date of allotment |
| Series L FY 2018-19 option 2 | ₹ 10 Lakh each | 24-02-2018 | 50.82 | 8.97% | 08-08-2022 | Redeemable at par at the end of 1592 days from the date of allotment |
| Series O FY 2017-18 opt 2 | ₹ 25 Lakh each | 25-07-2017 | 215.95 | 7.90% | 16-08-2022 | Redeemable at par at the end of 1848 days from the date of allotment |
| Series E FY 2020-21 - MLD | ₹ 10 Lakh each | 17-08-2020 | 95.60 | 6.09% | 17-08-2022 | Redeemable at par at the end of 730 days from the date of allotment |
| Series E FY 2017-18 | ₹ 25 Lakh each | 30-08-2017 | 52.24 | 7.65% | 30-08-2022 | Redeemable at par at the end of 1826 days from the date of allotment |
| Series K FY 2017-18 | ₹ 25 Lakh each | 29-09-2017 | 207.71 | 7.65% | 29-09-2022 | Redeemable at par at the end of 1826 days from the date of allotment |
| Series N FY 2017-18 | ₹ 25 Lakh each | 05-10-2017 | 321.58 | 7.70% | 05-10-2022 | Redeemable at par at the end of 1826 days from the date of allotment |
| Redeemance - Series I FY 2018-19 opt 2 (Original issuance series I FY 2017-18) | ₹ 25 Lakh each | 20-11-2018 | 66.99 | 7.70% | 05-10-2022 | Redeemable at par at the end of 1416 days from the date of allotment |
| Series O FY 2013-14 opt 3 | ₹ 25 Lakh each | 20-10-2013 | 88.78 | 8.69% | 10-10-2022 | Redeemable at par at the end of 2557 days from the date of allotment |
| Series A FY 2013-14 | ₹ 25 Lakh each | 13-11-2013 | 18.54 | 8.60% | 11-11-2022 | Redeemable at par at the end of 2555 days from the date of allotment |
| Series A FY 2018-20 opt 2 | ₹ 10 Lakh each | 29-11-2018 | 641.20 | 8.59% | 29-11-2022 | Redeemable at par at the end of 1096 days from the date of allotment |
| Series T FY 2018-20 opt 2 | ₹ 10 Lakh each | 29-11-2018 | 884.64 | 9.48% | 29-11-2022 | Redeemable at par at the end of 1096 days from the date of allotment |
| Series T FY 2017-18 | ₹ 25 Lakh each | 12-12-2017 | 87.62 | 7.99% | 12-12-2022 | Redeemable at par at the end of 1826 days from the date of allotment |
| Redeemance - Series G FY 2018-19 opt 2 (Original issuance series G FY 2017-18) | ₹ 25 Lakh each | 31-10-2018 | 16.75 | 7.95% | 12-12-2022 | Redeemable at par at the end of 1503 days from the date of allotment |
| Series I option 1 FY 2019-20 (Public Issue-2) | ₹ 1000 each | 23-12-2019 | 30.36 | 8.23% | 23-12-2022 | Redeemable at par at the end of 1096 days from the date of allotment |
| Series I option 2 FY 2019-20 (Public Issue-2) | ₹ 1000 each | 23-12-2019 | 435.54 | 8.45% | 23-12-2022 | Redeemable at par at the end of 1096 days from the date of allotment |
| Series II option 1 FY 2019-20 (Public Issue-2) | ₹ 1000 each | 23-12-2019 | 0.85 | 7.98% | 23-12-2022 | Redeemable at par at the end of 1096 days from the date of allotment |
| Series II option 2 FY 2019-20 (Public Issue-2) | ₹ 1000 each | 23-12-2019 | 43.12 | 8.15% | 23-12-2022 | Redeemable at par at the end of 1096 days from the date of allotment |
| Series III option 1 FY 2019-20 (Public Issue-2) | ₹ 1000 each | 23-12-2019 | 7.48 | 8.28% | 23-12-2022 | Redeemable at par at the end of 1096 days from the date of allotment |
| Series III option 2 FY 2019-20 (Public Issue-2) | ₹ 1000 each | 23-12-2019 | 74.82 | 8.45% | 23-12-2022 | Redeemable at par at the end of 1096 days from the date of allotment |
| Series E FY 2012-13 | ₹ 10 Lakh each | 11-01-2013 | 458.96 | 9.00% | 11-01-2023 | Redeemable at par at the end of 3657 days from the date of allotment |
| Series C FY 2019-20 opt 1 | ₹ 10 Lakh each | 17-03-2020 | 806.43 | 8.57% | 17-03-2023 | Redeemable at par at the end of 1065 days from the date of allotment |
| Series C FY 2019-20 | ₹ 10 Lakh each | 34-01-2020 | 310.80 | 8.25% | 24-04-2023 | Redeemable at par at the end of 1096 days from the date of allotment |
| Series C FY 2018-20 opt 2 | ₹ 10 Lakh each | 17-03-2020 | 806.35 | 8.57% | 17-03-2023 | Redeemable at par at the end of 1096 days from the date of allotment |
| Series A FY 2018-20 | ₹ 10 Lakh each | 28-03-2020 | 251.47 | 7.75% | 28-03-2023 | Redeemable at par at the end of 1096 days from the date of allotment |
| Series P FY 2019-20 | ₹ 10 Lakh each | 04-03-2020 | 75.49 | 7.68% | 03-03-2023 | Redeemable at par at the end of 1094 days from the date of allotment |
| Redeemance - Series I FY 2020-21 opt 2 (Original issuance series I FY 2019-20) | ₹ 10 Lakh each | 17-03-2021 | 23.50 | 7.68% | 03-03-2023 | Redeemable at par at the end of 716 days from the date of allotment |
| Series D FY 2021-22 | ₹ 10 Lakh each | 30-07-2021 | 113.86 | 7.68% | 02-03-2023 | Redeemable at par at the end of 581 days from the date of allotment |
| Series E FY 2021-22 | ₹ 10 Lakh each | 30-09-2021 | 277.02 | 7.68% | 31-03-2023 | Redeemable at par at the end of 518 days from the date of allotment |
| Series F FY 2021-22 option 1 | ₹ 10 Lakh each | 31-08-2021 | 514.36 | 7.68% | 02-03-2023 | Redeemable at par at the end of 549 days from the date of allotment |
| Series G FY 2021-22 | ₹ 10 Lakh each | 04-03-2020 | 20.12 | 7.75% | 15-03-2023 | Redeemable at par at the end of 1101 days from the date of allotment |
| Series M FY 2021-22 | ₹ 10 Lakh each | 15-09-2021 | 51.52 | 5.62% | 15-09-2023 | Redeemable at par at the end of 516 days from the date of allotment |
| Series A FY 2015-16 | ₹ 25 Lakh each | 16-03-2016 | 10.04 | 8.80% | 16-03-2023 | Redeemable at par at the end of 2576 days from the date of allotment |
| Series C FY 2019-20 opt 3 | ₹ 80 Lakh each | 17-02-2020 | 507.45 | 8.52% | 17-02-2023 | Redeemable at par at the end of 1124 days from the date of allotment |
| Series A FY 2020-21 | ₹ 80 Lakh each | 28-04-2020 | 1,159.64 | 7.80% | 28-04-2023 | Redeemable at par at the end of 1091 days from the date of allotment |
| Series L FY 2020-21 opt 3 | ₹ 80 Lakh each | 17-03-2021 | 305.74 | 6.15% | 17-05-2023 | Redeemable at par at the end of 1091 days from the date of allotment |
| Series C FY 2018-19 | ₹ 80 Lakh each | 29-08-2018 | 699.25 | 8.44% | 18-05-2023 | Redeemable at par at the end of 1723 days from the date of allotment |
| Series C FY 2013-14 | ₹ 80 Lakh each | 29-05-2013 | 117.25 | 8.95% | 29-05-2023 | Redeemable at par at the end of 3052 days from the date of allotment |
| Series C FY 2020-21 | ₹ 80 Lakh each | 12-06-2020 | 317.73 | 7.70% | 12-06-2023 | Redeemable at par at the end of 1093 days from the date of allotment |
| Series I FY 2021-22 | ₹ 80 Lakh each | 12-09-2021 | 639.98 | 7.70% | 12-06-2023 | Redeemable at par at the end of 820 days from the date of allotment |
| Series G FY 2016-17 opt 1 | ₹ 25 Lakh each | 01-07-2016 | 10.66 | 8.75% | 30-06-2023 | Redeemable at par at the end of 2553 days from the date of allotment |
| Series A FY 2016-17 - MLD | ₹ 10 Lakh each | 01-07-2016 | 143.12 | 7.00% | 01-07-2023 | Redeemable at par at the end of 1091 days from the date of allotment |
| Series C FY 2020-21 - MLD | ₹ 10 Lakh each | 20-07-2020 | 84.49 | 7.00% | 01-07-2023 | Redeemable at par at the end of 1078 days from the date of allotment |
| Series H FY 2016-17 opt 2 | ₹ 25 Lakh each | 22-02-2016 | 16.96 | 8.70% | 21-07-2023 | Redeemable at par at the end of 2555 days from the date of allotment |
| Series E FY 2018-19 | ₹ 10 Lakh each | 02-08-2018 | 37.05 | 8.86% | 02-08-2023 | Redeemable at par at the end of 1825 days from the date of allotment |
| Series F FY 2018-19 opt 1 | ₹ 10 Lakh each | 09-09-2018 | 518.70 | 7.80% | 08-09-2023 | Redeemable at par at the end of 1094 days from the date of allotment |
| Series G FY 2021-22 - MLD | ₹ 10 Lakh each | 08-09-2021 | 30.83 | 5.12% | 08-09-2023 | Redeemable at par at the end of 730 days from the date of allotment |
| Series F FY 2020-21 | ₹ 10 Lakh each | 02-12-2020 | 609.54 | 5.95% | 01-12-2023 | Redeemable at par at the end of 1094 days from the date of allotment |



| Series details | Face value per debenture | Date of allotment | Balance as at March 31, 2022 | Interest rate % p.a. | Date of redemption | Redeemable terms |
|--|--------------------------|-------------------|------------------------------|----------------------|--------------------|--|
| Series J FY 2018-19 | ₹ 10 Lakh each | 04-01-2018 | 817.16 | 9.00% | 04-01-2024 | Redeemable at par at the end of 1826 days from the date of allotment |
| Series K FY 2018-19 | ₹ 10 Lakh each | 11-01-2018 | 27.52 | 9.00% | 11-01-2024 | Redeemable at par at the end of 1826 days from the date of allotment |
| Series L FY 2018-19 option 2 | ₹ 10 Lakh each | 15-01-2018 | 25.47 | 9.00% | 09-02-2024 | Redeemable at par at the end of 1885 days from the date of allotment |
| Series M FY 2018-19 option 2 | ₹ 10 Lakh each | 03-12-2017 | 53.82 | 9.00% | 09-02-2024 | Redeemable at par at the end of 1798 days from the date of allotment |
| Series N FY 2020-21 | ₹ 10 Lakh each | 09-09-2021 | 451.45 | 6.40% | 01-08-2024 | Redeemable at par at the end of 1094 days from the date of allotment |
| Series O FY 2019-20 option 2 | ₹ 10 Lakh each | 01-07-2019 | 25.16 | 9.00% | 11-03-2024 | Redeemable at par at the end of 1805 days from the date of allotment |
| Series III option 1 FY 2018-19 (Public Issue-1) | ₹ 1000 each | 13-09-2019 | 30.31 | 9.10% | 13-09-2024 | Redeemable at par at the end of 1827 days from the date of allotment |
| Series III option 2 FY 2018-19 (Public Issue-1) | ₹ 1000 each | 13-09-2019 | 235.43 | 9.10% | 13-09-2024 | Redeemable at par at the end of 1827 days from the date of allotment |
| Series IV option 1 FY 2018-19 (Public Issue-1) | ₹ 1000 each | 13-09-2019 | 1.76 | 8.79% | 13-09-2024 | Redeemable at par at the end of 1827 days from the date of allotment |
| Series IV option 2 FY 2018-19 (Public Issue-1) | ₹ 1000 each | 13-09-2019 | 60.06 | 8.89% | 13-09-2024 | Redeemable at par at the end of 1827 days from the date of allotment |
| Series III option 1 FY 2019-20 (Public Issue-1) | ₹ 1000 each | 15-04-2019 | 76.64 | 8.80% | 15-04-2024 | Redeemable at par at the end of 1827 days from the date of allotment |
| Series III option 2 FY 2019-20 (Public Issue-1) | ₹ 1000 each | 15-04-2019 | 301.10 | 9.00% | 15-04-2024 | Redeemable at par at the end of 1826 days from the date of allotment |
| Series IV option 1 FY 2019-20 (Public Issue-1) | ₹ 1000 each | 15-04-2019 | 1.55 | 8.48% | 15-04-2024 | Redeemable at par at the end of 1827 days from the date of allotment |
| Series IV option 2 FY 2019-20 (Public Issue-1) | ₹ 1000 each | 15-04-2019 | 21.88 | 8.60% | 15-04-2024 | Redeemable at par at the end of 1827 days from the date of allotment |
| Series V option 1 FY 2019-20 (Public Issue-1) | ₹ 1000 each | 15-04-2019 | 0.30 | 8.81% | 15-04-2024 | Redeemable at par at the end of 1827 days from the date of allotment |
| Series V option 2 FY 2019-20 (Public Issue-1) | ₹ 1000 each | 15-04-2019 | 22.58 | 9.01% | 15-04-2024 | Redeemable at par at the end of 1827 days from the date of allotment |
| Series H FY 2020-21 | ₹ 10 Lakh each | 10-03-2021 | 50.18 | 6.45% | 10-05-2024 | Redeemable at par at the end of 1157 days from the date of allotment |
| Reissuance - Series A FY 2021-22 | ₹ 10 Lakh each | 30-04-2021 | 802.96 | 6.45% | 10-05-2024 | Redeemable at par at the end of 1126 days from the date of allotment |
| Reissuance - Series C FY 2021-22 | ₹ 10 Lakh each | 27-05-2021 | 202.38 | 6.40% | 10-05-2024 | Redeemable at par at the end of 1079 days from the date of allotment |
| Series E FY 2020-21 opt 2 | ₹ 10 Lakh each | 23-07-2020 | 258.22 | 7.90% | 12-07-2024 | Redeemable at par at the end of 1369 days from the date of allotment |
| Series F FY 2021-22 option 2 | ₹ 10 Lakh each | 31-08-2021 | 517.08 | 5.90% | 30-09-2024 | Redeemable at par at the end of 1095 days from the date of allotment |
| Series K FY 2020-21 opt 2 | ₹ 10 Lakh each | 18-09-2020 | 181.18 | 7.15% | 16-09-2024 | Redeemable at par at the end of 1361 days from the date of allotment |
| Series M FY 2020-21 | ₹ 10 Lakh each | 01-11-2020 | 304.68 | 6.75% | 01-11-2024 | Redeemable at par at the end of 1359 days from the date of allotment |
| Series D FY 2020-21 | ₹ 10 Lakh each | 08-11-2020 | 806.77 | 6.55% | 01-11-2024 | Redeemable at par at the end of 1359 days from the date of allotment |
| Series I FY 2021-22 | ₹ 10 Lakh each | 16-11-2021 | 219.96 | 6.25% | 15-11-2024 | Redeemable at par at the end of 1095 days from the date of allotment |
| Series A FY 2017-18 | ₹ 10 Lakh each | 20-06-2017 | 683.67 | 7.50% | 18-11-2021 | Redeemable at par at the end of 1394 days from the date of allotment |
| Series K FY 2021-22 | ₹ 10 Lakh each | 01-12-2021 | 131.01 | 6.75% | 01-12-2024 | Redeemable at par at the end of 1096 days from the date of allotment |
| Series IV option 1 FY 2019-20 (Public Issue-2) | ₹ 1000 each | 23-12-2019 | 22.61 | 8.45% | 23-12-2024 | Redeemable at par at the end of 1827 days from the date of allotment |
| Series IV option 2 FY 2019-20 (Public Issue-2) | ₹ 1000 each | 23-12-2019 | 339.94 | 8.60% | 23-12-2024 | Redeemable at par at the end of 1827 days from the date of allotment |
| Series V option 1 FY 2019-20 (Public Issue-2) | ₹ 1000 each | 23-12-2019 | 0.79 | 8.15% | 23-12-2024 | Redeemable at par at the end of 1827 days from the date of allotment |
| Series V option 2 FY 2019-20 (Public Issue-2) | ₹ 1000 each | 23-12-2019 | 74.96 | 8.29% | 23-12-2024 | Redeemable at par at the end of 1827 days from the date of allotment |
| Series L FY 2021-22 | ₹ 10 Lakh each | 23-12-2021 | 305.00 | 8.15% | 23-01-2025 | Redeemable at par at the end of 1127 days from the date of allotment |
| Reissuance - Series B FY 2019-20 opt 1 (Original issuance series B FY 2019-20 opt 1) | ₹ 10 Lakh each | 26-02-2020 | 101.16 | 8.45% | 17-02-2025 | Redeemable at par at the end of 1319 days from the date of allotment |
| Series J FY 2015-16 opt 3 | ₹ 25 Lakh each | 10-05-2015 | 47.90 | 8.84% | 10-05-2025 | Redeemable at par at the end of 3651 days from the date of allotment |
| Series M FY 2015-16 opt 3 | ₹ 25 Lakh each | 25-05-2015 | 31.55 | 8.85% | 30-05-2025 | Redeemable at par at the end of 3653 days from the date of allotment |
| Series C FY 2015-16 opt 5 | ₹ 25 Lakh each | 26-05-2015 | 32.33 | 8.90% | 26-05-2025 | Redeemable at par at the end of 3653 days from the date of allotment |
| Series R FY 2015-16 | ₹ 25 Lakh each | 05-06-2015 | 53.14 | 8.84% | 05-06-2025 | Redeemable at par at the end of 3653 days from the date of allotment |
| Series D FY 2015-16 opt 5 | ₹ 25 Lakh each | 05-06-2015 | 36.42 | 8.80% | 05-06-2025 | Redeemable at par at the end of 3653 days from the date of allotment |
| Series B FY 2020-21 | ₹ 10 Lakh each | 08-07-2020 | 394.15 | 7.85% | 09-07-2025 | Redeemable at par at the end of 1826 days from the date of allotment |
| Series I FY 2020-21 | ₹ 10 Lakh each | 10-07-2020 | 863.81 | 7.70% | 10-07-2025 | Redeemable at par at the end of 1826 days from the date of allotment |
| Series J FY 2015-16 opt 4 | ₹ 25 Lakh each | 17-07-2015 | 10.48 | 8.95% | 17-07-2025 | Redeemable at par at the end of 1335 days from the date of allotment |
| Series L FY 2020-21 opt 1 | ₹ 10 Lakh each | 13-07-2020 | 527.30 | 7.95% | 28-07-2025 | Redeemable at par at the end of 1841 days from the date of allotment |
| Series M FY 2021-22 | ₹ 10 Lakh each | 01-02-2022 | 570.89 | 6.45% | 28-09-2025 | Redeemable at par at the end of 1335 days from the date of allotment |
| Series A FY 2013-14 opt 2 | ₹ 25 Lakh each | 08-02-2013 | 52.62 | 8.75% | 08-02-2025 | Redeemable at par at the end of 3651 days from the date of allotment |
| Series B FY 2014-15 opt 2 | ₹ 25 Lakh each | 20-04-2014 | 5.11 | 8.65% | 20-04-2025 | Redeemable at par at the end of 3652 days from the date of allotment |
| Series R FY 2014-15 opt 2 | ₹ 25 Lakh each | 26-05-2014 | 913.13 | 9.30% | 26-05-2025 | Redeemable at par at the end of 2557 days from the date of allotment |
| Series C FY 2019-20 | ₹ 10 Lakh each | 21-07-2019 | 15.88 | 8.55% | 31-07-2025 | Redeemable at par at the end of 2557 days from the date of allotment |
| Series S FY 2019-20 | ₹ 25 Lakh each | 26-10-2019 | 10.33 | 7.90% | 23-10-2025 | Redeemable at par at the end of 3650 days from the date of allotment |
| Series T FY 2016-17 | ₹ 25 Lakh each | 16-11-2016 | 48.18 | 7.99% | 16-11-2025 | Redeemable at par at the end of 3652 days from the date of allotment |
| Series VI option 1 FY 2019-20 (Public Issue-3) | ₹ 1000 each | 23-12-2019 | 25.39 | 8.50% | 23-12-2025 | Redeemable at par at the end of 2557 days from the date of allotment |
| Series VI option 2 FY 2019-20 (Public Issue-3) | ₹ 1000 each | 23-12-2019 | 404.22 | 8.45% | 23-12-2025 | Redeemable at par at the end of 2557 days from the date of allotment |
| Series VI option 1 FY 2019-20 (Public Issue-1) | ₹ 1000 each | 15-04-2019 | 11.33 | 8.85% | 15-04-2027 | Redeemable at par at the end of 2922 days from the date of allotment |
| Series VI option 2 FY 2019-20 (Public Issue-1) | ₹ 1000 each | 15-04-2019 | 879.83 | 9.05% | 15-04-2027 | Redeemable at par at the end of 2922 days from the date of allotment |
| Series IV option 1 FY 2019-20 (Public Issue-1) | ₹ 1000 each | 15-04-2019 | 9.45 | 8.52% | 15-04-2027 | Redeemable at par at the end of 2922 days from the date of allotment |
| Series VI option 2 FY 2019-20 (Public Issue-1) | ₹ 1000 each | 15-04-2019 | 17.41 | 8.70% | 15-04-2027 | Redeemable at par at the end of 2922 days from the date of allotment |
| Series A FY 2013-14 | ₹ 10 Lakh each | 18-10-2013 | 509.70 | 9.70% | 18-10-2028 | Redeemable at par at the end of 6210 days from the date of allotment |
| Series V option 1 FY 2018-19 (Public Issue-3) | ₹ 1000 each | 13-03-2018 | 7.98 | 9.20% | 13-03-2029 | Redeemable at par at the end of 3653 days from the date of allotment |
| Series V option 1 FY 2018-19 (Public Issue-1) | ₹ 1000 each | 13-09-2018 | 110.52 | 9.35% | 13-09-2029 | Redeemable at par at the end of 2853 days from the date of allotment |
| Series VI option 1 FY 2018-19 (Public Issue-1) | ₹ 1000 each | 13-03-2018 | 0.70 | 8.94% | 13-03-2029 | Redeemable at par at the end of 3653 days from the date of allotment |
| Series VI option 2 FY 2018-19 (Public Issue-1) | ₹ 1000 each | 13-09-2018 | 201.36 | 9.98% | 13-03-2029 | Redeemable at par at the end of 3653 days from the date of allotment |
| Reissuance - Series B FY 2019-20 opt 2 (Original issuance series B FY 2019-20 opt 2) | ₹ 10 Lakh each | 28-01-2020 | 278.78 | 8.55% | 28-01-2030 | Redeemable at par at the end of 3653 days from the date of allotment |
| Reissuance - Series B FY 2020-21 opt 3 (Original issuance series B FY 2020-21) | ₹ 10 Lakh each | 13-07-2020 | 393.61 | 8.10% | 28-05-2030 | Redeemable at par at the end of 3637 days from the date of allotment |
| Series I FY 2020-21 opt 2 | ₹ 10 Lakh each | 09-09-2020 | 163.94 | 7.60% | 09-09-2030 | Redeemable at par at the end of 3652 days from the date of allotment |
| Reissuance - Series K FY 2020-21 opt 1 (Original issuance series I FY 2020-21 opt 2) | ₹ 10 Lakh each | 16-09-2020 | 52.23 | 7.60% | 09-09-2030 | Redeemable at par at the end of 3645 days from the date of allotment |
| Series E FY 2017-18 | ₹ 10 Lakh each | 30-12-2020 | 1,528.81 | 7.62% | 30-12-2030 | Redeemable at par at the end of 3652 days from the date of allotment |
| Series B FY 2021-22 | ₹ 10 Lakh each | 19-05-2021 | 1,064.27 | 7.40% | 19-05-2031 | Redeemable at par at the end of 3652 days from the date of allotment |
| | | | 28,327.60 | | | |

Nature of Security:

The Debentures are secured by way of first/second charges, having pari passu right, as the case may be, on the company's specified immovable properties and specified lease/term loan receivables.

Secured redeemable non convertible debentures public issue:

The Company has utilized fund raised through public issue for the purpose of onward lending, financing, refinancing the existing indebtedness of the Company (payment of interest and/or repayment/repayment of principal of borrowings) and general corporate purpose. Total unutilized balance amount of ₹ 0.13 crore is in current account (includes ₹ 0.14 crore unutilized from amount raised in previous year).

Note 13 (b)

Commercial papers (net) as on March 31, 2022

| Repayment Term | Tenure | Interest Range | Balance as at March 31, 2022 (₹ crore) |
|----------------|---------------|----------------|--|
| Bullet | Up to 1 years | upto 7.00% | 6,338.01 |
| Total | | | 6,338.01 |



L&T Finance Limited
Notes forming part of the standalone financial statements

Note 13 (a)

Secured redeemable non convertible debentures as on March 31, 2023

| Series details | Face value per debenture | Date of allotment | Balance as at March 31, 2023 (₹ crore) | Interest rate % p.a. | Date of redemption | Redeemable terms |
|--|--------------------------|-------------------|---|-------------------------|--------------------|---|
| Series L FY 2017-18 | ₹ 25 lakh each | 27-03-2018 | 114.47 | 8.30% | 08-04-2021 | Redeemable at par at the end of 1106 days from the date of allotment. |
| Series V FY 2017-18 | ₹ 25 lakh each | 27-03-2018 | 104.77 | 8.23% | 08-04-2021 | Redeemable at par at the end of 1108 days from the date of allotment. |
| Series A FY 2016-17 opt 2 | ₹ 25 lakh each | 13-04-2016 | 130.15 | 8.70% | 13-04-2021 | Redeemable at par at the end of 1826 days from the date of allotment. |
| Series A FY 2016-17 | ₹ 25 lakh each | 18-04-2016 | 21.66 | 8.71% | 16-04-2021 | Redeemable at par at the end of 1874 days from the date of allotment. |
| Series B FY 2016-17 opt 3 | ₹ 25 lakh each | 21-04-2016 | 48.97 | 8.70% | 21-04-2021 | Redeemable at par at the end of 1826 days from the date of allotment. |
| Series C FY 2016-17 opt 2 | ₹ 25 lakh each | 05-05-2016 | 10.79 | 8.70% | 05-05-2021 | Redeemable at par at the end of 1826 days from the date of allotment. |
| Series C FY 2016-17 opt 2 | ₹ 25 lakh each | 13-06-2016 | 10.70 | 8.80% | 11-06-2021 | Redeemable at par at the end of 1824 days from the date of allotment. |
| Series F FY 2016-17 opt 3 | ₹ 25 lakh each | 14-06-2016 | 25.74 | 8.72% | 14-06-2021 | Redeemable at par at the end of 1826 days from the date of allotment. |
| Series W FY 2017-18 | ₹ 25 lakh each | 28-03-2018 | 95.08 | 8.23% | 21-06-2021 | Redeemable at par at the end of 1181 days from the date of allotment. |
| Reissuance - Series "W" 1-FY 2017-18 (Original Issuance series W FY 2017-18) | ₹ 25 lakh each | 27-07-2018 | 80.21 | 8.23% | 21-06-2021 | Redeemable at par at the end of 1050 days from the date of allotment. |
| Reissuance - Series "W" 2-FY 2017-18 (Original Issuance series W FY 2017-18) | ₹ 25 lakh each | 08-08-2018 | 54.98 | 8.23% | 21-06-2021 | Redeemable at par at the end of 1047 days from the date of allotment. |
| Series B FY 2018-19 opt 2 | ₹ 10 lakh each | 06-07-2018 | 15.63 | 8.80% | 23-06-2021 | Redeemable at par at the end of 1083 days from the date of allotment. |
| Series H FY 2018-19 opt 3 | ₹ 25 lakh each | 22-07-2018 | 5.30 | 8.70% | 22-07-2021 | Redeemable at par at the end of 1826 days from the date of allotment. |
| Series I FY 2016-17 | ₹ 25 lakh each | 26-07-2016 | 63.55 | 8.71% | 26-07-2021 | Redeemable at par at the end of 1826 days from the date of allotment. |
| Series J FY 2016-17 | ₹ 25 lakh each | 28-07-2016 | 264.70 | 8.70% | 28-07-2021 | Redeemable at par at the end of 1826 days from the date of allotment. |
| Series D FY 2018-19 opt 1 | ₹ 10 lakh each | 20-07-2018 | 31.51 | 8.92% | 30-07-2021 | Redeemable at par at the end of 1108 days from the date of allotment. |
| Reissuance - Series D1 FY 2018-19 opt 1 (Original Issuance series D FY 2018-19 opt 1) | ₹ 10 lakh each | 20-08-2018 | 13.62 | 8.92% | 30-07-2021 | Redeemable at par at the end of 1075 days from the date of allotment. |
| Series K FY 2016-17 | ₹ 25 lakh each | 02-08-2016 | 177.64 | 8.70% | 02-08-2021 | Redeemable at par at the end of 1826 days from the date of allotment. |
| Series E FY 2018-19 | ₹ 10 lakh each | 12-08-2018 | 110.21 | 8.71% | 03-08-2021 | Redeemable at par at the end of 1056 days from the date of allotment. |
| Reissuance - Series E1 FY 2018-19 opt 1 (Original Issuance series E FY 2018-19) | ₹ 10 lakh each | 24-10-2018 | 43.27 | 8.71% | 03-08-2021 | Redeemable at par at the end of 1014 days from the date of allotment. |
| Series B FY 2020-21 | ₹ 10 lakh each | 11-03-2020 | 848.64 | 7.50% | 11-08-2021 | Redeemable at par at the end of 457 days from the date of allotment. |
| Series D FY 2018-19 opt 2 | ₹ 10 lakh each | 20-07-2018 | 454.02 | 8.93% | 16-08-2021 | Redeemable at par at the end of 1123 days from the date of allotment. |
| Reissuance - Series D1 FY 2018-19 opt 2 (Original Issuance series D FY 2018-19 opt 2) | ₹ 10 lakh each | 20-08-2018 | 84.34 | 8.93% | 16-08-2021 | Redeemable at par at the end of 1092 days from the date of allotment. |
| Series F FY 2018-19 | ₹ 10 lakh each | 12-09-2018 | 75.35 | 8.82% | 03-09-2021 | Redeemable at par at the end of 1087 days from the date of allotment. |
| Reissuance - Series G FY 2018-19 opt 1 (Original Issuance series F FY 2018-19) | ₹ 10 lakh each | 31-10-2018 | 5.19 | 8.82% | 03-09-2021 | Redeemable at par at the end of 1038 days from the date of allotment. |
| Series M FY 2016-17 | ₹ 25 lakh each | 09-09-2016 | 130.63 | 9.34% | 09-09-2021 | Redeemable at par at the end of 1826 days from the date of allotment. |
| Series I FY 2016-15 | ₹ 25 lakh each | 19-09-2014 | 52.58 | 9.80% | 17-09-2021 | Redeemable at par at the end of 2555 days from the date of allotment. |
| Series D FY 2018-19 | ₹ 10 lakh each | 05-09-2018 | 148.80 | 8.71% | 30-09-2021 | Redeemable at par at the end of 1111 days from the date of allotment. |
| Reissuance - Series D1 FY 2018-19 (Original Issuance series D FY 2018-19) | ₹ 10 lakh each | 21-09-2018 | 52.45 | 8.71% | 20-09-2021 | Redeemable at par at the end of 1095 days from the date of allotment. |
| Series N FY 2016-17 opt 2 | ₹ 25 lakh each | 22-09-2016 | 20.86 | 8.23% | 22-09-2021 | Redeemable at par at the end of 1826 days from the date of allotment. |
| Series C FY 2018-19 opt 2 | ₹ 10 lakh each | 06-07-2018 | 132.49 | 8.92% | 06-10-2021 | Redeemable at par at the end of 1188 days from the date of allotment. |
| Reissuance - Series D3 FY 2018-19 opt 3 (Original Issuance series C FY 2018-19) | ₹ 10 lakh each | 31-08-2018 | 52.18 | 8.92% | 06-10-2021 | Redeemable at par at the end of 1132 days from the date of allotment. |
| Series E1 FY 2018-19 opt 2 | ₹ 10 lakh each | 24-10-2018 | 50.46 | 9.40% | 11-10-2021 | Redeemable at par at the end of 1083 days from the date of allotment. |
| Series S FY 2016-17 | ₹ 25 lakh each | 24-10-2016 | 25.84 | 7.80% | 22-10-2021 | Redeemable at par at the end of 1824 days from the date of allotment. |
| Series J FY 2016-15 opt 3 | ₹ 25 lakh each | 07-11-2014 | 10.37 | 9.45% | 06-11-2021 | Redeemable at par at the end of 2556 days from the date of allotment. |
| Series A FY 2019-20 opt 1 | ₹ 10 lakh each | 29-11-2019 | 383.86 | 8.30% | 29-11-2021 | Redeemable at par at the end of 731 days from the date of allotment. |
| Series A FY 2019-20 opt 1 | ₹ 10 lakh each | 29-11-2019 | 639.59 | 8.40% | 29-11-2021 | Redeemable at par at the end of 731 days from the date of allotment. |
| Series I FY 2014-15 opt 2 | ₹ 25 lakh each | 15-12-2014 | 20.54 | 9.15% | 15-12-2021 | Redeemable at par at the end of 2557 days from the date of allotment. |
| Series 2011B - Scheme 1 (Public Issue) | ₹ 1000 each | 10-01-2012 | 126.52 | 9.00% | 10-01-2022 | Redeemable at par at the end of 3653 days from the date of allotment. |
| Series 2011B - Scheme 2 (Public Issue) | ₹ 1000 each | 10-01-2012 | 679.37 | 9.00% | 10-01-2022 | Redeemable at par at the end of 3653 days from the date of allotment. |
| Series N FY 2014-15 opt 3 | ₹ 25 lakh each | 19-01-2015 | 56.01 | 9.20% | 14-01-2022 | Redeemable at par at the end of 2555 days from the date of allotment. |
| Series C FY 2019-20 opt 4 | ₹ 10 lakh each | 17-02-2020 | 501.96 | 8.10% | 17-02-2022 | Redeemable at par at the end of 731 days from the date of allotment. |
| Series U FY 2016-17 opt 2 | ₹ 25 lakh each | 22-02-2017 | 10.08 | 8.05% | 22-02-2022 | Redeemable at par at the end of 1826 days from the date of allotment. |
| Series P FY 2014-15 opt 2 | ₹ 25 lakh each | 24-02-2015 | 10.09 | 9.10% | 24-02-2022 | Redeemable at par at the end of 2557 days from the date of allotment. |
| Series W FY 2016-17 | ₹ 25 lakh each | 03-03-2017 | 20.12 | 7.95% | 03-03-2022 | Redeemable at par at the end of 1826 days from the date of allotment. |
| Series E1 FY 2018-19 opt 3 | ₹ 10 lakh each | 24-10-2018 | 86.78 | 9.38% | 11-03-2022 | Redeemable at par at the end of 1234 days from the date of allotment. |
| Reissuance - Series F FY 2018-19 (Original Issuance series E1 FY 2018-19 opt 3) | ₹ 10 lakh each | 06-11-2018 | 84.17 | 9.38% | 11-03-2022 | Redeemable at par at the end of 1221 days from the date of allotment. |
| Series G FY 2018-19 opt 2 | ₹ 10 lakh each | 31-10-2018 | 94.43 | 9.48% | 14-03-2022 | Redeemable at par at the end of 1230 days from the date of allotment. |
| Series D FY 2020-21 | ₹ 10 lakh each | 07-07-2020 | 1,023.16 | 7.67% | 18-03-2022 | Redeemable at par at the end of 619 days from the date of allotment. |
| Series 2012A - Scheme 1 (Public Issue) | ₹ 1000 each | 24-03-2012 | 101.12 | 8.70% | 24-03-2022 | Redeemable at par at the end of 3652 days from the date of allotment. |
| Series 2012A - Scheme 2 (Public Issue) | ₹ 1000 each | 24-03-2012 | 605.71 | 8.70% | 24-03-2022 | Redeemable at par at the end of 3652 days from the date of allotment. |
| Series I option 1 FY 2018-19 (Public Issue-1) | ₹ 1000 each | 13-03-2019 | 177.05 | 9.00% | 13-04-2022 | Redeemable at par at the end of 1127 days from the date of allotment. |
| Series I option 2 FY 2018-19 (Public Issue-1) | ₹ 1000 each | 13-03-2019 | 688.87 | 9.10% | 13-04-2022 | Redeemable at par at the end of 1127 days from the date of allotment. |
| Series II option 1 FY 2018-19 (Public Issue-1) | ₹ 1000 each | 13-03-2019 | 6.04 | 9.00% | 13-04-2022 | Redeemable at par at the end of 1127 days from the date of allotment. |
| Series II option 2 FY 2018-19 (Public Issue-1) | ₹ 1000 each | 13-03-2019 | 95.87 | 9.10% | 13-04-2022 | Redeemable at par at the end of 1127 days from the date of allotment. |
| Series I option 1 FY 2019-20 (Public Issue-1) | ₹ 1000 each | 15-04-2019 | 119.69 | 8.70% | 15-04-2022 | Redeemable at par at the end of 1096 days from the date of allotment. |
| Series I option 2 FY 2019-20 (Public Issue-1) | ₹ 1000 each | 15-04-2019 | 208.47 | 8.90% | 15-04-2022 | Redeemable at par at the end of 1096 days from the date of allotment. |
| Series II option 1 FY 2019-20 (Public Issue-1) | ₹ 1000 each | 15-04-2019 | 4.09 | 8.71% | 15-04-2022 | Redeemable at par at the end of 1096 days from the date of allotment. |
| Series II option 2 FY 2019-20 (Public Issue-1) | ₹ 1000 each | 15-04-2019 | 18.96 | 8.91% | 15-04-2022 | Redeemable at par at the end of 1096 days from the date of allotment. |
| Series A FY 2015-16 opt 5 | ₹ 25 lakh each | 16-04-2015 | 43.43 | 8.55% | 15-04-2022 | Redeemable at par at the end of 2556 days from the date of allotment. |
| Series A FY 2019-20 - NLD | ₹ 10 lakh each | 24-04-2019 | 92.26 | 8.35% | 22-04-2022 | Redeemable at par at the end of 1094 days from the date of allotment. |
| Series A FY 2018-19 | ₹ 10 lakh each | 05-06-2018 | 89.52 | 8.85% | 28-04-2022 | Redeemable at par at the end of 1422 days from the date of allotment. |



| Series details | Face value per debenture | Date of allotment | Balance as at March 31, 2021 ('₹ crore) | Interest rate % p.a. | Date of redemption | Redeemable terms |
|---|-----------------------------|----------------------|--|----------------------------|-----------------------|--|
| Reissuance-Series A1 FY 2018-19 (Original issuance series A FY 2018-19) | ₹ 10 lakh each | 14-11-2018 | 37.65 | 8.85% | 28-04-2022 | Redeemable at par at the end of 1261 days from the date of allotment |
| Series A FY 2018-19 | ₹ 10 lakh each | 06-06-2018 | 56.90 | 8.60% | 28-04-2022 | Redeemable at par at the end of 1421 days from the date of allotment |
| Series K FY 2015-16 opt 2 | ₹ 25 lakh each | 23-05-2015 | 11.83 | 8.81% | 10-05-2022 | Redeemable at par at the end of 2553 days from the date of allotment |
| Series M FY 2015-16 opt 3 | ₹ 25 lakh each | 26-05-2015 | 16.12 | 8.81% | 26-05-2022 | Redeemable at par at the end of 2557 days from the date of allotment |
| Series N FY 2015-16 opt 2 | ₹ 25 lakh each | 26-05-2015 | 11.81 | 8.81% | 22-05-2022 | Redeemable at par at the end of 2555 days from the date of allotment |
| Series C FY 2018-19 opt 1 | ₹ 10 lakh each | 06-07-2018 | 44.28 | 8.95% | 10-06-2022 | Redeemable at par at the end of 1435 days from the date of allotment |
| Series B FY 2018-19 opt 1 | ₹ 10 lakh each | 06-07-2018 | 84.77 | 8.95% | 10-06-2022 | Redeemable at par at the end of 1435 days from the date of allotment |
| Series C FY 2020-21 - MLD | ₹ 10 lakh each | 01-07-2020 | 43.02 | 7.00% | 01-07-2022 | Redeemable at par at the end of 730 days from the date of allotment |
| Series G FY 2020-21 | ₹ 10 lakh each | 04-08-2020 | 21.02 | 7.00% | 01-07-2022 | Redeemable at par at the end of 596 days from the date of allotment |
| Series H FY 2020-21 - MLD | ₹ 10 lakh each | 07-08-2020 | 55.71 | 7.00% | 01-07-2022 | Redeemable at par at the end of 593 days from the date of allotment |
| Series I FY 2020-21 | ₹ 10 lakh each | 14-08-2020 | 28.91 | 7.00% | 01-07-2022 | Redeemable at par at the end of 586 days from the date of allotment |
| Series L FY 2020-21 - MLD | ₹ 10 lakh each | 18-09-2020 | 31.00 | 7.00% | 01-07-2022 | Redeemable at par at the end of 551 days from the date of allotment |
| Series G FY 2017-18 opt 2 | ₹ 25 lakh each | 19-06-2017 | 75.51 | 7.72% | 19-07-2022 | Redeemable at par at the end of 1855 days from the date of allotment |
| Series H FY 2017-18 opt 2 | ₹ 25 lakh each | 21-06-2017 | 26.52 | 7.81% | 21-07-2022 | Redeemable at par at the end of 1855 days from the date of allotment |
| Series K FY 2015-16 opt 3 | ₹ 25 lakh each | 28-07-2015 | 8.18 | 8.90% | 28-07-2022 | Redeemable at par at the end of 2557 days from the date of allotment |
| Series W FY 2015-16 opt 3 | ₹ 25 lakh each | 07-08-2015 | 10.57 | 8.82% | 09-08-2022 | Redeemable at par at the end of 2552 days from the date of allotment |
| Series M FY 2017-18 | ₹ 25 lakh each | 08-08-2017 | 408.12 | 7.71% | 09-08-2022 | Redeemable at par at the end of 1825 days from the date of allotment |
| Series L FY 2018-19 option 2 | ₹ 10 lakh each | 24-01-2019 | 50.81 | 8.93% | 08-08-2022 | Redeemable at par at the end of 1292 days from the date of allotment |
| Series D FY 2017-18 opt 2 | ₹ 25 lakh each | 25-07-2017 | 215.93 | 7.80% | 18-08-2022 | Redeemable at par at the end of 1843 days from the date of allotment |
| Series O FY 2020-21 - MLD | ₹ 10 lakh each | 17-08-2020 | 31.81 | 6.05% | 17-08-2022 | Redeemable at par at the end of 730 days from the date of allotment |
| Series K FY 2017-18 | ₹ 25 lakh each | 30-08-2017 | 52.24 | 7.65% | 30-08-2022 | Redeemable at par at the end of 1825 days from the date of allotment |
| Series K FY 2017-18 | ₹ 25 lakh each | 29-09-2017 | 207.71 | 7.65% | 29-09-2022 | Redeemable at par at the end of 1825 days from the date of allotment |
| Series K FY 2017-18 | ₹ 25 lakh each | 06-10-2017 | 321.57 | 7.70% | 06-10-2022 | Redeemable at par at the end of 1825 days from the date of allotment |
| Reissuance-Series H FY 2018-19 opt 2 (Original issuance series N FY 2017-18) | ₹ 25 lakh each | 20-11-2018 | 65.97 | 7.70% | 06-10-2022 | Redeemable at par at the end of 1415 days from the date of allotment |
| Series O FY 2015-16 opt 3 | ₹ 25 lakh each | 20-10-2015 | 33.75 | 8.65% | 20-10-2022 | Redeemable at par at the end of 2557 days from the date of allotment |
| Series AG FY 2015-16 | ₹ 25 lakh each | 13-11-2015 | 18.59 | 8.60% | 11-11-2022 | Redeemable at par at the end of 2555 days from the date of allotment |
| Series A FY 2019-20 opt 2 | ₹ 10 lakh each | 29-11-2019 | 382.00 | 8.48% | 29-11-2022 | Redeemable at par at the end of 1095 days from the date of allotment |
| Series A FY 2019-20 opt 2 | ₹ 10 lakh each | 29-11-2019 | 638.48 | 8.55% | 29-11-2022 | Redeemable at par at the end of 1095 days from the date of allotment |
| Series T FY 2017-18 | ₹ 25 lakh each | 12-12-2017 | 85.99 | 7.95% | 12-12-2022 | Redeemable at par at the end of 1825 days from the date of allotment |
| Reissuance-Series G FY 2018-19 opt 3 (Original issuance series T FY 2017-18) | ₹ 25 lakh each | 31-10-2018 | 18.54 | 7.95% | 12-12-2022 | Redeemable at par at the end of 1503 days from the date of allotment |
| Series I option 1 FY 2019-20 (Public issue-2) | ₹ 1000 each | 23-12-2019 | 30.24 | 8.25% | 23-12-2022 | Redeemable at par at the end of 1095 days from the date of allotment |
| Series I option 2 FY 2019-20 (Public issue-2) | ₹ 1000 each | 23-12-2019 | 423.83 | 8.45% | 23-12-2022 | Redeemable at par at the end of 1095 days from the date of allotment |
| Series I option 1 FY 2019-20 (Public issue-2) | ₹ 1000 each | 23-12-2019 | 8.88 | 8.26% | 23-12-2022 | Redeemable at par at the end of 1095 days from the date of allotment |
| Series I option 2 FY 2019-20 (Public issue-2) | ₹ 1000 each | 23-12-2019 | 68.71 | 8.46% | 23-12-2022 | Redeemable at par at the end of 1095 days from the date of allotment |
| Series II option 1 FY 2019-20 (Public issue-2) | ₹ 1000 each | 23-12-2019 | 0.85 | 7.96% | 23-12-2022 | Redeemable at par at the end of 1095 days from the date of allotment |
| Series II option 2 FY 2019-20 (Public issue-2) | ₹ 1000 each | 23-12-2019 | 43.14 | 8.15% | 23-12-2022 | Redeemable at par at the end of 1095 days from the date of allotment |
| Series E FY 2012-13 | ₹ 10 lakh each | 11-01-2013 | 455.84 | 9.00% | 15-01-2023 | Redeemable at par at the end of 3652 days from the date of allotment |
| Series E FY 2019-20 opt 1 | ₹ 10 lakh each | 17-02-2020 | 804.46 | 8.50% | 17-02-2023 | Redeemable at par at the end of 1065 days from the date of allotment |
| Series E FY 2019-20 | ₹ 10 lakh each | 24-01-2020 | 410.39 | 8.25% | 24-01-2023 | Redeemable at par at the end of 1095 days from the date of allotment |
| Series E FY 2019-20 opt 2 | ₹ 10 lakh each | 17-02-2020 | 804.46 | 8.50% | 17-02-2023 | Redeemable at par at the end of 1095 days from the date of allotment |
| Series E FY 2019-20 | ₹ 10 lakh each | 28-02-2020 | 251.00 | 7.75% | 28-02-2023 | Redeemable at par at the end of 1066 days from the date of allotment |
| Series F FY 2019-20 | ₹ 10 lakh each | 03-03-2020 | 75.41 | 7.68% | 03-03-2023 | Redeemable at par at the end of 1094 days from the date of allotment |
| Reissuance-Series I FY 2020-21 opt 2 (Original issuance series F FY 2019-20) | ₹ 10 lakh each | 17-03-2021 | 25.89 | 7.68% | 03-03-2023 | Redeemable at par at the end of 716 days from the date of allotment |
| Series E FY 2019-20 | ₹ 10 lakh each | 04-03-2020 | 20.11 | 7.75% | 15-03-2023 | Redeemable at par at the end of 1105 days from the date of allotment |
| Series AK FY 2015-16 | ₹ 25 lakh each | 16-03-2016 | 10.04 | 8.80% | 16-03-2023 | Redeemable at par at the end of 2556 days from the date of allotment |
| Series C FY 2019-20 opt 3 | ₹ 10 lakh each | 17-03-2020 | 905.82 | 8.50% | 17-03-2023 | Redeemable at par at the end of 1124 days from the date of allotment |
| Series A FY 2020-21 | ₹ 10 lakh each | 28-04-2020 | 1,148.77 | 7.80% | 28-04-2023 | Redeemable at par at the end of 1095 days from the date of allotment |
| Series I FY 2020-21 opt 1 | ₹ 10 lakh each | 17-03-2021 | 300.73 | 6.15% | 17-05-2023 | Redeemable at par at the end of 791 days from the date of allotment |
| Series G FY 2018-19 | ₹ 10 lakh each | 29-08-2018 | 488.14 | 8.44% | 18-05-2023 | Redeemable at par at the end of 1723 days from the date of allotment |
| Series E FY 2013-14 | ₹ 10 lakh each | 29-05-2013 | 117.73 | 9.35% | 29-05-2023 | Redeemable at par at the end of 3652 days from the date of allotment |
| Series C FY 2020-21 | ₹ 10 lakh each | 12-06-2020 | 317.04 | 7.70% | 12-06-2023 | Redeemable at par at the end of 1095 days from the date of allotment |
| Series G FY 2015-17 opt 1 | ₹ 25 lakh each | 01-07-2015 | 10.65 | 8.75% | 30-06-2023 | Redeemable at par at the end of 2555 days from the date of allotment |
| Series A FY 2020-21 - MLD | ₹ 10 lakh each | 03-07-2020 | 130.57 | 7.00% | 05-07-2023 | Redeemable at par at the end of 1095 days from the date of allotment |
| Series H FY 2020-21 - MLD | ₹ 10 lakh each | 20-07-2020 | 79.22 | 7.00% | 08-07-2023 | Redeemable at par at the end of 1078 days from the date of allotment |
| Series H FY 2019-17 opt 2 | ₹ 25 lakh each | 22-07-2016 | 15.96 | 8.70% | 21-07-2023 | Redeemable at par at the end of 2555 days from the date of allotment |
| Series E FY 2018-19 | ₹ 10 lakh each | 02-08-2018 | 37.05 | 8.86% | 02-08-2023 | Redeemable at par at the end of 1826 days from the date of allotment |
| Series J FY 2020-21 opt 1 | ₹ 10 lakh each | 09-08-2020 | 517.52 | 7.30% | 08-09-2023 | Redeemable at par at the end of 1094 days from the date of allotment |
| Series J FY 2020-21 | ₹ 10 lakh each | 02-12-2020 | 608.34 | 5.85% | 01-12-2023 | Redeemable at par at the end of 1094 days from the date of allotment |
| Series J FY 2018-19 | ₹ 10 lakh each | 04-01-2019 | 817.16 | 9.00% | 04-01-2024 | Redeemable at par at the end of 1826 days from the date of allotment |
| Series K FY 2018-19 | ₹ 10 lakh each | 11-01-2019 | 27.52 | 8.50% | 11-01-2024 | Redeemable at par at the end of 1826 days from the date of allotment |
| Series K FY 2018-19 option 2 | ₹ 10 lakh each | 11-01-2019 | 25.45 | 9.00% | 08-02-2024 | Redeemable at par at the end of 1855 days from the date of allotment |
| Series G FY 2020-21 | ₹ 10 lakh each | 09-03-2021 | 951.01 | 6.40% | 01-09-2024 | Redeemable at par at the end of 1094 days from the date of allotment |
| Series N FY 2018-19 option 2 | ₹ 10 lakh each | 01-04-2019 | 15.36 | 9.02% | 11-09-2024 | Redeemable at par at the end of 1265 days from the date of allotment |
| Series II option 1 FY 2018-19 (Public issue-2) | ₹ 1000 each | 13-03-2019 | 30.24 | 9.10% | 13-03-2024 | Redeemable at par at the end of 1827 days from the date of allotment |
| Series II option 2 FY 2018-19 (Public issue-2) | ₹ 1000 each | 13-03-2019 | 335.06 | 9.25% | 13-03-2024 | Redeemable at par at the end of 1827 days from the date of allotment |
| Series IV option 1 FY 2018-19 (Public issue-1) | ₹ 1000 each | 13-03-2019 | 1.76 | 8.75% | 13-03-2024 | Redeemable at par at the end of 1827 days from the date of allotment |
| Series IV option 2 FY 2018-19 (Public issue-1) | ₹ 1000 each | 13-03-2019 | 59.92 | 8.89% | 13-03-2024 | Redeemable at par at the end of 1827 days from the date of allotment |
| Series III option 1 FY 2018-20 (Public issue-1) | ₹ 1000 each | 15-04-2019 | 78.45 | 8.50% | 15-04-2024 | Redeemable at par at the end of 1827 days from the date of allotment |
| Series III option 2 FY 2018-20 (Public issue-1) | ₹ 1000 each | 15-04-2019 | 200.89 | 9.00% | 15-04-2024 | Redeemable at par at the end of 1827 days from the date of allotment |
| Series IV option 1 FY 2019-20 (Public issue-1) | ₹ 1000 each | 15-04-2019 | 1.55 | 8.48% | 15-04-2024 | Redeemable at par at the end of 1827 days from the date of allotment |
| Series IV option 2 FY 2019-20 (Public issue-1) | ₹ 1000 each | 15-04-2019 | 21.82 | 8.68% | 15-04-2024 | Redeemable at par at the end of 1827 days from the date of allotment |
| Series V option 1 FY 2019-20 (Public issue-1) | ₹ 1000 each | 15-04-2019 | 0.77 | 8.81% | 15-04-2024 | Redeemable at par at the end of 1827 days from the date of allotment |
| Series V option 2 FY 2019-20 (Public issue-1) | ₹ 1000 each | 15-04-2019 | 21.58 | 9.01% | 15-04-2024 | Redeemable at par at the end of 1827 days from the date of allotment |
| Series H FY 2020-21 | ₹ 10 lakh each | 10-08-2021 | 80.18 | 6.45% | 10-05-2024 | Redeemable at par at the end of 1157 days from the date of allotment |
| Series E FY 2020-21 opt 2 | ₹ 10 lakh each | 13-07-2020 | 257.37 | 7.90% | 12-07-2024 | Redeemable at par at the end of 1460 days from the date of allotment |



| Series details | Face value per debenture | Date of allotment | Balance as at March 31, 2021 (₹ crore) | Interest rate % p.a. | Date of redemption | Redeemable terms |
|---|--------------------------|-------------------|--|----------------------|--------------------|---|
| Series K FY 2020-21 opt 2 | ₹ 10 lakh each | 16-09-2020 | 190.88 | 7.15% | 16-09-2024 | Redeemable at par at the end of 1461 days from the date of allotment. |
| Series M FY 2020-21 | ₹ 10 lakh each | 09-11-2020 | 204.26 | 6.75% | 01-11-2024 | Redeemable at par at the end of 1459 days from the date of allotment. |
| Series O FY 2020-21 | ₹ 10 lakh each | 03-11-2020 | 306.29 | 6.55% | 01-11-2024 | Redeemable at par at the end of 1459 days from the date of allotment. |
| Series A FY 2017-18 | ₹ 10 lakh each | 29-06-2017 | 682.92 | 7.59% | 18-11-2024 | Redeemable at par at the end of 2696 days from the date of allotment. |
| Series V option 1 FY 2019-20 (Public Issue-2) | ₹ 1000 each | 23-12-2019 | 23.55 | 8.45% | 23-12-2024 | Redeemable at par at the end of 1827 days from the date of allotment. |
| Series V option 2 FY 2019-20 (Public Issue-2) | ₹ 1000 each | 23-12-2019 | 330.14 | 8.60% | 23-12-2024 | Redeemable at par at the end of 1827 days from the date of allotment. |
| Series V option 1 FY 2019-20 (Public Issue-2) | ₹ 1000 each | 23-12-2019 | 0.79 | 8.15% | 23-12-2024 | Redeemable at par at the end of 1827 days from the date of allotment. |
| Series V option 2 FY 2019-20 (Public Issue-2) | ₹ 1000 each | 23-12-2019 | 74.77 | 8.29% | 23-12-2024 | Redeemable at par at the end of 1827 days from the date of allotment. |
| Series B FY 2019-20 opt 1 | ₹ 10 lakh each | 28-01-2020 | 64.97 | 8.45% | 17-02-2025 | Redeemable at par at the end of 1847 days from the date of allotment. |
| Reissuance - Series B1 FY 2019-20 opt 1 (Original Issuance series B FY 2019-20 opt 1) | ₹ 10 lakh each | 05-02-2020 | 36.36 | 8.45% | 17-02-2025 | Redeemable at par at the end of 1839 days from the date of allotment. |
| Series I FY 2015-16 opt 3 | ₹ 25 lakh each | 19-05-2015 | 47.90 | 8.84% | 19-05-2025 | Redeemable at par at the end of 3653 days from the date of allotment. |
| Series C FY 2015-16 opt 5 | ₹ 25 lakh each | 26-05-2015 | 32.27 | 8.90% | 26-05-2025 | Redeemable at par at the end of 3653 days from the date of allotment. |
| Series M FY 2015-16 opt 2 | ₹ 25 lakh each | 26-05-2015 | 21.50 | 8.85% | 26-05-2025 | Redeemable at par at the end of 3653 days from the date of allotment. |
| Series O FY 2015-16 opt 3 | ₹ 25 lakh each | 05-06-2015 | 26.83 | 8.90% | 05-06-2025 | Redeemable at par at the end of 3653 days from the date of allotment. |
| Series I FY 2015-16 | ₹ 25 lakh each | 05-06-2015 | 53.61 | 8.84% | 05-06-2025 | Redeemable at par at the end of 3653 days from the date of allotment. |
| Series B FY 2020-21 | ₹ 10 lakh each | 09-07-2020 | 293.90 | 7.85% | 09-07-2025 | Redeemable at par at the end of 1825 days from the date of allotment. |
| Series D FY 2020-21 | ₹ 10 lakh each | 10-07-2020 | 363.63 | 7.75% | 10-07-2025 | Redeemable at par at the end of 1826 days from the date of allotment. |
| Series I FY 2015-16 opt 4 | ₹ 25 lakh each | 17-07-2015 | 10.63 | 8.95% | 17-07-2025 | Redeemable at par at the end of 3653 days from the date of allotment. |
| Series E FY 2020-21 opt 1 | ₹ 10 lakh each | 13-07-2020 | 520.90 | 7.95% | 29-07-2025 | Redeemable at par at the end of 1841 days from the date of allotment. |
| Series A FY 2015-16 opt 2 | ₹ 25 lakh each | 08-02-2016 | 52.61 | 8.75% | 05-02-2026 | Redeemable at par at the end of 3651 days from the date of allotment. |
| Series B FY 2015-17 opt 3 | ₹ 25 lakh each | 30-04-2016 | 5.41 | 8.65% | 25-04-2026 | Redeemable at par at the end of 3652 days from the date of allotment. |
| Series B FY 2019-20 | ₹ 10 lakh each | 28-05-2019 | 913.12 | 8.80% | 28-05-2026 | Redeemable at par at the end of 2557 days from the date of allotment. |
| Series C FY 2019-20 | ₹ 10 lakh each | 31-07-2019 | 13.85 | 8.55% | 31-07-2026 | Redeemable at par at the end of 2557 days from the date of allotment. |
| Series E FY 2019-17 | ₹ 25 lakh each | 25-10-2016 | 10.33 | 7.90% | 23-10-2026 | Redeemable at par at the end of 3650 days from the date of allotment. |
| Series F FY 2015-17 | ₹ 25 lakh each | 16-11-2016 | 48.36 | 7.95% | 15-11-2026 | Redeemable at par at the end of 3652 days from the date of allotment. |
| Series V option 1 FY 2019-20 (Public Issue-2) | ₹ 1000 each | 23-12-2019 | 25.35 | 8.50% | 23-12-2026 | Redeemable at par at the end of 2557 days from the date of allotment. |
| Series V option 2 FY 2019-20 (Public Issue-2) | ₹ 1000 each | 23-12-2019 | 403.53 | 8.65% | 23-12-2026 | Redeemable at par at the end of 2557 days from the date of allotment. |
| Series VI option 1 FY 2019-20 (Public Issue-1) | ₹ 1000 each | 15-04-2019 | 11.32 | 8.85% | 15-04-2027 | Redeemable at par at the end of 2922 days from the date of allotment. |
| Series VI option 2 FY 2019-20 (Public Issue-1) | ₹ 1000 each | 15-04-2019 | 379.23 | 9.05% | 15-04-2027 | Redeemable at par at the end of 2922 days from the date of allotment. |
| Series VII option 1 FY 2019-20 (Public Issue-1) | ₹ 1000 each | 15-04-2019 | 0.45 | 8.52% | 15-04-2027 | Redeemable at par at the end of 2922 days from the date of allotment. |
| Series VII option 2 FY 2019-20 (Public Issue-1) | ₹ 1000 each | 15-04-2019 | 17.38 | 8.70% | 15-04-2027 | Redeemable at par at the end of 2922 days from the date of allotment. |
| Series A FY 2011-12 | ₹ 10 lakh each | 18-10-2011 | 509.70 | 9.70% | 18-10-2028 | Redeemable at par at the end of 4210 days from the date of allotment. |
| Series C option 1 FY 2018-19 (Public Issue-1) | ₹ 1000 each | 13-03-2019 | 7.97 | 9.20% | 13-03-2029 | Redeemable at par at the end of 3655 days from the date of allotment. |
| Series V option 2 FY 2018-19 (Public Issue-1) | ₹ 1000 each | 13-03-2019 | 110.38 | 9.35% | 13-03-2029 | Redeemable at par at the end of 3653 days from the date of allotment. |
| Series VI option 1 FY 2018-19 (Public Issue-1) | ₹ 1000 each | 13-03-2019 | 0.70 | 8.84% | 13-03-2029 | Redeemable at par at the end of 3653 days from the date of allotment. |
| Series VI option 2 FY 2018-19 (Public Issue-1) | ₹ 1000 each | 13-03-2019 | 101.24 | 8.98% | 13-03-2029 | Redeemable at par at the end of 3653 days from the date of allotment. |
| Series B FY 2019-20 opt 2 | ₹ 10 lakh each | 28-01-2020 | 58.88 | 8.55% | 28-01-2030 | Redeemable at par at the end of 3653 days from the date of allotment. |
| Reissuance - Series B2 FY 2019-20 opt 2 (Original Issuance series B FY 2019-20 opt 2) | ₹ 10 lakh each | 11-02-2020 | 219.86 | 8.55% | 28-01-2030 | Redeemable at par at the end of 3639 days from the date of allotment. |
| Reissuance - Series B FY 2020-21 | ₹ 10 lakh each | 30-06-2020 | 142.71 | 8.10% | 28-06-2030 | Redeemable at par at the end of 3650 days from the date of allotment. |
| Reissuance - Series B FY 2020-21 opt 3 (Original Issuance series B FY 2020-21) | ₹ 10 lakh each | 13-07-2020 | 250.90 | 8.10% | 28-06-2030 | Redeemable at par at the end of 3637 days from the date of allotment. |
| Series J FY 2020-21 opt 2 | ₹ 10 lakh each | 09-09-2020 | 103.90 | 7.65% | 09-09-2030 | Redeemable at par at the end of 3652 days from the date of allotment. |
| Reissuance - Series K FY 2020-21 opt 1 (Original Issuance series J FY 2020-21 opt 2) | ₹ 10 lakh each | 16-09-2020 | 52.24 | 7.65% | 09-09-2030 | Redeemable at par at the end of 3645 days from the date of allotment. |
| Series N FY 2020-21 | ₹ 10 lakh each | 30-12-2020 | 1,528.81 | 7.62% | 30-12-2030 | Redeemable at par at the end of 3652 days from the date of allotment. |
| | | | 31,380.80 | | | |

Nature of Security:

The Debentures are secured by way of first/second charges, having pari passu right, as the case may be, on the company's specified immovable properties and specified lease/term loan receivables.

Secured redeemable non convertible debentures public issue:

The Company has utilised fund raised through public issue for the purpose of onward lending, financing, refinancing the existing indebtedness of the Company (payment of interest and/or repayment/prepayment of principal of borrowings) and general corporate purpose. Total utilised balance amount of ₹0.14 crore is in current account (includes ₹4.44 crore utilised from

Note 13 (b)

Commercial papers (net) as on March 31, 2021: Unsecured

| Repayment Term | Tenure | Interest Range | Balance as at March 31, 2021 |
|----------------|---------------|----------------|------------------------------|
| Bullet | Up to 1 years | upto 7.00% | 5,849.68 |
| Total: | | | 5849.68 |



L&T Finance Limited
Notes forming part of the standalone financial statements

| Note 14 : Borrowings (other than debt securities) | | ₹ in crore | |
|---|-------------------------|-------------------------|--|
| Particulars | As at March 31, 2022 | As at March 31, 2021 | |
| (A) | | | |
| (i) At amortised cost | | | |
| (a) Term loans | | | |
| (i) from banks (refer note 14 (a)) | 13,597.77 | 17,126.81 | |
| (ii) from financial institutions (refer note 14 (a-1)) | 5,148.83 | 1,691.78 | |
| (b) Term loans from bank - FCNR (refer note 14 (b)) | - | 99.81 | |
| (c) External commercial borrowings (refer note 14 (c)) | 4,121.00 | 3,989.00 | |
| (d) Loan from related parties (refer note 14 (d) and note 33) | 1,037.59 | 1,075.53 | |
| (e) Loan repayable on demand | | | |
| (i) from banks (refer note 14 (e)) | 16,451.21 | 14,675.18 | |
| Total borrowings (other than debt securities) (A) | 40,356.40 | 38,658.11 | |
| (B) | | | |
| (i) Borrowings (other than debt securities) in India | | | |
| (i) At amortised cost | 36,235.40 | 34,669.11 | |
| (ii) At fair value through profit or loss | - | - | |
| (iii) Designated at fair value through profit or loss | - | - | |
| Total borrowings (other than debt securities) in India (I = i+ii+iii) | 36,235.40 | 34,669.11 | |
| (ii) Borrowings (other than debt securities) outside India | | | |
| (i) At amortised Cost | 4,121.00 | 3,989.00 | |
| (ii) At fair value through profit or loss | - | - | |
| (iii) Designated at fair value through profit or loss | - | - | |
| Total borrowings (other than debt securities) in outside India (II = i+ii+iii) | 4,121.00 | 3,989.00 | |
| Total borrowings (other than debt securities) (B) = (i)+(ii) | 40,356.40 | 38,658.11 | |



L&T Finance Limited
Notes forming part of the standalone financial statements

Note 14 (a)

Term loans from bank as on March 31, 2022 : Secured¹

| Repayment Term | Tenure | Interest Range | Balance as at March 31, 2022 (₹crore) |
|----------------|---------------|----------------|---------------------------------------|
| Bullet | Up to 5 Years | Upto 7.00% | 1,200.01 |
| | Up to 5 Years | 7.01% - 8.00% | 199.89 |
| Annually | Up to 5 Years | Upto 7.00% | 1,701.08 |
| | Up to 5 Years | 7.01% - 8.00% | 150.03 |
| Half Yearly | Up to 5 Years | Upto 7.00% | 4,541.80 |
| | Up to 5 Years | 7.01% - 8.00% | 2,234.81 |
| Quarterly | Up to 5 Years | Upto 7.00% | 2,954.08 |
| | Up to 5 Years | 7.01% - 8.00% | 616.06 |
| Total | | | 13,597.77 |

Term loans from bank as on March 31, 2021 : Secured¹

| Repayment Term | Tenure | Interest Range | Balance as at March 31, 2021 (₹crore) |
|----------------|---------------|----------------|---------------------------------------|
| Bullet | Up to 5 Years | Upto 7.00% | 350.01 |
| | Up to 5 Years | 7.01% - 8.00% | 1,949.77 |
| Annually | Up to 5 Years | Upto 7.00% | 677.09 |
| | Up to 5 Years | 7.01% - 8.00% | 630.13 |
| Half Yearly | Up to 5 Years | Upto 7.00% | 2,365.20 |
| | Up to 5 Years | 7.01% - 8.00% | 3,901.11 |
| | Above 5 Years | 7.01% - 8.00% | 1,000.00 |
| | Up to 5 Years | 8.01% - 9.00% | 248.74 |
| Quarterly | Up to 5 Years | Upto 7.00% | 675.11 |
| | Up to 5 Years | 7.01% - 8.00% | 5,329.65 |
| Total | | | 17,126.81 |

Nature of Security :

¹ Term loan from bank is secured by hypothecation of specified lease/term loan receivables.

Note 14 (a-1)

Term loans from financial institutions as on March 31, 2022 : Secured²

| Repayment Term | Tenure | Interest Range | Balance as at March 31, 2022 (₹crore) |
|----------------|---------------|----------------|---------------------------------------|
| Annual | Up to 5 Years | Upto 7.00% | 249.28 |
| Half Yearly | Up to 5 Years | Upto 7.00% | 2,040.22 |
| Quarterly | Above 5 Years | Upto 7.00% | 2,859.33 |
| Total | | | 5,148.83 |

Term loans from financial institutions as on March 31, 2021 : Secured²

| Repayment Term | Tenure | Interest Range | Balance as at March 31, 2021 (₹crore) |
|----------------|---------------|----------------|---------------------------------------|
| Annual | Up to 5 Years | Upto 7.00% | 498.33 |
| Half Yearly | Up to 5 Years | 8.01% - 9.00% | 114.57 |
| Quarterly | Above 5 Years | Upto 7.00% | 1,078.88 |
| Total | | | 1,691.78 |

Nature of Security :

² Term loan from financial institutions is secured by hypothecation of specified lease/term loan receivables.



L&T Finance Limited
Notes forming part of the standalone financial statements

Note 14 (b)

Term loans from bank- FCNR as on March 31, 2022 : Secured³

| Repayment Term | Tenure | Interest Range | Balance as at March 31, 2022 (₹crore) |
|----------------|--------|----------------|---------------------------------------|
| - | - | - | - |

Term loans from bank- FCNR as on March 31, 2021 : Secured³

| Repayment Term | Tenure | Interest Range | Balance as at March 31, 2021 (₹crore) |
|----------------|---------------|----------------|---------------------------------------|
| Bullet | Up to 5 Years | Upto 7.00% | 99.81 |
| Total | | | 99.81 |

Nature of Security :

³Term loan from bank is secured by hypothecation of specified lease/term loan receivables.

Note 14 (c)

External commercial borrowings as on March 31, 2022 : Secured⁴

| Repayment Term | Tenure | Interest Range | Balance as at March 31, 2022 (₹crore) |
|----------------|---------------|----------------|---------------------------------------|
| Bullet | Up to 5 Years | Upto 7.00% | 751.88 |
| | Up to 5 Years | 8.01% - 9.00% | 2,899.30 |
| Total | | | 3,651.18 |

External commercial borrowings as on March 31, 2022 : Unsecured

| Repayment Term | Tenure | Interest Range | Balance as at March 31, 2022 (₹crore) |
|----------------|---------------|----------------|---------------------------------------|
| Bullet | Up to 5 Years | 8.01% - 9.00% | 469.82 |
| Total | | | 469.82 |

Total of External commercial borrowings as on March 31, 2022 4,121.00

External commercial borrowings as on March 31, 2021 : Secured⁴

| Repayment Term | Tenure | Interest Range | Balance as at March 31, 2021 (₹crore) |
|----------------|---------------|----------------|---------------------------------------|
| Bullet | Up to 5 Years | Upto 7.00% | 748.18 |
| | Up to 5 Years | 8.01% - 9.00% | 2,788.91 |
| Total | | | 3,537.09 |

External commercial borrowings as on March 31, 2021 : Unsecured

| Repayment Term | Tenure | Interest Range | Balance as at March 31, 2021 (₹crore) |
|----------------|---------------|----------------|---------------------------------------|
| Bullet | Up to 5 Years | 8.01% - 9.00% | 451.91 |
| Total | | | 451.91 |

Total of External commercial borrowings as on March 31, 2021 3,989.00

Nature of Security :

⁴External commercial borrowings Loan is secured against first charge on specific receivables pertaining to Farm Equipments.



L&T Finance Limited
Notes forming part of the standalone financial statements

Note 14 (d)

Loan from related parties as on March 31, 2022 : Unsecured

| Repayment Term | Tenure | Interest Range | Balance as at March 31, 2022 (₹crore) |
|----------------|--------------|----------------|---------------------------------------|
| Bullet | Up to 1 Year | Upto 6.50% | 1,037.59 |
| Total | | | 1,037.59 |

Loan from related parties as on March 31, 2021 : Unsecured

| Repayment Term | Tenure | Interest Range | Balance as at March 31, 2021 (₹crore) |
|----------------|--------------|----------------|---------------------------------------|
| Bullet | Up to 1 Year | Upto 6.50% | 1,075.53 |
| Total | | | 1,075.53 |

Note 14 (e)

Loan repayable on demand from bank as on March 31, 2022 : Secured⁵

| Nature | Repayment Term | Tenure | Interest Range | Balance as at March 31, 2022 (₹crore) |
|----------------------------|----------------|---------------|----------------|---------------------------------------|
| Line of credit | Bullet | Up to 5 Years | Upto 7.00% | 3,400.58 |
| Working Capital Demand | Bullet | Up to 5 Years | Upto 7.00% | 5,286.94 |
| Line of credit | Bullet | Up to 5 Years | 7.01% - 8.00% | 1,387.00 |
| Working Capital Demand | Bullet | Up to 5 Years | 8.01% - 9.00% | 2,387.00 |
| Bank overdraft/Cash Credit | Bullet | Up to 5 Years | 8.01% - 9.00% | 4.69 |
| Total | | | | 12,466.21 |

Loan repayable on demand as on March 31, 2022 : Unsecured

| Nature | Repayment Term | Tenure | Interest Range | Balance as at March 31, 2022 (₹crore) |
|------------------------|----------------|---------------|----------------|---------------------------------------|
| Working Capital Demand | Bullet | Up to 5 Years | Upto 7.00% | 660.00 |
| Working Capital Demand | Bullet | Up to 5 Years | Upto 7.00% | 3,325.00 |
| Total | | | | 3,985.00 |

Total of loan repayable on demand as on March 31, 2022 16,451.21

Loan repayable on demand from bank as on March 31, 2021 : Secured⁵

| Nature | Repayment Term | Tenure | Interest Range | Balance as at March 31, 2021 (₹crore) |
|----------------------------|----------------|---------------|----------------|---------------------------------------|
| Line of credit | Bullet | Up to 5 Years | Upto 7.00% | 4,795.63 |
| Working Capital Demand | Bullet | Up to 5 Years | Upto 7.00% | 2,725.89 |
| Working Capital Demand | Bullet | Up to 5 Years | 7.01% - 8.00% | 3,314.92 |
| Working Capital Demand | Bullet | Up to 5 Years | 8.01% - 9.00% | 99.76 |
| Bank overdraft/Cash Credit | Bullet | Up to 5 Years | 8.01% - 9.00% | 3.98 |
| Total | | | | 10,940.18 |

Loan repayable on demand as on March 31, 2021 : Unsecured

| Nature | Repayment Term | Tenure | Interest Range | Balance as at March 31, 2021 (₹crore) |
|------------------------|----------------|---------------|----------------|---------------------------------------|
| Line of credit | Bullet | Up to 5 Years | Upto 7.00% | 1,435.00 |
| Working Capital Demand | Bullet | Up to 5 Years | 7.01% - 8.00% | 530.00 |
| Working Capital Demand | Bullet | Up to 5 Years | 8.01% - 9.00% | 1,770.00 |
| Total | | | | 3,735.00 |

Total of Loan repayable on demand as on March 31, 2021 14,675.18

Nature of Security :

⁵ Loan repayable on demand from bank is secured by hypothecation of specified lease/term loan receivables.



L&T Finance Limited
Notes forming part of the standalone financial statements

| Note 15 : Subordinated liabilities | | ₹ in crore | |
|---|-------------------------|-------------------------|--|
| Particulars | As at March 31, 2022 | As at March 31, 2021 | |
| (A) | | | |
| (i) At amortised cost | | | |
| (a) Perpetual debt Instruments to the extent that do not qualify as equity (Refer note 15 (a)) | 404.39 | 509.71 | |
| (b) Subordinate debt Instruments (Refer note 15 (b)) | 2,893.20 | 2,891.88 | |
| Total subordinated liabilities (A) | 3,297.59 | 3,501.59 | |
| (B) | | | |
| (I) Subordinated liabilities in India | | | |
| (i) At amortised cost | 3,297.59 | 3,501.59 | |
| (ii) At fair value through profit or loss | - | - | |
| (iii) Designated at fair value through profit or loss | - | - | |
| Total subordinated liabilities in India (I = i+ii+iii) | - | - | |
| (II) Subordinated liabilities outside India | | | |
| (i) At amortised cost | - | - | |
| (ii) At fair value through profit or loss | - | - | |
| (iii) Designated at fair value through profit or loss | - | - | |
| Total subordinated liabilities in outside India (II = i+ii+iii) | - | - | |
| Total subordinated liabilities (B) = (I)+(II) | 3,297.59 | 3,501.59 | |



Note 15 (a)

Unsecured redeemable non convertible debentures as on March 31, 2022 : Perpetual debt instruments

| Series details | Face value per debenture | Date of allotment | Balance as at March 31, 2022 (₹ crore) | Interest rate % p.a. | Date of redemption | Redeemable terms |
|----------------------|--------------------------|-------------------|--|----------------------|--------------------|--|
| Series I FY 2013-14 | ₹ 10 Lakh each | 29-01-2014 | 50.71 | 10.35% | 29-01-2024 | Redeemable at par at the end of 3652 days from the date of allotment |
| Series X FY 2015-16 | ₹ 10 Lakh each | 27-08-2015 | 158.08 | 9.90% | 27-08-2025 | Redeemable at par at the end of 3653 days from the date of allotment |
| Series AL FY 2015-16 | ₹ 10 Lakh each | 18-03-2016 | 40.73 | 9.50% | 18-03-2026 | Redeemable at par at the end of 3652 days from the date of allotment |
| Series I FY 2015-16 | ₹ 10 Lakh each | 30-03-2016 | 50.03 | 10.10% | 30-03-2026 | Redeemable at par at the end of 3652 days from the date of allotment |
| Series AO FY 2015-16 | ₹ 10 Lakh each | 30-03-2016 | 29.74 | 9.50% | 30-03-2026 | Redeemable at par at the end of 3652 days from the date of allotment |
| Series U FY 2015-16 | ₹ 10 Lakh each | 30-03-2016 | 49.00 | 9.50% | 30-03-2026 | Redeemable at par at the end of 3652 days from the date of allotment |
| Series E FY 2016-17 | ₹ 10 Lakh each | 03-06-2016 | 16.19 | 9.60% | 03-06-2026 | Redeemable at par at the end of 3652 days from the date of allotment |
| | | | 404.39 | | | |

Note 15 (b)

Unsecured redeemable non convertible debentures as on March 31, 2022 : Subordinate debt instruments

| Series details | Face value per debenture | Date of allotment | Balance as at March 31, 2022 (₹ crore) | Interest rate % p.a. | Date of redemption | Redeemable terms |
|----------------------|--------------------------|-------------------|--|----------------------|--------------------|--|
| Series A FY 2012-13 | ₹ 5 Lakh each | 30-04-2012 | 718.20 | 9.90% | 29-04-2022 | Redeemable at par at the end of 3651 days from the date of allotment |
| Series J FY 2012-13 | ₹ 10 Lakh each | 28-12-2012 | 282.48 | 9.80% | 21-12-2022 | Redeemable at par at the end of 3652 days from the date of allotment |
| Series J FY 2013-14 | ₹ 10 Lakh each | 31-01-2014 | 25.35 | 9.73% | 31-01-2024 | Redeemable at par at the end of 3652 days from the date of allotment |
| Series K FY 2013-14 | ₹ 10 Lakh each | 10-02-2014 | 20.21 | 9.73% | 09-02-2024 | Redeemable at par at the end of 3651 days from the date of allotment |
| Series L FY 2013-14 | ₹ 10 Lakh each | 18-02-2014 | 20.17 | 9.73% | 16-02-2024 | Redeemable at par at the end of 3650 days from the date of allotment |
| Series C FY 2013-14 | ₹ 10 Lakh each | 28-02-2014 | 25.24 | 10.90% | 28-02-2024 | Redeemable at par at the end of 3652 days from the date of allotment |
| Series L FY 2013-14 | ₹ 10 Lakh each | 04-03-2014 | 5.02 | 9.73% | 04-03-2024 | Redeemable at par at the end of 3653 days from the date of allotment |
| Series M FY 2013-14 | ₹ 10 Lakh each | 14-03-2014 | 30.06 | 9.73% | 14-03-2024 | Redeemable at par at the end of 3653 days from the date of allotment |
| Series F FY 2013-14 | ₹ 10 Lakh each | 27-03-2014 | 50.06 | 10.90% | 27-03-2024 | Redeemable at par at the end of 3653 days from the date of allotment |
| Series I FY 2013-14 | ₹ 10 Lakh each | 27-03-2014 | 50.06 | 10.35% | 27-03-2024 | Redeemable at par at the end of 3653 days from the date of allotment |
| Series E FY 2014-15 | ₹ 10 Lakh each | 30-06-2014 | 43.13 | 10.40% | 28-06-2024 | Redeemable at par at the end of 3653 days from the date of allotment |
| Series N FY 2014-15 | ₹ 10 Lakh each | 15-11-2014 | 109.15 | 9.10% | 12-11-2024 | Redeemable at par at the end of 3653 days from the date of allotment |
| Series M FY 2014-15 | ₹ 10 Lakh each | 31-12-2014 | 51.24 | 9.95% | 31-12-2024 | Redeemable at par at the end of 3653 days from the date of allotment |
| Series S FY 2014-15 | ₹ 10 Lakh each | 19-01-2015 | 126.90 | 8.75% | 17-01-2025 | Redeemable at par at the end of 3651 days from the date of allotment |
| Series O FY 2014-15 | ₹ 10 Lakh each | 29-01-2015 | 101.21 | 9.35% | 29-01-2025 | Redeemable at par at the end of 3653 days from the date of allotment |
| Series U FY 2014-15 | ₹ 10 Lakh each | 18-02-2015 | 226.54 | 8.75% | 18-02-2025 | Redeemable at par at the end of 3653 days from the date of allotment |
| Series S FY 2014-15 | ₹ 10 Lakh each | 30-03-2015 | 50.03 | 9.95% | 28-03-2025 | Redeemable at par at the end of 3651 days from the date of allotment |
| Series A FY 2015-16 | ₹ 10 Lakh each | 17-04-2015 | 108.35 | 8.50% | 17-04-2025 | Redeemable at par at the end of 3653 days from the date of allotment |
| Series C FY 2015-16 | ₹ 10 Lakh each | 21-04-2015 | 86.10 | 8.50% | 21-04-2025 | Redeemable at par at the end of 3653 days from the date of allotment |
| Series D FY 2015-16 | ₹ 10 Lakh each | 22-04-2015 | 48.73 | 8.50% | 22-04-2025 | Redeemable at par at the end of 3653 days from the date of allotment |
| Series G FY 2015-16 | ₹ 10 Lakh each | 28-04-2015 | 81.08 | 8.90% | 29-04-2025 | Redeemable at par at the end of 3653 days from the date of allotment |
| Series I FY 2015-16 | ₹ 10 Lakh each | 15-05-2015 | 46.30 | 8.90% | 15-05-2025 | Redeemable at par at the end of 3653 days from the date of allotment |
| Series P FY 2015-16 | ₹ 10 Lakh each | 03-06-2015 | 64.32 | 8.87% | 03-06-2025 | Redeemable at par at the end of 3653 days from the date of allotment |
| Series H FY 2015-16 | ₹ 10 Lakh each | 14-07-2015 | 14.93 | 9.32% | 14-07-2025 | Redeemable at par at the end of 3653 days from the date of allotment |
| Series J FY 2015-16 | ₹ 10 Lakh each | 25-07-2015 | 53.17 | 9.30% | 24-07-2025 | Redeemable at par at the end of 3652 days from the date of allotment |
| Series J FY 2015-16 | ₹ 10 Lakh each | 09-09-2015 | 105.17 | 9.25% | 09-09-2025 | Redeemable at par at the end of 3653 days from the date of allotment |
| Series AS FY 2015-16 | ₹ 10 Lakh each | 15-09-2015 | 20.94 | 8.90% | 15-09-2025 | Redeemable at par at the end of 3653 days from the date of allotment |
| Series F FY 2015-16 | ₹ 10 Lakh each | 30-01-2016 | 32.49 | 9.35% | 29-01-2026 | Redeemable at par at the end of 3652 days from the date of allotment |
| Series G FY 2015-16 | ₹ 10 Lakh each | 09-02-2016 | 18.24 | 9.35% | 09-02-2026 | Redeemable at par at the end of 3653 days from the date of allotment |
| Series H FY 2015-16 | ₹ 10 Lakh each | 04-03-2016 | 50.36 | 9.48% | 04-03-2026 | Redeemable at par at the end of 3652 days from the date of allotment |
| Series M FY 2015-16 | ₹ 10 Lakh each | 23-03-2016 | 100.25 | 9.30% | 23-03-2026 | Redeemable at par at the end of 3652 days from the date of allotment |
| Series H FY 2016-17 | ₹ 10 Lakh each | 21-07-2016 | 84.76 | 8.78% | 21-07-2026 | Redeemable at par at the end of 3652 days from the date of allotment |
| Series U FY 2016-17 | ₹ 10 Lakh each | 04-01-2017 | 127.18 | 8.05% | 04-01-2027 | Redeemable at par at the end of 3652 days from the date of allotment |
| Series V FY 2016-17 | ₹ 10 Lakh each | 30-01-2017 | 15.17 | 8.05% | 29-01-2027 | Redeemable at par at the end of 3651 days from the date of allotment |
| Series B FY 2016-17 | ₹ 10 Lakh each | 31-10-2018 | 46.55 | 9.10% | 31-10-2028 | Redeemable at par at the end of 3653 days from the date of allotment |
| Series B FY 2017-18 | ₹ 10 Lakh each | 14-07-2017 | 63.19 | 7.80% | 13-07-2029 | Redeemable at par at the end of 4382 days from the date of allotment |
| Series D FY 2019-20 | ₹ 10 Lakh each | 13-09-2019 | 27.04 | 8.80% | 13-09-2029 | Redeemable at par at the end of 3653 days from the date of allotment |
| Series A FY 2020-21 | ₹ 10 Lakh each | 10-06-2020 | 91.26 | 8.30% | 10-06-2030 | Redeemable at par at the end of 3652 days from the date of allotment |
| Series F FY 2020-21 | ₹ 10 Lakh each | 20-07-2020 | 105.07 | 8.15% | 19-07-2030 | Redeemable at par at the end of 3651 days from the date of allotment |
| Series K FY 2016-17 | ₹ 10 Lakh each | 09-08-2016 | 26.33 | 6.55% | 08-08-2031 | Redeemable at par at the end of 5477 days from the date of allotment |
| Series L FY 2016-17 | ₹ 10 Lakh each | 12-08-2016 | 26.91 | 6.63% | 11-08-2031 | Redeemable at par at the end of 5478 days from the date of allotment |
| Series P FY 2016-17 | ₹ 10 Lakh each | 07-09-2016 | 20.92 | 8.55% | 05-09-2031 | Redeemable at par at the end of 5476 days from the date of allotment |
| | | | 2,893.20 | | | |



L&T Finance Limited
Notes forming part of the standalone financial statements

Note 15 (a)

Unsecured redeemable non convertible debentures as on March 31, 2021 : Perpetual debt instruments

| Series details | Face value per debenture | Date of allotment | Balance as at March 31, 2021 (₹ crore) | Interest rate % p.a. | Date of redemption | Redeemable terms |
|----------------------|--------------------------|-------------------|--|----------------------|--------------------|--|
| Series F FY 2011-12 | ₹ 10 lakh each | 30-12-2011 | 205.80 | 11.50% | 30-12-2021 | Redeemable at par at the end of 3653 days from the date of allotment |
| Series I FY 2013-14 | ₹ 10 lakh each | 29-01-2014 | 50.67 | 10.35% | 29-01-2024 | Redeemable at par at the end of 3652 days from the date of allotment |
| Series X FY 2015-16 | ₹ 10 lakh each | 27-08-2015 | 157.85 | 9.50% | 27-08-2025 | Redeemable at par at the end of 3652 days from the date of allotment |
| Series AL FY 2015-16 | ₹ 10 lakh each | 18-03-2016 | 49.62 | 9.50% | 18-03-2026 | Redeemable at par at the end of 3652 days from the date of allotment |
| Series I FY 2015-16 | ₹ 10 lakh each | 30-03-2016 | 50.03 | 10.10% | 30-03-2026 | Redeemable at par at the end of 3652 days from the date of allotment |
| Series AO FY 2015-16 | ₹ 10 lakh each | 30-03-2016 | 29.67 | 9.50% | 30-03-2026 | Redeemable at par at the end of 3652 days from the date of allotment |
| Series U FY 2015-16 | ₹ 10 lakh each | 30-03-2016 | 49.87 | 9.50% | 30-03-2026 | Redeemable at par at the end of 3652 days from the date of allotment |
| Series E FY 2016-17 | ₹ 10 lakh each | 03-06-2016 | 16.19 | 9.60% | 03-06-2026 | Redeemable at par at the end of 3652 days from the date of allotment |
| | | | 609.71 | | | |

Note 15 (b)

Unsecured redeemable non convertible debentures as on March 31, 2021 : Subordinate debt instruments

| Series details | Face value per debenture | Date of allotment | Balance as at March 31, 2021 (₹ crore) | Interest rate % p.a. | Date of redemption | Redeemable terms |
|----------------------|--------------------------|-------------------|--|----------------------|--------------------|--|
| Series A FY 2012-13 | ₹ 10 lakh each | 30-04-2012 | 217.90 | 9.90% | 29-04-2022 | Redeemable at par at the end of 3651 days from the date of allotment |
| Series J FY 2012-13 | ₹ 10 lakh each | 21-12-2012 | 262.45 | 9.80% | 21-12-2022 | Redeemable at par at the end of 3652 days from the date of allotment |
| Series J FY 2013-14 | ₹ 10 lakh each | 31-01-2014 | 25.29 | 9.73% | 31-01-2024 | Redeemable at par at the end of 3652 days from the date of allotment |
| Series K FY 2013-14 | ₹ 10 lakh each | 10-02-2014 | 20.18 | 9.73% | 09-02-2024 | Redeemable at par at the end of 3651 days from the date of allotment |
| Series L FY 2013-14 | ₹ 10 lakh each | 18-02-2014 | 20.14 | 9.73% | 16-02-2024 | Redeemable at par at the end of 3650 days from the date of allotment |
| Series C FY 2013-14 | ₹ 10 lakh each | 28-02-2014 | 25.23 | 10.90% | 28-02-2024 | Redeemable at par at the end of 3652 days from the date of allotment |
| Series D FY 2013-14 | ₹ 10 lakh each | 04-03-2014 | 5.02 | 9.73% | 04-03-2024 | Redeemable at par at the end of 3653 days from the date of allotment |
| Series M FY 2013-14 | ₹ 10 lakh each | 14-03-2014 | 30.00 | 9.73% | 14-03-2024 | Redeemable at par at the end of 3653 days from the date of allotment |
| Series F FY 2013-14 | ₹ 10 lakh each | 27-03-2014 | 50.04 | 10.50% | 27-03-2024 | Redeemable at par at the end of 3653 days from the date of allotment |
| Series I FY 2013-14 | ₹ 10 lakh each | 27-03-2014 | 50.04 | 10.35% | 27-03-2024 | Redeemable at par at the end of 3653 days from the date of allotment |
| Series E FY 2014-15 | ₹ 10 lakh each | 30-06-2014 | 43.13 | 10.40% | 28-06-2024 | Redeemable at par at the end of 3651 days from the date of allotment |
| Series N FY 2014-15 | ₹ 10 lakh each | 13-11-2014 | 103.10 | 9.10% | 13-11-2024 | Redeemable at par at the end of 3653 days from the date of allotment |
| Series M FY 2014-15 | ₹ 10 lakh each | 31-12-2014 | 51.24 | 9.35% | 31-12-2024 | Redeemable at par at the end of 3653 days from the date of allotment |
| Series S FY 2014-15 | ₹ 10 lakh each | 19-01-2015 | 126.81 | 8.75% | 17-01-2025 | Redeemable at par at the end of 3651 days from the date of allotment |
| Series D FY 2014-15 | ₹ 10 lakh each | 29-01-2015 | 101.15 | 9.35% | 29-01-2025 | Redeemable at par at the end of 3653 days from the date of allotment |
| Series G FY 2014-15 | ₹ 10 lakh each | 18-02-2015 | 226.29 | 8.75% | 18-02-2025 | Redeemable at par at the end of 3653 days from the date of allotment |
| Series S FY 2014-15 | ₹ 10 lakh each | 30-03-2015 | 50.03 | 9.95% | 28-03-2025 | Redeemable at par at the end of 3651 days from the date of allotment |
| Series A FY 2015-16 | ₹ 10 lakh each | 17-04-2015 | 108.37 | 8.90% | 17-04-2025 | Redeemable at par at the end of 3653 days from the date of allotment |
| Series C FY 2015-16 | ₹ 10 lakh each | 21-04-2015 | 86.07 | 8.90% | 21-04-2025 | Redeemable at par at the end of 3653 days from the date of allotment |
| Series D FY 2015-16 | ₹ 10 lakh each | 22-04-2015 | 48.71 | 8.90% | 22-04-2025 | Redeemable at par at the end of 3653 days from the date of allotment |
| Series G FY 2015-16 | ₹ 10 lakh each | 29-04-2015 | 81.06 | 8.90% | 29-04-2025 | Redeemable at par at the end of 3653 days from the date of allotment |
| Series U FY 2015-16 | ₹ 10 lakh each | 15-05-2015 | 46.30 | 8.90% | 15-05-2025 | Redeemable at par at the end of 3653 days from the date of allotment |
| Series P FY 2015-16 | ₹ 10 lakh each | 03-06-2015 | 64.29 | 8.87% | 03-06-2025 | Redeemable at par at the end of 3653 days from the date of allotment |
| Series H FY 2015-16 | ₹ 10 lakh each | 14-07-2015 | 14.93 | 9.32% | 14-07-2025 | Redeemable at par at the end of 3653 days from the date of allotment |
| Series J FY 2015-16 | ₹ 10 lakh each | 24-07-2015 | 53.20 | 9.30% | 24-07-2025 | Redeemable at par at the end of 3653 days from the date of allotment |
| Series J FY 2015-16 | ₹ 10 lakh each | 09-09-2015 | 105.17 | 9.25% | 09-09-2025 | Redeemable at par at the end of 3653 days from the date of allotment |
| Series AB FY 2015-16 | ₹ 10 lakh each | 15-09-2015 | 20.93 | 6.90% | 15-09-2025 | Redeemable at par at the end of 3653 days from the date of allotment |
| Series F FY 2015-16 | ₹ 10 lakh each | 29-01-2016 | 32.51 | 9.35% | 29-01-2026 | Redeemable at par at the end of 3652 days from the date of allotment |
| Series G FY 2015-16 | ₹ 10 lakh each | 09-02-2016 | 18.24 | 9.35% | 09-02-2026 | Redeemable at par at the end of 3653 days from the date of allotment |
| Series H FY 2015-16 | ₹ 10 lakh each | 04-03-2016 | 50.36 | 9.48% | 04-03-2026 | Redeemable at par at the end of 3652 days from the date of allotment |
| Series M FY 2015-16 | ₹ 10 lakh each | 23-03-2016 | 100.23 | 9.30% | 23-03-2026 | Redeemable at par at the end of 3652 days from the date of allotment |
| Series H FY 2016-17 | ₹ 10 lakh each | 21-07-2016 | 84.74 | 8.78% | 21-07-2026 | Redeemable at par at the end of 3652 days from the date of allotment |
| Series U FY 2016-17 | ₹ 10 lakh each | 04-01-2017 | 127.13 | 8.05% | 04-01-2027 | Redeemable at par at the end of 3652 days from the date of allotment |
| Series V FY 2016-17 | ₹ 10 lakh each | 30-01-2017 | 15.16 | 8.05% | 29-01-2027 | Redeemable at par at the end of 3651 days from the date of allotment |
| Series B FY 2018-19 | ₹ 10 lakh each | 31-10-2018 | 46.53 | 9.10% | 31-10-2028 | Redeemable at par at the end of 3653 days from the date of allotment |
| Series B FY 2017-18 | ₹ 10 lakh each | 14-07-2017 | 63.17 | 7.80% | 13-07-2029 | Redeemable at par at the end of 4382 days from the date of allotment |
| Series D FY 2019-20 | ₹ 10 lakh each | 13-09-2019 | 27.00 | 8.90% | 13-09-2029 | Redeemable at par at the end of 3653 days from the date of allotment |
| Series A FY 2020-21 | ₹ 10 lakh each | 10-06-2020 | 91.20 | 8.30% | 10-06-2030 | Redeemable at par at the end of 3652 days from the date of allotment |
| Series F FY 2020-21 | ₹ 10 lakh each | 20-07-2020 | 104.99 | 8.15% | 19-07-2030 | Redeemable at par at the end of 3651 days from the date of allotment |
| Series K FY 2016-17 | ₹ 10 lakh each | 09-08-2016 | 26.32 | 8.65% | 08-08-2031 | Redeemable at par at the end of 5477 days from the date of allotment |
| Series L FY 2016-17 | ₹ 10 lakh each | 12-08-2016 | 26.30 | 8.63% | 12-08-2031 | Redeemable at par at the end of 5478 days from the date of allotment |
| Series P FY 2016-17 | ₹ 10 lakh each | 07-09-2016 | 20.92 | 8.55% | 05-09-2031 | Redeemable at par at the end of 5476 days from the date of allotment |
| | | | 2,891.88 | | | |



L&T Finance Limited
Notes forming part of the standalone financial statements

| Note 16 : Other financial liabilities | | | ₹ in crore |
|--|-------------------------|-------------------------|------------|
| Particulars | As at March 31, 2022 | As at March 31, 2021 | |
| Security deposit and margin money received | 10.10 | 10.10 | |
| Unclaimed principal and interest on infrastructure bonds | 357.46 | 244.66 | |
| Bank book credit balance | - | 33.45 | |
| Liability for expenses | 197.70 | 150.39 | |
| Short term obligation | 9.62 | 13.07 | |
| Other payables | 77.56 | 94.94 | |
| Total other financial liabilities | 662.54 | 556.61 | |
| Note 17 : Provisions | | | ₹ in crore |
| Particulars | As at March 31, 2022 | As at March 31, 2021 | |
| Provision for employee benefits | | | |
| Compensated absences | 18.10 | 17.55 | |
| Gratuity (refer note 34) | 7.76 | 8.92 | |
| Total provisions | 25.86 | 26.57 | |
| Note 18 : Other non-financial liabilities | | | ₹ in crore |
| Particulars | As at March 31, 2022 | As at March 31, 2021 | |
| Statutory dues payable | 51.36 | 39.70 | |
| Total other non-financial liabilities | 51.36 | 39.70 | |



L&T Finance Limited
Notes forming part of the standalone financial statements

Note 19: Equity share capital

(a) Share capital authorised, issued, subscribed and paid up:

| Particulars | As at March 31, 2022 | | As at March 31, 2021 | |
|--|-------------------------|-----------------|-------------------------|-----------------|
| | No. of shares | ₹ in crore | No. of shares | ₹ in crore |
| Authorised | | | | |
| Equity shares of ₹ 10 each | 4,87,43,09,610 | 4,874.31 | 4,87,43,09,610 | 4,874.31 |
| Preference shares of ₹ 100 each | 12,00,000 | 12.00 | 12,00,000 | 12.00 |
| | | 4,886.31 | | 4,886.31 |
| Issued, subscribed and paid up | | | | |
| Equity shares of ₹ 10 each fully paid up | 2,68,41,72,360 | 2,684.17 | 2,68,41,72,360 | 2,684.17 |
| | | 2,684.17 | | 2,684.17 |

(b) Reconciliation of the number of shares and amount outstanding at the beginning and at the end of the year:

| Particulars | As at March 31, 2022 | | As at March 31, 2021 | |
|------------------------------|-------------------------|-----------------|-------------------------|-----------------|
| | No. of shares | ₹ in crore | No. of shares | ₹ in crore |
| At the beginning of the year | 2,68,41,72,360 | 2,684.17 | 2,68,41,72,360 | 2,684.17 |
| Add: Issue of equity shares | - | - | - | - |
| At the end of the year | 2,68,41,72,360 | 2,684.17 | 2,68,41,72,360 | 2,684.17 |

(c) Aggregate number and class of shares allotted as fully paid up pursuant to contract(s) without payment being received in cash, bonus shares and shares bought back for the period of 5 years immediately preceding the Balance Sheet date:

| Particulars | As at March 31, 2022 | As at March 31, 2021 |
|--|-------------------------|-------------------------|
| | No. of shares | No. of shares |
| Fully paid up pursuant to contract(s) without payment being received in cash | 2,32,07,71,845 | 2,32,07,71,845 |

(d) Terms/rights attached to equity shares

The Company has only one class of equity shares having a par value of ₹ 10 per share. Members of the Company holding equity shares therein have a right to vote, on every resolution placed before the Company and right to receive dividend. The voting rights on a poll is in proportion to the share of the paid up equity capital of the Company held by the shareholders. The Company declares dividends in Indian rupees. The final dividend proposed by the Board of Directors is subject to the approval of the Shareholders in the ensuing Annual General Meeting. The company has not declared dividend during the year.

In the event of liquidation of the Company, the holders of equity shares will be entitled to receive remaining assets of the Company, after distribution of all preferential amounts. The distribution will be in proportion to the number of equity shares held by the shareholders.

(e) Shares held by Promoters

| Particulars | As at March 31, 2022 | | As at March 31, 2021 | |
|---|-------------------------|-----------|-------------------------|-----------|
| | No. of shares | % holding | No. of shares | % holding |
| L&T Finance Holdings Limited (Holding company) directly or through its beneficiary nominee (Equity shares of ₹ 10 each fully paid up) | 2,68,41,72,360 | 100% | 2,68,41,72,360 | 100% |

There is no change in equity shares holding during the year by Promoters

(f) Shares held by holding company:

| Particulars | As at March 31, 2022 | | As at March 31, 2021 | |
|---|-------------------------|------------|-------------------------|------------|
| | No. of shares | ₹ in crore | No. of shares | ₹ in crore |
| L&T Finance Holdings Limited (Holding company) directly or through its beneficiary nominee (Equity shares of ₹ 10 each fully paid up) | 2,68,41,72,360 | 2,684.17 | 2,68,41,72,360 | 2,684.17 |

(g) Shareholder holding more than 5% of equity shares as at the end of the year:

| Particulars | As at March 31, 2022 | | As at March 31, 2021 | |
|---|-------------------------|-----------|-------------------------|-----------|
| | No. of shares | % holding | No. of shares | % holding |
| L&T Finance Holdings Limited (Holding company) directly or through its beneficiary nominee (Equity shares of ₹ 10 each fully paid up) | 2,68,41,72,360 | 100% | 2,68,41,72,360 | 100% |



L&T Finance Limited
Notes forming part of the standalone financial statements

| Note 20 : Other equity | | ₹ in crore |
|--|-------------------------|-------------------------|
| Particulars | As at March 31, 2022 | As at March 31, 2021 |
| Capital redemption reserve | 3.20 | 3.20 |
| Debenture redemption reserve ¹ | 5.15 | 213.11 |
| Securities premium ² | 10,800.89 | 10,800.89 |
| Capital reserve ³ | 585.64 | 585.64 |
| General reserve ⁴ | 338.39 | 130.43 |
| Reserve u/s 45 IC of Reserve Bank of India Act, 1934 ⁵ | 1,475.85 | 1,314.25 |
| Reserve u/s 29C of National Housing Bank, 1987 ⁶ | 27.42 | 27.42 |
| Reserve u/s 36(1)(viii) of Income tax Act, 1961 ⁷ | 951.35 | 911.35 |
| Amalgamation adjustment account ⁸ | (463.30) | (463.30) |
| Retained earnings ⁹ | 134.62 | (473.25) |
| Change in fair value of debt instruments classified at fair value through other comprehensive income | 10.28 | (10.94) |
| Change in fair value of equity instruments measured at fair value through other comprehensive income | - | - |
| Cash flow hedging reserve | (62.43) | (101.74) |
| Total other equity | 13,807.06 | 12,937.06 |

Notes:

1. Debenture redemption reserve: The Ministry of Corporate Affairs vide notification dated August 16, 2019, amended the Companies (Share capital and Debenture) Rules, 2014 by which the Company is no longer required to create DRR towards the debentures issued. Earlier to this amendment, the Company was required to maintain a DRR of 25% of the value of debentures issued, either by a public issue or on a private placement basis and the amounts credited to the DRR was not to be utilised by the Company except to redeem debentures. The above amount represents the DRR created out of profits of the Company prior to the said notification.

2. Securities premium: The amount received in excess of face value of the equity shares is recognised in Securities Premium. The reserve can be utilised only for limited purposes such as issuance of bonus shares in accordance with the provisions of the Companies Act, 2013.

3. Capital reserve: It represents the gains of capital nature which mainly include the excess of value of net assets acquired over consideration paid by the Company for business amalgamation transactions.

4. General Reserve: The Companies (Transfer of Profits to Reserves) Rules, 1975 read with Section 205(2A) of the Companies Act, 1956, prohibited declaration of dividend for any financial year out of profits of the company for that year except after the transfer of a specified percentage of the profits not exceeding 10%, to its reserves. Amounts were transferred to General Reserve to comply with these provisions. The Companies Act, 2013, does not mandate such a transfer. General reserve is a free reserve available to the Company.

5. Reserve u/s 45 IC of Reserve Bank of India Act, 1934: The Company created a reserve pursuant to section 45 IC of the Reserve Bank of India Act, 1934 by transferring amount not less than twenty per cent of its net profit every year as disclosed in the Statement of Profit and Loss and before any dividend is declared.

6. Reserve u/s 29C of National Housing Bank, 1987: Upon amalgamation of the erstwhile L&T Housing Finance Limited (the "Transferor Companies") with L&T Finance Limited (the "Transferee Company"), the statutory reserves (i.e. Reserve under section 29C of National Housing Bank, 1987) of the Transferor Companies is also transfer to the Transferee Company.

7. Reserve u/s 36(1)(viii) of Income tax Act, 1961: In respect of any special reserve created and maintained by a specified entity, an amount not exceeding twenty percent of the profits derived from eligible business computed under the head "Profits and gains of business or profession" (before making any deduction under this clause) is carried to such reserve account.

8. Amalgamation Adjustment Account: Upon amalgamation of the erstwhile L&T Finance Limited and the erstwhile L&T Fincorp Limited (the "Transferor Companies") with Family Credit Limited (the "Transferee Company" which was renamed as L&T Finance Limited") the statutory reserves (i.e. Debenture Redemption Reserve, Reserve under section 45 IC of the Reserve Bank of India Act, 1934 and Reserve under section 36(1)(viii) of the Income tax Act, 1961) of the Transferor Companies as on April 01, 2016 (the Appointed Date) with a corresponding debit to Amalgamation Adjustment Account. As the corresponding statutory reserve unwind, the Amalgamation Adjustment Account is also reversed.

9. Retained earnings: Retained earnings represent the amount of accumulated earnings of the Company.

10. The movement of other equity is given in the "Statement of Changes in Equity".



L&T Finance Limited
Notes forming part of the standalone financial statements

Note 21 : Interest Income

| Particulars | Year ended March 31, 2022 | Year ended March 31, 2021 |
|--|------------------------------|------------------------------|
| (i) On financial assets measured at amortised cost | | |
| - Interest on loans | 8,143.11 | 8,872.83 |
| - Interest on deposits with banks | 47.09 | 146.05 |
| - Other interest income | 0.09 | 0.23 |
| Total interest income on financial assets measured at amortised cost (i) | <u>8,190.29</u> | <u>9,019.11</u> |
| (ii) On financial assets measured at fair value through other comprehensive income | | |
| - Interest income from investments | 149.12 | 84.69 |
| Total interest income on financial assets measured at fair value through other comprehensive income (ii) | <u>149.12</u> | <u>84.69</u> |
| (iii) On financial assets classified at fair value through profit or loss | | |
| - Interest on loans | 2,627.79 | 3,101.69 |
| - Interest income from investments | 2.11 | 1.29 |
| Total interest income on financial assets classified at fair value through profit or loss (iii) | <u>2,629.90</u> | <u>3,102.98</u> |
| Total interest income (i+ii+iii) | <u>10,969.31</u> | <u>12,206.78</u> |

Note 22 : Dividend Income

| Particulars | Year ended March 31, 2022 | Year ended March 31, 2021 |
|----------------------------------|------------------------------|------------------------------|
| Dividend income on equity shares | 0.14 | - |
| Total dividend income | <u>0.14</u> | <u>-</u> |

Note 23 : Rental income

| Particulars | Year ended March 31, 2022 | Year ended March 31, 2021 |
|---------------------|------------------------------|------------------------------|
| Lease rental income | 1.73 | 4.52 |
| Total rental income | <u>1.73</u> | <u>4.52</u> |

Note 24 : Fees and commission income

| Particulars | Year ended March 31, 2022 | Year ended March 31, 2021 |
|---|------------------------------|------------------------------|
| Consultancy fees and financial advisory fee | - | 32.86 |
| Other Charges and Commission | 86.40 | 105.15 |
| Total fees and commission income | <u>86.40</u> | <u>138.01</u> |

Note 25 : Other income

| Particulars | Year ended March 31, 2022 | Year ended March 31, 2021 |
|------------------------------------|------------------------------|------------------------------|
| Income on cross selling activities | 371.66 | 300.59 |
| Other income | 15.92 | 42.77 |
| Total other income | <u>387.58</u> | <u>343.76</u> |

Note 26 : Finance costs

| Particulars | Year ended March 31, 2022 | Year ended March 31, 2021 |
|---|------------------------------|------------------------------|
| On financial liabilities measured at amortised cost | | |
| Interest on debt securities | 2,787.39 | 2,966.73 |
| Interest on borrowings | 1,944.16 | 3,031.05 |
| Interest on subordinated liabilities | 313.53 | 315.04 |
| Other interest expense | 20.19 | 44.48 |
| Total finance costs | <u>5,065.27</u> | <u>6,357.30</u> |



Note 27 : Net loss on fair value changes

AS. 

L&T Finance Limited
Notes forming part of the standalone financial statements

Note 28 : Net loss on derecognition of financial instruments under amortised cost category

| Particulars | Year ended March 31, 2022 | Year ended March 31, 2021 |
|---|------------------------------|------------------------------|
| Loss on foreclosure and writeoff of loan | 3,835.45 | 2,626.54 |
| Less: Provision held reversed on derecognition of financial instruments | (3,551.44) | (2,389.29) |
| Total net loss on derecognition of financial instruments under amortised cost category | 285.01 | 237.25 |

Note 29 : Impairment on financial instruments

| Particulars | Year ended March 31, 2022 | Year ended March 31, 2021 |
|---|------------------------------|------------------------------|
| (a) On financial instruments measured at fair value through other comprehensive income: - Investments | (394.77) | 151.26 |
| Total impairment on financial instruments on financial instruments measured at fair value through other comprehensive income (a) | (394.77) | 151.26 |
| (b) On financial instruments measured at amortised cost: - Loans - Trade receivables | 2,071.56 - | 2,840.29 (16.41) |
| Total impairment on financial instruments on financial instruments measured at at amortised cost (b) | 2,071.56 | 2,823.88 |
| Total impairment on financial instruments (a+b) | 1,676.79 | 2,975.14 |

Note 30 : Employee benefit expenses

| Particulars | Year ended March 31, 2022 | Year ended March 31, 2021 |
|--|------------------------------|------------------------------|
| Salaries | 937.98 | 788.88 |
| Contribution provident and pension fund (refer note: 34) | 38.59 | 34.14 |
| Contribution to gratuity fund (refer note: 34) | 9.21 | 9.05 |
| Share based payments to employees (refer note: 37) | 13.79 | 41.64 |
| Staff welfare expenses | 61.89 | 32.92 |
| Total employee benefits expenses | 1,061.45 | 906.63 |

Note 31 : Depreciation, amortization and impairment

| Particulars | Year ended March 31, 2022 | Year ended March 31, 2021 |
|---|------------------------------|------------------------------|
| Depreciation on property, plant and equipment (refer note: 9) | 10.24 | 12.87 |
| Depreciation on Right of use assets (refer note : 35) | 18.71 | 10.38 |
| Amortisation of Goodwill (refer note: 10) | - | 565.70 |
| Amortisation of Intangible assets (refer note: 10) | 66.78 | 137.53 |
| Total depreciation, amortization and impairment | 95.73 | 726.48 |



L&T Finance Limited
Notes forming part of the standalone financial statements

Note 32 : Other expenses

| Particulars | Year ended March 31, 2022 | Year ended March 31, 2021 |
|--|------------------------------|------------------------------|
| Rent | 47.96 | 53.41 |
| Rates and taxes | 1.53 | 1.45 |
| Repairs and maintenance | 77.63 | 73.82 |
| Advertisement and publicity | 3.08 | 2.87 |
| Printing and stationery | 6.15 | 7.02 |
| Telephone and postage | 7.38 | 6.39 |
| Directors sitting fees | 0.39 | 0.40 |
| Auditor's remuneration (refer footnote) | 1.38 | 2.13 |
| Legal and professional charges | 392.26 | 216.90 |
| Insurance | 3.87 | 4.72 |
| Electricity charges | 4.79 | 4.82 |
| Travelling and conveyance | 21.45 | 14.90 |
| Stamping charges | 0.76 | 13.76 |
| Collection charges | 435.70 | 302.90 |
| Loan processing charges | 8.42 | 7.58 |
| Corporate social responsibility expenses (refer note: 36) | 5.48 | 11.78 |
| Donation | - | - |
| Corporate support charges | 14.30 | 17.64 |
| Bank charges | 11.22 | 17.51 |
| Non executive directors remunerations | 0.80 | 0.77 |
| Loss on sale of property, plant and equipment (net) | 0.03 | 0.53 |
| Brand license fees | 44.57 | 0.07 |
| Miscellaneous expenses | 3.98 | 3.46 |
| Total administration and other expenses | 1,093.13 | 764.83 |
| Footnote: Auditor's remuneration comprises the following* | | |
| Statutory audit fees | 0.50 | 0.64 |
| Limited review fees | 0.61 | 0.53 |
| Tax audit fees | 0.10 | 0.05 |
| Certification and other service | 0.05 | 0.75 |
| Expenses reimbursed | 0.01 | 0.03 |
| GST/Service tax (net of input credit) | 0.11 | 0.13 |
| | 1.38 | 2.13 |

* Note: Auditor's remuneration includes fees paid to merging entities's auditors.



L&T Finance Limited
Notes forming part of the standalone financial statements

Note : 33 Disclosure pursuant to Ind AS 24 "Related Party Disclosures"

(a) List of Related Parties (with whom transactions were carried out during current and previous year)

A. Ultimate Holding Company

1. Larsen & Toubro Limited

B. Holding Company

2. L&T Finance Holdings Limited

C. Subsidiary Companies

3. L&T Infra Credit Limited (formerly known as L&T Infra Debt Fund Limited)
4. L&T Infra Investment Partners Advisory Private Limited
5. L&T Infra Investment Partners Trustee Private Limited
6. L&T Infra Investment Partners Fund

D. Fellow Subsidiary Companies

7. Larsen & Toubro Infotech Limited
8. L&T Investment Management Limited
9. L&T Financial Consultants Limited
10. Larsen & Toubro Electromech LLC
11. L&T Hydrocarbon Engineering Limited

E. Key Management Personnel

12. Mr. Dinanath Dubhashi
13. Mr. Sachinn Joshi (Appointed as Whole Time Director with effect from October 8, 2021)
14. Mr. Sunil Prabhune (Ceased as Whole Time Director from August 12, 2021)
15. Mr. P. V. Bhide (Reappointed as an Independent Director from March 18, 2022)
16. Dr (Mrs). Rajni R Gupta
17. Mr. Rishi Mandawat
18. Mr. Thomas Mathew T. (Appointed as Independent Director with effect from April 12, 2021)
19. Mrs. Nishi Vasudev (Appointed as Independent Director with effect from April 12, 2021)

(b) Disclosure of related party transactions :

| Sr. No. | Nature of transaction ¹ | 2021-22 | 2020-21 |
|---------|--|----------|----------|
| 1 | Inter corporate deposits borrowed | | |
| | L&T Finance Holdings Limited | 2,060.86 | 8,165.70 |
| | L&T Investment Management Limited | 451.29 | 643.46 |
| 2 | Inter corporate deposits repaid | | |
| | L&T Finance Holdings Limited | 2,115.66 | 7,880.53 |
| | L&T Investment Management Limited | 451.29 | 671.26 |
| 3 | Interest expense on inter corporate deposits | | |
| | L&T Finance Holdings Limited | 47.67 | 43.18 |
| | L&T Investment Management Limited | 12.53 | 10.52 |
| 4 | Corporate support charges paid to | | |
| | L&T Finance Holdings Limited | 13.12 | 16.19 |
| 5 | Rent and maintenance cost paid to | | |
| | L&T Financial Consultants Limited | 41.54 | 42.71 |
| | L&T Investment Management Limited | 0.08 | 0.34 |
| | Larsen & Toubro Limited | 0.11 | - |
| 6 | Rent and maintenance cost recovered from | | |
| | L&T Investment Management Limited | 2.80 | 3.08 |
| 7 | Professional charges paid to | | |
| | Larsen & Toubro Limited | 4.46 | 3.92 |
| 8 | IT Professional fees paid to | | |
| | Larsen & Toubro Limited | 1.26 | 1.97 |
| | Larsen & Toubro Infotech Limited | 1.01 | 1.05 |
| | L&T Infra Credit Limited (erstwhile L&T Infra Debt Fund Limited) | - | 1.28 |



15.

L&T Finance Limited
Notes forming part of the standalone financial statements

(b) Disclosure of related party transactions:

| Sr. No. | Nature of transaction ¹ | 2021-22 | 2020-21 |
|---------|--|-------------------------------|-------------------------------|
| 9 | Sale of loan portfolio to L&T Infra Credit Limited (erstwhile L&T Infra Debt Fund Limited) | - | 404.63 |
| 10 | Brand license fees paid to Larsen & Toubro Limited | 42.05 | 0.07 |
| 11 | ESOP cost paid to L&T Finance Holdings Limited | 13.79 | 41.64 |
| 12 | Investment in Units L&T Infra Investment Partners Fund | 4.23 | 5.39 |
| 13 | Capital infusion in fund L&T Infra Investment Partners Fund | - | 4.20 |
| 14 | Corporate support charges recovered from L&T Infra Investment Partners Advisory Private Limited L&T Infra Credit Limited (erstwhile L&T Infra Debt Fund Limited) L&T Investment Management Limited Larsen & Toubro Limited | 1.64 5.50 13.51 1.26 | 1.91 5.46 12.25 0.44 |
| 15 | Security deposit paid L&T Financial Consultants Limited | - | 0.48 |
| 16 | Security deposit received L&T Financial Consultants Limited | 0.47 | 3.78 |
| 17 | Interest on non convertible debenture (Borrowings) Larsen & Toubro Limited | 128.33 | 113.69 |
| 18 | Processing fees sharing on sale of loan portfolio L&T Infra Credit Limited (erstwhile L&T Infra Debt Fund Limited) | - | 1.42 |
| 19 | Limit Creation Fees (NCD) Larsen & Toubro Limited | - | 11.54 |
| 20 | Subscription in Non-Convertible Debentures (NCD) Larsen & Toubro Limited | - | 2,445.00 |

21 Compensation Paid to Key Managerial Personnel²

| Name of Key Management Personnel | 2021-22 | | | | 2020-21 | | | |
|----------------------------------|------------------------------|--------------------------|--------------------------|-------|------------------------------|--------------------------|--------------------------|-------|
| | Short-Term employee benefits | Post Employment Benefits | Other Long Term Benefits | Total | Short-Term employee benefits | Post Employment Benefits | Other Long Term Benefits | Total |
| Mr. Sachin Joshi | 1.34 | - | - | 1.34 | - | - | - | - |
| Mr. Sunil Prabhune | 3.67 | - | - | 3.67 | 4.45 | - | - | 4.45 |
| Mr. P. V. Bhide | 0.24 | - | - | 0.24 | 0.31 | - | - | 0.31 |
| Dr (Mrs). Rajni R. Gupte | 0.28 | - | - | 0.28 | 0.36 | - | - | 0.36 |
| Mr. Rishi Mandawat | 0.17 | - | - | 0.17 | 0.31 | - | - | 0.31 |
| Mr. Thomas Mathew T. | 0.20 | - | - | 0.20 | 0.14 | - | - | 0.14 |
| Mrs. Nishi Vasudeva | 0.20 | - | - | 0.20 | 0.17 | - | - | 0.17 |

Footnote: Compensation paid to Key Managerial Personnel of erstwhile L&T Infrastructure Finance Company Limited ₹ 2.98 crore for FY 2020-21 and erstwhile L&T Housing Finance Limited ₹ 3.30 crore for FY 2020-21 are not included in previous period numbers in above table.



As

L&T Finance Limited

Notes forming part of the standalone financial statements

(c) Amount due to/from related parties:

| S. No. | Nature of transactions | As at March 31, 2022 | As at March 31, 2021 |
|--------|--|----------------------|----------------------|
| 1 | Inter corporate borrowings | | |
| | L&T Finance Holdings Limited | 1,018.21 | 1,073.01 |
| 2 | Interest accrued on inter corporate borrowings | | |
| | L&T Finance Holdings Limited | 19.38 | 2.52 |
| 3 | Investment in subsidiaries | | |
| | L&T Infra Credit Limited (erstwhile L&T Infra Debt Fund Limited) | 478.26 | 478.26 |
| | L&T Infra Investment Partners Advisory Private Limited | 5.00 | 5.00 |
| | L&T Infra Investment Partners Trustee Private Limited | 0.10 | 0.10 |
| 4 | Investment in units of fund | | |
| | L&T Infra Investments Partner Fund | 219.28 | 240.40 |
| 5 | Non convertible debenture (Borrowings) from ³ | | |
| | Larsen & Toubro Limited | 1,025.38 | 2,015.38 |
| 6 | Interest accrued on non convertible debenture (borrowings) | | |
| | Larsen & Toubro Limited | 39.66 | 76.73 |
| 7 | Rent deposit to | | |
| | L&T Financial Consultants Limited | 16.60 | 17.06 |
| 8 | Account payable | | |
| | L&T Finance Holdings Limited | - | 17.45 |
| | Larsen & Toubro Electromech LLC | 0.01 | 0.01 |
| | L&T Hydrocarbon Engineering Limited | 0.02 | 0.02 |
| | Larsen & Toubro Infotech Limited | 0.15 | 0.27 |
| 9 | Account receivable | | |
| | Larsen & Toubro Limited | 1.14 | 9.47 |
| | L&T Finance Holdings Limited | 7.18 | - |
| | L&T Infra Credit Limited (formerly known as L&T Infra Debt Fund Limited) | 1.50 | - |
| | L&T Investment Management Limited | 0.01 | - |
| | L&T Financial Consultants Limited | - | 0.13 |
| 10 | Brand license fees payable | | |
| | Larsen & Toubro Limited | 44.57 | 0.07 |

Notes:

- Transactions shown above are excluding GST, if any.
- Managerial Remuneration excludes provision for gratuity, pension and compensated absences, since it is provided on actuarial basis for the company as a whole and includes and director sitting fees.
- The above NCD balance includes purchase and sale from secondary market and are held by related party as on reporting dates.



L&T Finance Limited
Notes forming part of the standalone financial statements

Note : 34 Disclosure pursuant to Ind AS 19 "Employee Benefits"

(i) Defined Contribution plan:

The Company's state governed provident fund scheme are defined contribution plan for its employees, and for a certain categories of employees made to a trust viz. the Larsen & Toubro Officers & Supervisory Staff Provident Fund constituted by the ultimate parent company, which is permitted under The employee's Provident Funds and Miscellaneous Provisions Act, 1952. The Contribution by the employer and employee together with interest accumulated there on are payable to the employee at the time of separation from company or retirement whichever is earlier. The benefit vests immediately on rendering of services by the employee. In addition to the above, information relating to the scheme operated by the trust constituted by the holding company is given in the note (iii) below.

The Company has recognised charges of ₹ 38.59 crore (previous year: ₹ 34.14 crore) for provident fund contribution is included in "Note 30 Employee Benefits Expenses" in the Statement of Profit and Loss.

(ii) Defined Benefits Gratuity Plan :

The Company operates gratuity plan through a trust wherein every employee is entitled to the benefit equivalent to fifteen days last salary drawn for each completed year of service. The same is payable on termination of service or retirement whichever is earlier. The benefit vests after five years of continuous service. The Company's scheme is more favorable as compared to the obligation under Payment of Gratuity Act, 1972.

(a) The amounts recognised in Balance Sheet are as follows:

| | | ₹ in crore | |
|---|--|-------------------------|-------------------------|
| | | Gratuity Plan | |
| Particulars | | As at March 31, 2022 | As at March 31, 2021 |
| A) Present Value of Defined Benefit Obligation | | | |
| - Wholly funded | | 39.30 | 33.23 |
| - Wholly unfunded | | | - |
| | | 39.30 | 33.23 |
| Less : Fair value of plan assets | | (31.54) | (24.31) |
| Amount to be recognised as liability or (asset) | | 7.76 | 8.92 |
| B) Amounts reflected in Balance Sheet | | | |
| Liabilities | | 7.76 | 8.92 |
| Assets | | - | - |
| Net liability | | 7.76 | 8.92 |

(b) The amounts recognised in the Statement of Profit and Loss are as follows:

| | | ₹ in crore | |
|---------|---|-------------------------|-------------------------|
| | | Gratuity Plan | |
| Sr. No. | Particulars | As at March 31, 2022 | As at March 31, 2021 |
| 1 | Current Service Cost | 9.21 | 9.05 |
| 2 | Net Interest Cost | 0.53 | 0.52 |
| 3 | Actuarial losses/(gains): | | |
| i) | Actuarial (gains)/losses arising from changes in financial assumptions | (2.67) | 1.48 |
| ii) | Actuarial (gains)/losses arising from changes in demographic assumptions | - | (0.75) |
| iii) | Actuarial (gains)/losses arising from changes in experience adjustments | 1.08 | (1.96) |
| iv) | Actuarial losses/(gains) - difference between actuarial return on plan assets | (0.40) | 0.19 |
| v) | Adjustment to recognize as asset selling | - | - |
| 4 | Past Service Cost | - | - |
| | Total (1 to 4) | 7.75 | 8.51 |
| i | Amount included in "employee benefits expenses" | 9.21 | 9.05 |
| ii | Amount included in as part of "finance cost" | 0.53 | 0.52 |
| iii | Amount included as part of "Other Comprehensive income" | (1.99) | (1.05) |
| | Total (i + ii + iii) | 7.75 | 8.51 |

(c) The changes in the present value of defined benefit obligation representing reconciliation of opening and closing balance thereof are as follows:

| | | ₹ in crore | |
|--|--|-------------------------|-------------------------|
| | | Gratuity Plan | |
| Particulars | | As at March 31, 2022 | As at March 31, 2021 |
| Opening balance of the present value of defined benefit obligation | | 33.23 | 25.85 |
| Add : Current Service Cost | | 9.21 | 9.05 |
| Add : Interest Cost | | 1.49 | 1.36 |
| Add : Actuarial losses/(gains): | | | |
| i) Actuarial (gains)/losses arising from changes in financial assumptions | | (2.67) | 1.48 |
| ii) Actuarial (gains)/losses arising from changes in demographic assumptions | | - | (0.75) |
| iii) Actuarial (gains)/losses arising from changes in experience adjustments | | 1.08 | (1.96) |
| Less : Benefits paid | | (3.79) | (1.84) |
| Add : Past service cost | | - | - |
| Add : Liability assumed/(settled)* | | 0.75 | 0.05 |
| Closing balance of the present value of defined benefit obligation | | 39.30 | 33.23 |



L&T Finance Limited
Notes forming part of the standalone financial statements

Note : 34 Disclosure pursuant to Ind AS 19 "Employee Benefits"

(d) Changes in the fair value of plan assets representing reconciliation of the opening and closing balances thereof are as follows:

| Particulars | Gratuity Plan | |
|---|-------------------------|-------------------------|
| | As at March 31, 2022 | As at March 31, 2021 |
| Opening balance of the fair value of the plan assets | 24.31 | 14.79 |
| Add : Interest income of plan assets | 0.96 | 0.84 |
| Add/(less) : Actuarial gains/(losses) | | |
| Difference between actual return on plan assets and interest income | 0.40 | (0.19) |
| Add : Contribution by the employer | 9.65 | 10.71 |
| Less : Benefits paid | (3.79) | (1.84) |
| Add: Assets acquired/(settled)* | - | - |
| Closing balance of the fair value of the plan assets | 31.53 | 24.31 |

(e) The fair value of major categories of plan assets are as follows:

| Sr. No | Particulars | Gratuity Plan | |
|--------|----------------------------------|-------------------------|-------------------------|
| | | As at March 31, 2022 | As at March 31, 2021 |
| 1 | Government of India Securities | 1.38 | 1.99 |
| 2 | Insurer managed funds - unquoted | 23.29 | 17.74 |
| 3 | Others debt instruments | 1.55 | 1.89 |
| 4 | Others - unquoted | 5.32 | 2.69 |
| | Total plan assets | 31.54 | 24.31 |

(f) Principal actuarial assumptions at the valuation date:

| Sr. No. | Particulars | Gratuity Plan | |
|---------|------------------------|-------------------------|-------------------------|
| | | As at March 31, 2022 | As at March 31, 2021 |
| 1 | Discount rate | 5.90% | 4.65% |
| 2 | Salary escalation rate | 9.00% | 9.00% |

(A) Discount rate:

The discount rate based on the prevailing market yields of Indian government securities as at the balance sheet date for the estimated term of the obligations.

(B) Salary escalation rate:

The estimates of future salary increase considered takes into account the inflation, seniority, promotion and other relevant factors.

(g) Attrition Rate:

The attrition rate varies from 6% to 31% (previous year: 6% to 31%) for various age groups.

(h) Mortality:

Published rates under the Indian Assured Lives Mortality (2012-14) UFI table.

(i) Sensitivity Analysis:

One percentage point change in actuarial assumption would have the following effects on the defined benefit obligation:

| Sr. No. | Particulars | Gratuity Plan | | | |
|---------|---|-------------------------|-------------------------|-------------------------|-------------------------|
| | | Effect of 1% Increase | | Effect of 1% Decrease | |
| | | As at March 31, 2022 | As at March 31, 2021 | As at March 31, 2022 | As at March 31, 2021 |
| 1 | Impact of change in discount rate | (1.91) | (1.80) | 2.11 | 2.00 |
| 2 | Impact of change salary escalation rate | 2.02 | 1.90 | (1.88) | (1.75) |



L&T Finance Limited
Notes forming part of the standalone financial statements

Note : 34 Disclosure pursuant to Ind AS 19 "Employee Benefits"

(iii) Defined Benefits Provident Fund Plan

In respect of the contribution by the employer and employee to the provident fund trust constituted by the ultimate parent company, in terms of the guidance note issued by the Institution of Actuarial of India for the measurement of provident fund liabilities, the actuary engaged by the Company has provide the following information in this regards:

(a) The amounts recognised in Balance Sheet are as follows:

| Particulars | Provident Fund Plan | |
|---|-------------------------|-------------------------|
| | As at March 31, 2022 | As at March 31, 2021 |
| A) Present Value of Defined Benefit Obligation | | |
| - Wholly funded | 15.15 | 14.60 |
| - Wholly unfunded | - | - |
| | 15.15 | 14.60 |
| Assets acquired on acquisition | | |
| Less : Fair Value of plan assets | (16.30) | (15.95) |
| Add : Amount not recognised as an asset | - | - |
| Amount to be recognised as liability or (asset) | (1.15) | (1.35) |
| B) Amounts reflected in Balance Sheet: | | |
| Liabilities: | - | - |
| Assets: | (1.15) | (1.35) |
| Net liability/(asset) | (1.15) | (1.35) |

(b) The amounts recognised in the Statement of Profit and Loss are as follows:

| Sr. No. | Particulars | Provident Fund Plan | |
|---------|---|-------------------------|-------------------------|
| | | As at March 31, 2022 | As at March 31, 2021 |
| 1 | Current Service Cost | - | - |
| 2 | Interest Cost | 1.20 | 1.18 |
| 3 | Interest Income on Plan Assets | - | - |
| 4 | Expected return on Plan Assets | (1.20) | (1.18) |
| 5 | Actuarial losses/(gains) | (0.58) | (0.47) |
| 6 | Actuarial gain/(loss) not recognised in Books | 0.58 | 0.47 |
| | Total (1 to 6) | - | - |
| i | Amount included in "employee benefits expenses" | - | - |
| ii | Amount included in as part of "finance cost" | - | - |
| iii | Amount included as part of "Other Comprehensive income" | - | - |
| | Total (i + ii + iii) | - | - |

(c) The changes in the present value of defined benefit obligation representing reconciliation of opening and closing balance thereof are as follows:

| Particulars | Provident Fund Plan | |
|--|-------------------------|-------------------------|
| | As at March 31, 2022 | As at March 31, 2021 |
| Opening balance of the present value of defined benefit obligation | 14.60 | 14.32 |
| Add : Assets acquired on acquisition | - | - |
| Add : Current Service Cost | - | - |
| Add : Interest Cost | 1.20 | 1.18 |
| Add : Actuarial (gains)/losses | | |
| i) Actuarial (gains)/losses arising from changes in financial assumptions | - | - |
| ii) Actuarial (gains)/losses arising from changes in demographic assumptions | - | - |
| iii) Actuarial (gains)/losses arising from changes in experience adjustments | - | - |
| Less : Benefits paid | (1.76) | (0.91) |
| Add : Contribution by the employer | 0.77 | (0.02) |
| Add : Liability assumed/(settled)* | 0.34 | 0.03 |
| Closing balance of the present value of defined benefit obligation | 15.15 | 14.60 |



L&T Finance Limited
Notes forming part of the standalone financial statements

Note : 34 Disclosure pursuant to Ind AS 19 "Employee Benefits"

(d) Changes in the fair value of plan assets representing reconciliation of the opening and closing balances thereof are as follows:

₹ in crore

| Particulars | Provident Fund Plan | |
|---|-------------------------|-------------------------|
| | As at March 31, 2022 | As at March 31, 2021 |
| Opening balance of the fair value of the plan assets | 15.95 | 15.18 |
| Add : Assets acquired on acquisition | - | - |
| Add : Interest income of plan assets | 1.20 | 1.18 |
| Add/(less) : Actuarial gains/(losses) | - | - |
| Difference between actual return on plan assets and interest income | 0.58 | 0.47 |
| Add : Contribution by the employer | - | - |
| Add/(less) : Contribution by plan participants | - | - |
| Less : Benefits paid | (1.76) | (0.91) |
| Add: Assets acquired/(settled)* | 0.34 | 0.03 |
| Closing balance of plan assets | 16.31 | 15.95 |

(e) The fair value of major categories of plan assets are as follows:

₹ in crore

| Sr. No. | Particulars | Provident Fund Plan | |
|---------|--------------------------------|-------------------------|-------------------------|
| | | As at March 31, 2022 | As at March 31, 2021 |
| 1 | Government of India Securities | 7.38 | 7.23 |
| 2 | Corporate Bonds | 4.97 | 4.69 |
| 3 | Special Deposit Scheme | 0.54 | 0.59 |
| 4 | Public Sector Unit Bond | 1.69 | 2.01 |
| 5 | Others | 1.73 | 1.43 |
| | Total plan assets | 16.31 | 15.95 |

(f) Principal actuarial assumptions at the valuation date:

| Sr. No. | Particulars | Provident Fund Plan | |
|---------|--|-------------------------|-------------------------|
| | | As at March 31, 2022 | As at March 31, 2021 |
| 1 | Discount rate for the term of the obligation | 7.05% | 6.44% |
| 2 | Average historic yield on the investment portfolio | 8.64% | 8.85% |
| 3 | Discount rate for the remaining term to maturity of the investment portfolio | 6.85% | 6.60% |
| 4 | Future derived return on assets | 8.94% | 8.69% |
| 5 | Guaranteed rate of return | 8.10% | 8.25% |

(A) Discount rate:

The discount rate is based on the prevailing market yields of Indian government securities as at the valuation date for the estimated term of the obligations.

(B) Average historic yield on the investment portfolio:

The average rate of return earned on the investment portfolio of provident fund in the previous three years.

(C) Expected investment return:

Expected investment return is determined by adding the yield spread to the discount rate for a term of the obligation, where yield spread is the difference between the average historic yield on the investment portfolio & discount rate for the remaining term to maturity of the investment portfolio.

(D) Guaranteed rate of return:

The Regional Provident Fund Commissioner has not yet declared the interest rate for its own subscribers for the current financial year 2021-2022.

However, in view of the fall in equity values as at 31 March 2022 and fall in the returns on fixed income instruments, we are of the view that going forward the future guaranteed rate is unlikely to be in excess of 8.10% p.a.

*On account of business combination or inter-group transfer



L&T Finance Limited
Notes forming part of the standalone financial statements

Note : 35 Disclosures pursuant to Indian Accounting Standards (Ind AS) 116 - Leases

i) Company as Lessee

a) Operating Lease

i) The company has taken various assets on lease such as, plant and machinery, buildings, office premises, vehicles. Generally, leases are renewed only on mutual consent and at a prevalent market price.

ii) Details with respect to right of use assets:-

| Class of Assets | Opening balance | Addition during the year | Derecognize during the year | Depreciation for the year | Closing balance |
|------------------|-----------------|--------------------------|-----------------------------|---------------------------|-----------------|
| As at March 2022 | 29.79 | 21.28 | 4.08 | 14.63 | 32.36 |
| As at March 2021 | 32.54 | 11.04 | 3.41 | 10.38 | 29.79 |

₹ in crore

iii) Details with respect to lease liabilities

| Particulars | 2021-22 | 2020-21 |
|---|---------|---------|
| Opening Lease liability | 34.05 | 36.34 |
| Add: Additions during the year | 21.28 | 11.04 |
| Add: Interest accrued during the year | 5.69 | 3.05 |
| Less: Interest paid during the year | (5.69) | (3.05) |
| Less: Sale off | 0.00 | (3.72) |
| Less: Principal Repayment during the year | (19.80) | (9.61) |
| Closing Lease liability | 35.53 | 34.05 |

₹ in crore

iv) Interest expense on lease liabilities for F.Y. 2021-22 is ₹ (5.69) crore and for F.Y. 2020-21 is ₹ 3.05 crore

v) Expense relating to leases for which underlying asset is of low value for F.Y. 2021-22 is ₹ 6.15 crore and for F.Y. 2020-21 is ₹ 22.17 crore

vi) Expense related to short-term leases for F.Y. 2021-22 is ₹ 43.50 crore and for F.Y. 2020-21 is ₹ 34.25 crore

vii) Expense related to variable lease payments for F.Y. 2021-22 is Nil and F.Y. 2020-21 is Nil

viii) Income from sub-letting of right of use assets for F.Y. 2021-22 is ₹ 1.70 crore and for F.Y. 2020-21 is ₹ 3.02 crore

b) Finance Lease : Not Applicable

ii) Company as Lessor

a) Finance Lease

i) The Company has given on finance leases certain items of plant and equipment. The leases have a primary period that is fixed and noncancellable and a secondary period. There are no exceptional/restrictive covenants in the lease agreement. There are no significant risks associated with rights that the Company

ii) Maturity analysis of minimum undiscounted lease receivables and the present value of minimum lease payments receivable is as under:

| Particulars | As at March 31, 2022 | As at March 31, 2021 |
|--|----------------------|----------------------|
| Receivable not later than 1 year | 4.85 | 20.70 |
| Receivable later than 1 year but not later than 2 year | 0.01 | 4.85 |
| Receivable later than 2 year but not later than 3 year | - | 0.01 |
| Receivable later than 3 year but not later than 4 year | - | - |
| Receivable later than 4 year but not later than 5 year | - | - |
| Receivable later than 5 years | - | - |
| Gross investment in lease | 4.86 | 25.56 |
| Less: Unearned finance income | 0.23 | 2.05 |
| Present value of minimum lease payment receivable | 4.63 | 23.51 |

₹ in crore

iii) Finance lease income on net investment in lease recognised in statement of Profit & loss during the F.Y. 2021-22 is ₹ 1.50 crore and for F.Y. 2020-21 is ₹ 3.84 crore

iv) Finance lease income relating to variable lease payments not depending on index/rate - NIL

v) Changes in carrying amount of net investment in finance lease

| Particulars | Current | Non Current | Total |
|---|---------|-------------|---------|
| Opening value of Lease Receivables as on April 1, 2020 | 25.42 | 25.56 | 50.98 |
| Add: Finance lease income recognised in P&L | 3.84 | - | 3.84 |
| Less: Lease rental received (cash payment) | (29.26) | - | (29.26) |
| Add/Less: Change on account of any other factors | 20.70 | (20.70) | - |
| Opening value of Lease Receivables as on April 1, 2021 | 20.70 | 4.86 | 25.56 |
| Add: Finance lease income recognised in P&L | 1.50 | - | 1.50 |
| Less: Lease rental received (cash payment) | (22.20) | - | (22.20) |
| Add/Less: Change on account of any other factors | 4.85 | (4.85) | - |
| Closing value of Lease Receivables as on March 31, 2022 | 4.85 | 0.01 | 4.86 |

₹ in crore



L&T Finance Limited
Notes forming part of the standalone financial statements

Note : 35 Disclosures pursuant to Indian Accounting Standards (Ind AS) 116 - Leases

b) Operating Lease :

- i) The company has given certain assets under operating lease. There are no significant risks associated with rights that the Company retains in underlying assets. Leases are renewed only on mutual consent and at a prevalent market price.
- ii) Maturity analysis of undiscounted lease receivables:

| Particulars | ₹ In crore | |
|--|-------------------------|-------------------------|
| | As at March 31, 2022 | As at March 31, 2021 |
| Receivable not later than 1 year | 0.16 | 0.46 |
| Receivable later than 1 year but not later than 2 year | - | 0.23 |
| Receivable later than 2 year but not later than 3 year | - | - |
| Receivable later than 3 year but not later than 4 year | - | - |
| Receivable later than 4 year but not later than 5 year | - | - |
| Receivable later than 5 years | - | - |
| Total | 0.16 | 0.69 |

- iii) Lease income recognised in Profit & Loss account (Other than variable lease payment) for F.Y. 2021-22 is ₹ 0.23 crore and for F.Y. 2020-21 is ₹ 0.68 crore
- iv) Lease income relating to variable lease payments not depending on index/rate : Nil



L&T Finance Limited
Notes forming part of the standalone financial statements

Note : 36 Corporate Social Responsibility (CSR)

Amount required to be spent by the Company on Corporate Social Responsibility (CSR) related activities during the year is ₹ 16.34 crore (previous year: ₹ 17.05 crore).

(a) The amount recognised as expense in the Statement of Profit and Loss on CSR related activities is ₹ 5.48 crore (previous year: ₹ 11.78 crore) (Refer note no. 32 of financial statements), which comprises of:

| Particulars | 2021-22 | | | 2020-21 | | |
|--|---------|-----------------------|-------|---------|-----------------------|-------|
| | In cash | Set off from previous | Total | In cash | Set off from previous | Total |
| (a) Amount spent during the year on: | | | | | | |
| (i) Construction/ acquisition of any asset | - | - | - | 0.38 | - | 0.38 |
| (ii) On purposes other than (i) above | 5.41 | 10.93 | 16.34 | - | 16.07 | 16.07 |

(b) Amount of surplus to be carried forward in subsequent years for Set off :

| ₹ in crore | | | |
|--|--------------------------------------|--|---|
| Amount spent in excess of requirements as per Companies Act, 2013 as on March 31, 2021 available for set off in subsequent years | Actual amounts spent during FY 21-22 | Amounts to be spent in FY 21-22 as per the requirements of Companies Act, 2013 | Surplus carried forward to be set off in subsequent years |
| 10.93 | 5.48 | 16.34 | 0.07 |

Opening excess amounting to ₹ 2.75 Crore pertaining to PM Care Fund cannot be utilized as per Government clarification and hence reduced from opening balance of ₹ 13.68 crores.

(c) **Nature of CSR activities during the financial year 2021-22**

The payment for the CSR activities are done for Digital Financial Literacy & Entrepreneurship Development and also for disaster management activities.

Nature of CSR activities during the financial year 2020-21

(i) Digital Sakhi - Promoting gender equality, empowering women for reducing inequalities faced by socially and economically backward groups, Rural Development programme

(ii) Integrated Water Resource Management (IWRM) - eradicating extreme hunger and poverty, ensuring environmental sustainability, Rural Development programme

Note : 37 Pursuant to the Employees Stock Options Scheme established by the holding company (i.e. L&T Finance Holdings Limited), stock options have been granted to the employees of the Company. Total cost incurred by the holding company in respect of options granted to employees of the company amounts; recovery of the same and future period expense details are following:

| Particulars | Total cost incurred by holding company (i.e. L&T Finance Holdings Limited) | Expense recovered by holding company till end of financial year | Expenses charged to Statement of Profit and Loss for the year | Remaining expenses to be recovered in future year |
|----------------------|--|---|---|---|
| (A) | (B) | (C) | (D) | (E = B - C) |
| As at March 31, 2022 | 258.69 | 202.52 | 13.79 | 56.17 |
| As at March 31, 2021 | 232.50 | 188.74 | 41.54 | 43.56 |

Note : 38 Basic and Diluted Earnings per share [EPS] computed in accordance with Ind AS 33 "Earnings Per Share"

| Particulars | | 2021-22 | 2020-21 |
|---|-----|---------------|---------------|
| Basic Earning Per Share | | | |
| Profit after tax as per statement of profit and loss (₹ in crore) | A | 807.98 | 1.36 |
| Weighted average number of equity shares outstanding during the year (Nos.) | B | 2,684,172,360 | 2,684,172,360 |
| Basic Earning Per Share (₹) | A/B | 3.01 | 0.01 |
| Diluted Earning Per Share | | | |
| Profit after tax as per statement of profit and loss (₹ in crore) | A | 807.98 | 1.36 |
| Weighted average number of equity shares outstanding (Nos.) | B | 2,684,172,360 | 2,684,172,360 |
| Diluted Earning Per Share (₹) | A/B | 3.01 | 0.01 |
| Face value of shares (₹) | | 10.00 | 10.00 |

Note : 39 Disclosures pursuant to Ind AS 37 "Provisions, Contingent Liabilities and Contingent Assets"

| Particulars | As at March 31, 2022 | As at March 31, 2021 |
|--|----------------------|----------------------|
| Contingent Liabilities: | | |
| a) Claim against the Company not acknowledged as debt: | | |
| - Income Tax matter in dispute* | 8.66 | 8.66 |
| - Sales tax/ VAT / Service Tax matter in dispute* | 525.03 | 516.18 |
| - Legal matter in dispute* | 1.45 | 2.17 |
| b) Bank Guarantees | 135.39 | 181.54 |
| c) Other money for which the Company is contingently liable (Liability towards Letter of Credit/net of margin money) | 403.88 | 158.62 |
| Commitments | | |
| a) Estimated amount of contracts remaining to be executed on capital account and not provided for: | 16.29 | 11.22 |
| b) Undisbursed Commitment | 1,026.95 | 1,010.35 |

Note:

*In respect of disputes, the company is hopeful of succeeding in appeals and does not expect any significant liabilities to materialise.

Figures reported above are excluding GST



L&T Finance Limited

Notes forming part of the standalone financial statements

Note : 40 Frauds committed against the company:

| Particulars | 2021-22 | 2020-21 |
|--|---------|---------|
| No. of cases of fraud which occurred during the year | 149.00 | 286.00 |
| Amount involved | 2.79 | 193.29 |
| Amount recovered | 0.67 | 0.14 |
| Amount provided/loss* | 1.80 | 193.25 |

*net of recoveries.

Note : 41 The Company has invoked pledge of equity shares and Non-convertible debentures ("NCD") in the following companies, pledged with the Company as collateral by the borrowers and these shares and NCD are being held by the Company as bailee. As and when the shares are sold, the proceeds would be adjusted against the overdue portion of the loan then remaining outstanding.

| Sr. No. | Name of Company | Quantity held as bailee | |
|---------|--|-------------------------|----------------------|
| | | As at March 31, 2022 | As at March 31, 2021 |
| 1 | Automobile Corporation Of Goa Limited | - | 8,784 |
| 2 | Bajaj Holdings And Investment Private Limited | - | 20,220 |
| 3 | Future Retail Limited | 1,659,117 | - |
| 4 | Kinetic Engineering Limited | - | 17,556 |
| 5 | Motherson Sumi Systems Limited | - | 91,125 |
| 6 | Munjel Shows Limited | - | 25,000 |
| 7 | NTPC Limited | - | 19,000 |
| 8 | Reliance Capital Limited | - | 4,500 |
| 9 | State Bank Of India | - | 10,000 |
| 10 | Tata Consultancy Services Limited | - | 220 |
| 11 | Tata Motors Limited | - | 31,814 |
| 12 | Tata Steel Limited | 479,272 | 7,189,089 |
| 13 | Saumya Mining Limited | 513,012 | 513,012 |
| 14 | NTPC Limited - NCD | - | 16,300 |
| 15 | Punj Lloyd Limited | 5 | 5 |
| 16 | GHCL Limited | 70,000 | 70,000 |
| 17 | Golden Tobacco Limited | 10,000 | 10,000 |
| 18 | Hindusthan National Glass & Industries Limited | 8,404,499 | 3,404,499 |
| 19 | Sterling International Enterprises Limited | 217,309 | 217,309 |
| 20 | Tulip Telecom Limited | 1,401,762 | 1,401,762 |
| 21 | Hanjer Biotech Energies Private Limited | 325,096 | 325,096 |
| 22 | VMC Systems Limited | 717,796 | 179,608 |
| 23 | KSK Energy Ventures Limited | 308,446 | 308,446 |
| 24 | Soma Enterprises Limited | 2,447,655 | 2,446,155 |
| 25 | Gwalior Bypass Project Limited | 21,287 | - |
| 26 | KSK Electricity Financing India Pvt Ltd | 2,000 | - |
| 27 | Awantha Holdings Limited | 4,500 | - |
| 28 | Ace Urban Developers Private Limited | 15,250 | - |
| 29 | Valdel Projects Corporation Pvt Ltd | 1,532 | - |

Note : 42 Expenditure in foreign currency:

| Particulars | 2021-22 | 2020-21 |
|-----------------------------|---------|---------|
| Professional Fees | 0.21 | 11.65 |
| License Fees | 6.05 | 2.96 |
| Business Promotion Expenses | - | - |
| Finance Cost | 59.68 | 77.25 |
| Others | - | 0.11 |

Note : 43 Dues to micro enterprises and small enterprises:

| Sr. No. | Particulars | 2021-22 | 2020-21 |
|---------|--|---------|---------|
| i. | the principal amount and the interest due thereon remaining unpaid to any supplier as at the end of each accounting year; | - | - |
| ii. | the amount of interest paid by the Company in terms of section 16 of MSMED Act, 2006, along with the amounts of the payment made to the suppliers beyond the appointed day during the year; | - | - |
| iii. | the amount of interest due and payable for the period of delay in making payment (which have been paid but beyond the appointed day during the year) but without adding the interest specified under MSMED Act, 2006; | - | - |
| iv. | the amount of interest accrued and remaining unpaid at the end of each accounting year; | - | - |
| v. | the amount of further interest remaining due and payable even in the succeeding years, until such date when the interest dues as above are actually paid to the small enterprise, for the purpose of disallowance as a deductible expenditure under section 23 of the MSMED Act, 2006. | - | - |

Footnote: The management has identified micro and small enterprises as defined under Micro, Small and Medium Enterprises Development Act, 2006 [MSMED] on the basis of information made available by the supplier or vendors of the Company.



L&T Finance Limited
Notes forming part of the standalone financial statements

Note : 44 Relationship with Struck Off Companies

(a) Amount outstanding as at March 31, 2022:

| Sr. No. | Name of Struck off company | Nature of transactions with struck off company | Balance outstanding (Gross) (₹ in crore) | Balance outstanding (Net) (₹ in crore) | Relationship with the struck off company, if any, to be disclosed |
|---------|------------------------------------|--|--|--|---|
| 1 | Earl Grey Hotels Private Limited | Vendor | — | — | NA |
| 2 | Innoch Engineering Private Limited | Receivable | 0* | 0* | NA |

* less than 1 lac

(b) Amount outstanding as at March 31, 2021:

| Sr. No. | Name of Struck off company | Nature of transactions with struck off company | Balance outstanding (Gross) (₹ in crore) | Balance outstanding (Net) (₹ in crore) | Relationship with the struck off company, if any, to be disclosed |
|---------|------------------------------------|--|--|--|---|
| 1 | Earl Grey Hotels Private Limited | Vendor | — | — | NA |
| 2 | Innoch Engineering Private Limited | Receivable | 0* | 0* | NA |

* less than 1 lac

Note : Previous year numbers are taken for struck off companies as on date.



L&T Finance Limited
Notes forming part of the standalone financial statements

Note : 45**A Amalgamation of L&T Infrastructure Finance Company Limited ("LTIFC") and L&T Housing Finance Limited ("LTHF") with the Company during previous F.Y. 2020-21**

1. L&T Infrastructure Finance Company Limited ("LTIFC"), L&T Housing Finance Limited ("LTHF") and the Company, wholly owned subsidiaries of L&T Finance Holdings Limited ("LTFH") wherein "LTHF" is HFC registered with NH6 and "LTIFC" and the Company are NBFCs registered with RBI within the L&T Financial Services Group ("LTFSG/Group"). In order to consolidate the business of the lending entities for creation of a single larger unified entity, it was proposed that LTIFC and LTHF to be amalgamated with the Company. Amalgamation will lead to consolidation and help synergise integration of the businesses of transferor companies and the transferee company to enable better operational management, greater focus and simplification of group corporate structure.

The Board of directors of LTIFC, LTHF and the Company had approved the scheme of amalgamation by way of merger by absorption ("Scheme") of "LTIFC" and "LTHF" (together referred as Transferor Company) with the Company (Transferee Company) on March 20, 2020 effective from April 01, 2020 (Appointed date). Pursuant to receipt of necessary orders from National Company Law Tribunal (NCLT), Mumbai and Kolkata, sanctioning the scheme of amalgamation by way of merger by absorption of LTHF and LTIFC with the Company, under Sections 230 to 232 of the Companies Act, 2013, the Scheme became effective on April 12, 2021. On and from the Appointed Date, i.e., April 1, 2020, the Company has accounted for amalgamation as a common control business combination in accordance with Appendix C of the Indian Accounting Standard (Ind AS) 103 - "Business Combinations".

The figures for the previous financial year represent the figures of the Amalgamated Company from appointed date April 01, 2020.

2. The purchase consideration of ₹ 1,085.03 crore for acquisition of Transferor Company was settled by Transferee Company through issue of 108,50,34,151 (One hundred eight crores fifty lakhs thirty four thousand one hundred sixty one) equity shares of ₹ 10 each to the shareholder of LTIFC and LTHF as on the record date as stated in the Scheme as per following share exchange ratio.

- a) 201 equity shares of face value of ₹ 10 each for every 100 equity shares of face value of ₹ 10 each held in L&T Housing Finance Limited pre merger
b) 50 equity shares of face value of ₹ 10 each for every 100 equity shares of face value of ₹ 10 each held in L&T Infrastructure Finance Company Limited pre merger

The amalgamation was accounted as a common control business combination in accordance with the accounting prescribed under "pooling of interest" method in Appendix C of the Indian Accounting Standard (Ind AS) 103 - "Business Combinations" and as per the specific provisions of the Scheme. Accordingly, the Scheme has been given effect to in these financial statements and all assets, liabilities and reserves and income and expenditure of the Transferor Company stand transferred to and vested in the Transferee Company.

Consequent to the Scheme becoming effective, Assets net of liabilities and reserves of Transferor Company amounting to ₹ 1,670.67 crore as on the Appointed Date have been transferred to the Transferee Company at their respective carrying value. The balance amount of ₹ 585.64 crore has been credited in Capital Reserve on amalgamation.

Break down of the purchase consideration into net value of assets, liabilities and reserve transfer and capital reserve is as under:

| Particulars | LTIFC | LTHF | Total |
|--|-----------|-----------|-----------|
| I. Consideration paid for acquisition | 752.65 | 332.38 | 1,085.03 |
| II. Assets, Liabilities and Reserves transferred | | | |
| a. Assets acquired on appointed date | 31,656.55 | 15,067.80 | 46,724.35 |
| b. Liabilities transferred on appointed date | 26,446.16 | 13,546.09 | 39,992.25 |
| c. Reserves transferred on appointed date | 3,705.09 | 1,356.34 | 5,061.43 |
| Net Value (a-b-c) | 1,505.30 | 165.37 | 1,670.67 |
| III. Capital Reserve (II-I) | 752.65 | (167.01) | 585.64 |



L&T Finance Limited
Notes forming part of the standalone financial statements

Note : 46 Disclosure pursuant to Ind AS 107 "Financial Instruments: Disclosures" and pursuant to Ind AS 1 "Presentation of financial statements"
Maturity profile of financial assets and financial liabilities

₹ in crore

| Particular | March 31, 2022 | | | March 31, 2021 | | |
|---|----------------------|---------------------|------------------|----------------------|---------------------|------------------|
| | Within twelve months | After twelve months | Total | Within twelve months | After twelve months | Total |
| ASSETS: | | | | | | |
| Financial assets: | | | | | | |
| Cash and cash equivalents | 4,233.83 | - | 4,233.83 | 4,312.83 | - | 4,312.83 |
| Bank Balance other than (a) above | 1,909.15 | 0.21 | 1,909.36 | 1,418.93 | 30.36 | 1,449.29 |
| Derivative financial instruments | 145.48 | 58.56 | 204.04 | (6.02) | 38.62 | 32.50 |
| Receivables | | | | | | |
| Trade receivables | 5.24 | - | 5.24 | 23.00 | - | 23.00 |
| Other receivables | 56.43 | - | 56.43 | 65.63 | - | 65.63 |
| Loans | 41,607.88 | 35,921.18 | 77,529.06 | 40,660.59 | 37,933.05 | 78,593.64 |
| Investments | 2,877.85 | 6,426.10 | 9,303.95 | 2,576.29 | 5,850.72 | 8,427.01 |
| Other financial assets | 82.78 | - | 82.78 | 58.47 | 9.59 | 68.06 |
| Non-financial assets | | | | | | |
| Current tax assets (net) | - | 590.18 | 590.18 | - | 516.65 | 516.65 |
| Deferred tax assets (net) | - | 1,401.20 | 1,401.20 | - | 1,584.36 | 1,584.36 |
| Property, plant and equipment | - | 19.41 | 19.41 | - | 22.56 | 22.56 |
| Intangible assets under development | - | 21.79 | 21.79 | - | 23.84 | 23.84 |
| Other intangible assets | - | 115.76 | 115.76 | - | 110.89 | 110.89 |
| Right of use assets | - | 32.36 | 32.36 | - | 29.79 | 29.79 |
| Other non-financial assets | 53.12 | 623.32 | 676.44 | 110.73 | 837.87 | 948.60 |
| Total Assets | 50,971.76 | 45,200.07 | 96,171.83 | 49,220.45 | 46,988.30 | 96,208.75 |
| LIABILITIES: | | | | | | |
| Financial liabilities | | | | | | |
| Payables | | | | | | |
| Trade payables | 423.67 | - | 423.67 | 364.90 | - | 364.90 |
| Other payables | 6.49 | - | 6.49 | 5.07 | - | 5.07 |
| Debt securities | 17,442.53 | 17,223.08 | 34,665.61 | 14,544.12 | 22,686.36 | 37,230.48 |
| Borrowings (other than debt securities) | 26,701.20 | 13,655.20 | 40,356.40 | 21,339.21 | 17,318.90 | 38,658.11 |
| Subordinated liabilities | 600.37 | 2,697.22 | 3,297.59 | 331.38 | 3,170.21 | 3,501.59 |
| Lease liabilities | 13.18 | 22.35 | 35.53 | 9.00 | 24.15 | 34.05 |
| Other financial liabilities | 662.54 | - | 662.54 | 500.48 | 56.13 | 556.61 |
| Non-financial liabilities | | | | | | |
| Current tax liabilities (net) | 155.55 | - | 155.55 | 170.44 | - | 170.44 |
| Provisions | 25.86 | - | 25.86 | 26.57 | - | 26.57 |
| Other non-financial liabilities | 51.36 | - | 51.36 | 39.70 | - | 39.70 |
| Total Liabilities | 46,082.76 | 33,597.84 | 79,680.60 | 37,331.77 | 43,255.75 | 80,587.52 |



L&T Finance Limited
Notes forming part of the standalone financial statements

Note : 47 Disclosure pursuant to Ind AS 7 "Statement of Cash Flows"
Change in liabilities arising from financing activities:

| Particulars | As at April 1, 2021 | Net Cash Flows | Non - cash changes | | | As at March 31, 2022 |
|--|---------------------|-----------------|------------------------|---------------------|-----------------|----------------------|
| | | | Changes in fair values | Exchange Difference | Others | |
| Debt securities | 37,240.48 | (2,114.35) | - | - | (450.52) | 34,665.61 |
| Borrowings (other than debt securities) | 58,598.11 | 2,033.12 | - | 116.69 | (451.52) | 40,356.40 |
| Subordinated liabilities | 3,501.59 | (200.00) | - | - | (4.00) | 3,297.59 |
| Total liabilities from financing activities | 79,340.18 | (481.23) | - | 116.69 | (906.04) | 78,319.60 |

| Particulars | As at April 1, 2020 | Net Cash Flows | Non - cash changes | | | As at March 31, 2021 |
|--|---------------------|-------------------|------------------------|---------------------|-----------------|----------------------|
| | | | Changes in fair values | Exchange Difference | Others | |
| Debt securities | 34,310.91 | 3,161.39 | - | - | (141.82) | 37,230.48 |
| Borrowings (other than debt securities) | 45,335.36 | (6,582.67) | - | 162.89 | (257.47) | 38,658.11 |
| Subordinated liabilities | 3,303.92 | 186.00 | - | - | 11.67 | 3,501.59 |
| Total liabilities from financing activities | 82,950.19 | (3,235.28) | - | 162.89 | (487.62) | 79,390.18 |

Footnote: Others include mainly amortisation of issue cost and changes in accrued interest.



L&T Finance Limited
Notes forming part of the standalone financial statements

Note 48: Risk Management

Basis

Great importance is attached to the identification, measurement and control of risks. All employees of the Company are responsible for the management of risk, with the ultimate accountability residing with the Board of Directors. The Board of Directors and its Risk Management Committee ensure that Management takes into consideration all the relevant risk factors which could lead to unexpected fluctuations in results or to a loss of capital employed. Recommendations for risk control measures are derived from the evaluation of the risk factors. Certain risks are also recognized as opportunities. The aim in such cases is to achieve an appropriate balance between the possible losses which might result and the potential gains. Risks which primarily represent loss potential are minimized. This helps in aligning the risk appetite to the Company's strategy to deliver sustainable, long term returns to its investors.

The risks are reviewed periodically every quarter.

Types of risk

As a lending non-banking financial company, the most important risks it is faced with are the following:

- Credit risk
- Market risk
- Capital risk

Credit risk

Credit risk is the risk of suffering financial loss, should any of the Company's customers or counterparties fail to fulfil their contractual obligations to the Company.

Credit risk arises mainly from wholesale and retail loans and advances and loan commitments arising from such lending activities; but could also arise from credit enhancement provided, such as financial guarantees and letters of credit. The Company is also exposed to other credit risks arising from investments in debt securities and exposures arising from its trading activities ("Trading Exposures") as well as settlement balances with market counterparties.

Credit risk is the single largest risk for the Company's business. Management therefore carefully manages its exposure to credit risk. A centralised risk management function oversees the risk management framework, which periodically presents an overview of credit risk of portfolio to the Risk Management Committee.

Credit-worthiness is checked and documented prior to signing any contracts, based on market information. Management endeavours to improve its underwriting standards to reduce the credit risk the Company is exposed to from time to time. Internal credit rating is used as an important tool to manage exposures of the Wholesale segment. Ratings provides a consistent and common scale



L&T Finance Limited
Notes forming part of the standalone financial statements

for measurement of components of credit risk of a loan asset including the Probability of Default (PD) across products and sectors. Credit rating model takes into account critical success parameters relevant for each industry, competitive forces within the industry as well as regulatory issues while capturing financial parameters, management strengths, project parameters etc. of the borrower. These ratings are reviewed at least once annually.

Loans and advances (including loan commitments and guarantees)

The estimation of credit exposure for risk management purposes is complex, as the exposure varies with changes in market conditions, expected cash flows and the passage of time. The assessment of credit risk of a portfolio of assets entails further estimations as to the likelihood of defaults occurring and of the associated loss ratios. The Company measures credit risk for each class of loan assets using inputs such as Probability of Default ("PD") and Loss Given Default ("LGD"). This is similar to the approach used for the purposes of measuring Expected Credit Loss ("ECL") under Ind AS 109.

Wholesale and retail portfolios are managed separately to reflect the differing nature of the assets; wholesale balances tend to be larger and are managed on an individual basis, while retail balances are greater in number but lesser in value and are, therefore, managed in aggregated segments.

Infrastructure Finance and Housing Real Estate

The Company uses internal credit risk grading (17 levels for loans which are not credit impaired and 1 level for loans considered to be credit impaired) that reflect its assessment of the PD of individual counterparties in respect of its Wholesale segment. The Company use internal rating models tailored to the various categories of counterparties. Borrower and loan specific information collected at the time of application (such as turnover and industry type for wholesale exposures) and judgement based on market intelligence on the sector or the specific borrower is used in assigning the rating. The Company's own internal ratings were benchmarked against the cumulative default rates for 1 year and 3 year periods sourced from by CRISIL for Stage 1 and Stage 2 loan assets.

The credit grades are calibrated such that the risk of default increases exponentially at each higher risk grade. For example, this means that the difference in the PD between a AAA and A- rating grade is lower than the difference in the PD between a BBB and B- rating grade.

Management also assesses the impact of economic developments in key markets on specific customers, customer segments or portfolios. If changes in credit conditions are foreseen, mitigation action, including the revision of risk appetites or limits and tenors, as appropriate are taken.



L&T Finance Limited
Notes forming part of the standalone financial statements

Retail (Farm Equipment Finance, Two-Wheeler Loans, Micro Loans and Others) and Housing (Housing Loan and Loans against Property)

The Company has deployed standardised credit decision rules, as approved by the designated officials for the specific product. The rules are regularly monitored to ensure that the changes in the economic environment have been factored into the credit decision rules.

Trading Exposures

For debt securities in the trading portfolio, external rating agency credit grades and internal rating are used for evaluating the credit risk.

Expected Credit Loss ('ECL')

As required by the extant guidelines (notification dated March 30, 2016 issued by the Ministry of Corporate Affairs) the Company adopted IND AS (with effect from April 1, 2017) and has been preparing IND AS based financial statements for accounting period beginning from April 1, 2018 onwards.

As per RBI notification on acceptance of IND AS for regulatory reporting, the Company computes provision as per IND AS 109 as well as per extant prudential norms on Income Recognition, Asset Classification and Provisioning (IRACP). Where impairment allowance in aggregate for the Company under Ind AS 109 is lower than the provisioning required under IRACP (including standard asset provisioning) for the Company, the difference is appropriated from net profit or loss after tax to a separate 'Impairment Reserve'. Any withdrawals from this reserve shall be done only with prior permission from the RBI.

ECL allowances recognised in the financial statements reflect the effect of a range of possible economic outcomes, calculated on a probability weighted basis, based on certain economic scenarios. The recognition and measurement of ECL involves use of significant judgement and estimation. Forward looking economic forecasts are used in developing the ECL estimates. Three scenarios sufficient to calculate unbiased ECL were used - representing the "most likely outcome" (the "Central" scenario) and two "less likely outcome" scenarios (the "Upside" and "Downside" scenarios). The Central scenario is based on the Company outlook of GDP growth, inflation, unemployment and interest rates for India and most relevant for the Company's loan portfolio. The Upside and Downside scenarios generated at the reporting dates are designed to cover cyclical changes and are updated during the year only if the economic conditions change significantly. The Upside scenario reflects improvement in rural disposable income on account of good monsoons. The Downside scenario reflects stress caused on account of COVID-19 pandemic.



L&T Finance Limited
Notes forming part of the standalone financial statements

Management oversees the estimation of ECL including:

- i. setting requirements in policy, including key assumptions and the application of key judgements;
- ii. the design and execution of models; and
- iii. review of ECL results.

As required by Ind AS 109, a 'three-stage' model for impairment based on changes in credit quality since initial recognition was built as summarised below:

- A loan asset that is not credit-impaired, on initial recognition, is classified in 'Stage 1' and has its credit risk continuously monitored by Management.
- If a significant increase in credit risk ('SICR') since initial recognition is identified, the loan asset is moved to 'Stage 2' but is not yet deemed to be credit-impaired. (See note 1.8 for a description of how the Company determines when a significant increase in credit risk has occurred).
- If the financial instrument is credit-impaired, the financial instrument is then moved to 'Stage 3'. (See note 1.8 for a description of how the Company defines credit-impaired and default).

The following are additional considerations for each type of portfolio held by the Company:

Infrastructure Finance and Housing Real Estate

For wholesale business, the PD was determined based on the internal credit rating assigned to the borrower as explained above. Updated or new information/credit assessments for credit risk evaluation are incorporated on an ongoing basis. In addition, information about the creditworthiness of the borrower is updated every year from sources such as financial statements. This will determine the updated internal credit rating and PD. The internal ratings based PD has been benchmarked to the Cumulative Default Rates for 1 year and 3 year periods sourced from CRISIL.

The Exposure at Default ("EAD") is measured at the amortised cost as at the reporting date, after considering repayments of principal and interest received in advance -

The Company, in determining its Loss Given Default ("LGD") estimates, for Stage 3 loan assets as of the reporting date, has used cash flow estimates based on inputs provided by assigned business managers and external corroborating information including amounts realised on resolution of cases referred to the National Company Law Tribunal ("NCLT") under the Insolvency and Bankruptcy Code, 2016.

The Company has carried out a historical analysis of loss experience for all closed and live defaulted (Stage 3) borrowers over the previous 5 years for Infrastructure Finance business.



L&T Finance Limited
Notes forming part of the standalone financial statements

Retail (Farm Equipment Finance, Two-Wheeler Loans, Micro Loans and Others) and Housing (Housing Loan and Loans against Property)

Retail lending credit quality is determined on a collective basis based on a 12-month point in time ("PIT") probability weighted PD.

A centralised impairment model summarises the historical payment behaviour of the borrowers within a retail portfolio which data is used to build the PD estimates. For estimating PD, information on days-past-due and month-on-book (vintage) (for certain products) form key differentiating characteristics. The weighted average is determined (using count of customers as the weight) from quarterly snapshots.

For credit impaired loan assets LGD is computed based on actual history of loss (on settlement/repossession and disposal of security/ enforcement action) from the same historical quarterly snapshots. The loss divided by the principal outstanding at the time of default is the loss ratio for a credit impaired loan asset in a specific snapshot. The weighted average of loss ratios (using the principal outstanding in respect of such credit impaired loan assets in the corresponding snapshot as the weight) was used to determine the LGD ratio for credit impaired loan assets.

The PD and LGD ratio was used along with respective EAD adjustment factor to arrive at the ECL for all stages of loan assets.

Exposure at Default (EAD)

EAD is the amortised cost as at the period end, after considering repayments of principal and interest received in advance.

Purchased or originated credit-impaired financial assets are those financial assets that are credit impaired on initial recognition. Their ECL is always measured on a lifetime basis (Stage 3).



L&T Finance Limited
Notes forming part of the standalone financial statements

The Company's net exposure to credit risk, after taking into account credit risk mitigation, have been tabulated below:

₹ in crore

| Particulars | As at March 31, 2022 | | | As at March 31, 2021 | | |
|---|----------------------|-----------------|-------------------------------|----------------------|-----------------|-------------------------------|
| | Outstanding | Cash collateral | Nature of Non-cash collateral | Outstanding | Cash collateral | Nature of Non-cash collateral |
| Financial assets | | | | | | |
| Equity instruments (Subsidiary) | 483.36 | - | | 483.36 | - | |
| Total financial assets at cost | 483.36 | - | | 483.36 | - | |
| Cash and cash equivalent and other bank balances | 6,143.19 | - | | 5,762.12 | - | |
| Loans and advances at amortised cost | 54,775.28 | - | Refer footnote below | 55,715.97 | - | Refer footnote below |
| Trade receivables | 5.24 | - | | 23.00 | - | |
| Other receivables | 56.43 | - | | 65.63 | - | |
| Other financial assets | 82.78 | - | | 68.06 | - | |
| Total financial assets at amortised cost | 61,546.28 | - | | 61,634.78 | - | |
| Financial assets at fair value through profit or loss | 29,520.87 | - | | 28,633.15 | - | |
| Total financial instruments at fair value through profit or loss | 29,520.87 | - | | 28,633.15 | - | |
| Derivative financial instruments | 204.04 | - | | 32.60 | - | |
| Financial instruments at fair value through Other Comprehensive Income | 2,053.50 | - | | 2,188.17 | - | |
| Total Financial instruments at fair value through Other Comprehensive Income | 2,257.54 | - | | 2,220.77 | - | |
| Total on-balance sheet | 93,324.69 | - | | 92,972.06 | - | |
| Off balance sheet | | | | | | |
| Contingent liabilities | 1,064.32 | - | | 867.17 | - | |
| Other commitments | 1,043.24 | - | | 1,021.58 | - | |
| Total off-balance sheet | 2,107.56 | - | | 1,888.75 | - | |
| Total | 95,432.25 | - | | 94,860.81 | - | |

Footnote:

- (i) Retail loans, other than unsecured loans aggregating ₹ 28,722.90 crore as of March 31, 2022, are generally secured by a charge on the asset financed (farm equipment loans, two-wheeler loans, Home loans and loans against property) (as of March 31, 2021: ₹ 27,140.74 crore). If the customer fails to pay, the Company would, as applicable, liquidate collateral and/or set off accounts. For most products, the Company obtains direct debit instructions or post-dated cheques from the customer. It is a criminal offence in India to issue a bad cheque.



L&T Finance Limited

Notes forming part of the standalone financial statements

(ii) Infrastructure Finance and Housing Real Estate loans are secured with current assets as well as immovable property and property, plant and equipment in some cases. However, collateral securing each individual loan may not be adequate in relation to the value of the loan. If the customer fails to pay, the Company would, as applicable, liquidate collateral and/or set off accounts. For most products, the Company obtains direct debit instructions or post-dated cheques from the customer. It is a criminal offence in India to issue a bad cheque

Of the unmitigated on balance sheet exposure, a significant portion relates to cash held with banks, settlement balances, and debt securities issued by governments all of which are considered to be lower risk.

Besides growth in the loan assets portfolio, increases in trading portfolio assets and financial assets at fair value through the Statement of Profit and Loss have also contributed to the increase in the Company's net exposure to credit risk. Investments in debt instruments are predominantly investment grade.

Where collateral has been obtained in the event of default, the Company does not, ordinarily, use such assets for its own operations and they are usually sold and off set against the outstanding loan assets.



L&T Finance Limited**Notes forming part of the standalone financial statements**

The Company has invoked pledge of equity shares in the following companies, pledged with the Company as collateral by the borrowers and these shares are being held by the Company as bailee. As and when the shares are sold, the proceeds would be adjusted against the overdue portion of the loan then remaining outstanding

| Sr. No | Name of Company | Quantity held as bailee | |
|--------|--|-------------------------|----------------------|
| | | As at March 31, 2022 | As at March 31, 2021 |
| 1 | Automobile Corporation of Goa Limited | - | 8,784 |
| 2 | Bajaj Holdings and Investment Private Limited | - | 20,220 |
| 3 | Kinetic Engineering Limited | - | 17,556 |
| 4 | Motherson Sumi Systems Limited | - | 91,125 |
| 5 | Munjal Showa Limited | - | 25,000 |
| 6 | NTPC Limited | - | 19,000 |
| 7 | Reliance Capital Limited | - | 4,500 |
| 8 | State Bank Of India | - | 10,000 |
| 9 | Tata Consultancy Services Limited | - | 220 |
| 10 | Tata Motors Limited | - | 31,814 |
| 11 | Tata Steel Limited | 479,272 | 71,89,089 |
| 12 | Saumya Mining Limited | 513,012 | 513,012 |
| 13 | NTPC Limited - NCD | - | 16,300 |
| 14 | Punj Lloyd Limited | 5 | 5 |
| 15 | GHCL Limited | 70,000 | 70,000 |
| 16 | Golden Tobacco Limited | 10,000 | 10,000 |
| 17 | Hindusthan National Glass & Industries Limited | 34,04,499 | 34,04,499 |
| 18 | Sterling International Enterprises Limited | 217,309 | 217,309 |
| 19 | Tulip Telecom Limited | 14,01,762 | 14,01,762 |
| 20 | Hanjer Biotech Energies Private Limited | 3,25,096 | 325,096 |
| 21 | VMC Systems Ltd | 717,736 | 179,608 |
| 22 | KSK Energy Ventures Limited | 308,446 | 308,446 |
| 23 | Soma Enterprises Limited | 24,47,655 | 24,46,155 |
| 24 | Future Retail Limited | 16,53,117 | - |
| 25 | Gwalior Bypass Project Limited | 21,287 | - |
| 26 | KSK Electricity Financing India Pvt Ltd | 2,000 | - |
| 27 | Avantha Holdings Limited | 4,500 | - |
| 28 | Ace Urban Developers Private Limited | 15,250 | - |
| 29 | Valdel Projects Corporation Pvt Ltd | 1,532 | - |

Concentration of exposure

Concentrations of credit risk arise when a number of counterparties or exposures have comparable economic characteristics, or such counterparties are engaged in similar activities or operate in the same geographical areas or industry sectors so that their collective ability to meet contractual obligations is uniformly affected by changes in economic, political or other conditions. The Company has established a diversified borrower base and as at March 31, 2022. The Company has put in place a framework of Risk Limits, which are monitored on a quarterly basis to ensure that the overall portfolio is steered within the approved limits to minimize concentration risk. The Risk Limits cover risk of concentration to a particular geography, industry, Company/borrower or revenue counterparty of the borrowers etc. as are relevant to the respective product.



L&T Finance Limited**Notes forming part of the standalone financial statements****Market Risk Management****Liquidity Risk:**

The risk that the Company is unable to service its contractual or contingent liabilities or that it does not have the adequate amount of funding and liquidity to support its committed disbursements.

Liquidity risk management in the Company is managed as per the guidelines of Board-approved Asset-Liability Management ('ALM') Policy. The ALM Policy provides the governance framework for the identification, measurement, monitoring and reporting of liquidity risk arising out of Company's lending and borrowing activities. The liquidity risk is measured in terms of structural liquidity gaps across various time-buckets and also by setting up limits on relevant liquidity stock ratios. Actual liquidity gaps against the Gap Limits are reported every month to the Asset Liability Management Committee ('ALCO'). Given the current market scenario, the Company has been maintaining positive cumulative liquidity gaps for all the time-buckets upto 1 year as a prudent risk management practice.

The Company also periodically undertakes liquidity stress testing under various liquidity stress scenarios. It maintains liquidity buffer for survival period of 30 days in the forms of High Quality Liquid Assets under 1-in-10 liquidity stress scenario, wherein hair-cut of 40% on undrawn bank lines and collection shortfall of 15% is assumed. To effectively manage the fallout of the COVID-19 pandemic related RBI measures on its funding and liquidity, the Company has been continuously maintaining higher level of liquidity buffer as a safeguard against any likely disruption in the funding and market liquidity.

Additionally, the Company has line of credit from the ultimate parent, Larsen & Toubro Limited.

Further, Reserve Bank of India has issued final guidelines on Liquidity Risk Management Framework for Non-Banking Financial Companies and Core Investment Companies on November 04, 2019. As per the said guidelines, NBFC are required to publicly disclose the below information related to liquidity risk on a quarterly basis. Accordingly, the disclosure on liquidity risk as at March 31, 2022 is as under:

(i) Funding Concentration based on significant counterparty

| Sr. No. | No. of Significant Counterparties | Amount (₹ crore) | % of Total Deposits | % of Total Liabilities |
|---------|-----------------------------------|------------------|---------------------|------------------------|
| 1 | 21 | 51,274 | N.A. | 62% |

Notes:

- A "Significant counterparty" is defined as a single counterparty or group of connected or affiliated counterparties accounting in aggregate for more than 1% of the NBFC-NDSI's, NBFC-Ds total liabilities and 10% for other non-deposit taking NBFCs
- Total Liabilities has been computed as Total Assets less Equity share capital less Reserve & Surplus and computed basis extant regulatory ALM guidelines

**(ii) Top 20 large deposits (amount in ₹ crore and % of total deposits) – Not Applicable****(iii) Top 10 borrowings:**

| Amount (₹ crore) | % of Total Borrowings |
|------------------|-----------------------|
| 38,631 | 50% |

Note:

- Total Borrowing has been computed as Gross Total Debt basis extant regulatory ALM guidelines.



L&T Finance Limited
Notes forming part of the standalone financial statements

(iv) Funding Concentration based on significant instrument / product

| Sr. No. | Name of the product | Amount (₹ crore) | % Of Total Liabilities |
|---------|------------------------------------|---------------------|---------------------------|
| 1 | Term Loans | 18,767 | 23% |
| 2 | Private Non-Convertible Debentures | 26,571 | 32% |
| 3 | Working Capital Bank Lines | 16,451 | 20% |
| 4 | Commercial Papers | 6,470 | 8% |
| 5 | Public Non-Convertible Debentures | 3,908 | 5% |
| 6 | External Commercial Borrowings | 3,760 | 5% |
| 7 | Inter Corporate Borrowings | 1,018 | 1% |
| | Total | 76,944 | 92% |

Note:

- A "Significant counterparty" is defined as a single counterparty or group of connected or affiliated counterparties accounting in aggregate for more than 1% of the NBFC-NDSI's, NBFC-Ds total liabilities and 10% for other non-deposit taking NBFCs.
- Total Liabilities has been computed as Total Assets less Equity share capital less Reserve & Surplus and computed basis extant regulatory ALM guidelines.

(v) Stock Ratios:

| Sr. No. | Stock Ratio | % |
|---------|--|-----|
| 1 | Commercial papers as a % of total liabilities | 8% |
| 2 | Commercial papers as a % of total assets | 6% |
| 3 | Non-convertible debentures (original maturity of less than one year) as a % of total liabilities | 0% |
| 4 | Non-convertible debentures (original maturity of less than one year) as a % of total assets | 0% |
| 5 | Other short-term liabilities as a % of total liabilities | 29% |
| 6 | Other short-term liabilities as a % of total assets | 24% |

Note:

- Commercial Paper for stock ratio is the Gross outstanding (i.e. Maturity amount).
- Other Short-term Liabilities has been computed as Total Short-term Liabilities less Commercial paper less Non-convertible debentures (Original maturity of less than one year), basis extant regulatory ALM guidelines.



L&T Finance Limited
Notes forming part of the standalone financial statements

(vi) Institutional set-up for Liquidity Risk Management

The Board of Directors of the Company has an overall responsibility and oversight for the management of all the risks, including liquidity risk, to which the Company is exposed to in the course of conducting its business. The Board approves the governance structure, policies, strategy and the risk limits for the management of liquidity risk. The Board of Directors approves the constitution of the Risk Management Committee (RMC) for the effective supervision, evaluation, monitoring and review of various aspects and types of risks, including liquidity risk, faced by the Company. The meetings of RMC are held at quarterly interval. Further, the Board of Directors also approves constitution of Asset Liability Committee (ALCO), which functions as the strategic decision-making body for the asset-liability management of the Company from risk-return perspective and within the risk appetite and guard-rails approved by the Board. The main objective of ALCO is to assist the Board and RMC in effective discharge of the responsibilities of asset-liability management, market risk management, liquidity and interest rate risk management and also to ensure adherence to risk tolerance/limits set up by the Board. ALCO provides guidance and directions in terms of interest rate, liquidity, funding sources, and investment of surplus funds. ALCO meetings are held once in a month or more frequently as warranted from time to time. The minutes of ALCO meetings are placed before the RMC and the Board of Directors in its next meeting for its perusal/approval/ratification.

(vii) Disclosure on Liquidity Coverage Ratio

RBI has issued final guidelines on Liquidity Risk Management Framework for Non-Banking Financial Companies and Core Investment Companies on November 04, 2019. As per the said guidelines, LCR requirement shall be binding on all non-deposit taking systemically important NBFCs with asset size of ₹ 10,000 crore and above from December 1, 2020, with the minimum LCR to be 50%, progressively increasing, till it reaches the required level of 100%, by December 1, 2024, as per the time-line given below:

| From | December 1, 2020 | December 1, 2021 | December 1, 2022 | December 1, 2023 | December 1, 2024 |
|-------------|---------------------|---------------------|---------------------|---------------------|---------------------|
| Minimum LCR | 50% | 60% | 70% | 85% | 100% |

Further, NBFC are required to publicly disclose the information related to Liquidity Coverage Ratio on a quarterly basis. Accordingly, the disclosure on Liquidity Coverage Ratio of the Company for Q4-FY2022 is as under:



L&T Finance Limited
Notes forming part of the standalone financial statements

| LCR Disclosure | | Q4-FY2022 | |
|-----------------------------------|---|--|--|
| (Rs. in Crore) | | Total Unweighted ¹ Value (average) | Total Weighted ² Value (average) |
| High Quality Liquid Assets | | | |
| 1 | Total High Quality Liquid Assets (HQLA) | 2,079.03 | 2,079.03 |
| | Cash in hand & Bank Balance | 421.76 | 421.76 |
| | Treasury Bills / G Sec (including Lending Under CBLO / TREPS Platform) | 1,657.27 | 1,657.27 |
| Cash Outflows | | | |
| 2 | Deposits (for deposit taking companies) | - | - |
| 3 | Unsecured wholesale funding | 2,004.13 | 2,304.74 |
| 4 | Secured wholesale funding | 1,472.21 | 1,693.05 |
| 5 | Additional requirements, of which | - | - |
| (i) | Outflows related to derivative exposures and other collateral requirements | - | - |
| (ii) | Outflows related to loss of funding on debt products | - | - |
| (iii) | Credit and liquidity facilities | - | - |
| 6 | Other contractual funding obligations | 956.86 | 1,100.38 |
| 7 | Other contingent funding obligations | 324.37 | 373.03 |
| 8 | TOTAL CASH OUTFLOWS | 4,757.57 | 5,471.21 |
| Cash Inflows | | | |
| 9 | Secured lending | - | - |
| 10 | Inflows from fully performing exposures | 1,840.86 | 1,380.65 |
| 11 | Other cash inflows ³ | 14,934.39 | 11,200.79 |
| 12 | TOTAL CASH INFLOWS | 16,775.25 | 12,581.43 |
| | | | Total Adjusted value |
| 13 | TOTAL HQLA | | 2,079.03 |
| 14 | TOTAL NET CASH OUTFLOWS OVER THE NEXT 30 DAYS (Weighted value of Total Cash Outflows – Minimum of (Weighted value of Total Cash Inflows, 75% of Weighted value of Total Cash Outflows)) | | 1,367.80 |
| 15 | LIQUIDITY COVERAGE RATIO (%)⁴ | | 152% |

Notes:

1. Unweighted values calculated as outstanding balances maturing or callable within 30 days (for inflows and outflows). Averages are calculated basis simple average of daily observations for Q4-FY2022.
2. Weighted values calculated after the application of respective haircuts (for HQLA) and stress factors on inflow (75%) and outflow (115%).
3. Other cash inflows amongst others includes liquidity maintained in the form of Liquid Mutual funds, Fixed deposit placed with banks as well as available undrawn funding lines.
4. All of the HQLA, cash inflows and outflows are in rupee terms and there is no currency mismatch.



L&T Finance Limited
Notes forming part of the standalone financial statements

Foreign Exchange Rate Risk:

In the normal course of its business, the Company does not deal in foreign exchange in a significant way. Any significant foreign exchange exposure on account of foreign exchange borrowings is fully hedged to safeguard against exchange rate risk.

Interest Rate Risk:

Interest rate risk is the risk where changes in market interest rates affect the Company's financial position due to change in its Net Interest Income (NII). To mitigate interest rate risk, ALM Policy of the Company stipulates Interest Rate Sensitive Gaps for all the time-buckets. Interest Rate Sensitivity Statement is prepared every month and placed before ALCO. The Statement captures the Rate Sensitive Gaps i.e. the mismatch between the Rate Sensitive Assets and Liabilities, in various time buckets. The impact of different types of changes in the yield curve on the earnings for the entire Group of which the Company is a component are also measured every month and captured in the Risk Dashboard.

Security Prices:

The Company manages investment portfolios comprising of government securities, corporate bonds and debentures. To safeguard against the credit risk and interest rate risk in the investment portfolios, risk limits in the form of portfolio size limits, concentration limits and stop loss limit are stipulated. To provide early warning indicators, alarm limits have also been put in place. Reporting periodicity and escalation matrix upon the breach of alarm limits as well as risk limits have been clearly defined. The Company does not invest in Equity stocks and therefore is not exposure to equity price risk on this account.



L&T Finance Limited
Notes forming part of the standalone financial statements

Note: 48.1 Disclosure pursuant to Ind AS 107 "Financial Instruments: Disclosures"

(a) Expected credit loss - Loans at amortised cost:

| Particulars | As at March 31, 2022 | | | As at March 31, 2021 | | |
|--|-----------------------|----------------------|---|-----------------------|----------------------|---|
| | Gross carrying amount | Expected Credit Loss | Carrying amount (net of impairment provision) | Gross carrying amount | Expected Credit Loss | Carrying amount (net of impairment provision) |
| Loss allowance measured at 12 month expected credit losses | 48,644.71 | 1,072.62 | 47,572.09 | 50,082.35 | 876.13 | 49,206.22 |
| Loss allowance measured at life-time expected credit losses | 7,516.16 | 1,054.42 | 6,461.74 | 5,314.15 | 344.65 | 4,969.50 |
| Financial assets for which credit risk has increased significantly and not credit-impaired | 2,175.46 | 1,434.01 | 741.45 | 5,360.40 | 3,820.15 | 1,540.25 |
| Total | 58,336.33 | 3,561.05 | 54,775.28 | 60,756.90 | 5,040.93 | 55,715.97 |

₹ in crore



L&T Finance Limited
Notes forming part of the standalone financial statements

Note: 48.2 Disclosure pursuant to Ind AS 107 "Financial Instruments: Disclosures"

(a) Reconciliation of loss allowance provision - Loans at amortised cost:

| Particulars | Stage 1 | Stage 2 | Stage 3 | Total |
|--|----------|----------|------------|------------|
| ECL as on March 31, 2020 | 536.71 | 268.44 | 3,784.79 | 4,589.94 |
| New assets originated or purchased* | 458.95 | 60.59 | 35.71 | 555.25 |
| Amount written off | - | - | (2,230.13) | (2,230.13) |
| Transfers to Stage 1 | 43.35 | (26.24) | (17.12) | - |
| Transfers to Stage 2 | (29.15) | 33.55 | (4.41) | - |
| Transfers to Stage 3 | (27.72) | (143.69) | 171.41 | - |
| Impact of changes in credit risk on account of stage movements | (42.17) | 331.10 | 1,476.54 | 1,765.48 |
| Increase/ (Decrease) provision on existing financial assets including recovery | (63.85) | (179.11) | 603.36 | 360.39 |
| ECL as on March 31, 2021 | 876.13 | 344.65 | 3,820.15 | 5,040.93 |
| New assets originated or purchased* | 856.54 | 21.53 | 44.39 | 922.46 |
| Amount written off | - | - | (1,797.23) | (1,797.23) |
| Transfers to Stage 1 | 22.80 | (7.99) | (14.81) | - |
| Transfers to Stage 2 | (117.09) | 130.03 | (12.94) | - |
| Transfers to Stage 3 | (34.35) | (7.28) | 41.63 | - |
| Impact of changes in credit risk on account of stage movements | (22.29) | 225.08 | 961.18 | 1,163.97 |
| Increase/ (Decrease) provision on existing financial assets including recovery | (509.12) | 348.40 | (1,608.36) | (1,769.08) |
| ECL as on March 31, 2022 | 1,072.62 | 1,054.42 | 1,434.01 | 3,561.05 |

(b) Reconciliation of Gross carrying amount - Loans at amortised cost:

| Particulars | Stage 1 | Stage 2 | Stage 3 | Total |
|--|-------------|------------|------------|-------------|
| Gross carrying amount as on March 31, 2020 | 52,805.95 | 3,546.07 | 6,062.10 | 62,414.12 |
| New assets originated or purchased* | 19,915.11 | 742.96 | 146.87 | 20,804.94 |
| Amount written off | - | - | (2,241.94) | (2,241.94) |
| Transfers to Stage 1 | 278.34 | (243.04) | (35.30) | - |
| Transfers to Stage 2 | (2,876.80) | 2,888.42 | (11.62) | - |
| Transfers to Stage 3 | (1,622.99) | (470.63) | 2,093.62 | - |
| Net recovery | (18,417.27) | (1,149.63) | (653.33) | (20,220.22) |
| Gross carrying amount as on March 31, 2021 | 50,082.35 | 5,314.15 | 5,360.40 | 60,756.90 |
| New assets originated or purchased* | 26,911.40 | 278.70 | 63.60 | 27,253.70 |
| Amount written off | - | - | (1,846.58) | (1,846.58) |
| Transfers to Stage 1 | 224.60 | (193.05) | (31.55) | - |
| Transfers to Stage 2 | (3,263.47) | 3,296.11 | (32.64) | - |
| Transfers to Stage 3 | (1,340.98) | (199.07) | 1,540.05 | - |
| Net recovery | (23,969.19) | (980.68) | (2,877.82) | (27,827.69) |
| Gross carrying amount as on March 31, 2022 | 48,544.71 | 7,516.16 | 2,175.46 | 58,336.33 |

* excludes assets originated or purchased and derecognised during the year



L&T Finance Limited
Notes forming part of the standalone financial statements

Note: 48.3 Other disclosure pursuant to Ind AS 107 "Financial Instruments: Disclosures":

(a) Category-wise classification for applicable financial assets:

| Sr. No. | Particulars | ₹ in crore | |
|---------|---|-------------------------|-------------------------|
| | | As at March 31, 2022 | As at March 31, 2021 |
| I | Measured at fair value through profit or loss (FVTPL): | | |
| | (i) Investment in equity instruments | 550.98 | 428.79 |
| | (ii) Investment in preference shares | - | 0.68 |
| | (iii) Investment in bonds/debentures | 413.45 | 509.31 |
| | (iv) Investment in mutual funds | 665.94 | 400.07 |
| | (v) Investment in government securities | - | - |
| | (vi) Investment in security receipt | 4,886.23 | 4,114.87 |
| | (vii) Investment in units of fund | 250.48 | 301.76 |
| | (viii) Loans | 22,753.78 | 22,877.67 |
| | Sub-total (I) | 29,520.87 | 28,633.15 |
| II | Measured at amortised cost: | | |
| | (i) Loans | 54,775.28 | 55,715.97 |
| | (ii) Trade receivables | 5.24 | 23.00 |
| | (iii) Other receivables | 56.43 | 85.83 |
| | (iv) Other financial assets | 82.78 | 68.06 |
| | (v) Cash and cash equivalents and bank balances | 6,143.19 | 5,762.12 |
| | Sub-total (II) | 61,062.92 | 61,634.78 |
| III | Measured at fair value through other comprehensive income (FVTOCI): | | |
| | (i) Investment in bonds/Debentures | 729.31 | 720.57 |
| | (ii) Investment in government securities | 1,323.28 | 1,466.66 |
| | (iii) Investment in equity instruments | - | - |
| | (iv) Investment in pass through certificates | - | - |
| | (v) Derivative financial instruments | 204.04 | 32.60 |
| | (vi) Investment in units of fund | 0.91 | 0.94 |
| | Sub-total (III) | 2,257.54 | 2,220.77 |
| | Total (I+II+III) | 92,841.33 | 92,488.70 |

(b) Category-wise classification for applicable financial liabilities:

| Sr. No. | Particulars | ₹ in crore | |
|---------|---|-------------------------|-------------------------|
| | | As at March 31, 2022 | As at March 31, 2021 |
| I | Measured at fair value through profit or loss (FVTPL): | | |
| | (i) Derivative Instruments not designated as cash flow hedges | - | - |
| | Sub-total (I) | - | - |
| II | Measured at amortised cost: | | |
| | (i) Debt securities | 34,665.61 | 37,230.48 |
| | (ii) Borrowings (other than debt securities) | 40,356.40 | 38,658.11 |
| | (iii) Subordinated liabilities | 3,297.59 | 3,501.59 |
| | (iv) Trade payables | 423.67 | 364.90 |
| | (v) Other payables | 6.49 | 5.07 |
| | (vi) Lease liabilities | 35.53 | 34.05 |
| | (vii) Other financial liabilities | 662.54 | 556.61 |
| | Sub-total (II) | 79,447.83 | 80,350.81 |
| III | Measured at fair value through other comprehensive income (FVTOCI): | - | - |
| | Sub-total (III) | - | - |
| | Total (I+II+III) | 79,447.83 | 80,350.81 |



L&T Finance Limited
Notes forming part of the standalone financial statements

Note: 48.4 : Disclosure pursuant to Ind AS 107 "Financial Instruments: Disclosures"
(a) Fair value of financial assets and financial liabilities measured at amortised cost:

₹ in crore

| Particulars | As at March 31, 2022 | | As at March 31, 2021 | |
|---|----------------------|------------------|----------------------|------------------|
| | Carrying amount | Fair value | Carrying amount | Fair value |
| Financial assets: | | | | |
| Loans | 54,775.28 | 54,775.28 | 55,715.97 | 55,715.97 |
| Total | 54,775.28 | 54,775.28 | 55,715.97 | 55,715.97 |
| Financial liabilities: | | | | |
| Debt Securities | 34,665.61 | 35,785.31 | 37,230.48 | 39,130.89 |
| Borrowings (other than debt securities) | 40,356.40 | 40,210.22 | 38,658.11 | 38,902.44 |
| Subordinated liabilities | 3,297.59 | 3,435.06 | 3,501.59 | 3,697.41 |
| Lease liabilities | 35.53 | 35.53 | 34.05 | 34.05 |
| Total | 78,355.13 | 79,466.13 | 79,424.23 | 81,764.78 |

The carrying amounts of cash & cash equivalents, bank balance, trade receivables, other receivables, other financial assets, trade payables, other payables and other financial liabilities are considered to be the same as their fair values, due to their short-term nature.

(b) Disclosure pursuant to Ind AS 113 "Fair Value Measurement" - Fair value hierarchy of financial assets and financial liabilities measured at amortised cost:

₹ in crore

| As at March 31, 2022 | Level 1 | Level 2 | Level 3 | Total | Valuation technique for level 3 items |
|---|---------|---------|------------------|------------------|---------------------------------------|
| Financial assets: | | | | | |
| Loans | - | - | 54,775.28 | 54,775.28 | Discounted cashflow approach |
| Total financial assets | - | - | 54,775.28 | 54,775.28 | |
| Financial liabilities: | | | | | |
| Debt Securities | - | - | 35,785.31 | 35,785.31 | Discounted cashflow approach |
| Borrowings (other than debt securities) | - | - | 40,210.22 | 40,210.22 | Discounted cashflow approach |
| Subordinated liabilities | - | - | 3,435.06 | 3,435.06 | Discounted cashflow approach |
| Lease liabilities | - | - | 35.53 | 35.53 | Discounted cashflow approach |
| Total financial liabilities | - | - | 79,466.13 | 79,466.12 | |

₹ in crore

| As at March 31, 2021 | Level 1 | Level 2 | Level 3 | Total | Valuation technique for level 3 items |
|---|---------|---------|------------------|------------------|---------------------------------------|
| Financial assets: | | | | | |
| Loans | - | - | 55,715.97 | 55,715.97 | Discounted cashflow approach |
| Total financial assets | - | - | 55,715.97 | 55,715.97 | |
| Financial liabilities: | | | | | |
| Debt Securities | - | - | 39,130.89 | 39,130.89 | Discounted cashflow approach |
| Borrowings (other than debt securities) | - | - | 38,902.44 | 38,902.44 | Discounted cashflow approach |
| Subordinated liabilities | - | - | 3,697.41 | 3,697.41 | Discounted cashflow approach |
| Lease liabilities | - | - | 34.05 | 34.05 | |
| Total financial liabilities | - | - | 81,764.78 | 81,764.78 | |



L&T Finance Limited
Notes forming part of the standalone financial statements

Note: 48.5
Disclosure pursuant to Ind AS 113 "Fair Value Measurement"

| Particulars | As at March 31, 2022 | | | Total | As at March 31, 2021 | | | Total | ₹ in crore |
|--|----------------------|----------|-----------|-----------|----------------------|----------|-----------|-----------|------------|
| | Level 1 | Level 2 | Level 3 | | Level 1 | Level 2 | Level 3 | | |
| | | | | | | | | | |
| Financial assets: | | | | | | | | | |
| Financial assets at fair value through profit and loss: | | | | | | | | | |
| Investments | 158.39 | - | 392.59 | 550.98 | 97.91 | - | 330.88 | 428.79 | |
| - Equity instruments | - | - | - | - | - | - | 0.68 | 0.68 | |
| - Preference shares | - | - | - | - | - | - | 509.31 | 509.31 | |
| - Bonds and debentures | - | - | 413.46 | 413.46 | - | - | - | - | |
| - Mutual funds | 665.94 | - | - | 665.94 | 400.07 | - | - | 400.07 | |
| - Security receipts | - | - | 4,886.23 | 4,886.23 | - | - | 4,114.87 | 4,114.87 | |
| - Units of fund | - | - | 250.48 | 250.48 | - | - | 301.76 | 301.76 | |
| Loans | - | - | 22,753.78 | 22,753.78 | - | - | 22,877.67 | 22,877.67 | |
| Sub total | 824.33 | - | 28,696.54 | 29,520.87 | 497.98 | - | 28,135.17 | 28,633.15 | |
| Financial assets at fair value through other comprehensive income: | | | | | | | | | |
| Investments | - | 729.31 | - | 729.31 | - | 578.80 | 141.77 | 720.57 | |
| - Bonds and debentures | - | 1,323.28 | - | 1,323.28 | - | 1,466.66 | - | 1,466.66 | |
| - Government securities | - | - | - | - | - | - | - | - | |
| - Pass through certificates | - | - | - | - | - | - | - | - | |
| - Investment in Units of Fund | - | 0.91 | - | 0.91 | - | 0.94 | - | 0.94 | |
| Derivative financial instruments | - | 204.04 | - | 204.04 | - | 32.60 | - | 32.60 | |
| Sub total | - | 2,257.54 | - | 2,257.54 | - | 2,079.00 | 141.77 | 2,220.77 | |
| Total Financial assets at fair value | 824.33 | 2,257.54 | 28,696.54 | 31,778.41 | 497.98 | 2,079.00 | 28,276.94 | 30,853.92 | |
| Financial liabilities: | | | | | | | | | |
| Financial liabilities at fair value through profit and loss: | | | | | | | | | |
| Total Financial liabilities at fair value | - | - | - | - | - | - | - | - | |

Note :
Quoted investments having inactive markets are classified in Level 2.



L&T Finance Limited
Notes forming part of the standalone financial statements

Note: 48.6 Disclosure pursuant to Ind AS 113 "Fair Value Measurement"

The following table presents the changes in level 3 items for the year ended March 31, 2021 and March 31, 2022 :

| Particulars | - Equity Instruments | - Preference shares | - Bonds and debentures | - Pass Through Certificates | - Security Receipts | - Units of fund | Loans | Total |
|---|-------------------------|------------------------|---------------------------|--------------------------------|------------------------|-----------------|------------|------------|
| Balance as at April 1, 2020 | 331.05 | 3.73 | 888.01 | 7.09 | 2,498.67 | 375.21 | 24,877.64 | 28,981.40 |
| Acquisitions | - | - | - | - | 1,909.27 | 8.20 | 3,721.30 | 5,638.77 |
| Transfer from Level 2 to Level 3 | - | - | - | - | - | - | - | - |
| Deletions | - | (3.60) | (9.29) | - | (153.11) | (66.83) | (5,562.50) | (5,795.33) |
| Gains/(losses) recognised in profit or loss | (0.17) | 0.55 | (83.45) | - | (139.96) | (14.82) | (158.77) | (396.62) |
| Gains/(losses) recognised in other comprehensive income | - | - | - | - | - | - | - | - |
| Impairment recognised in profit or loss | - | - | (144.19) | (7.09) | - | - | - | (151.28) |
| As at March 31, 2021 | 330.88 | 0.68 | 651.08 | - | 4,114.87 | 301.76 | 22,877.67 | 28,276.94 |
| Acquisitions | 61.71 | 1.00 | - | - | 1,484.10 | 14.79 | 7,315.58 | 8,877.18 |
| Transfer from Level 2 to Level 3 | - | - | - | - | - | - | - | - |
| Deletions | - | (1.20) | (588.85) | (0.01) | (462.75) | (38.31) | (7,091.37) | (8,182.49) |
| Gains/(losses) recognised in profit or loss | - | (0.48) | (74.06) | - | (249.99) | (27.76) | (348.10) | (700.39) |
| Gains/(losses) recognised in other comprehensive income | - | - | 30.52 | - | - | - | - | 30.52 |
| Impairment recognised in profit or loss | - | - | 394.77 | 0.01 | - | - | - | 394.78 |
| As at March 31, 2022 | 392.59 | - | 413.46 | - | 4,886.23 | 250.48 | 22,753.78 | 28,696.54 |
| Unrealised gains/(losses) recognised in profit and loss related to assets and liabilities held at the end of the reporting period | | | | | | | | |
| As at March 31, 2021 | (0.17) | 0.55 | (227.64) | (7.09) | (139.96) | (14.82) | (158.77) | (547.90) |
| As at March 31, 2022 | - | (0.48) | 320.71 | 0.01 | (249.99) | (27.76) | (348.10) | (305.61) |
| Unrealised gains/(losses) recognised in Other Comprehensive Income related to assets and liabilities held at the end of the reporting period | | | | | | | | |
| As at March 31, 2021 | - | - | - | - | - | - | - | - |
| As at March 31, 2022 | - | - | 30.52 | - | - | - | - | 30.52 |



L&T Finance Limited
Notes forming part of the standalone financial statements

Note: 48.7 Disclosure pursuant to Ind AS 113 "Fair Value Measurement"

The following table summarises the quantitative information about the significant unobservable inputs used in level 3 fair value measurements.

₹ in crore

| Particulars | Fair value as at | | Rates for Sensitivity | Impact of Increase in Rates on Total Comprehensive Income statement | | | |
|-----------------------------|------------------|------------------|-----------------------|---|-----------------|----------------|-----------------|
| | March 31, 2022 | March 31, 2021 | | March 31, 2022 | March 31, 2022 | March 31, 2021 | March 31, 2021 |
| | | | | Favourable | Unfavourable | Favourable | Unfavourable |
| Investments | | | | | | | |
| - Equity instruments | 392.59 | 330.88 | 5.00% | 19.63 | (19.63) | 16.54 | (16.54) |
| - Preference shares | - | 0.68 | 5.00% | - | - | 0.03 | (0.03) |
| - Bonds and debentures | 413.46 | 309.31 | 0.25% | 1.03 | (1.03) | 1.27 | (1.27) |
| - Pass Through Certificates | - | - | 0.25% | - | - | - | - |
| - Security Receipts | 4,886.23 | 4,114.87 | 5.00% | 244.31 | (244.31) | 205.74 | (205.74) |
| - Units of fund | 250.48 | 301.76 | 5.00% | 12.52 | (12.52) | 15.09 | (15.09) |
| Loans | 22,753.78 | 22,877.67 | 0.25% | 56.86 | (56.86) | 57.19 | (57.19) |
| Total | 28,696.54 | 28,135.17 | | 334.38 | (334.38) | 295.88 | (295.88) |

Note: 48.8 Disclosure pursuant to Ind AS 107 "Financial Instruments: Disclosures"

Liquidity risk management:

(a) Maturity profile of financial liabilities based on undiscounted cashflows

₹ in crore

| Particulars | As at March 31, 2022 | | | As at March 31, 2021 | | |
|---------------------------------------|----------------------|--------------------|------------------|----------------------|--------------------|------------------|
| | Within twelve month | After twelve month | Total | Within twelve month | After twelve month | Total |
| A. Non-derivative liabilities: | | | | | | |
| Borrowings* | 47,667.03 | 39,707.17 | 87,374.20 | 40,172.15 | 51,054.40 | 91,226.55 |
| Trade payables | 423.67 | - | 423.67 | 364.90 | - | 364.90 |
| Other payables | 6.49 | - | 6.49 | 5.07 | - | 5.07 |
| Lease liabilities | 13.18 | 22.35 | 35.53 | 9.90 | 24.15 | 34.05 |
| Other financial liabilities | 662.54 | - | 662.54 | 500.48 | 56.13 | 556.61 |
| Total | 48,772.91 | 39,729.51 | 88,502.43 | 41,052.50 | 51,134.68 | 92,187.18 |
| B. Derivative liabilities: | | | | | | |
| Currency swap | - | - | - | - | - | - |
| Total | - | - | - | - | - | - |

* Borrowings include debt securities, borrowings (other than debt securities) and subordinated liabilities and are net off offsetting respective derivative gain/loss but includes undiscounted future interest.

(b) Financing arrangements

The Company had access to the following undrawn borrowing facilities at the end of the reporting period:

| Particulars | ₹ in crore | |
|--|----------------------|----------------------|
| | As at March 31, 2022 | As at March 31, 2021 |
| Undrawn backup lines | 3,265.16 | 7,590.70 |
| Line of credit from Ultimate Holding Company | 1,800.00 | 2,000.00 |



As:



L&T Finance Limited

Notes forming part of the standalone financial statements

Note 48.9 : Capital management

(i) Risk management

As an NBFC, the RBI requires us to maintain a minimum capital to risk weighted assets ratio ("CRAR") consisting of Tier I and Tier II capital of 15% of our aggregate risk weighted assets. Further, the total of our Tier II capital cannot exceed 100% of our Tier I capital at any point of time. The capital management process of the Company ensures to maintain a healthy CRAR at all the times. Refer note 50.1 for the Company's Capital ratios.

The Company's objectives when managing capital are to

- safeguard their ability to continue as a going concern, so that they can continue to provide returns for shareholders and benefits for other stakeholders, and
- Maintain an optimal capital structure to reduce the cost of capital.
- The Company's assessment of capital requirement is aligned to its planned growth which forms part of an annual operating plan which is approved by the Board and also a long range strategy. These growth plans are aligned to assessment of risks - which include credit, liquidity and market.

In order to maintain or adjust the capital structure, the Company may adjust the amount of dividends paid to shareholders, return capital to shareholders, issue new shares or sell assets to reduce debt.

The Company monitors capital on the basis of the following gearing ratio: Net debt (total borrowings net of cash and cash equivalents) divided by 'Total Equity' (as shown in the balance sheet).

The Company's gearing ratios were as follows:

| Particulars | ₹ in crore | |
|--------------------------|---------------|---------------|
| | 31 March 2022 | 31 March 2021 |
| Total debt | 78,319.60 | 75,077.35 |
| Networth | 15,876.71 | 15,621.23 |
| Net debt to equity ratio | 4.93 | 4.81 |

- Debt-equity ratio = (Debt securities + Borrowings (other than debt securities) + Subordinated liabilities) / Network.
- Net worth is calculated as defined in section 2(57) of Companies Act, 2013.

(ii) There were no defaults/delay in repayment of loans or payment of interest. Further, there were no breaches of loan agreement during the year which enables the lender to demand accelerated repayment.

(iii) Dividends

| Particulars | ₹ in crore | |
|--|---------------|---------------|
| | 31 March 2022 | 31 March 2021 |
| (a) Equity shares | | |
| Final dividend for the year ended March 31, 2022 of ₹ Nil per fully paid share (Previous year : Nil) | - | - |
| Interim dividend for the year ended March 31, 2022 of ₹ Nil per fully paid share (Previous year : ₹ Nil) | - | - |
| (b) Dividends not recognised at the end of the reporting year | - | - |



L&T Finance Limited
Notes forming part of the standalone financial statements

Note: 48.10 Disclosure pursuant to Ind AS 107 "Financial Instruments: Disclosures"
Market risk management :
(a) Foreign currency risk :

| Particulars | As at March 31, 2022 | As at March 31, 2021 |
|---|----------------------|----------------------|
| Liability – External Commercial Borrowings & Terms loans from bank - FCNR | USD 43,50,00,000 | USD 44,82,59,082 |
| Assets – Currency Swap Contracts | USD 43,50,00,000 | USD 44,82,59,082 |

(b) Interest rate risk :

The exposure of the Company's borrowing to interest rate changes at the end of the reporting period are as follows:

| Particulars | As at March 31, 2022 | As at March 31, 2021 |
|--------------------------|----------------------|----------------------|
| Variable rate borrowings | 22,245.51 | 28,549.40 |
| Fixed rate borrowings | 54,698.80 | 48,666.81 |
| Total borrowings | 76,944.31 | 77,216.22 |

As at the end of the reporting period, the Company had the following variable rate borrowings and interest rate swap contracts outstanding:

| Particulars | As at March 31, 2022 | | | As at March 31, 2021 | | |
|--|--------------------------------|------------------|----------------------|--------------------------------|------------------|----------------------|
| | Weighted average interest rate | Balance | % of total borrowing | Weighted average interest rate | Balance | % of total borrowing |
| Variable rate borrowings | 6.75% | 22,245.51 | 28.91% | 8.12% | 28,549.40 | 36.97% |
| Interest rate swap at variable rate | - | - | - | - | - | - |
| Net exposure to cash flow interest risk | 6.75% | 22,245.51 | 28.91% | 8.12% | 28,549.40 | 36.97% |

(c) Sensitivity :

Profit or loss is sensitive to higher/lower interest expense from borrowings as a result of changes in interest rates. Other components of equity change as a result of an increase/decrease in the fair value of the cash flow hedges related to borrowings.

| Particulars | Impact on profit after tax | | Impact on other components of equity | |
|--|----------------------------|------------|--------------------------------------|-----------|
| | FY 2021-22 | FY 2020-21 | 31-Mar-22 | 31-Mar-21 |
| Interest rates – increase by 25 basis points * | (33.66) | (41.38) | (33.66) | (41.38) |
| Interest rates – decrease by 25 basis points* | 33.66 | 41.38 | 33.66 | 41.38 |

* Impact on P/L upto 1 year, holding all other variables constant.

Note: 48.11 Other disclosure pursuant to Ind AS 107 "Financial Instruments: Disclosures"

There is no financial asset that have been transferred in such a way that part or all of the transferred financial assets do not qualify for derecognition, together with the associated liabilities.



L&T Finance Limited
Notes forming part of the standalone financial statements

Note : 49 Disclosure pursuant to Ind AS 108 "Operating Segment"

The Company has identified operating segments based on performance assessment and resource allocation by the management. Revenue and expenses directly attributable to segments are reported under each reportable segment. Expenses which are not directly attributable to each reportable segment have been allocated on the basis of associated revenue of the segment and manpower efforts. All other expenses which are not attributable or allocable to segments have been disclosed as unallocated. Assets and liabilities that are directly attributable or allocable to segments are disclosed under each reportable segment. All other assets and liabilities are disclosed as unallocated. As the operations of the Company are carried out within India, there are no geographical segments.

Rural Finance comprises of Farm Equipment Finance, Two Wheeler Finance, Micro Loans and Consumer Finance.

Housing Finance comprises of Home Loans, Loan against Property and Real Estate Finance.

Infrastructure Finance comprises of Infrastructure business.

Defocused Finance comprises of Structured Corporate Loans, Debt Capital Market, Commercial Vehicle Finance, Construction Equipment Finance, Supply Chain Finance, SME term loans and Leases.

₹ in crore

| Sr. No. | Particulars | Year ended | |
|---------|---|------------------|------------------|
| | | March 31, 2022 | March 31, 2021 |
| | Gross segment revenue from continuing operations | | |
| a | Rural Finance | 5,782.78 | 5,478.87 |
| b | Housing Finance | 2,645.86 | 3,291.43 |
| c | Infrastructure Finance | 2,414.95 | 3,183.29 |
| d | Defocused Finance | 213.99 | 395.72 |
| | Revenue as per the statement of profit and loss | 11,057.58 | 12,349.31 |
| | Segment Result (Profit/(loss) before tax) | | |
| a | Rural Finance | 1,018.43 | 681.51 |
| b | Housing Finance | 72.54 | 607.64 |
| c | Infrastructure Finance | 303.44 | 265.94 |
| d | Defocused Finance | (302.54) | (569.39) |
| e | Unallocated ¹ | - | (653.46) |
| | Profit before tax | 1,091.87 | 332.24 |

| Sr. No. | Particulars | As at | |
|---------|----------------------------|------------------|------------------|
| | | March 31, 2022 | March 31, 2021 |
| | Segment assets | | |
| a | Rural Finance | 35,406.73 | 31,192.76 |
| b | Housing Finance | 26,480.55 | 28,712.81 |
| c | Infrastructure Finance | 29,866.42 | 31,145.23 |
| d | Defocused Finance | 2,436.75 | 3,056.98 |
| | Subtotal | 94,190.45 | 94,107.78 |
| e | Unallocated ² | 1,981.38 | 2,100.97 |
| | Total assets | 96,171.83 | 96,208.75 |
| | Segment liabilities | | |
| a | Rural Finance | 29,892.93 | 26,940.03 |
| b | Housing Finance | 22,357.66 | 24,651.71 |
| c | Infrastructure Finance | 25,217.31 | 26,171.96 |
| d | Defocused Finance | 2,057.13 | 2,653.38 |
| | Subtotal | 79,525.04 | 80,417.08 |
| e | Unallocated ³ | 155.56 | 170.44 |
| | Total liabilities | 79,680.60 | 80,587.52 |

1 Unallocated represents goodwill and Distribution and customer network right amortization

2 Unallocated represents advance/tax deducted (net), deferred tax asset (net) and goodwill and Distribution and customer network right amortization

3 Unallocated represents tax liabilities



L&T Finance Limited
Notes forming part of the standalone financial statements

Note : 50 Disclosure pursuant to Ind AS 12 "Income Taxes":

(a) Major components of tax expense/(income):

| | | ₹ in crore | |
|---|--|--------------|--------------|
| Sr. No. | Particulars | F.Y. 2021-22 | F.Y. 2020-21 |
| (a) | Statement of Profit and Loss: | | |
| | Profit and Loss section: | | |
| | (i) Current tax : | | |
| | Current tax expense for the year | 118.35 | 481.77 |
| | Tax expense in respect of earlier years | - | - |
| | | 118.35 | 481.77 |
| | (ii) Deferred Tax: | | |
| | Tax expense on origination and reversal of temporary differences | 165.54 | (150.89) |
| | Effect on deferred tax balances due to the change in income tax rate | - | - |
| | | 165.54 | (150.89) |
| Income tax expense reported in the statement of profit or loss [(i)+(ii)] | | 283.89 | 330.88 |
| (b) | Other Comprehensive Income (OCI) Section: | | |
| | (i) Items that will not be reclassified to profit or loss in subsequent years: | | |
| | (A) Current tax expense/(income): | - | - |
| | (B) Deferred tax expense/(income): | | |
| | On re-measurement of the defined benefit plans | 0.50 | 0.27 |
| | | 0.50 | 0.27 |
| | (ii) Items that will be reclassified to profit or loss in subsequent years: | | |
| | (A) Current tax expense/(income): | - | - |
| | (B) Deferred tax expense/(income): | | |
| | On gains and loss on hedging instruments in a cash flow hedge | 13.22 | (0.74) |
| Income tax expenses reported in the other comprehensive income [(i)+(ii)] | | 13.22 | (0.74) |
| | | 13.72 | (0.47) |
| (c) | Other directly reported in balance sheet through reserve: | | |
| | Current tax (assets)/liabilities | | |
| | -Merger related expenses | (3.89) | - |
| | Deferred tax (assets)/liabilities | | |
| | -Merger related expenses | 3.89 | (15.58) |
| | Income tax expense reported directly in balance sheet | - | (15.58) |

(b) Reconciliation of income tax expense and accounting profit multiplied by domestic tax rate applicable in India:

| | | ₹ in crore | |
|---------|--|--------------|--------------|
| Sr. No. | Particulars | F.Y. 2021-22 | F.Y. 2020-21 |
| (a) | Profit before tax | 1,091.87 | 332.24 |
| (b) | Corporate tax rate as per Income tax Act, 1961 | 25.168% | 25.168% |
| (c) | Tax on accounting profit (c)=(a)*(b) | 274.80 | 83.62 |
| (d) | (i) Tax on Income exempt from tax : | | |
| | (A) Deduction of Special reserve u/s 36(1)(viii) of the Income Tax Act, 1961 | (4.93) | (27.16) |
| | (B) Deduction u/s 80/JJA of the Income Tax Act, 1961 | (8.26) | (16.76) |
| | (ii) Tax on non deductible expenses: | | |
| | (A) Corporate Social Responsibility (CSR) expenses | 1.38 | 2.96 |
| | (B) Provision for diminution of investments | (96.85) | 53.34 |
| | (iii) Tax effect of losses/timing differences of current year on which no deferred tax benefit is recognised | 117.75 | (0.36) |
| | Total effect of tax adjustments [(i) to (v)] | 9.09 | 22.02 |
| (e) | Tax expense (before one-time deferred tax impact) (e)=(c)+(d) | 283.89 | 105.64 |
| (f) | Effective tax rate (before one-time deferred tax impact) (f)=(e)/(a) | 26.00% | 31.80% |
| (g) | Tax impact due to amendment in tax regulations | - | 225.24 |
| (h) | Tax expense recognised during the year (i)=(e)+(g)+(h) | 283.89 | 330.88 |
| (i) | Effective tax rate (j)=(i)/(a) | 26.00% | 99.59% |



L&T Finance Limited
Notes forming part of the standalone financial statements

(c) (i) Unused tax losses and unused tax credits for which no deferred tax asset is recognised in Balance sheet:

| Particulars | As at March 31, 2022 | | As at March 31, 2021 | |
|--|----------------------|-------------|----------------------|-------------|
| | ₹ in crore | Expiry year | ₹ in crore | Expiry year |
| Tax losses (Business loss and unabsorbed depreciation) | | | | |
| - Amount of losses having expiry | - | - | - | - |
| - Amount of losses having no expiry | - | - | - | - |
| Tax losses (Capital loss) | 467.89 | AY 2030-31 | - | - |
| Total | 467.89 | | - | |

(c) (ii) Unrecognised deductible temporary differences for which no deferred tax asset is recognised in Balance Sheet

| ₹ in crore | | | |
|------------|--|----------------------|----------------------|
| Sr. No. | Particulars | As at March 31, 2022 | As at March 31, 2021 |
| (a) | Towards provision for diminution in value of investments | 374.77 | 795.98 |
| | Total | 374.77 | 795.98 |



L&T Finance Limited
Notes forming part of the standalone financial statements

(d) Major components of deferred tax liabilities and deferred tax assets:

₹ in crore

| Particulars | Deferred tax liabilities/(assets) as at March 31, 2020 | Charge/(credit) to Statement of Profit and Loss | Charge/(credit) to other comprehensive income | Charge/(credit) directly in balance sheet (Opening retained earning) | Deferred tax liabilities/(assets) as at March 31, 2021 |
|---|--|---|---|--|--|
| Deferred tax liabilities: | | | | | |
| -Interest income recognised on Stage 3 Loans | 51.83 | (8.07) | - | - | 43.76 |
| -Unamortised borrowing cost | 3.20 | (0.85) | - | - | 2.35 |
| -Deduction under Section 36(1)(viii) | 28.15 | (0.43) | - | - | 27.72 |
| Net deferred tax liabilities | 83.18 | (9.35) | - | - | 73.83 |
| Deferred tax (assets): | | | | | |
| -Provision on loan assets based on expected credit loss | (1,212.69) | (146.29) | - | - | (1,358.98) |
| -Provision on trade receivables | (2.21) | 1.34 | - | - | (0.87) |
| -Amortisation of processing fee on corporate loans based on effective interest income which was previously recognised as revenue in the period of accrual | (8.91) | 3.37 | - | - | (5.54) |
| -Fair value of investments | (88.14) | (35.22) | - | - | (123.36) |
| -Defined benefit obligation (Gratuity and Leave encashment) | (7.92) | 0.52 | 0.27 | - | (7.13) |
| -Amortisation of expenditure incurred for amalgamation | (1.43) | 2.78 | - | (15.58) | (14.23) |
| -Fair valuation of derivative financial instrument | (33.48) | - | (0.74) | - | (34.22) |
| -Impact on account of Ind AS 116 – Leases | (0.96) | (0.15) | - | - | (1.11) |
| -Liability for expenses | (11.58) | (12.78) | - | - | (24.36) |
| -Difference between book base and tax base of property, plant & equipment, other intangible assets and goodwill | (133.17) | 46.26 | - | - | (86.91) |
| -Other items giving rise to temporary differences | (0.11) | (1.37) | - | - | (1.48) |
| Net Deferred tax (assets) | (1,500.60) | (141.54) | (0.47) | (15.58) | (1,658.19) |
| Net deferred tax liability/(assets) | (1,417.42) | (150.89) | (0.47) | (15.58) | (1,584.36) |

₹ in crore

| Particulars | Deferred tax liabilities/(assets) as at March 31, 2021 | Charge/(credit) to Statement of Profit and Loss | Charge/(credit) to other comprehensive income | Charge/(credit) directly in balance sheet (Opening retained earning) | Deferred tax liabilities/(assets) as at March 31, 2022 |
|---|--|---|---|--|--|
| Deferred tax liabilities: | | | | | |
| -Interest income recognised on Stage 3 Loans | 43.76 | (21.65) | - | - | 22.11 |
| -Unamortised borrowing cost | 2.35 | (1.29) | - | - | 1.06 |
| -Deduction under Section 36(1)(viii) | 27.72 | (27.72) | - | - | (0.00) |
| Net deferred tax liabilities | 73.83 | (50.66) | - | - | 23.17 |
| Deferred tax (assets): | | | | | |
| -Provision on loan assets based on expected credit loss | (1,358.98) | 284.84 | - | - | (1,074.14) |
| -Provision on trade receivables | (0.87) | 1.59 | - | - | 0.72 |
| -Amortisation of processing fee on corporate loans based on effective interest income which was previously recognised as revenue in the period of accrual | (5.54) | 1.88 | - | - | (3.66) |
| -Fair value of investments | (123.36) | (62.91) | - | - | (186.27) |
| -Defined benefit obligation (Gratuity and Leave encashment) | (7.13) | (0.11) | 0.50 | - | (6.74) |
| -Amortisation of expenditure incurred for amalgamation | (14.23) | (2.98) | - | 3.90 | (13.31) |
| -Fair valuation of derivative financial instrument | (34.22) | - | 13.22 | - | (21.00) |
| -Impact on account of Ind AS 116 – Leases | (1.11) | (2.65) | - | - | (3.76) |
| -Liability for expenses | (24.36) | (5.07) | - | - | (30.43) |
| -Difference between book base and tax base of property, plant & equipment, other intangible assets and goodwill | (86.91) | 2.61 | - | - | (84.30) |
| -Other items giving rise to temporary differences | (1.48) | - | - | - | (1.48) |
| Net Deferred tax (assets) | (1,658.19) | 216.20 | 13.72 | 3.90 | (1,424.37) |
| Net deferred tax liability/(assets) | (1,584.36) | 165.54 | 13.72 | 3.90 | (1,401.20) |



L&T Finance Limited
Notes forming part of the standalone financial statements

Note: 51 The following additional information is disclosed in the terms of Master Direction - Non-Banking Financial Company - Systematically Important Non-Deposit taking Company and Deposit taking Company (Reserve Bank) Directions, 2016 issued by Reserve Bank of India vide circular no. RBI/DNBR/2016-17/15 Master Direction DNBR, PG. 006/03.10.119/2016-17 dated September 01, 2016 as amended (the "RBI Master Directions").

The disclosures as required by the RBI Master Directions has been prepared as per Indian Accounting Standards as mentioned in RBI circular RBI/2019-20/170 DOR (NBFC), CC.PD.No.169/22.10.166/2019-20 dated March 13, 2020.

51.1 Capital:

| | | ₹ in crore | |
|---------|--|----------------------|----------------------|
| Sr. No. | Particulars | As at March 31, 2022 | As at March 31, 2021 |
| (i) | CRAB (N) | | |
| (ii) | CRAB - Tier I Capital (N) | 20.77% | 20.24% |
| (iii) | CRAB - Tier II Capital (N) | 17.80% | 17.00% |
| (iv) | CRAB - Tier III Capital (N) | 2.92% | 3.54% |
| (v) | Amount of subordinated debt raised as Tier-II capital* (Repaid during the year: ₹ 200 crore, previous year: ₹ 166.00 crore) | 2,893.20 | 2,851.88 |
| (vi) | Amount raised by issue of Perpetual Debt Instruments (Repaid during the year: ₹ Nil, previous year: ₹ Nil) | 404.30 | 409.71 |
| (vii) | Percentage of the amount of Perpetual Debt Instruments of the amount of its Tier I Capital | 2.73% | 4.38% |

* Discounted value of ₹ 1412.77 crore (Previous year: ₹ 1,909.25 crore) considered for Tier II capital against the book value of ₹ 2,893.20 crore (Previous year: ₹ 2,851.88 crore).

† Subordinated debt balance as at March 31, 2021 includes amount of ₹ 1,808.76 crore transferred from erstwhile L&T Infrastructure Finance Company Limited and erstwhile L&T Housing Finance Limited on amalgamation.

‡ Perpetual Debt Instruments balance as at March 31, 2021 includes amount of ₹ 854.41 crore transferred from erstwhile L&T Infrastructure Finance Company Limited and erstwhile L&T Housing Finance Limited on amalgamation.

51.2 Investments:

| | | ₹ in crore | |
|-------|---|----------------------|----------------------|
| (1) | Particulars | As at March 31, 2022 | As at March 31, 2021 |
| (i) | Value of Investments | | |
| (a) | Gross Value of Investments | | |
| (i) | (a) In India | 9,511.02 | 8,828.86 |
| (ii) | (b) Outside India | - | - |
| (ii) | Provisions for Depreciations* | | |
| (i) | (a) In India | 7.07 | 401.85 |
| (ii) | (b) Outside India | - | - |
| (iii) | Net Value of Investments | | |
| (i) | (a) In India | 9,503.95 | 8,427.01 |
| (ii) | (b) Outside India | - | - |
| (2) | Movement of provisions held towards depreciation on investments* | | |
| (i) | Opening balance | 401.85 | 250.59 |
| (ii) | Add: Provisions made during the year | - | 151.26 |
| (iii) | Less: Write-off / write back of excess provisions during the year | (394.78) | - |
| (iv) | Closing balance | 7.07 | 401.85 |

* Provision for depreciation on Investments includes provision towards impairment of financial instruments.

51.3 Derivatives:

| | | ₹ in crore | |
|-------|--|------------|----------|
| (i) | Forward Rate Agreement / Interest Rate Swap (also includes currency interest rate swaps) | 2021-22 | 2020-21 |
| (i) | The notional principal of swap agreements | 3,014.34 | 3,114.34 |
| (ii) | Losses which would be incurred if counterparties failed to fulfil their obligations under the agreements | 204.04 | 22.00 |
| (iii) | Collateral required by the NBFC upon entering into swaps | - | - |
| (iv) | Concentration of credit risk arising from the swaps | - | - |
| (v) | The fair value of the swap book | 204.04 | 22.00 |

(ii) **Exchange Traded Interest Rate (R) Derivatives:** The Company has not traded in Interest Rate Derivative during the financial year ended March 31, 2022 (Previous year: Nil).

(iii) **Disclosures on Risk Exposure in Derivatives**

Qualitative Disclosure

The Company has a Treasury Risk Management Policy approved by the Assets Liability Committee and the Board. This policy provides the framework for managing various risks including interest rate risk and currency risk. The policy provides for use of derivative instruments in managing the risks.

The Company has sourced External Commercial Borrowing and Term loan from bank - FCNR in foreign currency. The same has been hedged as required by RBI.

| | | ₹ in crore | |
|--------------------------|---|----------------------|---------------------------|
| Quantitative Disclosures | | Currency Derivatives | Interest Rate Derivatives |
| (i) | Derivatives (Notional principal amount) | 3,014.34 | - |
| (ii) | Mark-to-Market position | 204.04 | - |
| (i) | (a) Asset (+/-) | 204.04 | - |
| (ii) | (b) Liability (-/+) | - | - |
| (iii) | Credit exposure | - | - |
| (iv) | Unhedged exposure | - | - |



L&T Finance Limited
Notes forming part of the standalone financial statements

51.4 Securitisation:

i) The information on securitisation of the Company as an originator in respect of outstanding amount of securitised assets is given below:

| | | ₹ in crore | |
|--|--------------|-----------------|-----------------|
| Particulars | No. / Amount | As at March 31, | As at March 31, |
| | | 2022 | 2021 |
| 1. No of SPEs holding assets for securitisation transactions originated by the originator (only the SPEs relating to outstanding securitisation exposures to be reported here) | | - | - |
| 2. Total amount of securitised assets as per books of the SPEs | | - | - |
| 3. Total amount of exposures retained by the originator to comply with MRR as on the date of balance sheet | | - | - |
| a) Off-balance sheet exposures | | - | - |
| First loss | | - | - |
| Others | | - | - |
| b) On-balance sheet exposures | | - | - |
| First loss | | - | - |
| Others | | - | - |
| 4. Amount of exposures to securitisation transactions other than MRR | | - | - |
| a) Off-balance sheet exposures | | - | - |
| i) Exposure to own securitisations | | - | - |
| First loss | | - | - |
| Loss | | - | - |
| ii) Exposure to third party securitisations | | - | - |
| First loss | | - | - |
| Others | | - | - |
| b) On-balance sheet exposures | | - | - |
| i) Exposure to own securitisations | | - | - |
| First loss | | - | - |
| Others | | - | - |
| ii) Exposure to third party securitisations | | - | - |
| First loss | | - | - |
| Others | | - | - |
| 5. Sale consideration received for the securitised assets and gain/loss on sale on account of securitisation | | - | - |
| 6. Form and quantum (outstanding value) of services provided by way of, liquidity support, post-securitisation asset servicing, etc. | | - | - |
| 7. Performance of facility provided. Please provide separately for each facility viz. Credit enhancement, liquidity support, servicing agent etc. Mention percent in bracket as of total value of facility provided. | | - | - |
| (a) Amount paid | | - | - |
| (b) Repayment received | | - | - |
| (c) Outstanding amount | | - | - |
| 8. Average default rate of portfolios observed in the past. Please provide breakup separately for each asset class (i.e. RMBS, Vehicle Loans etc) | | - | - |
| 9. Amount and number of additional/top up loan given on same underlying asset. Please provide breakup separately for each asset class i.e. RMBS, Vehicle Loans etc | | - | - |
| 10. Investor complaints (a) Directly/Indirectly received and; (b) Complaints outstanding | | - | - |

ii) Details of securitisation transactions undertaken by applicable NBFCs

There are no securitisation transactions during the year (previous year : NIL), hence relevant disclosure is not applicable.

iii) Details of Assignment transactions undertaken by applicable NBFCs

There are no assignment transactions during the year (previous year : NIL), hence relevant disclosure is not applicable.

iv) Details of non-performing financial assets purchased/sold from/to NBFCs: During the current and previous year, no non-performing financial assets has been purchased/sold from/to other NBFCs.**v) Disclosure of financial assets sold to securitisation company pursuant to RBI circular no RBI/DOR/2021-22/86 DOR.STR.REC.51/21.04.048/2021-22 dated September 24, 2021:****a) Asset sold to AREs**

| Sl No | Particulars | 2021-22 | | 2020-21 | |
|---|-------------|----------|--------|---------|----------|
| | | NPA | SMA | NPA | SMA |
| 1. No. of accounts sold | | 534 | 79 | 325 | 1,442 |
| 2. Aggregate principal outstanding of loans transferred (₹ crores) | | 3,031.77 | 156.88 | 792.38 | 1,478.15 |
| 3. Weighted average residual tenor of the loans transferred (months) | | 47.23 | 84.21 | 74.14 | 132.42 |
| 4. Net book value of loans transferred (at the time of transfer) (₹ crores) | | 1,555.90 | 172.23 | 584.59 | 1,537.31 |
| 5. Aggregate consideration (₹ crore) | | 1,574.57 | 171.48 | 622.10 | 1,546.09 |
| 6. Additional consideration realized in respect of accounts transferred in earlier years (₹ crores) | | - | - | - | - |



L&T Finance Limited
Notes forming part of the standalone financial statements

- b) The company has not transferred any loan to other than ABCs (previous year NIL).
- c) The company has not acquired any stressed assets during the year (previous year NIL).
- d) During the year provisions of ₹ 2,188.69 crore (previous year ₹ 384.03 crore) reversed to the profit and loss account on accounts of sale of stressed loans.
- e) Security Receipts (SRs) rating for the transactions during the period:

| Particulars | 2021-22 | | 2020-21* | |
|------------------------------------|---------------------------------|--------------------|---------------|--------|
| | Rating Agency | Rating | Rating Agency | Rating |
| Pheonix Trust-FY22-3 ^a | NA | NA | NA | NA |
| ARCIL-CP5-I-Trust ^a | Brickworks ratings | SVRR2 (100%) | NA | NA |
| ACRE 209 TRUST ^a | Brickworks ratings | RR1 (100%-150%) | NA | NA |
| Pheonix Trust-FY22-16 ^a | NA | NA | NA | NA |
| Ami-AST- B Trust | Brickworks ratings | SVRR1 (100%) | NA | NA |
| ARCIL-CP5-I-Trust | Brickworks ratings | SVRR2 (100%) | NA | NA |
| ARCIL-AST-GBS-I-Trust | Brickworks ratings | SVRR2 (0%) | NA | NA |
| CFMARC Trust 67 | Infomeries Valuation And Rating | IVR RR1 (100-150%) | NA | NA |
| CFMARC Trust 73 | Infomeries Valuation And Rating | IVR RR1 (100-150%) | NA | NA |
| CFMARC Trust 74 | Infomeries Valuation And Rating | IVR RR1 (100-150%) | NA | NA |
| CFMARC Trust 76 | Infomeries Valuation And Rating | IVR RR1 (100-150%) | NA | NA |
| PEGASUS GROUP THIRTY EIGHT TRUST 1 | ICRA | RR2 (100%) | NA | NA |

* The ratings of ARC trusts will be available subsequently as ratings of these trusts is a half yearly assessment process.

These transactions were done during the financial year 2021-22.

- f) The company has not acquired/transferred any loans which were "not in default" during the year (previous year NIL).



L&T Finance Limited
Notes forming part of the standalone financial statements

51.5 Exposures**(i) Exposure to Real Estate Sector**

| Particulars | As at March 31, 2022 | As at March 31, 2021 |
|--|----------------------|----------------------|
| (a) Direct Exposure | | |
| (i) Residential Mortgages - Lending fully secured by mortgages on residential property that is or will be occupied by the borrower or that is rented | 7,854.56 | 7,414.09 |
| (ii) Commercial Real Estate - Lending secured by mortgages on commercial real estates (office buildings, retail space, multi-purpose commercial premises, multi-family residential buildings, multi-tenanted commercial premises, industrial or warehouse space, hotels, land acquisition, development and construction, etc.). Exposure would also include non-fund based limits | 14,018.41 | 16,935.91 |
| (iii) Investments in Mortgage Backed Securities (MBS) and other securitised exposures - | | |
| a. Residential | 3,730.87 | 3,697.89 |
| b. Commercial Real Estate | 217.16 | 178.65 |
| Total Direct Exposure to Real Estate Sector (a) | 25,803.95 | 28,227.44 |
| (b) Indirect Exposure | | |
| a. Fund Based and non-fund based exposures on NHB / HFCs | - | 336.55 |
| b. Any other | 43.18 | 43.97 |
| Total Indirect Exposure to Real Estate Sector (b) | 43.18 | 380.52 |
| Total Exposure to Real Estate Sector (a+b) | 25,847.13 | 28,607.96 |

Footnote:

1. Undisclosed commitments are considered as Nil on account of conditions precedent to disbursements.
2. Loan against property is entirely clubbed in Commercial Real Estate exposure.

(ii) Exposure to Capital Market

| Particulars | As at March 31, 2022 | As at March 31, 2021 |
|---|----------------------|----------------------|
| (i) direct involvement in equity shares, convertible bonds, convertible debentures and units of equity-oriented mutual funds the corpus of which is not exclusively invested in corporate debt; | 1,762.01 | 1,753.59 |
| (ii) advances against shares / bonds / debentures or other securities or on clean basis to individuals for investment in shares (including IPO/ISOP), convertible bonds, convertible debentures, and units of equity-oriented mutual funds; | - | - |
| (iii) advances for any other purposes where shares or convertible bonds or convertible debentures or units of equity oriented mutual funds are taken as primary security; | - | 968.44 |
| (iv) advances for any other purposes to the extent secured by the collateral security of shares or convertible bonds or convertible debentures or units of equity oriented mutual funds, i.e. where the primary security other than shares / convertible bonds/ convertible debentures / units of equity oriented mutual funds does not fully cover the advances; | - | - |
| (v) secured and unsecured advances to stockbrokers and guarantees issued on behalf of stockbrokers and market makers; | - | - |
| (vi) loans sanctioned to corporates against the security of shares / bonds / debentures or other securities or on clean basis for meeting promoters' contribution to the equity of new companies in anticipation of raising resources; | - | 172.63 |
| (vii) bridge loans to companies against expected equity flows / issues; | - | - |
| (viii) all exposures to Venture Capital Funds (both registered and unregistered) | 299.36 | 275.20 |
| Total Exposure to Capital Market | 2,061.27 | 2,711.56 |

(iii) Details of financing of parent company products: Nil (Previous year: Nil)**(iv) Single Borrower Limit (SBL) or Group Borrower Limit (GBL) as prescribed by the RBI.**

The company has not exceeded the Single Borrower Limit (SBL) or Group Borrower Limit (GBL) as prescribed by the RBI based on the net owned funds as on March 31, 2023 computed post giving effect of Merger mentioned in Note 45.

(v) Unsecured Advances (net off provision):

| Particulars | As at March 31, 2022 | As at March 31, 2021 |
|----------------|----------------------|----------------------|
| Term loans | 12,875.89 | 12,416.15 |
| Debentures | - | 26.84 |
| Personal loans | 2,196.95 | 708.93 |
| Total | 15,132.80 | 13,282.22 |

Note: There are no advances outstanding as on 31st March 2022 against which intangible securities has been taken as collateral. (Previous year: Nil)



L&T Finance Limited
Notes forming part of the standalone financial statements

51.6 Miscellaneous

- (i) Registration obtained from other financial sector regulators : No registration has been obtained from other financial sector regulators.
- (ii) Penalties imposed by RBI and other regulators : No penalties have been imposed by RBI or other regulators during the year. (Previous Year: Nil)
- (iii) Ratings assigned by credit rating agencies and migration of ratings during the year

| Particular | F.Y. 2021-2022 | | | | F.Y. 2020-2021 | | | |
|---|------------------------|-----------------------------|-----------------------------|-------------------------------|------------------------|-----------------------------|-------------------------------|-------------------------------|
| | CRISIL | CARE | ICRA | BBB | CRISIL | CARE | ICRA | BBB |
| (i) Commercial Paper | CRISIL A1+ | CARE A1+ | ICRA A1+ | Not Rated | CRISIL A1+ | CARE A1+ | ICRA A1+ | Not Rated |
| (ii) Non-Convertible Debentures | CRISIL AAA (Stable) | CARE AAA (Stable) | ICRA AAA (Stable) | IND AAA (Stable) | CRISIL AAA (Stable) | CARE AAA (Stable) | ICRA AAA (Negative) | IND AAA (Stable) |
| (iii) Long term Bank facilities | CRISIL AAA (Stable) | CARE AAA (Stable) | ICRA AAA (Stable) | IND AAA (Stable) | CRISIL AAA (Stable) | CARE AAA (Stable) | ICRA AAA (Negative) | IND AAA (Stable) |
| (iv) Subordinate Debts | CRISIL AAA (Stable) | CARE AAA (Stable) | ICRA AAA (Stable) | IND AAA (Stable) | CRISIL AAA (Stable) | CARE AAA (Stable) | ICRA AAA (Negative) | IND AAA (Stable) |
| (v) Perpetual Debt | Not Rated | CARE AA+ | ICRA AA+ | Not Rated | Not Rated | CARE AA+ | ICRA AA+ (Negative) | Not Rated |
| (vi) Non-Convertible Debentures(Public Issue) | CRISIL AAA (Stable) | CARE AAA (Stable) | ICRA AAA (Stable) | IND AAA (Stable) | CRISIL AAA (Stable) | CARE AAA (Stable) | ICRA AAA (Negative) | IND AAA (Stable) |
| (vii) Principal Protected Market Linked Debenture | Not Rated | CARE PP-MLD AAA (Stable) | PP-MLD ICRA AAA (Stable) | IND PP-MLD AAA (Stable) | Not Rated | CARE PP-MLD AAA (Stable) | PP-MLD ICRA AAA (Negative) | IND PP-MLD AAA (Stable) |

- (iv) Postpayments of revenue recognition: Current year: Nil. (Previous year: Nil)

51.7 Provisions and Contingencies:

- (i) Break up of 'Provisions and Contingencies' shown under the head Expenditure in Profit and Loss Account

| Particulars | F.Y. 2021-2022 | 2020-2021* |
|--|----------------|------------|
| Provision for depreciation on investments | 134.77 | 151.26 |
| Provision towards NPA | 12,336.12 | 35.36 |
| Provision made towards Income tax | 283.89 | 330.88 |
| Other Provision and Contingencies (with details)** | 3,836.45 | 2,610.13 |
| Provision for Standard Assets | 906.25 | 415.03 |

* Provision on loan assets and Provision for depreciation on investments is considered as allowance for impairment loss on financial instruments.
** Includes loans written off/foreclosure during the year and provision on trade receivables

- (ii) Drawn down from reserves: No draw down from reserves during the financial year. (Previous year: Nil)

51.8 Concentration of Advances, Exposures and NPAs

- (i) Concentration of Advances

| Particulars | As at March 31, 2022 | As at March 31, 2021 |
|---|----------------------|----------------------|
| Total Advances to twenty largest borrowers | 17,583.66 | 14,591.27 |
| Percentage of advances to twenty largest borrowers to total advances of the Company | 21.50% | 17.37% |

- (ii) Concentration of Exposures

| Particulars | As at March 31, 2022 | As at March 31, 2021 |
|---|----------------------|----------------------|
| Total Exposure to twenty largest borrowers / customers ^a | 20,740.26 | 17,694.03 |
| Percentage of total exposure to twenty largest borrowers / customers to total exposure of the Company on borrowers / customers ^a | 33.37% | 18.31% |

^a Undisbursed commitments are considered as Nil on account of conditions precedent to disbursements.

- (iii) Concentration of NPA

| Particulars | As at March 31, 2022 | As at March 31, 2021 |
|---|----------------------|----------------------|
| Total Exposure to top four NPA accounts | 1,076.43 | 1,050.57 |

- (iv) Sector-wise NPAs

| Particulars | Percentage to Total Advances in that Sector | |
|------------------------------------|---|----------------------|
| | As at March 31, 2022 | As at March 31, 2021 |
| 1. Agriculture & allied activities | 3.85% | 3.37% |
| 2. MSME | 0.00% | 0.00% |
| 3. Corporate borrowers | 5.10% | 6.77% |
| 4. Services | 0.00% | 0.00% |
| 5. Unsecured personal loans | 1.46% | 2.67% |
| 6. Auto loans | 4.82% | 5.26% |
| 7. Other personal loans | 5.74% | 3.59% |



L&T Finance Limited
Notes forming part of the standalone financial statements

51.9 Movement of NPAs

| Particulars | | F.Y. 2021-22 | F.Y. 2020-21 |
|---|--|--------------|--------------|
| (i) Net NPAs to Net Advances (%) | | 2.10% | 1.93% |
| (ii) Movement of NPAs (₹ crore) | | | |
| (a) Opening balance | | 5,365.85 | 2,991.12 |
| (b) Transferred of erstwhile L&T Infrastructure Finance Company Limited and erstwhile L&T Housing Finance Limited on amalgamation | | - | 3,071.00 |
| (c) Additions during the year | | 4,121.13 | 2,657.83 |
| (d) Reductions during the year | | 5,944.19 | 3,154.30 |
| (e) Closing balance | | 3,542.79 | 5,365.65 |
| (iii) Movement of Net NPAs | | | |
| (a) Opening balance | | 1,545.05 | 1,164.99 |
| (b) Transferred of erstwhile L&T Infrastructure Finance Company Limited and erstwhile L&T Housing Finance Limited on amalgamation | | - | 1,112.32 |
| (c) Additions during the year | | 1,809.75 | 65.65 |
| (d) Reductions during the year | | 1,677.06 | 797.91 |
| (e) Closing balance | | 1,677.72 | 1,545.05 |
| (iv) Movement of provisions for NPAs (excluding provisions on standard assets) | | | |
| (a) Opening balance | | 3,820.60 | 1,826.13 |
| (b) Transferred of erstwhile L&T Infrastructure Finance Company Limited and erstwhile L&T Housing Finance Limited on amalgamation | | - | 1,958.68 |
| (c) Provisions made during the year | | 2,211.38 | 2,502.18 |
| (d) Write-off / write-back of excess provisions | | 4,267.11 | 2,556.39 |
| (e) Closing balance | | 1,864.87 | 3,820.80 |

Note: Above numbers are based on quarterly movement.

51.10 Disclosure of customer complaints

| Particulars | | F.Y. 2021-22 | F.Y. 2020-21 |
|--|--|--------------|--------------|
| (i) No. of complaints pending at the beginning of the year | | 40 | 38 |
| (ii) Transferred of erstwhile L&T Infrastructure Finance Company Limited and erstwhile L&T Housing Finance Limited on amalgamation | | - | 2 |
| (iii) No. of complaints received during the year | | 610 | 1,610 |
| (iv) No. of complaints redressed during the year | | 849 | 1,595 |
| (v) No. of complaints pending at the end of the year | | 1 | 40 |

51.11 Resolution of stressed assets

During the year ended March 31, 2022, the Company has not implemented resolution plan under the prudential framework for stressed assets issued by RBI vide circular no RBI/2019-19/203 DOR.No.SP.BC.45/21.04.04B/2019-19 dated June 7, 2019.

51.12 Disclosure on Resolution Framework – 1.0: Resolution Framework for COVID-19-related Stress in terms of RBI circular RBI/2020-21/16 DOR.No.SP.BC/9/21.04.04B/2020-21 dated August 06, 2020 ("Resolution Framework – 1.0"):

| Format B: | | (₹ in crore) | | | | |
|------------------------|---|---|--|--|--|---|
| Type of borrower | Exposure to accounts classified as Standard consequent to implementation of resolution plan – Position as at the end of the previous half-year*** | Of (A), aggregate debt that slipped into NPA during the half-year | Of (A) amount written off during the half-year | Of (A) amount paid by the borrowers during the half-year | Of (A) amount paid by borrowers during half year | Exposure to accounts classified as Standard consequent to implementation of resolution plan – Position as at the end of this half-year*** |
| | (A) | (B) | (C) | (D) | (E) | (F) |
| Personal Loans | 2,020.71 | 7.36 | - | 124.53 | 124.53 | 2,022.35 |
| Corporate persons**/H* | 248.76 | 6.64 | - | 6.88 | 6.88 | 269.48 |
| Of which, MSMEs | - | - | - | - | - | - |
| Others | - | - | - | - | - | - |
| Total | 2,769.49 | 14.00 | - | 131.41 | 131.41 | 2,796.83 |

*As defined in Section 3(7) of the Insolvency and Bankruptcy Code, 2016.

** includes restructuring implemented during the quarter ended June 2021 and September 21 under the Resolution Framework 1.0 and 2.0

*** Includes additional disbursement post implementation and interest accrued.



AS.

L&T Finance Limited
Notes forming part of the standalone financial statements

51.13 Asset Liability Management Maturity pattern of certain items of Assets and Liabilities

| | March 31, 2022 | 1-7 Days | 8-14 Days | 15 days to 30/31 days (One month) | Over 1 month to 2 months | Over 2 months to 3 months | Over 3 months to 6 months | Over 6 months to 1 year | Over 1 year to 3 years | Over 3 years to 5 years | Over 5 years | Total |
|-------------------------------|----------------|----------|-----------|-----------------------------------|--------------------------|---------------------------|---------------------------|-------------------------|------------------------|-------------------------|--------------|-----------|
| Deposits | | | | | | | | | | | | |
| Advances (gross) | | 1,275.47 | 506.45 | 514.76 | 2,237.35 | 3,130.56 | 7,011.02 | 17,568.87 | 21,586.94 | 10,544.37 | 17,114.75 | 81,552.64 |
| Investments (net) | | - | 665.94 | 1,256.87 | - | - | - | 906.09 | - | - | 6,408.64 | 9,277.54 |
| Borrowings* | | 544.99 | 1,447.07 | 459.00 | 1,907.19 | 2,395.93 | 6,210.39 | 14,250.74 | 38,836.15 | 6,108.42 | 4,784.43 | 76,944.31 |
| Foreign Currency assets | | - | - | - | - | - | - | - | - | - | - | - |
| Foreign Currency liabilities* | | - | - | - | - | 1,037.70 | 686.33 | 425.76 | 864.55 | - | - | 3,014.34 |
| * Including ECB and FCNR loan | | | | | | | | | | | | |

₹ in crore

Footnote: The above buckening has been arrived at based on the extant regulatory guidelines and the policy approved by the Board of Directors at its meeting held on March 25, 2021 and relied upon by the auditors.



As.

L&T Finance Limited
Notes forming part of the standalone financial statements

Note : 51.14
Disclosures on Implementation of Indian Accounting Standards, in terms of RBI circular RBI/2019-20/170/DOR (NBFC), CC.PD.No.109/22.10.106/2019-20 dated March 13, 2020
March 31, 2022

| Asset Classification as per RBI Norms | Asset classification as per Ind AS 109 | Gross Carrying Amount as per Ind AS as on March 31, 2022* | Loss Allowances (Provisions) as required under Ind AS 109 as on March 31, 2022* | Net Carrying Amount as on March 31, 2022 | Provisions required as per IRACP norms as on March 31, 2022 | Difference between Ind AS 109 provisions and IRACP norms as on March 31, 2022 |
|--|--|---|---|--|---|---|
| (1) | (2) | (3) | (4) | (5)=(3)-(4) | (6) | (7) = (4)-(6) |
| Performing Assets | | | | | | |
| Standard | Stage 1 | 65,573.59 | 1,185.89 | 64,387.70 | 266.79 | 919.10 |
| | Stage 2 | 12,682.61 | 1,217.58 | 11,465.03 | 867.45 | 350.14 |
| Subtotal of Performing Assets | | 78,256.20 | 2,403.47 | 75,852.73 | 1,134.24 | 1,269.24 |
| Non-Performing Assets (NPA) | | | | | | |
| Substandard | Stage 3 | 3,154.18 | 1,526.36 | 1,627.82 | 293.02 | 1,233.34 |
| Doubtful - up to 1 year | Stage 3 | 217.61 | 166.85 | 50.76 | 89.26 | 77.59 |
| 1 to 3 years | Stage 3 | 168.70 | 147.72 | 20.97 | 40.46 | 107.26 |
| More than 3 years | Stage 3 | 2.09 | 2.09 | - | 1.40 | 0.68 |
| Subtotal of Non-Performing Assets | | 3,542.58 | 1,843.02 | 1,699.56 | 424.15 | 1,418.87 |
| Loss | Stage 3 | - | - | - | - | - |
| Subtotal | | 81,798.78 | 4,246.49 | 77,552.29 | 1,558.39 | 2,688.11 |
| Other Items such as guarantees, loan commitments, etc. which are in the scope of Ind AS 109 but not covered under current Income Recognition, Asset Classification and Provisioning (IRACP) norms | | | | | | |
| Non fund base exposure | Stage 1 | 473.17 | 1.38 | 471.79 | - | 1.38 |
| | Stage 2 | - | - | - | - | - |
| | Stage 3 | 56.00 | 21.84 | 34.16 | - | 21.84 |
| Subtotal | | 529.17 | 23.23 | 505.94 | - | 23.22 |
| Total | Stage 1 | 66,046.75 | 1,187.27 | 64,859.49 | 266.79 | 920.48 |
| | Stage 2 | 12,682.61 | 1,217.58 | 11,465.03 | 867.45 | 350.14 |
| | Stage 3 | 3,598.58 | 1,864.87 | 1,733.71 | 424.15 | 1,440.71 |
| Total | Total | 82,327.95 | 4,269.72 | 78,058.23 | 1,558.38 | 2,711.33 |

* Includes loans classified as Fair value through Profit & Loss (FVTPL).



As.

L&T Finance Limited
Notes forming part of the standalone financial statements

Note : 51.14
Disclosures on Implementation of Indian Accounting Standards, in terms of RBI circular RBI/2019-20/170/DOR (NBFC), CC.PD.No.109/22.10.106/2019-20 dated March 13, 2020
March 31, 2021

| Asset Classification as per RBI Norms | Asset classification as per Ind AS 109 | Gross Carrying Amount as per Ind AS as on March 31, 2021* | Loss Allowances (Provisions) as required under Ind AS 109 as on March 31, 2021* | Net Carrying Amount as on March 31, 2021 | Provisions required as per IRACP norms as on 31, 2021 | Difference between Ind AS 109 provisions and IRACP norms as on 31, 2021 |
|---|--|---|---|--|---|---|
| (1) | (2) | (3) | (4) | (5)=(3)-(4) | (6) | (7) = (4)-(6) |
| Performing Assets | | | | | | |
| Standard | Stage 1 | 71,375.55 | 1,158.03 | 70,221.52 | 285.81 | 872.22 |
| | Stage 2 | 7,245.94 | 421.56 | 6,828.38 | 134.56 | 287.00 |
| Subtotal of Performing Assets | | 78,629.49 | 1,579.59 | 77,049.90 | 420.37 | 1,159.22 |
| Non-Performing Assets (NPA) | | | | | | |
| Substandard | Stage 3 | 1,552.51 | 990.50 | 562.01 | 145.74 | 844.76 |
| Doubtful - up to 1 year | Stage 3 | 639.60 | 293.59 | 346.01 | 111.50 | 182.09 |
| 1 to 3 years | Stage 3 | 2,264.89 | 1,691.37 | 573.62 | 1,171.28 | 519.99 |
| More than 3 years | Stage 3 | 908.65 | 823.40 | 85.25 | 567.21 | 256.19 |
| Subtotal of Non-Performing Assets | | 5,365.65 | 3,798.76 | 1,566.89 | 1,995.73 | 1,803.03 |
| Loss | Stage 3 | | | | | |
| Subtotal | | 83,995.14 | 5,378.35 | 78,616.79 | 2,416.10 | 2,962.25 |
| Other items such as guarantees, loan commitments, etc. which are in the scope of Ind AS 109 but not covered under current Income Recognition, Asset Classification and Provisioning (IRACP) norms | | | | | | |
| Provisioning (IRACP) norms | Stage 1 | 284.17 | 1.31 | 282.86 | - | 1.31 |
| | Stage 2 | | | | | |
| | Stage 3 | 56.00 | 21.84 | 34.16 | - | 21.84 |
| Non fund base exposure | | 340.17 | 23.15 | 317.02 | - | 23.15 |
| Subtotal | | | | | | |
| | Stage 1 | 71,665.72 | 1,159.34 | 70,504.38 | 285.81 | 873.53 |
| | Stage 2 | 7,249.94 | 421.56 | 6,828.38 | 134.56 | 287.00 |
| | Stage 3 | 5,421.65 | 3,820.60 | 1,601.05 | 1,995.73 | 1,824.87 |
| Total | | 84,335.31 | 5,401.50 | 78,933.81 | 2,416.10 | 2,985.40 |

* Includes loans classified as Fair value through Profit & Loss (FVTPL).

AS.

Footnote as per para 21(b) of RBI circular RBI/2019-20/170/DOR (NBFC), CC.PD.No.109/22.10.106/2019-20 dated March 13, 2020, Where Impairment allowance under Ind AS 109 is lower than the provision required under Income Recognition, Asset Classification and Provisioning (IRACP) (including Standard asset provisioning), NDFCs shall appropriate the difference from their net profit or loss after tax to a separate 'Impairment Reserve'. However total IND AS 109 impairment allowance is higher by ₹ 2,985.40 crore as compare to IRACP, hence appropriation to impairment reserve is not required.

L&T Finance Limited
Notes forming part of the standalone financial statements

Note : 51.15

Schedule to the Balance Sheet of a non-deposit taking non-banking financial company (as required in terms of paragraph 19 of Master Direction - Non-Banking Financial Company - Systematically Important Non-Deposit taking Company and Deposit taking Company (Reserve Bank) Directions, 2016 issued vide Master Direction DNBR. PD. 008/03.10.119/2016-17 dated September 01, 2016 as amended)

Liabilities Side:

1. Loans and advances availed by the non-banking financial company inclusive of interest accrued thereon but not paid:

₹ in crore

| Particulars | As at March 31, 2022 | | As at March 31, 2021 | |
|---|----------------------|----------------|----------------------|----------------|
| | Amount Outstanding | Amount Overdue | Amount Outstanding | Amount Overdue |
| (a) Debentures : | | | | |
| - Secured | 28,327.60 | - | 31,380.80 | - |
| - Unsecured | 3,297.59 | - | 3,501.59 | - |
| (Other than falling within the meaning of Public Deposits)* | | | | |
| (b) Deferred Credits | | | | |
| (c) Term Loans | 18,746.60 | - | 18,818.59 | - |
| (d) Inter-Corporate Loans and borrowings | 1,037.59 | - | 1,075.53 | - |
| (e) Commercial Paper (Net off unexpired discounting charges) | 6,338.01 | - | 5,849.68 | - |
| (f) Public Deposits | - | - | - | - |
| (g) Other Loans | - | - | - | - |
| i) Foreign Currency Loan | - | - | 99.81 | - |
| ii) External commercial borrowings | 4,121.00 | - | 3,989.00 | - |
| iii) Bank Overdraft, Cash credit & Working Capital Demand Loan | 16,451.21 | - | 14,675.18 | - |
| iv) Corporate Bond Repo and Collateralized Borrowing and Lending Obligation | - | - | - | - |

* Refer footnote 1 below

- 2 Break-up of 1(f) above (Outstanding public deposits inclusive of interest accrued thereon but not paid) :

₹ in crore

| Particulars | As at March 31, 2022 | | As at March 31, 2021 | |
|--|----------------------|----------------|----------------------|----------------|
| | Amount Outstanding | Amount Overdue | Amount Outstanding | Amount Overdue |
| (a) In the form of Unsecured debentures | - | - | - | - |
| (b) In the form of partly secured debentures i.e. debentures where there is a shortfall in the value of security | - | - | - | - |
| (c) Other public deposits | - | - | - | - |

* Refer footnote 1 below

Assets Side:

3. Break-up of Loans and Advances including bills receivables [Other than those included in (4) below] :

₹ in crore

| Particulars | Amount Outstanding | |
|----------------------------------|----------------------|----------------------|
| | As at March 31, 2022 | As at March 31, 2021 |
| (a) Secured (net of provision) | 62,396.27 | 65,295.42 |
| (b) Unsecured (net of provision) | 15,132.79 | 13,298.22 |



L&T Finance Limited

Notes forming part of the standalone financial statements

4. Break-up of Leased Assets and Stock on Hire and hypothecation loans counting towards Asset Finance Company (AFC) activities

₹ in crore

| Particulars | Amount Outstanding | |
|--|----------------------|----------------------|
| | As at March 31, 2022 | As at March 31, 2021 |
| (i) Lease assets including lease rentals under sundry debtors : | | |
| (a) Financial Lease | - | - |
| (b) Operating Lease (net of provision) | - | - |
| (ii) Stock on hire including hire charges under sundry debtors : | | |
| (a) Assets on Hire | - | - |
| (b) Repossessed Assets | - | - |
| (iii) Other loans counting towards AFC activities : | | |
| (a) Loans where assets have been repossessed | - | - |
| (b) Loans other than (a) above | - | - |

5. Break-up of Investments (net off diminution) :

₹ in crore

| Particulars | Amount Outstanding | |
|--|----------------------|----------------------|
| | As at March 31, 2022 | As at March 31, 2021 |
| Current Investments | | |
| 1 Quoted | | |
| (i) Shares : | | |
| (a) Equity | 158.39 | 97.91 |
| (b) Preference | - | - |
| (ii) Debentures and Bonds | 729.31 | 578.80 |
| (iii) Units of Mutual Funds | 665.94 | 400.07 |
| (iv) Government Securities | - | - |
| 2 Unquoted | | |
| (i) Shares : | | |
| (a) Equity | - | - |
| (b) Preference | - | 0.68 |
| (ii) Debentures and Bonds | - | 31.23 |
| (iii) Units of Mutual Funds | - | - |
| (iv) Government Securities | 1,323.28 | 1,466.66 |
| (v) Investment in Units/Pass Through Certificates | 0.91 | 0.94 |
| Long Term Investments | | |
| 1 Quoted | | |
| (i) Shares : | | |
| (a) Equity | - | - |
| (b) Preference | - | - |
| (ii) Debentures and Bonds | - | - |
| (iii) Units of Mutual Funds | - | - |
| (iv) Government Securities | - | - |
| (v) Others | - | - |
| 2 Unquoted | | |
| (i) Shares : | | |
| (a) Equity | 875.95 | 814.24 |
| (b) Preference | - | - |
| (ii) Debentures and Bonds | 413.46 | 619.85 |
| (iii) Units of Mutual Funds | - | - |
| (iv) Government Securities | - | - |
| (v) Others : | | |
| (a) Security receipts | 4,886.73 | 4,114.87 |
| (b) Investment in Units/Pass Through Certificates/Venture Capital Fund | 250.48 | 301.76 |



L&T Finance Limited
Notes forming part of the standalone financial statements

6. Borrower group-wise classification of assets financed as in (3) and (4) above (see footnote 2 below) :

| | | ₹ in crore | | | |
|----------|---------------------------------|----------------------------------|------------------------------------|----------------------------------|------------------------------------|
| Category | | As at March 31, 2022 | | As at March 31, 2021 | |
| | | Secured (net of provision) | Unsecured (net of provision) | Secured (net of provision) | Unsecured (net of provision) |
| 1 | Related Parties ** | | | | |
| | (a) Subsidiaries | - | - | - | - |
| | (b) Companies in the same group | - | - | - | - |
| | (c) Other related parties | - | - | - | - |
| 2 | Other than related parties | 62,396.27 | 15,132.79 | 65,295.42 | 13,298.22 |
| | Total | 62,396.27 | 15,132.79 | 65,295.42 | 13,298.22 |

** As per Indian Accounting Standard issued by MCA (Please see footnote 3)

7. Investor group-wise classification of all investments (current and long term) in shares and securities (both quoted and unquoted):

| | | ₹ in crore | | | |
|----------|---------------------------------|---|-------------------------------------|---|-------------------------------------|
| Category | | As at March 31, 2022 | | As at March 31, 2021 | |
| | | Market value/Breakup Value/ Fair Value / NAV | Book Value (Net of Provision) | Market value/Breakup Value/ Fair Value / NAV | Book Value (Net of Provision) |
| 1 | Related Parties** | | | | |
| | (a) Subsidiaries | 702.64 | 702.64 | 723.76 | 723.76 |
| | (b) Companies in the same group | - | - | - | - |
| | (c) Other related parties | - | - | - | - |
| 2 | Other than related parties | 8,608.38 | 8,601.31 | 8,105.10 | 7,703.25 |
| | Total | 9,311.02 | 9,303.95 | 8,828.86 | 8,427.01 |

** As per Indian Accounting Standard issued by MCA (Please see footnote 3)

8. Other Information

| | | ₹ in crore | |
|-------------|---|----------------------|----------------------|
| Particulars | | As at March 31, 2022 | As at March 31, 2021 |
| (i) | Gross Non-Performing Assets | 3,542.59 | 5,365.65 |
| | (a) Related parties | - | - |
| | (b) Other than related parties | 3,542.59 | 5,365.65 |
| (ii) | Net Non-Performing Assets | 1,677.72 | 1,545.05 |
| | (a) Related parties | - | - |
| | (b) Other than related parties | 1,677.72 | 1,545.05 |
| (iii) | Assets acquired in satisfaction of debt (Gross) | 1,368.97 | 1,581.97 |

Footnotes:

- As defined in point xxvii of paragraph 3 of Chapter -II of these Directions.
- Provisioning norms shall be applicable as prescribed in Indian Accounting Standards by MCA.
- All Indian Accounting Standards issued by MCA are applicable including for valuation of investments and other assets as also assets acquired in satisfaction of debt.



L&T Finance Limited
Notes forming part of the standalone financial statements

Note : 52 The following additional information (other than what is already disclosed elsewhere) is disclosed in terms of amendments dated March 24, 2021 in Schedule III to the Companies Act 2013 with effect from 1st day of April, 2021:-

- (a) There is no proceeding initiated or pending against the company during the year for holding any benami property under the Benami Transactions (Prohibition) Act, 1988 and rules made thereunder.
- (b) The company is not declared wilful defaulter by any bank or financial Institution or any other lenders.
- (c) Being a systemically important non-banking financial company registered with the Reserve Bank of India as per Reserve Bank of India Act, 1934 (2 of 1934), the provisions prescribed under clause (87) of section 2 of the companies Act 2013 read with Companies (Restriction on number of Layers) Rules, 2017 is not applicable to the company.
- (d) There is no scheme of arrangements has been approved during the year by the Competent Authority in terms of sections 230 to 237 of the Companies Act, 2013.
- (e) There is no transaction that has not been recorded in the books of accounts and surrendered or disclosed as income during the year in the tax assessments under the Income Tax Act, 1961.
- (f) The Company has not traded or invested in Crypto currency or Virtual Currency during the financial year.
- (g) The Company has borrowings from banks or financial institutions on the basis of security of current assets and quarterly returns or statements of current assets filed by the Company with banks or financial institutions are in agreement with the books of accounts.
- (h) The Company has not advanced or loaned or invested funds (either borrowed funds or share premium or any other sources or kind of funds) to any other person(s) or entity(ies), including foreign entities (Intermediaries) with the understanding (whether recorded in writing or otherwise) that the Intermediary shall :
 - (i) directly or indirectly lend or invest in other persons or entities identified in any manner whatsoever by or on behalf of the Company (Ultimate Beneficiaries) or
 - (ii) provide any guarantee, security or the like to or on behalf of the Ultimate Beneficiaries;
- (i) The Company has not received any funds from any other person(s) or entity(ies), including foreign entities (Intermediaries) with the understanding (whether recorded in writing or otherwise) that the Company shall :
 - (i) directly or indirectly lend or invest in other persons or entities identified in any manner whatsoever by or on behalf of the Funding Party (Ultimate Beneficiaries) or
 - (ii) provide any guarantee, security or the like to or on behalf of the Ultimate Beneficiaries;
- (j) There are no creation or satisfaction of charges as at 31st March, 2022 pending with ROC beyond the statutory period.



L&T Finance Limited
Notes forming part of the standalone financial statements

Note : 53 Estimation uncertainty relating to COVID-19 global health pandemic:

In assessing the recoverability of loans, receivables, intangible assets and Investments, the Company has performed sensitivity analysis on the assumptions used and based on current indicators of future economic conditions, the Company expects to recover the carrying amount of these assets. However, the going concern assumption will not get Impacted by the COVID-19 pandemic.

Note : 54 Previous year figures have been regrouped/reclassified whenever necessary, to make them comparable with the current year figures.

Note : 55 The above financial statements have been reviewed by the Audit Committee and subsequently approved by the Board of Directors at its meeting held on April 29, 2022.

In terms of our report attached.
For M S K A & Associates
Chartered Accountants
Firm Registration No: 105047W

Srividya Vaidison

Srividya Vaidison
Partner
Membership No: 207132



Place : Mumbai
Date : April 29, 2022

In terms of our report attached.
For Kalyaniwalla & Mistry LLP
Chartered Accountants
Firm Registration No: 104607W/W100165

Roshni R. Marfatia

Roshni R. Marfatia
Partner
Membership No: 106548



Place : Mumbai
Date : April 29, 2022

For and on behalf of the board of directors of
L&T Finance Limited

Dinanath Dubhashi
Dinanath Dubhashi
Chairperson
DIN : 03545900

Keshav Loyalka
Keshav Loyalka
Head Accounts
Chief Financial Officer

Apurva Rathod
Apurva Rathod
Company Secretary



Place : Mumbai
Date : April 29, 2022

L&T FINANCE LIMITED
(A wholly owned subsidiary of L&T Finance Holdings Limited)
CIN: U65910WB1993FLC060810

Regd. Office : 7th Floor, Technopolis, A-Wing, Plot No. 4, Block-BP, Sector-V, Salt Lake, Kolkata - 700 091
Website: www.ltfs.com Email: investorgrivances@ltfs.com Phone: +91 033 6611 1800 Fax: +91 033 6611 1802

₹ in crore

| STATEMENT OF UNAUDITED FINANCIAL RESULTS FOR THE QUARTER AND SIX MONTHS ENDED SEPTEMBER 30, 2021 | | | | | | |
|--|---|--------------------------------------|------------------------------|--------------------------------------|-----------------------------------|--------------------------------------|
| Sr. No. | Particulars | Quarter ended | | Six months ended | | Year ended |
| | | September 30, 2021 (Refer Note 6) | June 30, 2021 (Unaudited) | September 30, 2020 (Refer Note 8) | September 30, 2021 (Unaudited) | September 30, 2020 (Refer Note 8) |
| (I) | Revenue from operations | | | | | |
| | (a) Interest income | 2,703.83 | 2,796.36 | 3,045.46 | 5,500.19 | 6,120.12 |
| | (b) Rental income | 0.50 | 0.68 | 1.16 | 1.18 | 2.68 |
| | (c) Fees and commission income | 20.44 | 12.08 | 28.63 | 32.52 | 35.32 |
| | Total revenue from operations | 2,724.77 | 2,809.12 | 3,075.25 | 5,533.89 | 6,158.12 |
| (II) | Other income | 82.38 | 60.52 | 86.71 | 142.90 | 91.83 |
| (III) | Total income (I+II) | 2,807.15 | 2,869.64 | 3,161.96 | 5,676.79 | 6,249.97 |
| (IV) | Expenses | | | | | |
| | (a) Finance costs | 1,259.96 | 1,324.57 | 1,675.03 | 2,584.53 | 3,438.47 |
| | (b) Net loss on fair value changes | 664.52 | 83.49 | 140.54 | 748.01 | 279.17 |
| | (c) Net loss on derecognition of financial instruments under amortised cost category | 75.82 | 32.29 | 63.89 | 108.11 | 109.76 |
| | (d) Impairment on financial instruments | 42.92 | 775.20 | 605.67 | 818.12 | 1,547.85 |
| | (e) Employee benefits expenses | 253.76 | 259.48 | 210.83 | 513.24 | 435.48 |
| | (f) Depreciation, amortization and impairment | 26.27 | 20.89 | 181.18 | 47.16 | 360.79 |
| | (g) Other expenses | 272.34 | 236.80 | 192.24 | 509.14 | 334.66 |
| | Total expenses | 2,595.59 | 2,732.72 | 3,069.38 | 5,328.31 | 6,406.18 |
| (V) | Profit/(loss) before tax (III - IV) | 211.56 | 136.92 | 92.58 | 348.48 | (256.21) |
| (VI) | Tax expense: | | | | | |
| | (a) Current tax | (261.72) | 261.72 | 200.08 | - | 393.89 |
| | (b) Deferred tax | 317.96 | (225.26) | (162.16) | 92.70 | (460.40) |
| | Total tax expense (a+b) | 56.24 | 36.46 | 37.92 | 92.70 | (66.51) |
| (VII) | Profit/(loss) for the period/year (V-VI) | 155.32 | 100.46 | 54.66 | 255.78 | (189.70) |
| (VIII) | Other comprehensive income | | | | | |
| A | (i) Items that will not be reclassified to profit or loss | | | | | |
| | a) Remeasurement of defined benefit plans | 0.92 | (2.00) | 3.32 | (1.08) | 3.28 |
| | b) Change in fair value of equity instruments measured at fair value through other comprehensive income | - | - | 33.14 | - | 55.05 |
| | (ii) Income tax relating to items that will not be reclassified to profit or loss | (0.23) | 0.50 | (0.84) | 0.27 | (0.82) |
| | Subtotal (A) | 0.69 | (1.50) | 35.62 | (0.81) | 57.51 |
| B | (i) Items that will be reclassified to profit or loss | | | | | |
| | a) Change in fair value of debt instruments measured at fair value through other comprehensive income | 28.45 | (1.51) | (18.50) | 26.94 | (5.28) |
| | b) The effective portion of gains and loss on hedging instruments in a cash flow hedge | (46.08) | 40.10 | (32.41) | (5.98) | (47.79) |
| | (ii) Income tax relating to items that will be reclassified to profit or loss | 11.60 | (10.09) | 8.15 | 1.51 | 12.03 |
| | Subtotal (B) | (6.03) | 28.50 | (42.76) | 22.47 | (41.04) |
| | Other comprehensive income (A+B) | (5.34) | 27.00 | (7.14) | 21.66 | 16.47 |
| (IX) | Total comprehensive income for the period/year (VII+VIII) | 149.98 | 127.46 | 47.52 | 277.44 | (173.23) |
| (X) | Earnings per equity share (*not annualised): | | | | | |
| | (a) Basic (₹) | *0.58 | *0.37 | *0.20 | *0.95 | *(0.71) |
| | (b) Diluted (₹) | *0.58 | *0.37 | *0.20 | *0.95 | *(0.71) |



L&T FINANCE LIMITED
(A wholly owned subsidiary of L&T Finance Holdings Limited)
CIN. U65910WB1993PLC060810

Regd. Office : 7th Floor, Technopolis, A-Wing, Plot No. 4, Block-BP, Sector-V, Salt Lake, Kolkata - 700 091
Website: www.ltf.com Email: investorgrievances@ltf.com Phone: +91 033 6611 1800 Fax: +91 033 6611 1802

Notes:

| 1 Statement of assets and liabilities | | ₹ in crore | |
|---------------------------------------|---|--------------------|------------------|
| Sr. No. | Particulars | As at | As at |
| | | September 30, 2021 | March 31, 2021 |
| | | (Unaudited) | (Audited) |
| A | ASSETS | | |
| 1 | Financial assets | | |
| | (a) Cash and cash equivalents | 2,208.71 | 4,312.83 |
| | (b) Bank balance other than (a) above | 4,210.59 | 1,449.29 |
| | (c) Derivative financial instruments | 84.61 | 32.60 |
| | (d) Receivables | | |
| | Trade receivables | 14.62 | 23.00 |
| | Other receivables | 100.13 | 65.63 |
| | (e) Loans | 73,282.24 | 78,593.64 |
| | (f) Investments | 8,874.76 | 8,427.01 |
| | (g) Other financial assets | 1,031.20 | 68.06 |
| 2 | Non-financial assets | | |
| | (a) Current tax assets (net) | 622.27 | 516.65 |
| | (b) Deferred tax assets (net) | 1,493.44 | 1,584.36 |
| | (c) Property, plant and equipment | 19.69 | 22.56 |
| | (d) Intangible assets under development | 29.98 | 23.84 |
| | (e) Other intangible assets | 102.28 | 110.89 |
| | (f) Right of use assets | 36.53 | 29.79 |
| | (g) Other non-financial assets | 989.95 | 948.60 |
| | TOTAL - ASSETS | 93,101.00 | 96,208.75 |
| B | LIABILITIES AND EQUITY | | |
| 1 | Financial liabilities | | |
| | (a) Payables | | |
| | (i) Trade payables | | |
| | (i) total outstanding dues of micro enterprises and small enterprises | - | - |
| | (ii) total outstanding dues of creditors other than micro enterprises and small enterprises | 73.55 | 27.78 |
| | (ii) Other payables | | |
| | (i) total outstanding dues of micro enterprises and small enterprises | - | - |
| | (ii) total outstanding dues of creditors other than micro enterprises and small enterprises | 71.89 | 5.07 |
| | (b) Debt securities | 37,388.67 | 37,230.48 |
| | (c) Borrowings (other than debt securities) | 35,136.51 | 38,658.11 |
| | (d) Subordinated liabilities | 3,533.20 | 3,501.59 |
| | (e) Lease liabilities | 41.59 | 34.05 |
| | (f) Other financial liabilities | 717.94 | 893.73 |
| 2 | Non financial liabilities | | |
| | (a) Current tax liabilities (net) | 188.02 | 170.44 |
| | (b) Provisions | 30.58 | 26.57 |
| | (c) Other non-financial liabilities | 20.38 | 39.70 |
| 3 | Equity | | |
| | (a) Equity share capital | 2,684.17 | 2,684.17 |
| | (b) Other equity | 13,214.50 | 12,937.06 |
| | TOTAL - LIABILITIES AND EQUITY | 93,101.00 | 96,208.75 |



L&T FINANCE LIMITED
(A wholly owned subsidiary of L&T Finance Holdings Limited)
CIN. U65910WB1993FLC060810

Regd. Office : 7th Floor, Technopolis, A-Wing, Plot No. 4, Block-BP, Sector-V, Salt Lake, Kolkata - 700 091
Website: www.ltfs.com Email: investorgrievances@ltfs.com Phone: +91 033 6611 1800 Fax: +91 033 6611 1802

Notes:

2 Statement of cash flows

₹ in crore

| Sr. No. | Particulars | Six months ended | |
|----------|--|--------------------|--------------------|
| | | September 30, 2021 | September 30, 2020 |
| | | (Unaudited) | (Refer Note 8) |
| A | Cash flows from operating activities : | | |
| | Profit/(loss) before tax | 348.48 | (256.21) |
| | Adjustments for: | | |
| | Net (gain)/loss on sale of property, plant and equipment | (0.04) | 0.33 |
| | Net loss arising on financial assets (investments) measured at fair value through profit or loss | 516.91 | 97.33 |
| | Net loss on derecognition of financial instruments under amortised cost category | 108.11 | 109.76 |
| | Impairment on financial instruments | 818.12 | 1,547.85 |
| | Net loss arising on financial assets (loans) measured at fair value through profit or loss | 238.06 | 178.80 |
| | Depreciation, amortisation and impairment | 47.16 | 360.79 |
| | Net loss/(gain) on derivatives at fair value through profit or loss | (6.21) | 3.80 |
| | Operating profit before working capital changes | 2,070.59 | 2,042.45 |
| | Changes in working capital | | |
| | Adjustments for increase/(decrease) in operating liabilities | | |
| | Other financial liabilities | 47.12 | 382.35 |
| | Lease liabilities | (8.39) | (4.82) |
| | Provisions | 2.93 | 11.87 |
| | Trade and other payables | 112.59 | 2.39 |
| | Other non-financial liabilities | (19.32) | 15.64 |
| | Adjustments for (increase)/decrease in operating assets | | |
| | Other non-financial assets | (65.84) | 20.00 |
| | Other financial assets | (479.02) | 15.96 |
| | Trade and other receivables | (26.12) | (145.40) |
| | Cash generated from operations | 1,634.54 | 2,340.44 |
| | Direct taxes paid (net) | (88.04) | (99.02) |
| | Loans disbursed (net of repayments) | 3,741.35 | (1,121.36) |
| | Net cash generated from operating activities (A) | 5,287.85 | 1,120.06 |
| B | Cash flows from investing activities : | | |
| | Change in other bank balances not available for immediate use | (2,761.30) | 856.39 |
| | Purchase of property, plant and equipment | (3.37) | (3.21) |
| | Proceeds from sale of property, plant and equipment | 0.44 | 3.09 |
| | Purchase of intangible assets | (32.86) | (30.44) |
| | Purchase of investments | (1,940.52) | (2,683.83) |
| | Proceeds from sale of investments | 952.12 | 247.05 |
| | Net cash used in investing activities (B) | (3,785.49) | (1,610.95) |
| C | Cash flows from financing activities : | | |
| | Proceeds from borrowings | 6,989.14 | 10,784.88 |
| | Repayment of borrowings | (10,595.62) | (12,085.76) |
| | Net cash used in financing activities (C) | (3,606.48) | (1,300.88) |
| | Net decrease in cash and cash equivalents (A+B+C) | (2,104.12) | (1,791.77) |
| | Cash and cash equivalents at beginning of the year | 4,312.83 | 5,258.30 |
| | Cash and cash equivalents at the end of the period | 2,208.71 | 3,466.53 |
| | Net decrease in cash and cash equivalents | (2,104.12) | (1,791.77) |



L&T FINANCE LIMITED
(A wholly owned subsidiary of L&T Finance Holdings Limited)
CIN: U65910WB1993FLC060810

Regd. Office : 7th Floor, Technopolis, A-Wing, Plot No. 4, Block-BP, Sector-V, Salt Lake, Kolkata - 700 091
Website: www.ltfsl.com Email: investorgrievances@ltfsl.com Phone: +91 033 6611 1800 Fax: +91 033 6611 1802

- 3 These financial results have been reviewed by the Audit Committee and the same has been approved by the Board of Directors at its meeting held on October 20, 2021. The Joint Statutory Auditors of the Company have carried out a limited review of the aforesaid results.
- 4 These financial results have been prepared in accordance with the recognition and measurement principles of Indian Accounting Standard ("Ind AS") prescribed under section 133 of the Companies Act 2013 (the "Act") read with relevant rules issued thereunder and the other accounting principles generally accepted in India.
- 5 These financial results have been prepared in accordance with the requirement of Regulation 52 of the SEBI (Listing Obligations and Disclosure Requirements) Regulations, 2015, as amended.
- 6 The figures for the quarter ended September 30, 2021 are the balancing figure between unaudited year to date figures and unaudited year to date figures up to first quarter of financial year.
- 7 Estimation of uncertainty relating to COVID-19 global health pandemic:
In assessing the recoverability of loans, receivables, intangible assets and investments, the Company has considered internal and external sources of information, including credit reports, economic forecasts and industry reports upto the date of approval of these financial results. The Company has performed sensitivity analysis on the assumptions used and based on current indicators of future economic conditions, the Company expects to recover the carrying amount of these assets. The Company has developed estimates and applied management overlays for the purpose of determination of the provision for impairment of financial assets. The digitisation initiatives undertaken by the Company over the last few years has strengthened our ability to deal with the pandemic challenge. However, the extent of impact COVID-19 pandemic will have on the Company's results, will depend on ongoing as well as future developments, which are highly uncertain, including, among other things, any new information concerning the severity of the COVID-19 pandemic and any action to contain its spread or mitigate its impact.
- 8 The Board of Directors of the Company had approved a scheme of amalgamation by way of merger by absorption ("Scheme") on March 20, 2020. Pursuant to receipt of necessary orders from National Company Law Tribunal (NCLT), Mumbai and Kolkata, sanctioning the scheme of amalgamation by way of merger by absorption of L&T Housing Finance Limited and L&T Infrastructure Finance Company Limited with the Company, under Sections 230 to 232 of the Companies Act, 2013, the Scheme became effective on April 12, 2021. On and from the Appointed Date, i.e., April 1, 2020, the Company has accounted for amalgamation as a common control business combination in accordance with Appendix C of the Indian Accounting Standard (Ind AS) 103 - "Business Combinations".
The figures for the previous periods represent the results of the Amalgamated Company from appointed date April 01, 2020. The financial results of the amalgamating entities for the previous periods were reviewed by the respective previous statutory auditors and are recasted to represent the results of the amalgamated entity in accordance with Indian Accounting Standard 103.
- 9 'Disclosure on Resolution Framework – I.0: Resolution Framework for COVID-19-related Stress in terms of RBI circular RBI/2020-21/16 DOR.No.BP.BC/3/21.04.048/2020-21 dated August 06, 2020 ("Resolution Framework – I.0"):

Format A:

(₹ in crore)

| Type of borrower | Number of accounts where resolution plan has been implemented under this window | exposure to accounts mentioned at (A) before implementation of the plan | Of (B), aggregate amount of debt that was converted into other securities | Additional funding sanctioned, if any, including between invocation of the plan and implementation | Increase in provisions on account of the implementation of the resolution plan |
|--------------------|---|---|---|--|--|
| | (A) | (B) | (C) | (D) | (E) |
| Personal Loans | 1,010 | 285.06 | - | - | 13.47 |
| Corporate persons* | 20 | 759.61 | - | - | 34.23 |
| Of which, MSMEs | - | - | - | - | - |
| Others | - | - | - | - | - |
| Total | 1,030 | 1,044.66 | - | - | 47.70 |

*As defined in Section 3(7) of the Insolvency and Bankruptcy Code, 2016

Format B:

(₹ in crore)

| Type of borrower | Exposure to accounts classified as Standard consequent to implementation of resolution plan – Position as at the end of the previous half-year*** | Of (A), aggregate debt that slipped into NPA during the half-year | Of (A) amount written off during the half-year | Of (A) amount paid by the borrowers during the half-year | Exposure to accounts classified as Standard consequent to implementation of resolution plan – Position as at the end of this half-year*** |
|---------------------|---|---|--|--|---|
| | (A) | (B) | (C) | (D) | (E) |
| Personal Loans | 291.86 | 0.87 | - | 3.18 | 302.94 |
| Corporate persons** | 786.94 | - | - | 154.12 | 646.53 |
| Of which, MSMEs | - | - | - | - | - |
| Others | - | - | - | - | - |
| Total | 1,078.80 | 0.87 | - | 157.30 | 949.47 |

*As defined in Section 3(7) of the Insolvency and Bankruptcy Code, 2016.

** includes restructuring implemented during the quarter ended June 2021 under the Resolution Framework I.0.

*** includes additional disbursement post implementation and interest accrued.



L&T FINANCE LIMITED
(A wholly owned subsidiary of L&T Finance Holdings Limited)
CIN: U65910WB1993FLC060810

Regd. Office : 7th Floor, Technopolis, A-Wing, Plot No. 4, Block-BP, Sector-V, Salt Lake, Kolkata - 700 091
Website: www.lfhs.com Email: investorcompliances@lfhs.com Phone: +91 033 6611 1800 Fax: +91 033 6611 1802

- 10 'Disclosure on Resolution Framework – 2.0: Resolution of Covid-19 related stress of Individuals and Small Businesses in terms of RBI circular RBI/2021-22/31 DOR.STR.REC.11/21.04.048/2021-22 dated May 05, 2021 ("Resolution Framework – 2.0"):

| Sl. No | Description | Individual Borrowers* | | Small businesses |
|--------|--|-----------------------|----------------|------------------|
| | | Personal Loans** | Business Loans | |
| (A) | Number of requests received for invoking resolution process under Resolution Framework – 2.0 | 5,51,673 | 1,006 | 1 |
| (B) | Number of accounts where resolution plan has been implemented under this window | 5,51,669 | 968 | 1 |
| (C) | Exposure to accounts mentioned at (B) before implementation of the plan | 1,398.16 | 326.45 | 13.66 |
| (D) | Of (C), aggregate amount of debt that was converted into other securities | - | - | - |
| (E) | Additional funding sanctioned, if any, including between invocation of the plan and implementation | - | - | - |
| (F) | Increase in provisions on account of the implementation of the resolution plan | 20.42 | 10.67 | 1.12 |

*The aforesaid amount includes aggregate outstanding of ₹ 0.42 crore, where the relief was extended to 4 accounts as a part of Resolution Framework – 1.0.

** The amount includes micro loan, two wheeler, consumer loan and housing loan product.

- 11 Information as required by Regulations 52(4) of the SEBI (Listing Obligations and Disclosure Requirements) Regulations, 2015 as amended, is attached as annexure I.
- 12 The previous year/period figures have been reclassified/regrouped to conform to the figure of the current year period.

In terms of our report attached.
For MSKA & Associates
Chartered Accountants
Firm's Registration No: 105047W

Shrividya Vaidison

Shrividya Vaidison
Partner
Membership No: 207132

Place : Mumbai
Date : October 20, 2021

In terms of our report attached.
For Kalyaniwalla & Mistry LLP
Chartered Accountants
Firm's Registration No: 104607W/W100166

Roshni R. Marfatia

Roshni R. Marfatia
Partner
Membership No: 106548

Place : Mumbai
Date : October 20, 2021

For and on behalf of the Board of Directors
L&T Finance Limited

Dimanath Dubhashi

Dimanath Dubhashi
Chairperson
(DIN : 03545900)

Place : Mumbai
Date : October 20, 2021



L&T FINANCE LIMITED
(A wholly owned subsidiary of L&T Finance Holdings Limited)
CIN. U65910WB1993FLC060810

Regd. Office : 7th Floor, Technopolis, A-Wing, Plot No. 4, Block-BP, Sector-V, Salt Lake, Kolkata - 700 091
Website: www.ltfs.com Email: investorgrievances@ltfs.com Phone: +91 033 6611 1800 Fax: +91 033 6611 1802

Annexure 1:

Disclosure in compliance with Regulations 52(4) of the SEBI (Listing Obligations and Disclosure Requirements) Regulations, 2015 as amended, for the half year ended September 30, 2021

| Sr. No. | Particular | Ratio |
|---------|---|----------------|
| 1 | Debt-Equity Ratio ¹ | 5.00 |
| 2 | Debt service coverage ratio | Not Applicable |
| 3 | Interest service coverage ratio | Not Applicable |
| 4 | Outstanding redeemable preference shares (quantity and value) | Nil |
| 5 | Capital redemption reserve (₹ in crore) | 3.20 |
| | Debenture redemption reserve (₹ in crore) | 213.11 |
| 6 | Net worth (₹ in crore) ² | 15,204.37 |
| 7 | Net profit after tax (₹ in crore) | 255.78 |
| 8 | Earnings per equity share (not annualised): | |
| | (a) Basic (₹) | 0.95 |
| | (b) Diluted (₹) | 0.95 |
| 9 | Current ratio ³ | Not Applicable |
| 10 | Long term debt to working capital ³ | Not Applicable |
| 11 | Bad debts to Account receivable ratio ³ | Not Applicable |
| 12 | Current liability ratio ³ | Not Applicable |
| 13 | Total debts to total assets ⁴ | 0.82 |
| 14 | Debtors turnover ³ | Not Applicable |
| 15 | Inventory turnover ³ | Not Applicable |
| 16 | Operating margin ³ | Not Applicable |
| 17 | Net profit margin ⁵ | 4.51% |
| 18 | Sector specific equivalent ratios: | |
| | (a) Gross Stage 3 | 7.04% |
| | (b) Net Stage 3 | 3.18% |
| | (c) Capital to risk-weighted assets ratio ⁶ | 21.59% |
| | (d) Liquidity coverage ratio ⁶ | 105.24% |

Note:

- 1 Debt-equity ratio = (Debt securities + Borrowings (other than debt securities) + Subordinated liabilities) / Networth.
- 2 Networth is calculated as defined in section 2(57) of Companies Act 2013.
- 3 The Company is a Non-Banking Financial Company registered under the Reserve Bank of India Act, 1934; hence these ratios are generally not applicable.
- 4 Total debts to total assets = (Debt securities + Borrowings (other than debt securities) + Subordinated liabilities) / total assets.
- 5 Net profit margin = Net profit after tax / total income.
- 6 Capital to risk-weighted assets ratio and Liquidity coverage ratio, are calculated as per the RBI guidelines.



L&T FINANCE LIMITED
(A wholly owned subsidiary of L&T Finance Holdings Limited)
CIN. U65910WB1993FLC060810
Regd. Office : 7th Floor, Technopolis, A-Wing, Plot No. 4, Block-BP, Sector-V, Salt Lake, Kolkata - 700 091
Website : www.ltfs.com Email: investorgrivances@ltfs.com Phone: +91 033 6611 1800 Fax: +91 033 6611 1802

(a) List of Related Parties (with whom transactions were carried out during the six months from April 1, 2021 - September 30, 2021)

- A. Ultimate Holding Company**
1. Larsen & Toubro Limited
- B. Holding Company**
2. L&T Finance Holdings Limited
- C. Subsidiary Companies**
3. L&T Infra Credit Limited (formerly known as L&T Infra Debt Fund Limited)
4. L&T Infra Investment Partners Advisory Private Limited
5. L&T Infra Investment Partners Trustee Private Limited
6. L&T Infra Investment Partners Fund
- D. Fellow Subsidiary Companies**
7. Larsen & Toubro Infotech Limited
8. L&T Investment Management Limited
9. L&T Financial Consultants Limited
10. Larsen & Toubro Electromech LLC
11. L&T Hydrocarbon Engineering Limited
- E. Key Management Personnel**
12. Mr. Dinanath Dubhashi
13. Mr. Sunil Prabhune (Ceased to be Whole Time Director with effect from August 12, 2021)
14. Mr. Sachinn Joshi (Appointed as Whole Time Director with effect from October 8, 2021)
15. Mr. P. V. Bhide
16. Dr (Mrs). Rajni R Gupte
17. Mr. Rishi Mandawat
18. Mr. Thomas Methwa T (Appointed as Director with effect from April 12, 2021)
19. Mr. Nishi Vasudev (Appointed as Director with effect from April 12, 2021)

(b) Disclosure of related party transactions :

| Sr. No. | Nature of transaction* | April 1, 2021 to September 30, 2021 | April 1, 2020 to September 30, 2020 |
|----------|---|--|--|
| 1 | Inter corporate deposits borrowed | | |
| | L&T Finance Holdings Limited | 957.09 | 3,567.91 |
| | L&T Investment Management Limited | 250.00 | 323.46 |
| 2 | Inter corporate deposits repaid | | |
| | L&T Finance Holdings Limited | 1,410.72 | 3,732.55 |
| | L&T Investment Management Limited | - | 351.26 |
| 3 | Interest expense on inter corporate deposits | | |
| | L&T Finance Holdings Limited | 24.88 | 21.44 |
| | L&T Investment Management Limited | 4.57 | 8.64 |
| 4 | Management fees paid to | | |
| | L&T Finance Holdings Limited | 5.60 | 8.34 |
| 5 | Rent and maintenance cost paid to | | |
| | L&T Financial Consultants Limited | 20.62 | 21.47 |
| | L&T Investment Management Limited | 0.04 | 0.29 |
| 6 | Rent and maintenance cost recovered from | | |
| | L&T Investment Management Limited | 1.39 | 1.56 |
| 7 | Professional charges paid to | | |
| | Larsen & Toubro Limited | 1.84 | 1.29 |
| 8 | IT professional charges paid to | | |
| | Larsen & Toubro Limited | 0.64 | 0.89 |
| | Larsen & Toubro Infotech Limited | 0.49 | 0.70 |



L&T FINANCE LIMITED
(A wholly owned subsidiary of L&T Finance Holdings Limited)
CIN: U65910WB1993FLC060810

Regd. Office : 7th Floor, Technopolis, A-Wing, Plot No. 4, Block-BP, Sector-V, Salt Lake, Kolkata - 700 091
Website : www.ltfs.com Email: investorgrievances@ltfs.com Phone: +91 033 6611 1800 Fax: +91 033 6611 1802

(b) Disclosure of related party transactions :

| Sr. No. | Nature of transaction* | April 1, 2021 to September 30, 2021 | April 1, 2020 to September 30, 2020 |
|---------|--|-------------------------------------|-------------------------------------|
| 9 | Brand license fees paid to | | |
| | Larsen & Toubro Limited | 13.31 | 3.63 |
| 10 | ESOP cost paid to | | |
| | L&T Finance Holdings Limited | 1.00 | 24.67 |
| 11 | Corporate support charges recovered from | | |
| | L&T Infra Investment Partners Advisory Private Limited | 0.82 | 0.95 |
| | L&T Infra Credit Limited (formerly known as L&T Infra Debt Fund Limited) | 2.74 | 2.70 |
| | L&T Investment Management Limited | 6.74 | 7.51 |
| | Larsen & Toubro Limited | 0.62 | 0.15 |
| 12 | Investment in units | | |
| | L&T Infra Investment Partners Fund | 2.02 | 3.23 |
| 13 | Loan processing fees paid to | | |
| | L&T Infra Credit Limited (formerly known as L&T Infra Debt Fund Limited) | - | 0.80 |
| 14 | Sale of loan portfolio | | |
| | L&T Infra Credit Limited (formerly known as L&T Infra Debt Fund Limited) | - | 192.75 |
| 15 | Security deposit received back | | |
| | L&T Financial Consultants Limited | 0.46 | 3.78 |
| 16 | Security deposit paid to | | |
| | L&T Financial Consultants Limited | - | 0.48 |
| 17 | NCD subscription by | | |
| | Larsen & Toubro Limited | - | 1,850.00 |
| 18 | NCD limit creation Fees | | |
| | Larsen & Toubro Limited | - | 0.81 |
| 19 | Interest on non convertible debenture (Borrowings) | | |
| | Larsen & Toubro Limited | 65.84 | 37.16 |

20 Compensation Paid to Key Managerial Personnel*

| Name of Key Management Personnel | April 1, 2021 to September 30, 2021 | | | | April 1, 2021 to September 30, 2021 | | | |
|----------------------------------|-------------------------------------|--------------------------|--------------------------|-------|-------------------------------------|--------------------------|--------------------------|-------|
| | Short-Term employee benefits | Post Employment Benefits | Other Long Term Benefits | Total | Short-Term employee benefits | Post Employment Benefits | Other Long Term Benefits | Total |
| Mr. Sunil Prabhune | 1.09 | - | - | 1.09 | 1.36 | - | - | 1.36 |
| Mr. P. V. Bhide | 0.04 | - | - | 0.04 | 0.04 | - | - | 0.04 |
| Dr (Mrs). Rajni R. Gupte | 0.07 | - | - | 0.07 | 0.06 | - | - | 0.06 |
| Mr. Rishi Mandawat | 0.06 | - | - | 0.06 | 0.05 | - | - | 0.05 |
| Mr. Thomas Mathew T. | 0.02 | - | - | 0.02 | 0.02 | - | - | 0.02 |
| Ms Nishi Vasudeva | 0.02 | - | - | 0.02 | 0.02 | - | - | 0.02 |

*Transactions shown above are excluding GST, if any.

Managerial Remuneration excludes provision for gratuity, pension and compensated absences, since it is provided on actuarial basis for the company as a whole and includes and director sitting fees.



L&T FINANCE LIMITED
(A wholly owned subsidiary of L&T Finance Holdings Limited)
CIN. U65910WB1993FLC060810

Regd. Office : 7th Floor, Technopolis, A-Wing, Plot No. 4, Block-BP, Sector-V, Salt Lake, Kolkata - 700 091
Website : www.ltfs.com Email: investor@grievances@ltfs.com Phone: +91 033 6611 1800 Fax: +91 033 6611 1802

(c) Amount due to/from related parties:

| S. No. | Nature of transactions | As at September 30, 2021 | As at March 31, 2021 |
|--------|--|--------------------------|----------------------|
| 1 | Inter corporate borrowings | | |
| | L&T Finance Holdings Limited | 619.38 | 1,073.01 |
| | L&T Investment Management Limited | 250.00 | - |
| 2 | Interest accrued on inter corporate borrowings | | |
| | L&T Finance Holdings Limited | 11.95 | 2.51 |
| | L&T Investment Management Limited | 3.51 | - |
| 3 | Investment in subsidiaries | | |
| | L&T Infra Credit Limited (formerly known as L&T Infra Debt Fund Limited) | 478.26 | 478.26 |
| | L&T Infra Investment Partners Advisory Private Limited | 5.00 | 5.00 |
| | L&T Infra Investment Partners Trustee Private Limited | 0.10 | 0.10 |
| 4 | Investment in units of fund | | |
| | L&T Infra Investments Partners Fund | 240.15 | 240.40 |
| 5 | Non convertible debenture (Borrowings) from | | |
| | Larsen & Toubro Limited | 1,755.38 | 2,015.38 |
| 6 | Interest accrued on non convertible debenture (Borrowings) from | | |
| | Larsen & Toubro Limited | 47.54 | 76.73 |
| 7 | Rent deposit to | | |
| | L&T Financial Consultants Limited | 16.60 | 17.06 |
| 8 | Account payable | | |
| | L&T Finance Holdings Limited | - | 17.45 |
| | Larsen & Toubro Electromech LLC | 0.01 | 0.01 |
| | L&T Hydrocarbon Engineering Limited | 0.02 | 0.02 |
| | Larsen & Toubro Infotech Limited | 0.22 | 0.27 |
| 9 | Account receivable | | |
| | Larsen & Toubro Limited | 9.13 | 9.47 |
| | L&T Finance Holdings Limited | 4.31 | - |
| | L&T Infra Investment Partners Advisory Private Limited | 0.89 | - |
| | L&T Financial Consultants Limited | - | 0.13 |
| | L&T Infra Credit Limited (formerly known as L&T Infra Debt Fund Limited) | 1.63 | - |
| 10 | Brand license fees payable | | |
| | Larsen & Toubro Limited | 14.11 | 0.07 |



L&T Finance Limited
Consolidated Balance Sheet as at March 31, 2021

| | | ₹ in crore | |
|---|----------|-------------------------|-------------------------|
| Particulars | Note No. | As at March 31, 2021 | As at March 31, 2020 |
| A. ASSETS: | | | |
| 1. Financial assets | | | |
| (a) Cash and cash equivalents | 2 | 5,547.83 | 5,595.83 |
| (b) Bank balance other than (a) above | 3 | 1,449.29 | 2,202.40 |
| (c) Derivative financial instruments | 4 | 32.60 | 155.06 |
| (d) Receivables | 5 | | |
| (i) Trade receivables | | 23.00 | 46.92 |
| (ii) Other receivables | | 65.64 | 26.65 |
| (e) Loans | 6 | 87,030.25 | 91,462.50 |
| (f) Investments | 7 | 8,316.00 | 5,888.13 |
| (g) Other financial assets | 8 | 69.10 | 76.31 |
| | | 1,02,533.71 | 1,05,453.80 |
| 2. Non-financial assets | | | |
| (a) Current tax assets (net) | | 592.24 | 783.12 |
| (b) Deferred tax assets (net) | | 1,584.36 | 1,417.74 |
| (c) Property, plant and equipment | 9 | 22.56 | 36.31 |
| (d) Intangible assets under development | 10 | 23.84 | 62.00 |
| (e) Goodwill | 10 | - | 565.70 |
| (f) Other intangible assets | 10 | 110.94 | 157.58 |
| (g) Right of use assets | | 29.79 | 32.54 |
| (h) Other non-financial assets | 11 | 951.39 | 311.26 |
| | | 3,315.12 | 3,366.25 |
| Total Assets | | 1,05,848.83 | 1,08,820.05 |
| B. LIABILITIES AND EQUITY : | | | |
| 1. LIABILITIES | | | |
| a. Financial liabilities | | | |
| (a) Payables | 12 | | |
| (i) Trade payables | | | |
| (ii) total outstanding dues of micro enterprises and small enterprises | | - | - |
| (ii) total outstanding dues of creditors other than micro enterprises and small enterprises | | 32.08 | 62.96 |
| (ii) Other payables | | | |
| (i) total outstanding dues of micro enterprises and small enterprises | | - | - |
| (ii) total outstanding dues of creditors other than micro enterprises and small enterprises | | 5.07 | 0.83 |
| (b) Debt securities | 13 | 45,374.48 | 42,529.63 |
| (c) Borrowings (other than debt securities) | 14 | 38,658.11 | 45,335.36 |
| (d) Subordinated liabilities | 15 | 3,824.27 | 3,660.09 |
| (e) Lease liabilities | | 34.05 | 36.34 |
| (f) Other financial liabilities | 16 | 896.96 | 396.15 |
| | | 88,825.02 | 92,021.36 |
| b. Non-financial liabilities | | | |
| (a) Current tax liabilities (net) | | 266.37 | 99.26 |
| (b) Provisions | 17 | 27.57 | 33.28 |
| (c) Deferred tax liabilities (Net) | | 0.20 | - |
| (d) Other non-financial liabilities | 18 | 40.59 | 5.70 |
| | | 334.73 | 138.24 |
| 2. Equity | | | |
| (a) Equity share capital | 19 | 2,684.17 | 2,684.17 |
| (b) Other equity | 20 | 13,529.99 | 13,489.78 |
| Equity attributable to owners of the Company | | 16,214.16 | 16,173.95 |
| 3 Non-controlling interest | | 474.92 | 486.50 |
| Total Liabilities and Equity | | 1,05,848.83 | 1,08,820.05 |
| Significant accounting policies | 1 | | |
| See accompanying notes forming part of the consolidated financial statements | 2 to 52 | | |

In terms of our report attached.
For DELOITTE HASKINS & SELLS LLP
Chartered Accountants

Neville M. Daruwalla
Partner
Membership No: 118784



For and on behalf of the board of directors of
L&T Finance Limited

Dinanath Dubhashi
Chairperson
DIN : 03545900

Sanjay Wadhwa
Head Accounts
Chief Financial Officer

Apurva Rathod
Company Secretary



Place : Mumbai
Date : April 28, 2021

Place : Mumbai
Date : April 28, 2021

L&T Finance Limited
Consolidated Statement of Profit and Loss for the year ended March 31, 2021

₹ in crore

| Particulars | Note No. | Year ended March 31, 2021 | Year ended March 31, 2020 |
|---|----------|------------------------------|------------------------------|
| Revenue from operations | | | |
| (i) Interest income | 21 | 13,100.31 | 13,254.10 |
| (ii) Dividend income | 22 | 0.04 | 0.12 |
| (iii) Rental income | 23 | 4.52 | 9.04 |
| (iv) Fees and commission income | 24 | 142.89 | 381.41 |
| (v) Net gain on fair value changes | 25 | 4.88 | 20.09 |
| (vi) Net gain on derecognition of financial instruments under amortised cost category | 26 | 2.11 | - |
| I Total revenue from operations | | 13,254.75 | 13,664.76 |
| II Other income | 27 | 343.70 | 295.44 |
| III Total Income (I + II) | | 13,598.45 | 13,960.20 |
| Expenses | | | |
| (i) Finance costs | 28 | 7,062.82 | 7,380.64 |
| (ii) Fees and commission expense | 29 | 1.08 | 7.27 |
| (iii) Net loss on fair value changes | 30 | 420.62 | 44.58 |
| (iv) Net loss on derecognition of financial instruments under amortised cost category | 31 | 237.25 | 273.01 |
| (v) Impairment on financial instruments | 32 | 2,973.76 | 1,994.17 |
| (vi) Employee benefits expenses | 33 | 918.39 | 909.61 |
| (vii) Depreciation, amortisation and impairment | 34 | 726.51 | 710.67 |
| (viii) Other expenses | 35 | 784.08 | 818.27 |
| IV Total expenses (IV) | | 13,124.51 | 12,138.22 |
| V Profit before tax (III - IV) | | 473.94 | 1,821.98 |
| VI Tax expense | | | |
| (1) Current tax | | 482.36 | 595.31 |
| (2) Deferred tax | | (150.37) | (163.49) |
| (3) Provision for tax related to earlier years | | 95.93 | - |
| VII Profit/(loss) before impact of change in the rate on opening deferred tax (V-VI) | | 46.02 | 1,390.16 |
| VIII Impact of change in the rate on opening deferred tax (Refer note 48) | | - | 472.87 |
| IX Profit/(Loss) for the year (VII - VIII) | | 46.02 | 917.29 |
| Profit for the year attributable to: | | | |
| Owners of the company | | 53.65 | 867.45 |
| Non-controlling interest | | (7.63) | 49.84 |
| X Other comprehensive income | | | |
| A. (i) Items that will not be reclassified to profit or loss | | | |
| a) Remeasurements of the defined benefit plans | | 1.34 | (4.91) |
| b) Change in fair value of equity instruments measured at fair value through other comprehensive income | | 55.05 | (56.16) |
| (ii) Income tax relating to items that will not be reclassified to profit or loss | | (0.27) | 1.20 |
| Subtotal (A) | | 56.12 | (59.87) |
| B. (i) Items that will be reclassified to profit or loss | | | |
| a) Change in fair value of debt instruments measured at fair value through other comprehensive income | | (12.42) | 0.16 |
| b) The effective portion of gains and loss on hedging instruments in a cash flow hedge | | (2.94) | (133.02) |
| (ii) Income tax relating to items that will be reclassified to profit or loss | | 0.74 | 33.48 |
| Subtotal (B) | | (14.62) | (99.38) |
| Total other comprehensive income (A+B) | | 41.50 | (159.25) |
| Other comprehensive income for the year attributable to: | | | |
| Owners of the company | | 41.50 | (159.25) |
| Non-controlling interest | | - | - |
| XI Total comprehensive income for the year (IX+X) | | 87.52 | 758.04 |
| Total comprehensive income for the year attributable to: | | | |
| Owners of the company | | 95.15 | 708.20 |
| Non-controlling interest | | (7.63) | 49.84 |
| XII Earnings per equity share: | 41 | | |
| Basic earnings per equity share (₹) | | 0.20 | 3.23 |
| Diluted earnings per equity share (₹) | | 0.20 | 3.23 |
| Significant accounting policies | 1 | | |
| See accompanying notes forming part of the consolidated financial statements | 2 to S2 | | |

In terms of our report attached.
For **DELOITTE HASKINS & SELLS LLP**
Chartered Accountants

Neville M. Daruwalla
Partner
Membership No: 118784



For and on behalf of the board of directors of
L&T Finance Limited

Dinanath Dubhashi
Chairperson
DIN : 03545908

Sanjay Wadhwa
Head Accounts
Chief Financial Officer

Apurva Rathod
Company Secretary




Place : Mumbai
Date : April 28, 2021

Place : Mumbai
Date : April 28, 2021

L&T Finance Limited
Consolidated Statement of Cash Flow for the year ended March 31, 2021

| | ₹ in crore | |
|---|------------------------------|------------------------------|
| | Year ended March 31, 2021 | Year ended March 31, 2020 |
| A. Cash flows from operating activities : | | |
| Profit before tax for the year | 473.94 | 1,821.98 |
| Adjustments for: | | |
| Net loss on sale of property, plant and equipment | 0.53 | 2.66 |
| Net (gain)/loss arising on financial assets (investments) measured at fair value through profit or loss | 251.65 | (63.92) |
| Net loss on derecognition of financial instruments under amortised cost category | 237.25 | 273.01 |
| Impairment on financial instruments | 2,973.76 | 1,994.17 |
| Net gain on derecognition of financial instruments under amortised cost category | (2.11) | - |
| Net (gain)/Loss arising on financial assets (Loans) measured at fair value through profit or loss | 139.74 | 93.31 |
| Depreciation, amortisation and impairment | 726.51 | 710.67 |
| Net loss on derivatives at fair value through profit or loss | 5.32 | - |
| Operating profit before working capital changes | 4,806.59 | 4,831.88 |
| Changes in working capital | | |
| Adjustments for increase/(decrease) in operating liabilities | | |
| Other financial liabilities | 250.37 | 130.31 |
| Lease liabilities | (2.29) | 36.34 |
| Provisions | (4.37) | 2.02 |
| Trade and other payables | (26.63) | (72.84) |
| Other non-financial liabilities | 34.89 | (16.71) |
| Adjustments for (increase)/decrease in operating assets | | |
| Other non-financial assets | (52.30) | (49.00) |
| Right of use assets | (7.63) | (40.34) |
| Other financial assets | (7.96) | 74.45 |
| Trade and other receivables | 1.34 | (2.07) |
| Cash generated from operations | 4,992.01 | 4,894.04 |
| Direct taxes refund/(paid) (net) | (220.29) | (725.60) |
| Loans disbursed (net of repayments) | 519.42 | (2,304.65) |
| Net cash used in operating activities (A) | 5,291.14 | 1,863.79 |
| B. Cash flows from investing activities : | | |
| Change in other bank balance not available for immediate use | 753.11 | (2,157.41) |
| Purchase of property, plant and equipment | (2.85) | (23.71) |
| Proceeds from sale of property, plant and equipment | 3.20 | 3.56 |
| Purchase of intangible assets | (45.74) | (54.25) |
| Purchase of investments | (3,827.40) | (2,672.37) |
| Proceeds on sale of investments | 1,158.58 | 4,798.14 |
| Net cash (used in)/generated from by investing activities (B) | (1,961.10) | (106.04) |
| C. Cash flows from financing activities | | |
| Proceeds from issue of equity shares (including securities premium) | - | 1,000.00 |
| Payment for share issue costs | - | (1.00) |
| Payment to minority interest | (1.00) | (2.14) |
| Proceeds from borrowings | 18,008.36 | 32,986.94 |
| Repayment of borrowings | (21,385.40) | (31,380.72) |
| Dividend paid | - | (474.20) |
| Additional tax on dividend | - | (97.47) |
| Net cash (used in)/generated from financing activities (C) | (3,378.04) | 2,031.41 |
| Net increase/(decrease) in cash and cash equivalents (A+B+C) | (48.00) | 3,789.16 |



L&T Finance Limited
Consolidated Statement of Cash Flow for the year ended March 31, 2021

| | Year ended March 31, 2021 | Year ended March 31, 2020 |
|---|------------------------------|------------------------------|
| | | ₹ in crore |
| Cash and cash equivalents at beginning of the year | 5,595.83 | 1,806.67 |
| Cash and cash equivalents at the end of the year | 5,547.83 | 5,595.83 |
| Net increase/(decrease) in cash and cash equivalents | (48.00) | 3,789.16 |

Notes:

- Statement of cash flows has been prepared under the indirect method as set out in the Ind AS 7 "Statement of Cash Flows" as specified in the Companies (Indian Accounting Standards) Rules, 2015, as amended.
- Purchase of fixed assets represents additions to property, plant and equipment and other intangible assets adjusted for movement of (a) capital-work-in-progress for property, plant and equipment and (b) intangible assets under development during the year.
- Net cash used in investing activity excludes investments aggregating to ₹100.64 crore (Previous period 'Nil') acquired against claims.
- Net cash used in operating activity is determined after adjusting the following:

| | Year ended March 31, 2021 | Year ended March 31, 2020 |
|-------------------|------------------------------|------------------------------|
| Interest received | 11,402.57 | 12,742.61 |
| Dividend received | 0.04 | 0.12 |
| Interest paid | 7,163.47 | 6,970.25 |

Significant accounting policies 1
 See accompanying notes forming part of the consolidated financial statements 2 to 52

In terms of our report attached.

For DELOITTE HASKINS & SELLS LLP
 Chartered Accountants

Neville M. Daruwalla
 Partner
 Membership No: 118784



**For and on behalf of the board of directors of
 L&T Finance Limited**

Dinanath Dubhashi
 Chairperson
 DIN : 03545900

Sanjay Wadhwa
 Head Accounts
 Chief Financial Officer

Apurva Rathod
 Company Secretary

Place : Mumbai
 Date : April 28, 2021

Place : Mumbai
 Date : April 28, 2021



L&T Finance Limited
Notes forming part of the consolidated financial statements

Note 38 : Disclosure pursuant to Ind AS 24 "Related Party Disclosures"

(a) List of Related Parties (with whom transactions were carried out during current or previous year)

A. Ultimate Holding Company

1. Larsen & Toubro Limited

B. Holding Company

2. L&T Finance Holdings Limited

C. Fellow Subsidiary Companies

3. Larsen & Toubro Infotech Limited
4. L&T Capital Company Limited
5. L&T Capital Markets Limited (upto April 24, 2020)
6. L&T Investment Management Limited
7. L&T Financial Consultants Limited
8. Larsen & Toubro Electromech LLC
9. L&T Hydrocarbon Engineering Limited

D. Key Management Personnel

10. Mr. Dinanath Dubhashi
11. Mr. Sunil Prabhune
12. Mr. P. V. Bhide
13. Dr (Mrs). Rajni R Gupte
14. Mr. Ashish Kotecha (Ceased to be a Director with effect from April 28, 2019)
15. Mr. Rishi Mandawat (Appointed as Director with effect from April 28, 2019)
16. Mr. Thomas Mathew T. (Appointed as Director with effect from April 12, 2021)
17. Mr. Nishi Vasudev (Appointed as Director with effect from April 12, 2021)

(b) Disclosure of related party transactions :

| Sr. No. | Nature of transaction* | 2020-21 | 2019-20 |
|----------|---|----------|-----------|
| 1 | Inter corporate deposits borrowed | | |
| | Larsen & Toubro Limited | - | 1,000.00 |
| | L&T Finance Holdings Limited | 8,165.70 | 16,005.17 |
| | L&T Capital Company Limited | - | 1.20 |
| | L&T Investment Management Limited | 643.46 | 2,054.13 |
| | L&T Capital Markets Limited | - | 61.90 |
| 2 | Inter corporate deposits repaid | | |
| | Larsen & Toubro Limited | - | 1,000.00 |
| | L&T Finance Holdings Limited | 7,880.53 | 15,383.21 |
| | L&T Capital Company Limited | - | 4.35 |
| | L&T Investment Management Limited | 671.26 | 2,026.33 |
| | L&T Capital Markets Limited | - | 61.90 |
| 3 | Interest expense on inter corporate deposits | | |
| | Larsen & Toubro Limited | - | 16.81 |
| | L&T Finance Holdings Limited | 43.18 | 53.29 |
| | L&T Capital Company Limited | - | 0.13 |
| | L&T Investment Management Limited | 10.52 | 14.28 |
| | L&T Capital Markets Limited | - | 0.06 |
| 4 | Inter corporate deposits given | | |
| | L&T Financial Consultants Limited | - | 361.64 |
| 5 | Inter corporate deposits received back | | |
| | L&T Financial Consultants Limited | - | 361.64 |
| 6 | Advisory fees received from | | |
| | L&T Financial Consultants Limited | - | 0.97 |



L&T Finance Limited
Notes forming part of the consolidated financial statements

(b) Disclosure of related party transactions :

| Sr. No. | Nature of transaction* | 2020-21 | 2019-20 |
|---------|---|---------------|---------------|
| 7 | Corporate support charges paid to L&T Finance Holdings Limited Larsen & Toubro Limited | 17.09 0.01 | 25.03 0.00 |
| 8 | Branch sharing cost paid to L&T Financial Consultants Limited L&T Investment Management Limited | 43.99 0.34 | 44.03 0.44 |
| 9 | Branch sharing cost recovered from L&T Investment Management Limited L&T Capital Markets Limited | 3.08 - | 2.29 0.56 |
| 10 | IT/Professional fees paid to Larsen & Toubro Limited Larsen & Toubro Infotech Limited | 5.89 1.05 | 5.90 4.09 |
| 11 | Brand license fees paid to Larsen & Toubro Limited | 3.44 | 49.35 |
| 12 | Expenses on employee stock option plan L&T Finance Holdings Limited | 43.76 | 63.04 |
| 13 | Equity capital infused (including securities premium) L&T Finance Holdings Limited | - | 1,000.00 |
| 14 | Corporate support charges recovered L&T Investment Management Limited | 12.25 | - |
| 15 | Expenses recovered from Larsen & Toubro Limited | 0.44 | - |
| 16 | Security Deposit Paid L&T Financial Consultants Limited | 0.66 | 1.78 |
| 17 | Security Deposit Received L&T Financial Consultants Limited | 3.79 | - |
| 18 | Interest on security deposit L&T Financial Consultants Limited | - | 0.03 |
| 19 | Interest on non convertible debenture (Borrowings) Larsen & Toubro Limited | 113.69 | 6.15 |
| 20 | Interim dividend L&T Finance Holdings Limited | - | 221.11 |
| 21 | Limit Creation Fees (NCD) Larsen & Toubro Limited | 11.54 | - |
| 22 | Subscription in Non-Convertible Debentures (NCD) Larsen & Toubro Limited | 2,445.00 | - |
| 23 | Other expenses paid to Larsen & Toubro Limited L&T Financial Consultants Limited | 0.02 0.31 | 0.03 0.35 |
| 24 | Commission & brokerage paid to L&T Capital Market Limited | - | 0.65 |



L&T Finance Limited
Notes forming part of the consolidated financial statements

25 Compensation Paid to Key Managerial Personnel**

| Name of Key Management Personnel | 2020-21 | | | | 2019-20 | | | |
|----------------------------------|------------------------------|--------------------------|--------------------------|-------|------------------------------|--------------------------|--------------------------|-------|
| | Short-Term employee benefits | Post Employment Benefits | Other Long Term Benefits | Total | Short-Term employee benefits | Post Employment Benefits | Other Long Term Benefits | Total |
| Mr. Sunil Prabhune | 4.45 | - | - | 4.45 | 3.82 | - | 0.13 | 3.95 |
| Mr. P. V. Bhide | 0.31 | - | - | 0.31 | 0.36 | - | - | 0.36 |
| Dr (Mrs). Rajni R Gupte | 0.36 | - | - | 0.36 | 0.34 | - | - | 0.34 |
| Mr. Rishi Mandawat | 0.31 | - | - | 0.31 | 0.33 | - | - | 0.33 |
| Mr. Thomas Mathew T. | 0.28 | - | - | 0.28 | 0.34 | - | - | 0.34 |
| Ms Nishi Vasudeva | 0.35 | - | - | 0.35 | 0.37 | - | - | 0.37 |

footnote: Compensation Paid to Key Managerial Personnels of erstwhile L&T Infrastructure Finance Company Limited ₹ 2.98 crore (Previous year ₹ 3.56 crore) and erstwhile L&T Housing Finance Limited ₹ 3.30 crore (previous year ₹ 2.61 crore) are not included in above mentioned table.

(c) Amount due to/from related parties:

| S. No. | Nature of transactions | As at March 31, 2021 | As at March 31, 2020 |
|--------|--|------------------------------------|--------------------------------|
| 1 | Inter corporate borrowings L&T Finance Holdings Limited L&T Investment Management Limited | 1,073.01 - | 787.84 27.80 |
| 2 | Interest accrued on inter corporate borrowings L&T Finance Holdings Limited L&T Investment Management Limited | 2.51 - | 1.71 0.01 |
| 3 | Non convertible debenture (Borrowings) Larsen & Toubro Limited | 2,015.38 | 40.45 |
| 4 | Interest accrued on non convertible debenture (Borrowings) Larsen & Toubro Limited | 76.73 | 0.81 |
| 5 | Rent deposit L&T Financial Consultants Limited | 17.70 | 15.80 |
| 6 | Account payable L&T Finance Holdings Limited L&T Financial Consultants Limited Larsen & Toubro Electromech LLC L&T Hydrocarbon Engineering Limited Larsen & Toubro Infotech Limited | 18.15 - 0.01 0.02 0.27 | - 0.03 0.01 0.02 - |
| 7 | Account receivable Larsen & Toubro Limited L&T Finance Holdings Limited L&T Investment Management Limited L&T Financial Consultants Limited | 9.45 - - 0.13 | 3.44 7.47 0.03 0.05 |
| 8 | Security deposit payable L&T Investment Management Limited | - | 0.22 |
| 9 | Brand license fees payable Larsen & Toubro Limited | 3.61 | 52.29 |

* Transactions shown above are excluding GST, if any.

** Managerial Remuneration excludes provision for gratuity, pension and compensated absences, since it is provided on actuarial basis for the company as a whole.



L&T Finance Limited
Standalone Balance Sheet as at March 31, 2021

| Particulars | Note No. | As at March 31, 2021 | ₹ in crore As at March 31, 2020 |
|---|----------|-------------------------|---------------------------------------|
| A. ASSETS: | | | |
| 1. Financial assets | | | |
| (a) Cash and cash equivalents | 2 | 4,312.83 | 5,258.30 |
| (b) Bank balance other than (a) above | 3 | 1,449.29 | 2,176.55 |
| (c) Derivative financial instruments | 4 | 32.60 | 155.06 |
| (d) Receivables | 5 | | |
| (i) Trade receivables | | 23.00 | 46.67 |
| (ii) Other receivables | | 65.63 | 26.41 |
| (e) Loans | 6 | 78,593.64 | 82,701.82 |
| (f) Investments | 7 | 8,427.01 | 5,503.91 |
| (g) Other financial assets | 8 | 68.06 | 75.69 |
| | | 92,972.06 | 95,944.41 |
| 2. Non-financial assets | | | |
| (a) Current tax assets (net) | | 516.65 | 674.81 |
| (b) Deferred tax assets (net) | | 1,584.36 | 1,417.42 |
| (c) Property, plant and equipment | 9 | 22.56 | 36.31 |
| (d) Intangible assets under development | 10 | 23.84 | 61.99 |
| (e) Goodwill | 10 | - | 565.70 |
| (f) Other Intangible assets | 10 | 110.89 | 157.52 |
| (g) Right of use assets | 35 | 29.79 | 32.54 |
| (h) Other non-financial assets | 11 | 948.60 | 308.77 |
| | | 3,236.69 | 3,255.06 |
| Total Assets | | 96,208.75 | 99,199.47 |
| B. LIABILITIES AND EQUITY : | | | |
| 1. LIABILITIES | | | |
| a. Financial liabilities | | | |
| (a) Payables | 12 | | |
| (i) Trade payables | | | |
| (i) total outstanding dues of micro enterprises and small enterprises | | - | - |
| (ii) total outstanding dues of creditors other than micro enterprises and small enterprises | | 27.78 | 50.82 |
| (ii) Other payables | | | |
| (i) total outstanding dues of micro enterprises and small enterprises | | - | - |
| (ii) total outstanding dues of creditors other than micro enterprises and small enterprises | | 5.07 | 0.83 |
| (b) Debt securities | 13 | 37,230.48 | 34,310.91 |
| (c) Borrowings (other than debt securities) | 14 | 38,658.11 | 45,335.36 |
| (d) Subordinated liabilities | 15 | 3,501.59 | 3,303.92 |
| (e) Lease liabilities | 35 | 34.05 | 36.34 |
| (f) Other financial liabilities | 16 | 893.73 | 390.78 |
| | | 80,350.81 | 83,428.96 |
| b. Non-financial liabilities | | | |
| (a) Current tax liabilities (net) | | 170.44 | 99.26 |
| (b) Provisions | 17 | 26.57 | 31.89 |
| (c) Other non-financial liabilities | 18 | 39.70 | 4.77 |
| | | 236.71 | 135.92 |
| 2. Equity | | | |
| (a) Equity share capital | 19 | 2,684.17 | 2,684.17 |
| (b) Other equity | 20 | 12,937.06 | 12,950.42 |
| | | 15,621.23 | 15,634.59 |
| Total Liabilities and Equity | | 96,208.75 | 99,199.47 |
| Significant accounting policies | | | |
| See accompanying notes forming part of the standalone financial statements | | | |

In terms of our report attached.
For DELOITTE HASKINS & SELLS LLP
Chartered Accountants

Neville M. Daruwalla
Partner
Membership No: 118784



Place: Mumbai
Date: April 28, 2021

For and on behalf of the Board of Directors of
L&T Finance Limited

Dinanath Dubhashi
Chairperson
DIN : 03545900

Sanjay Wadhwa
Head Accounts
Chief Financial Officer

Apurva Rathod
Company Secretary



Place: Mumbai
Date: April 28, 2021

L&T Finance Limited
Standalone Statement of Profit and Loss for the year ended March 31, 2021

| | | ₹ in crore | |
|---|----------|------------------------------|------------------------------|
| Particulars | Note No. | Year ended March 31, 2021 | Year ended March 31, 2020 |
| Revenue from operations | | | |
| (i) Interest income | 21 | 12,206.78 | 12,374.41 |
| (ii) Dividend income | 22 | - | 0.04 |
| (iii) Rental income | 23 | 4.52 | 9.04 |
| (iv) Fees and commission income | 24 | 138.01 | 364.49 |
| I Total revenue from operations | | 12,349.31 | 12,747.98 |
| II Other income | 26 | 343.76 | 294.29 |
| III Total income (I + II) | | 12,693.07 | 13,042.27 |
| Expenses | | | |
| (i) Finance costs | 27 | 6,357.30 | 6,728.91 |
| (ii) Net loss on fair value changes | 25 | 393.20 | 44.49 |
| (iii) Net loss on derecognition of financial instruments under amortised cost category | 28 | 237.25 | 273.01 |
| (iv) Impairment on financial instruments | 29 | 2,975.14 | 1,991.99 |
| (v) Employee benefits expenses | 30 | 906.63 | 898.72 |
| (vi) Depreciation, amortisation and impairment | 31 | 726.48 | 710.65 |
| (vii) Other expenses | 32 | 764.83 | 790.42 |
| IV Total expenses (IV) | | 12,360.83 | 11,438.19 |
| V Profit before tax (III - IV) | | 332.24 | 1,604.08 |
| VI Tax expense | | | |
| (1) Current tax | | 481.77 | 595.27 |
| (2) Deferred tax | | (150.89) | (164.66) |
| VII Profit before impact of change in the rate on opening deferred tax (V-VI) | | 1.36 | 1,173.47 |
| VIII Impact of change in the rate on opening deferred tax (Refer note 49) | | - | 472.71 |
| IX Profit for the year (VII - VIII) | | 1.36 | 700.76 |
| X Other comprehensive income | | | |
| A. (i) Items that will not be reclassified to profit or loss | | | |
| a) Remeasurements of the defined benefit plans | | 1.06 | (4.75) |
| b) Change in fair value of equity instruments measured at fair value through other comprehensive income | | 55.05 | (56.16) |
| (ii) Income tax relating to items that will not be reclassified to profit or loss | | (0.27) | 1.20 |
| Subtotal (A) | | 55.84 | (59.71) |
| B. (i) Items that will be reclassified to profit or loss | | | |
| a) Change in fair value of debt instruments measured at fair value through other comprehensive income | | (10.47) | 0.16 |
| b) The effective portion of gains and loss on hedging instruments in a cash flow hedge | | (2.94) | (133.02) |
| (ii) Income tax relating to items that will be reclassified to profit or loss | | 0.74 | 33.48 |
| Subtotal (B) | | (12.67) | (99.38) |
| Total other comprehensive income (A+B) | | 43.17 | (159.09) |
| XI Total comprehensive income for the year (IX+X) | | 44.53 | 541.67 |
| XII Earnings per equity share: | 38 | | |
| Basic earnings per equity share (₹) | | 0.01 | 2.61 |
| Diluted earnings per equity share (₹) | | 0.01 | 2.61 |
| Significant accounting policies | 1 | | |
| See accompanying notes forming part of the standalone financial statements | 2 to 54 | | |

In terms of our report attached.
For DELOITTE HASKINS & SELLS LLP
Chartered Accountants

Neville M. Daruwalla
Partner
Membership No: 118784



Place : Mumbai
Date : April 28, 2021

For and on behalf of the Board of Directors of
L&T Finance Limited

Dinanath Dubhashi
Chairperson
DIN : 03545900

Sanjay Wadhwa
Head Accounts
Chief Financial Officer

Apurva Rathod
Company Secretary



Place : Mumbai
Date : April 28, 2021

L&T Finance Limited
Standalone Statement of Cash Flow for for the year ended March 31, 2021

| | Year ended March 31, 2021 | Year ended March 31, 2020 |
|---|------------------------------|------------------------------|
| | ₹ in crore | |
| A. Cash flows from operating activities : | | |
| Profit before tax | 332.24 | 1,504.08 |
| Adjustments for: | | |
| Net loss on sale of property, plant and equipment | 0.53 | 2.66 |
| Net (gain)/loss arising on financial assets (investments) measured at fair value through profit or loss | 229.11 | (47.47) |
| Net loss on derecognition of financial instruments under amortised cost category | 237.25 | 273.01 |
| Impairment on financial instruments | 2,975.14 | 1,991.99 |
| Net loss arising on financial assets (Loans) measured at fair value through profit or loss | 139.74 | 93.31 |
| Depreciation, amortisation and impairment | 726.48 | 710.65 |
| Net loss on derivatives at fair value through profit or loss | 5.32 | - |
| Operating profit before working capital changes | 4,645.81 | 4,628.23 |
| Changes in working capital | | |
| Adjustments for increase/(decrease) in operating liabilities | | |
| Other financial liabilities | 218.95 | 107.85 |
| Lease liabilities | (2.29) | 36.34 |
| Provisions | (4.26) | 1.58 |
| Trade and other payables | (18.80) | (77.00) |
| Other non-financial liabilities | 34.93 | (15.43) |
| Adjustments for (increase)/decrease in operating assets | | |
| Other non-financial assets | (51.99) | (49.52) |
| Right of use assets | (7.63) | (40.34) |
| Other financial assets | 6.00 | 74.51 |
| Trade and other receivables | 0.86 | (4.35) |
| Cash generated from operations | 4,821.58 | 4,661.87 |
| Direct taxes refund/(paid) (net) | (252.43) | (708.43) |
| Loans disbursed (net of repayments) | 191.86 | (1,709.73) |
| Net cash generated from operating activities (A) | 4,761.01 | 2,243.71 |
| B. Cash flows from investing activities : | | |
| Change in other bank balance not available for immediate use | 727.26 | (2,131.56) |
| Purchase of property, plant and equipment | (2.85) | (23.71) |
| Proceeds from sale of property, plant and equipment | 3.20 | 3.56 |
| Purchase of intangible assets | (45.73) | (54.22) |
| Purchase of investments | (3,763.25) | (2,220.88) |
| Proceeds on sale of investments | 610.17 | 4,803.05 |
| Net cash (used in)/generated from investing activities (B) | (2,471.20) | 376.24 |
| C. Cash flows from financing activities | | |
| Proceeds from issue of equity shares (including securities premium) | - | 1,000.00 |
| Payment for share issue costs | - | (1.00) |
| Proceeds from borrowings | 17,607.02 | 31,744.40 |
| Repayment of borrowings | (20,842.30) | (31,158.11) |
| Dividend paid | - | (474.20) |
| Additional tax on dividend | - | (97.47) |
| Net cash (used in)/generated from financing activities (C) | (3,235.28) | 1,013.62 |
| Net increase/(decrease) in cash and cash equivalents (A+B+C) | (945.47) | 3,633.57 |




L&T Finance Limited
Standalone Statement of Cash Flow for for the year ended March 31, 2021

| | Year ended March 31, 2021 | Year ended March 31, 2020 |
|---|------------------------------|------------------------------|
| Cash and cash equivalents at beginning of the year | 5,258.30 | 1,624.73 |
| Cash and cash equivalents at the end of the year | 4,312.83 | 5,258.30 |
| Net increase/(decrease) in cash and cash equivalents | (945.47) | 3,633.57 |

Notes:

- Statement of cash flows has been prepared under the indirect method as set out in the Ind AS 7 "Statement of Cash Flows" as specified in the Companies (Indian Accounting Standards) Rules, 2015, as amended.
- Purchase of fixed assets represents additions to property, plant and equipment and other intangible assets adjusted for movement of (a) capital work-in-progress for property, plant and equipment and (b) intangible assets under development during the year.
- Net cash used in investing activity excludes investments aggregating to ₹100.64 crore (Previous period 'Nil') acquired against claims.
- Net cash generated from operating activity is determined after adjusting the following:

| | Year ended March 31, 2021 | Year ended March 31, 2020 |
|-------------------|------------------------------|------------------------------|
| Interest received | 10,530.35 | 11,908.14 |
| Dividend received | - | 0.04 |
| Interest paid | 6,492.81 | 6,342.13 |

Significant accounting policies 1
See accompanying notes forming part of the standalone financial statements 2 to 54

In terms of our report attached.
For DELOITTE HASKINS & SELLS LLP
Chartered Accountants

Neville M. Daruwalla
Partner
Membership No: 118784

For and on behalf of the Board of Directors of
L&T Finance Limited

Dinanath Dubhashi
Chairperson
DIN : 03545900



Place : Mumbai
Date : April 28, 2021

Sanjay Wadhwa
Head Accounts
Chief Financial Officer

Place : Mumbai
Date : April 28, 2021

Apurva Rathod
Company Secretary



L&T Finance Limited
Notes forming part of the standalone financial statements

Note: 33 Disclosure pursuant to Ind AS 24 "Related Party Disclosures"**(a) List of Related Parties (with whom transactions were carried out during current or previous year)****A. Ultimate Holding Company**

1. Larsen & Toubro Limited

B. Holding Company

2. L&T Finance Holdings Limited

C. Subsidiary Companies

3. L&T Infra Debt Fund Limited
4. L&T Infra Investment Partners Advisory Private Limited
5. L&T Infra Investment Partners Trustee Private Limited
6. L&T Infra Investment Partners Fund

D. Fellow Subsidiary Companies

7. Larsen & Toubro Infotech Limited
8. L&T Capital Company Limited
9. L&T Capital Markets Limited (upto April 24, 2020)
10. L&T Investment Management Limited
11. L&T Financial Consultants Limited
12. Larsen & Toubro Electromech LLC
13. L&T Hydrocarbon Engineering Limited

E. Key Management Personnel

14. Mr. Dinanath Dubhashi
15. Mr. Sunil Prabhune
16. Mr. P. V. Bhide
17. Dr (Mrs). Rajni R Gupta
18. Mr. Ashish Kotecha *(Ceased to be a Director with effect from April 28, 2019)*
19. Mr. Rishi Mandawat *(Appointed as Director with effect from April 28, 2019)*
20. Mr. Thomas Methwa T *(Appointed as Director with effect from April 12, 2021)*
21. Mr. Nishi Vasudev *(Appointed as Director with effect from April 12, 2021)*

(b) Disclosure of related party transactions :

| Sr. No. | Nature of transaction* | 2020-21 | 2019-20 |
|----------|--|----------|-----------|
| 1 | Inter corporate deposits borrowed | | |
| | Larsen & Toubro Limited | - | 1,000.00 |
| | L&T Finance Holdings Limited | 8,165.70 | 16,005.17 |
| | L&T Capital Company Limited | - | 1.20 |
| | L&T Investment Management Limited | 643.46 | 2,054.13 |
| | L&T Capital Markets Limited | - | 61.90 |
| 2 | Inter corporate deposits repaid | | |
| | Larsen & Toubro Limited | - | 1,000.00 |
| | L&T Finance Holdings Limited | 7,880.53 | 15,383.21 |
| | L&T Capital Company Limited | - | 4.35 |
| | L&T Investment Management Limited | 671.26 | 2,026.33 |
| | L&T Capital Markets Limited | - | 61.90 |
| 3 | Interest expense on inter corporate deposits | | |
| | Larsen & Toubro Limited | - | 16.81 |
| | L&T Finance Holdings Limited | 43.18 | 53.29 |
| | L&T Capital Company Limited | - | 0.13 |
| | L&T Investment Management Limited | 10.52 | 14.28 |
| | L&T Capital Markets Limited | - | 0.06 |
| 4 | Inter corporate deposits given | | |
| | L&T Financial Consultants Limited | - | 361.64 |
| 5 | Inter corporate deposits received back | | |
| | L&T Financial Consultants Limited | - | 361.64 |
| 6 | Interest received on inter corporate deposits | | |
| | L&T Financial Consultants Limited | - | 0.97 |



L&T Finance Limited
Notes forming part of the standalone financial statements

| (b) Disclosure of related party transactions : | | | |
|--|--|----------|----------|
| Sr. No. | Nature of transaction* | 2020-21 | 2019-20 |
| 7 | Distribution towards Interest | | |
| | L&T Infra Investment Partners Fund | - | 8.42 |
| 8 | Corporate support charges paid to | | |
| | L&T Finance Holdings Limited | 16.19 | 23.68 |
| 9 | Branch sharing cost paid to | | |
| | L&T Financial Consultants Limited | 42.71 | 43.09 |
| | L&T Investment Management Limited | 0.34 | 0.44 |
| 10 | Branch sharing cost recovered from | | |
| | L&T Investment Management Limited | 3.08 | 2.29 |
| | L&T Capital Markets Limited | - | 0.56 |
| 11 | IT/Professional fees paid to | | |
| | Larsen & Toubro Limited | 5.89 | 5.90 |
| | Larsen & Toubro Infotech Limited | 1.05 | 4.09 |
| | L&T Infra Debt Fund Limited | 1.28 | 0.81 |
| 12 | Sale of loan portfolio to | | |
| | L&T Infra Debt Fund Limited | 404.63 | 216.95 |
| 13 | Brand license fees paid to | | |
| | Larsen & Toubro Limited | 0.07 | 38.08 |
| 14 | Expenses on employee stock option plan | | |
| | L&T Finance Holdings Limited | 41.64 | 61.18 |
| 15 | Redemption in fund | | |
| | L&T Infra Investment Partners Fund | 5.39 | 2.49 |
| 16 | Capital infusion in fund | | |
| | L&T Infra Investment Partners Fund | 4.20 | 8.36 |
| 17 | Equity capital infused (including securities premium) | | |
| | L&T Finance Holdings Limited | - | 1,000.00 |
| 18 | Corporate support charges recovered | | |
| | L&T Infra Investment Partners Advisory Private Limited | 1.91 | 1.74 |
| | L&T Infra Debt Fund Limited | 5.46 | - |
| | L&T Investment Management Limited | 12.25 | - |
| 19 | Expenses recovered from | | |
| | Larsen & Toubro Limited | 0.44 | - |
| 20 | Security Deposit Paid | | |
| | L&T Financial Consultants Limited | 0.48 | 1.73 |
| 21 | Security Deposit Received | | |
| | L&T Financial Consultants Limited | 3.78 | - |
| 22 | Interest on security deposit | | |
| | L&T Financial Consultants Limited | - | 0.03 |
| 23 | Interest on non convertible debenture (Borrowings) | | |
| | Larsen & Toubro Limited | 113.69 | 6.15 |
| 24 | Processing fees sharing on sale of loan portfolio | | |
| | L&T Infra Debt Fund Limited | 1.42 | 0.89 |
| 25 | Interim dividend | | |
| | L&T Finance Holdings Limited | - | 221.11 |
| 26 | Limit Creation Fees (NCD) | | |
| | Larsen & Toubro Limited | 11.54 | - |
| 27 | Subscription in Non-Convertible Debentures (NCD) | | |
| | Larsen & Toubro Limited | 2,445.00 | - |



L&T Finance Limited
Notes forming part of the standalone financial statements

28 Compensation Paid to Key Managerial Personnel**

| Name of Key Management Personnel | 2020-21 | | | | 2019-20 | | | |
|----------------------------------|------------------------------|--------------------------|--------------------------|-------|------------------------------|--------------------------|--------------------------|-------|
| | Short-Term employee benefits | Post Employment Benefits | Other Long Term Benefits | Total | Short-Term employee benefits | Post Employment Benefits | Other Long Term Benefits | Total |
| Mr. Sunit Prabhune | 4.45 | - | - | 4.45 | 3.82 | - | 0.13 | 3.95 |
| Mr. P. V. Bhide | 0.31 | - | - | 0.31 | 0.36 | - | - | 0.36 |
| Dr (Mrs). Rajni R Gupte | 0.36 | - | - | 0.36 | 0.34 | - | - | 0.34 |
| Mr. Rishi Mandawat | 0.31 | - | - | 0.31 | 0.33 | - | - | 0.33 |
| Mr. Thomas Mathew T. | 0.14 | - | - | 0.14 | 0.17 | - | - | 0.17 |
| Ms Nishi Vasudeva | 0.17 | - | - | 0.17 | 0.20 | - | - | 0.20 |

footnote: Compensation Paid to Key Managerial Personnels of erstwhile L&T Infrastructure Finance Company Limited ₹2.98 crore (Previous year ₹3.56 crore) and erstwhile L&T Housing Finance Limited ₹3.30 crore (previous year ₹2.61 crore) are not included in above mentioned table.

(c) Amount due to/from related parties:

| S. No. | Nature of transactions | As at March 31,2021 | As at March 31,2020 |
|-----------|---|---------------------|---------------------|
| 1 | Inter corporate borrowings | | |
| | L&T Finance Holdings Limited | 1,073.01 | 787.84 |
| | L&T Investment Management Limited | - | 27.80 |
| 2 | Interest accrued on inter corporate borrowings | | |
| | L&T Finance Holdings Limited | 2.51 | 1.71 |
| | L&T Investment Management Limited | - | 0.01 |
| 3 | Investment in equity share | | |
| | L&T Infra Debt Fund Limited | 478.26 | 478.26 |
| | L&T Infra Investment Partners Advisory Private Limited | 5.00 | 5.00 |
| | L&T Infra Investment Partners Trustee Private Limited | 0.10 | 0.10 |
| 4 | Investment in units of fund | | |
| | L&T Infra Investments Partner Fund | 240.40 | 268.77 |
| 5 | Non convertible debenture (Borrowings) | | |
| | Larsen & Toubro Limited | 2,015.38 | 40.45 |
| 6 | Interest accrued on non convertible debenture (Borrowings) | | |
| | Larsen & Toubro Limited | 76.73 | 0.81 |
| 7 | Rent deposit | | |
| | L&T Financial Consultants Limited | 17.06 | 15.34 |
| 8 | Account payable | | |
| | L&T Finance Holdings Limited | 17.45 | - |
| | L&T Financial Consultants Limited | - | 0.03 |
| | Larsen & Toubro Electromech LLC | 0.01 | 0.01 |
| | L&T Hydrocarbon Engineering Limited | 0.02 | 0.02 |
| | Larsen & Toubro Infotech Limited | 0.27 | - |
| 9 | Account receivable | | |
| | Larsen & Toubro Limited | 9.47 | 3.22 |
| | L&T Finance Holdings Limited | - | 7.47 |
| | L&T Investment Management Limited | - | 0.03 |
| | L&T Financial Consultants Limited | 0.13 | 0.05 |
| 10 | Security deposit payable | | |
| | L&T Investment Management Limited | - | 0.22 |
| 11 | Brand license fees payable | | |
| | Larsen & Toubro Limited | 0.07 | 40.37 |

* Transactions shown above are excluding GST, if any.

** Managerial Remuneration excludes provision for gratuity, pension and compensated absences, since it is provided on actuarial basis for the company as a whole.

8



L&T Finance Limited
Consolidated Balance Sheet as at March 31, 2020

| Particulars | Note No. | As at March 31, 2020 | ₹ in crore As at March 31, 2019 |
|---|----------|-------------------------|---------------------------------------|
| A. ASSETS: | | | |
| 1. Financial assets | | | |
| (a) Cash and cash equivalents | 2 | 2,717.76 | 1,530.51 |
| (b) Bank balance other than (a) above | 3 | 684.56 | 30.57 |
| (c) Derivative financial instruments | 4 | 141.74 | 7.20 |
| (d) Receivables | 5 | | |
| (i) Trade receivables | | 18.85 | 11.50 |
| (ii) Other receivables | | 35.83 | 18.95 |
| (e) Loans | 6 | 43,891.22 | 47,113.67 |
| (f) Investments | 7 | 3,242.31 | 4,788.96 |
| (g) Other financial assets | 8 | 66.41 | 107.54 |
| | | 50,798.68 | 53,608.90 |
| 2. Non-financial assets | | | |
| (a) Current tax assets (net) | | 194.76 | 77.78 |
| (b) Deferred tax assets (net) | | 819.02 | 727.21 |
| (c) Property, plant and equipment | 9 | 35.31 | 49.34 |
| (d) Intangible assets under development | 10 | 44.56 | 18.48 |
| (e) Goodwill | 10 | 565.70 | 1,131.41 |
| (f) Other Intangible assets | 10 | 134.67 | 214.71 |
| (g) Right of use assets | | 25.95 | - |
| (h) Other non-financial assets | 11 | 122.94 | 113.55 |
| | | 1,942.91 | 2,332.48 |
| Total Assets | | 52,741.59 | 55,941.38 |
| B. LIABILITIES AND EQUITY : | | | |
| 1. LIABILITIES | | | |
| a. Financial liabilities | | | |
| (a) Payables | 12 | | |
| (i) Trade payables | | | |
| (i) total outstanding dues of micro enterprises and small enterprises | | - | - |
| (ii) total outstanding dues of creditors other than micro enterprises and small enterprises | | 31.40 | 86.03 |
| (ii) Other payables | | | |
| (i) total outstanding dues of micro enterprises and small enterprises | | - | - |
| (ii) total outstanding dues of creditors other than micro enterprises and small enterprises | | - | 13.11 |
| (b) Debt securities | 13 | 16,481.87 | 23,071.60 |
| (c) Borrowings (other than debt securities) | 14 | 25,628.83 | 22,139.86 |
| (d) Subordinated liabilities | 15 | 1,141.75 | 1,124.42 |
| (e) Lease liabilities | | 29.29 | - |
| (f) Other financial liabilities | 16 | 243.85 | 406.66 |
| | | 43,556.99 | 46,841.68 |
| b. Non-financial liabilities | | | |
| (a) Current tax liabilities (net) | | 95.43 | 20.51 |
| (b) Provisions | 17 | 28.17 | 21.74 |
| (c) Other non-financial liabilities | 18 | 2.54 | 52.36 |
| | | 126.14 | 94.61 |
| 2. Equity | | | |
| (a) Equity share capital | 19 | 1,599.14 | 1,599.14 |
| (b) Other equity | 20 | 7,459.32 | 7,405.95 |
| | | 9,058.46 | 9,005.09 |
| Total Liabilities and Equity | | 52,741.59 | 55,941.38 |
| Significant accounting policies | | | |
| See accompanying notes forming part of the consolidated financial statements | | | |

In terms of our report attached.
For DELOITTE HASKINS & SELLS LLP
Chartered Accountants

Rupen K. Bhatt
Partner

For and on behalf of the board of directors of
L&T Finance Limited

Dinanath Dubhashi
Chairperson
DIN-: 03545900

Manish Jethwa
Head Accounts
Chief Financial Officer

Gufran Ahmed Siddiqui
Company Secretary

Place : Mumbai
Date : May 29, 2020

Place : Mumbai
Date : May 14, 2020

L&T Finance Limited
Consolidated Statement of Profit and Loss for the year ended March 31, 2020

| ₹ in crore | | | |
|---|----------|------------------------------|------------------------------|
| Particulars | Note No. | Year ended March 31, 2020 | Year ended March 31, 2019 |
| Revenue from operations | | | |
| (i) Interest income | 21 | 8,184.41 | 7,011.72 |
| (ii) Rental income | 22 | 9.04 | 18.84 |
| (iii) Fees and commission income | 23 | 210.10 | 152.25 |
| (iv) Net gain on fair value changes | 24 | 42.56 | - |
| I Total revenue from operations | | 8,446.11 | 7,182.81 |
| II Other income | 25 | 234.19 | 199.78 |
| III Total income (I + II) | | 8,680.30 | 7,382.59 |
| Expenses | | | |
| (i) Finance costs | 26 | 3,767.85 | 3,327.92 |
| (ii) Net loss on fair value changes | 24 | - | 8.62 |
| (iii) Net loss on derecognition of financial instruments under amortised cost category | 27 | 231.32 | 324.97 |
| (iv) Impairment on financial instruments | 28 | 1,767.69 | 637.06 |
| (v) Employee benefits expenses | 29 | 766.08 | 548.31 |
| (vi) Depreciation, amortisation and impairment | 30 | 701.21 | 690.93 |
| (vii) Other expenses | 31 | 632.19 | 541.70 |
| IV Total expenses (IV) | | 7,866.34 | 6,079.51 |
| V Profit before tax (III - IV) | | 813.96 | 1,303.08 |
| VI Tax expense | | | |
| (1) Current tax | | 507.92 | 488.47 |
| (2) Deferred tax | | (263.65) | (31.35) |
| VII Profit before impact of change in the rate on opening deferred tax (V-VI) | | 569.69 | 845.96 |
| VIII Impact of change in the rate on opening deferred tax (Refer note 46) | | 203.40 | - |
| IX Profit for the year (VII - VIII) | | 366.29 | 845.96 |
| X Add: Share in profits from associate company | | (60.24) | (37.24) |
| XI Profit for the year (IX + X) | | 426.53 | 883.20 |
| XII Other comprehensive income | | | |
| A. (i) Items that will not be reclassified to profit or loss | | | |
| a) Remeasurements of the defined benefit plans | | (4.54) | (1.55) |
| b) Change in fair value of equity instruments measured at fair value through other comprehensive income | | (56.16) | - |
| (ii) Income tax relating to items that will not be reclassified to profit or loss | | 1.14 | 0.54 |
| Subtotal (A) | | (59.56) | (1.01) |
| B. (i) Items that will be reclassified to profit or loss | | | |
| a) Change in fair value of debt instruments measured at fair value through other comprehensive income | | (1.47) | (0.37) |
| b) The effective portion of gains and loss on hedging instruments in a cash flow hedge | | (118.11) | - |
| (ii) Income tax relating to items that will be reclassified to profit or loss | | 29.73 | - |
| Subtotal (B) | | (89.85) | (0.37) |
| Total other comprehensive income (A+B) | | (149.41) | (1.38) |
| XI Total comprehensive income for the year (IX+X) | | 277.12 | 881.82 |
| XII Earnings per equity share: | 37 | | |
| Basic earnings per equity share (₹) | | 2.67 | 5.52 |
| Diluted earnings per equity share (₹) | | 2.67 | 5.52 |
| Significant accounting policies | 1 | | |
| See accompanying notes forming part of the consolidated financial statements | 2 to 52 | | |

In terms of our report attached.
For DELOITTE HASKINS & SELLS LLP
Chartered Accountants


Rupen K. Bhatt
Partner

For and on behalf of the board of directors of
L&T Finance Limited


Dinanath Dubhashi
Chairperson
DIN : 03545900


Manish Jethwa
Head Accounts
Chief Financial Officer


Gufran Ahmed Siddiqui
Company Secretary

Place : Mumbai
Date : May 29, 2020

Place : Mumbai
Date : May 14, 2020

L&T Finance Limited
Consolidated Statement of Cash Flow for the year ended March 31, 2020

| | Year ended March 31, 2020 | Year ended March 31, 2019 |
|---|------------------------------|------------------------------|
| | | ₹ in crore |
| A. Cash flows from operating activities : | | |
| Profit before tax for the year | 813.96 | 1,303.08 |
| Adjustments for: | | |
| Net loss on sale of property, plant and equipment | 2.66 | 7.62 |
| Net (gain)/Loan arising on financial assets (investments) measured at fair value through profit or loss | (104.38) | (47.91) |
| Net loss on derecognition of financial instruments under amortised cost category | 231.32 | 324.97 |
| Impairment on financial instruments | 1,767.69 | 637.06 |
| Net (gain)/Loan arising on financial assets (Loans) measured at fair value through profit or loss | 61.82 | 63.81 |
| Depreciation, amortisation and impairment | 701.21 | 690.93 |
| Operating profit before working capital changes | 3,474.28 | 2,979.56 |
| Changes in working capital | | |
| Adjustments for increase/(decrease) in operating liabilities | | |
| Other financial liabilities | (6.62) | (43.71) |
| Lease liabilities | 29.29 | - |
| Provisions | 1.89 | 9.91 |
| Trade and other payables | (67.74) | (24.33) |
| Other non-financial liabilities | (10.41) | (21.18) |
| Adjustments for (increase)/decrease in operating assets | | |
| Other non-financial assets | (41.00) | (11.46) |
| Right of use assets | (33.75) | - |
| Other financial assets | 83.00 | (109.46) |
| Trade and other receivables | (33.00) | (16.21) |
| Cash generated from operations | 3,395.94 | 2,763.12 |
| Direct taxes refund/(paid) (net) | (549.98) | (380.16) |
| Loans disbursed (net of repayments) | 1,420.98 | (9,943.66) |
| Net cash used in operating activities (A) | 4,266.94 | (7,560.70) |
| B. Cash flows from investing activities : | | |
| Change in other bank balance not available for immediate use | (653.99) | 13.33 |
| Purchase of property, plant and equipment | (9.55) | (21.35) |
| Proceeds from sale of property, plant and equipment | 3.56 | 11.30 |
| Purchase of intangible assets | (54.22) | (46.15) |
| Purchase of investments | (1,433.30) | (2,761.95) |
| Proceeds on sale of investments | 2,823.91 | 659.01 |
| Net cash (used in)/generated from by investing activities (B) | 676.41 | (2,145.81) |
| C. Cash flows from financing activities | | |
| Proceeds from borrowings | 15,977.40 | 17,822.06 |
| Repayment of borrowings | (19,280.51) | (6,933.70) |
| Dividend paid | (375.80) | - |
| Additional tax on dividend | (77.24) | - |
| Net cash (used in)/generated from financing activities (C) | (3,756.15) | 10,888.36 |
| Net increase in cash and cash equivalents (A+B+C) | 1,187.20 | 1,181.85 |
| Cash and cash equivalents at beginning of the year | 1,530.51 | 348.66 |
| Cash and cash equivalents at the end of the year | 2,717.76 | 1,530.51 |
| Net increase in cash and cash equivalents | 1,187.25 | 1,181.85 |

L&T Finance Limited
Consolidated Statement of Cash Flow for the year ended March 31, 2020

Notes:

1. Consolidated Statement of cash flows has been prepared under the indirect method as set out in the Ind AS 7 "Statement of Cash Flows" as specified in the Companies (Indian Accounting Standards) Rules, 2015, as amended.
2. Purchase of fixed assets represents additions to property, plant and equipment and other intangible assets adjusted for movement of (a) capital-work-in-progress for property, plant and equipment and (b) intangible assets under development during the year.
3. Net cash used in investing activity exclude investments aggregating to ` Nil crore (Previous period ` 2.25 crore) acquired against claims.
4. Net cash used in operating activity is determined after adjusting the following:

| | Year ended March 31, 2020 | Year ended March 31, 2019 |
|-------------------|------------------------------|------------------------------|
| Interest received | 7,775.74 | 6,760.36 |
| Interest paid | 3,688.66 | 3,286.92 |

Significant accounting policies

1

See accompanying notes forming part of the consolidated financial statements

2 to 52

In terms of our report attached.

For DELOITTE HASKINS & SELLS LLP
 Chartered Accountants

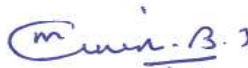


Rupen K. Bhatt
 Partner

**For and on behalf of the board of directors of
 L&T Finance Limited**



Dinanath Dubhashi
 Chairperson
 DIN : 03545900



Manish Jethwa
 Head Accounts
 Chief Financial Officer



Gufran Ahmed Siddiqui
 Company Secretary

Place : Mumbai
 Date : May 29, 2020

Place : Mumbai
 Date : May 14, 2020

L&T Finance Limited
Notes forming part of the consolidated financial statements

Note: 32 Disclosure pursuant to Ind AS 24 "Related Party Disclosures"

(a) List of Related Parties (with whom transactions were carried out during current or previous year)

A. Ultimate Holding Company

1. Larsen & Toubro Limited

B. Holding Company

2. L&T Finance Holdings Limited

C. Fellow Subsidiary Companies

3. L&T Infrastructure Finance Company Limited
4. Larsen & Toubro Infotech Limited
5. L&T Capital Company Limited
6. L&T Capital Markets Limited
7. L&T Housing Finance Limited
8. L&T Investment Management Limited
9. L&T Financial Consultants Limited
10. L&T Infra Investment Partners Advisory Private Limited

D. Associate

11. L&T Infra Debt Fund Limited

E. Key Management Personnel

12. Mr. Dinanath Dubhashi
13. Mr. Sunil Prabhune
14. Mr. P. V. Bhide
15. Mr. D. R. Dongra (Ceased to be a Director with effect from June 06, 2018)
16. Mr. Mannil Venugopalan (Ceased to be a Director with effect from June 11, 2018)
17. Dr (Mrs). Rajni R Gupte
18. Mr. Prabhakar B. (Ceased to be a Director with effect from May 30, 2018)
19. Mr. Ashish Kotecha (Ceased to be a Director with effect from April 28, 2019)
20. Mr. Rishi Mandawat (Appointed as Director with effect from April 28, 2019)

(b) Disclosure of related party transactions :

| | | ₹ in crore | |
|----------|--|------------|----------|
| Sr. No. | Nature of transaction* | 2019-20 | 2018-19 |
| 1 | Inter corporate deposits borrowed | | |
| | Larsen & Toubro Limited | - | 2,000.00 |
| | L&T Finance Holdings Limited | 9,034.37 | 8,036.51 |
| | L&T Infrastructure Finance Company Limited | 200.00 | 410.00 |
| | L&T Housing Finance Limited | 195.00 | 100.00 |
| | L&T Capital Company Limited | 1.20 | 5.97 |
| | L&T Investment Management Limited | 628.13 | 133.25 |
| | L&T Capital Markets Limited | 61.90 | 155.82 |
| | L&T Infra Investment Partners Advisory Private Limited | - | 61.26 |
| 2 | Inter corporate deposits repaid | | |
| | Larsen & Toubro Limited | - | 2,000.00 |
| | L&T Finance Holdings Limited | 8,412.41 | 8,529.96 |
| | L&T Infrastructure Finance Company Limited | 200.00 | 410.00 |
| | L&T Housing Finance Limited | 125.00 | 100.00 |
| | L&T Capital Company Limited | 4.35 | 9.19 |
| | L&T Investment Management Limited | 600.33 | 133.25 |
| | L&T Capital Markets Limited | 61.90 | 155.82 |
| | L&T Infra Investment Partners Advisory Private Limited | - | 61.26 |
| 3 | Interest expense on inter corporate deposits | | |
| | Larsen & Toubro Limited | - | 16.57 |
| | L&T Finance Holdings Limited | 27.51 | 95.08 |
| | L&T Infrastructure Finance Company Limited | 0.16 | 0.35 |
| | L&T Housing Finance Limited | 0.05 | 0.02 |
| | L&T Capital Company Limited | 0.13 | 0.36 |
| | L&T Investment Management Limited | 0.69 | 0.26 |
| | L&T Capital Markets Limited | 0.06 | 0.67 |
| | L&T Infra Investment Partners Advisory Private Limited | - | 0.27 |

L&T Finance Limited
Notes forming part of the consolidated financial statements

(b) Disclosure of related party transactions :

| | | ₹ in crore | |
|-----------|--|------------|----------|
| Sr. No. | Nature of transaction* | 2019-20 | 2018-19 |
| 4 | Inter corporate deposits given | | |
| | L&T Infrastructure Finance Company Limited | 1,782.00 | 75.00 |
| | L&T Housing Finance Limited | - | 12.57 |
| | L&T Financial Consultants Limited | 161.64 | - |
| 5 | Inter corporate deposits received back | | |
| | L&T Infrastructure Finance Company Limited | 1,782.00 | 75.00 |
| | L&T Housing Finance Limited | - | 12.57 |
| | L&T Financial Consultants Limited | 161.64 | - |
| 6 | Interest received on inter corporate deposits | | |
| | L&T Infrastructure Finance Company Limited | 10.65 | 0.04 |
| | L&T Housing Finance Limited | - | 0.02 |
| | L&T Financial Consultants Limited | 0.43 | - |
| 7 | Portfolio related transaction | | |
| | L&T Housing Finance Limited | 0.58 | 0.57 |
| 8 | Corporate support charges paid to | | |
| | L&T Finance Holdings Limited | 12.92 | 7.36 |
| 9 | Branch sharing cost paid to | | |
| | Larsen & Toubro Limited | - | 0.00 |
| | L&T Financial Consultants Limited | 24.11 | 24.28 |
| | L&T Investment Management Limited | 0.21 | 0.05 |
| | L&T Housing Finance Limited | 0.49 | 0.08 |
| 10 | Branch sharing cost recovered from | | |
| | L&T Infrastructure Finance Company Limited | 0.18 | 0.23 |
| | Larsen & Toubro Limited | - | 0.05 |
| | L&T Investment Management Limited | 2.29 | 2.38 |
| | L&T Capital Markets Limited | 0.56 | 0.74 |
| | L&T Housing Finance Limited | 4.11 | 3.06 |
| 11 | IT/Professional fees paid to | | |
| | Larsen & Toubro Limited | 5.45 | 7.63 |
| | Larsen & Toubro Infotech Limited | 3.20 | 1.19 |
| 12 | Sale/Assignment of loan portfolio to | | |
| | L&T Infra Debt Fund Limited | 39.86 | 248.03 |
| | L&T Infrastructure Finance Company Limited | 2,919.85 | 1,514.86 |
| | L&T Housing Finance Limited | 183.54 | - |
| 13 | Purchase of loan portfolio from | | |
| | L&T Housing Finance Limited | - | 1,769.38 |
| | L&T Infrastructure Finance Company Limited | - | 120.02 |
| 14 | Brand license fees paid to | | |
| | Larsen & Toubro Limited | 21.12 | 45.16 |
| 15 | Expenses on employee stock option plan | | |
| | L&T Finance Holdings Limited | 44.66 | 25.91 |
| 16 | Corporate support charges recovered | | |
| | L&T Infra Investment Partners Advisory Private Limited | 0.84 | - |
| 17 | Service cost for loan portfolio | | |
| | L&T Housing Finance Limited | - | 0.30 |

L&T Finance Limited
Notes forming part of the consolidated financial statements

(b) Disclosure of related party transactions :

| | | ₹ in crore | |
|---------|--|------------|---------|
| Sr. No. | Nature of transaction* | 2019-20 | 2018-19 |
| 18 | Reimbursement of expenses to | | |
| | Larsen & Toubro Limited | - | 0.11 |
| 19 | Interest on security deposit | | |
| | L&T Financial Consultants Limited | - | 0.43 |
| 20 | Interest on non convertible debenture (Borrowings) | | |
| | L&T Infrastructure Finance Company Limited | 1.32 | - |
| | Larsen & Toubro Limited | 6.15 | - |
| 21 | Processing fees sharing on sale of loan portfolio | | |
| | L&T Infra Debt Fund Limited | 0.08 | - |
| | L&T Infrastructure Finance Company Limited | 12.69 | - |
| | L&T Housing Finance Limited | 1.97 | - |
| 22 | Interim dividend | | |
| | L&T Finance Holdings Limited | 183.90 | 191.90 |

23 Compensation Paid to Key Managerial Personnel**

| Name of Key Management Personnel | 2019-20 | | | | 2018-19 | | | |
|----------------------------------|------------------------------|--------------------------|--------------------------|-------|------------------------------|--------------------------|--------------------------|-------|
| | Short-Term employee benefits | Post Employment Benefits | Other Long Term Benefits | Total | Short-Term employee benefits | Post Employment Benefits | Other Long Term Benefits | Total |
| Mr. Sunil Prabhune | 3.82 | - | 0.13 | 3.95 | 2.32 | - | - | 2.32 |
| Mr. P. V. Bhide | 0.17 | - | - | 0.17 | 0.19 | - | - | 0.19 |
| Mr. D. R. Dongra | - | - | - | - | 0.02 | - | - | 0.02 |
| Mr. Mannil Venugopalan | - | - | - | - | 0.05 | - | - | 0.05 |
| Dr (Mrs). Rajni R Gupte | 0.17 | - | - | 0.17 | 0.20 | - | - | 0.20 |
| Mr. Prabhakar B. | - | - | - | - | 0.02 | - | - | 0.02 |
| Mr. Ashish Kotecha | - | - | - | - | 0.11 | - | - | 0.11 |
| Mr. Rishi Mandawat | 0.12 | - | - | 0.12 | - | - | - | - |

L&T Finance Limited
Notes forming part of the consolidated financial statements

(c) Amount due to/from related parties:

| | | ₹ in crore | |
|-----------|---|---------------------|---------------------|
| S. No. | Nature of transactions | As at March 31,2020 | As at March 31,2019 |
| 1 | Inter corporate borrowings | | |
| | L&T Finance Holdings Limited | 787.84 | 165.89 |
| | L&T Capital Company Limited | - | 3.15 |
| | L&T Housing Finance Limited | 70.00 | - |
| | L&T Investment Management Limited | 27.80 | - |
| 2 | Interest accrued on inter corporate borrowings | | |
| | L&T Finance Holdings Limited | 1.71 | 0.22 |
| | L&T Capital Company Limited | - | 0.10 |
| | L&T Housing Finance Limited | 0.01 | - |
| | L&T Investment Management Limited | 0.01 | - |
| 3 | Investment in equity share | | |
| | L&T Infra Debt Fund Limited | 341.36 | 281.16 |
| 4 | Non convertible debenture (Borrowings) | | |
| | Larsen & Toubro Limited | 40.45 | - |
| | L&T Infrastructure Finance Company Limited | 25.00 | - |
| 5 | Interest accrued on non convertible debenture (Borrowings) | | |
| | Larsen & Toubro Limited | 0.81 | - |
| | L&T Infrastructure Finance Company Limited | 5.49 | - |
| 6 | Rent deposit | | |
| | L&T Financial Consultants Limited | 8.46 | 7.89 |
| 7 | Account payable | | |
| | L&T Finance Holdings Limited | - | 3.47 |
| | L&T Infrastructure Finance Company Limited | - | 0.02 |
| | L&T Capital Company Limited | - | ***0.00 |
| | L&T Financial Consultants Limited | - | 0.03 |
| | L&T Infra Debt Fund Limited | - | 0.35 |
| 8 | Account receivable | | |
| | Larsen & Toubro Limited | 2.66 | 3.03 |
| | L&T Finance Holdings Limited | 7.45 | - |
| | L&T Investment Management Limited | 0.03 | 0.40 |
| | L&T Capital Markets Limited | - | 2.44 |
| | L&T Housing Finance Limited | 10.01 | 5.76 |
| | L&T Financial Consultants Limited | 0.05 | - |
| 9 | Security deposit payable | | |
| | L&T Investment Management Limited | 0.22 | 0.22 |
| 10 | Interim dividend payable | | |
| | L&T Finance Holdings Limited | - | 191.90 |
| 11 | Brand license fees payable | | |
| | Larsen & Tourbo Limited | 22.39 | 47.87 |

* Transactions shown above are excluding GST, if any.

** Managerial Remuneration excludes provision for gratuity, pension and compensated absences, since it is provided on actuarial basis for the company as a whole.

*** Amount less than ₹ 1 lakh.

L&T Finance Limited
Balance Sheet as at March 31, 2020

| | | ₹ in crore | |
|---|----------|-------------------------|-------------------------|
| Particulars | Note No. | As at March 31, 2020 | As at March 31, 2019 |
| A. ASSETS: | | | |
| 1. Financial assets | | | |
| (a) Cash and cash equivalents | 2 | 2,717.76 | 1,530.51 |
| (b) Bank balance other than (a) above | 3 | 684.56 | 30.57 |
| (c) Derivative financial instruments | 4 | 141.74 | 7.20 |
| (d) Receivables | 5 | | |
| (i) Trade receivables | | 18.85 | 11.50 |
| (ii) Other receivables | | 35.83 | 18.95 |
| (e) Loans | 6 | 43,891.22 | 47,113.67 |
| (f) Investments | 7 | 3,077.45 | 4,684.30 |
| (g) Other financial assets | 8 | 66.41 | 107.54 |
| | | <u>50,633.82</u> | <u>53,504.24</u> |
| 2. Non-financial assets | | | |
| (a) Current tax assets (net) | | 194.76 | 77.78 |
| (b) Deferred tax assets (net) | | 819.01 | 727.21 |
| (c) Property, plant and equipment | 9 | 35.31 | 49.34 |
| (d) Intangible assets under development | 10 | 44.56 | 18.48 |
| (e) Goodwill | 10 | 565.70 | 1,131.41 |
| (f) Other intangible assets | 10 | 134.67 | 214.71 |
| (g) Right of use assets | | 25.95 | - |
| (h) Other non-financial assets | 11 | 122.94 | 113.55 |
| | | <u>1,842.00</u> | <u>2,332.48</u> |
| Total Assets | | <u><u>52,576.72</u></u> | <u><u>55,836.72</u></u> |
| B. LIABILITIES AND EQUITY : | | | |
| 1. LIABILITIES | | | |
| a. Financial liabilities | | | |
| (a) Payables | 12 | | |
| (i) Trade payables | | - | - |
| (i) total outstanding dues of micro enterprises and small enterprises | | - | - |
| (ii) total outstanding dues of creditors other than micro enterprises and small enterprises | | 31.40 | 86.03 |
| (ii) Other payables | | - | - |
| (i) total outstanding dues of micro enterprises and small enterprises | | - | - |
| (ii) total outstanding dues of creditors other than micro enterprises and small enterprises | | - | 13.11 |
| (b) Debt securities | 13 | 16,481.87 | 23,071.60 |
| (c) Borrowings (other than debt securities) | 14 | 25,628.83 | 22,139.86 |
| (d) Subordinated liabilities | 15 | 1,141.75 | 1,124.42 |
| (e) Lease liabilities | | 29.29 | - |
| (f) Other financial liabilities | 16 | 243.85 | 406.66 |
| | | <u>43,556.99</u> | <u>46,841.68</u> |
| b. Non-financial liabilities | | | |
| (a) Current tax liabilities (net) | | 95.43 | 20.51 |
| (b) Provisions | 17 | 28.17 | 21.74 |
| (c) Other non-financial liabilities | 18 | 2.54 | 52.36 |
| | | <u>126.14</u> | <u>94.61</u> |
| 2. Equity | | | |
| (a) Equity share capital | 19 | 1,599.14 | 1,599.14 |
| (b) Other equity | 20 | 7,294.45 | 7,301.29 |
| | | <u>8,893.59</u> | <u>8,900.43</u> |
| Total Liabilities and Equity | | <u><u>52,576.72</u></u> | <u><u>55,836.72</u></u> |
| Significant accounting policies | 1 | | |
| See accompanying notes forming part of the financial statements: | 2 to 53 | | |

In terms of our report attached.
For DELOITTE HASKINS & SELLS LLP
Chartered Accountants

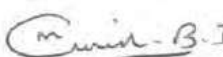


Rupen K. Bhatt
Partner

For and on behalf of the board of directors of
L&T Finance Limited



Dinanath Dughashi
Chairperson
DIN : 03545900



Manish Jethwa
Head Accounts
Chief Financial Officer



Gulfran Ahmed Siddiqui
Company Secretary

Place : Mumbai
Date : May 29, 2020

Place : Mumbai
Date : May 14, 2020

L&T Finance Limited
Statement of Profit and Loss for the year ended March 31, 2020

| ₹ in crore | | | |
|---|----------|------------------------------|------------------------------|
| Particulars | Note No. | Year ended March 31, 2020 | Year ended March 31, 2019 |
| Revenue from operations | | | |
| (i) Interest income | 21 | 8,184.41 | 7,011.72 |
| (ii) Rental income | 22 | 9.04 | 18.84 |
| (iii) Fees and commission income | 23 | 210.10 | 152.25 |
| (iv) Net gain on fair value changes | 24 | 42.55 | - |
| I Total revenue from operations | | 8,446.11 | 7,182.81 |
| II Other income | 25 | 234.19 | 199.78 |
| III Total income (I + II) | | 8,680.30 | 7,382.59 |
| Expenses | | | |
| (i) Finance costs | 26 | 3,767.85 | 3,327.92 |
| (ii) Net loss on fair value changes | 24 | - | 8.62 |
| (iii) Net loss on derecognition of financial instruments under amortised cost category | 27 | 231.32 | 324.97 |
| (iv) Impairment on financial instruments | 28 | 1,767.69 | 637.06 |
| (v) Employee benefits expenses | 29 | 766.03 | 548.31 |
| (vi) Depreciation, amortisation and impairment | 30 | 701.21 | 690.93 |
| (vii) Other expenses | 31 | 632.19 | 541.70 |
| IV Total expenses (IV) | | 7,866.34 | 6,079.51 |
| V Profit before tax (III - IV) | | 813.96 | 1,303.08 |
| VI Tax expense | | | |
| (1) Current tax | | 507.98 | 488.47 |
| (2) Deferred tax | | (263.65) | (31.35) |
| VII Profit before impact of change in the rate on opening deferred tax (V-VI) | | 569.69 | 845.96 |
| VIII Impact of change in the rate on opening deferred tax (Refer note 46) | | 203.40 | - |
| IX Profit for the year (VII + VIII) | | 366.29 | 845.96 |
| X Other comprehensive income | | | |
| A. (i) Items that will not be reclassified to profit or loss | | | |
| a) Remeasurements of the defined benefit plans | | (4.49) | (1.54) |
| b) Change in fair value of equity instruments measured at fair value through other comprehensive income | | (56.15) | - |
| (ii) Income tax relating to items that will not be reclassified to profit or loss | | 1.13 | 0.54 |
| Subtotal (A) | | (59.52) | (1.00) |
| B. (i) Items that will be reclassified to profit or loss | | | |
| a) Change in fair value of debt instruments measured at fair value through other comprehensive income | | (1.47) | (0.37) |
| b) The effective portion of gains and loss on hedging instruments in a cash flow hedge | | (118.11) | - |
| (ii) Income tax relating to items that will be reclassified to profit or loss | | 29.73 | - |
| Subtotal (B) | | (89.85) | (0.37) |
| Total other comprehensive income (A+B) | | (149.37) | (1.37) |
| XI Total comprehensive income for the year (IX+X) | | 216.92 | 844.59 |
| XII Earnings per equity share: | 37 | | |
| Basic earnings per equity share (₹) | | 2.29 | 5.29 |
| Diluted earnings per equity share (₹) | | 2.29 | 5.29 |
| Significant accounting policies | 1 | | |
| See accompanying notes forming part of the financial statements | 2 to 53 | | |

In terms of our report attached,
For DELOITTE HASKINS & SELLS LLP
Chartered Accountants

Rupen K. Binatt
Partner

For and on behalf of the board of directors of
L&T Finance Limited

Dinanath Dubhashi
Chairperson
DIN : 03545900

Manish Jethwa
Head Accounts
Chief Financial Officer

Gulran Ahmed Siddiqui
Company Secretary

Place : Mumbai
Date : May 29, 2020

Place : Mumbai
Date : May 14, 2020

L&T Finance Limited
Statement of Cash Flow for the year ended March 31, 2020

| | ₹ in crore | |
|---|------------------------------|------------------------------|
| | Year ended March 31, 2020 | Year ended March 31, 2019 |
| A. Cash flows from operating activities : | | |
| Profit before tax for the year | 813.96 | 1,303.08 |
| Adjustments for: | | |
| Net loss on sale of property, plant and equipment | 2.66 | 7.62 |
| Net (gain)/Loan arising on financial assets (investments) measured at fair value through profit or loss | (104.38) | (47.91) |
| Net loss on derecognition of financial instruments under amortised cost category | 231.32 | 324.97 |
| Impairment on financial instruments | 1,767.69 | 637.06 |
| Net (gain)/Loan arising on financial assets (Loans) measured at fair value through profit or loss | 61.82 | 63.81 |
| Depreciation, amortisation and impairment | 701.21 | 690.93 |
| Operating profit before working capital changes | <u>3,474.28</u> | <u>2,979.56</u> |
| Changes in working capital | | |
| Adjustments for increase/(decrease) in operating liabilities | | |
| Other financial liabilities | (6.62) | (43.71) |
| Lease liabilities | 29.29 | - |
| Provisions | 1.94 | 9.91 |
| Trade and other payables | (67.74) | (24.33) |
| Other non-financial liabilities | (10.41) | (21.18) |
| Adjustments for (increase)/decrease in operating assets | | |
| Other non-financial assets | (41.00) | (11.46) |
| Right of use assets | (33.75) | - |
| Other financial assets | 83.00 | (109.46) |
| Trade and other receivables | (33.00) | (16.21) |
| Cash generated from operations | <u>3,395.99</u> | <u>2,763.12</u> |
| Direct taxes refund/(paid) (net) | (549.98) | (380.16) |
| Loans disbursed (net of repayments) | <u>1,420.98</u> | <u>(9,943.66)</u> |
| Net cash used in operating activities (A) | <u><u>4,266.99</u></u> | <u><u>(7,560.70)</u></u> |
| B. Cash flows from investing activities : | | |
| Change in other bank balance not available for immediate use | (653.99) | 13.33 |
| Purchase of property, plant and equipment | (9.55) | (21.35) |
| Proceeds from sale of property, plant and equipment | 3.56 | 11.30 |
| Purchase of intangible assets | (54.22) | (46.15) |
| Purchase of investments | (1,433.30) | (2,761.95) |
| Proceeds on sale of investments | <u>2,823.91</u> | <u>659.01</u> |
| Net cash (used in)/generated from by investing activities (B) | <u><u>676.41</u></u> | <u><u>(2,145.81)</u></u> |
| C. Cash flows from financing activities | | |
| Proceeds from borrowings | 15,977.40 | 17,822.06 |
| Repayment of borrowings | (19,280.51) | (6,933.70) |
| Dividend paid | (375.80) | - |
| Additional tax on dividend | (77.24) | - |
| Net cash (used in)/generated from financing activities (C) | <u><u>(3,756.15)</u></u> | <u><u>10,888.36</u></u> |
| Net increase in cash and cash equivalents (A+B+C) | <u><u>1,187.25</u></u> | <u><u>1,181.85</u></u> |
| Cash and cash equivalents at beginning of the year | 1,530.51 | 348.66 |
| Cash and cash equivalents at the end of the year | <u>2,717.76</u> | <u>1,530.51</u> |
| Net increase in cash and cash equivalents | <u><u>1,187.25</u></u> | <u><u>1,181.85</u></u> |

37

L&T Finance Limited
Statement of Cash Flow for the year ended March 31, 2020

Notes:

1. Statement of cash flows has been prepared under the indirect method as set out in the Ind AS 7 "Statement of Cash Flows" as specified in the Companies (Indian Accounting Standards) Rules, 2015, as amended.
2. Purchase of fixed assets represents additions to property, plant and equipment and other intangible assets adjusted for movement of (a) capital-work-in-progress for property, plant and equipment and (b) intangible assets under development during the year.
3. Net cash used in investing activity exclude investments aggregating to ₹ Nil crore (Previous period ₹2.25 crore) acquired against claims.
4. Net cash used in operating activity is determined after adjusting the following:

| | Year ended March 31, 2020 | Year ended March 31, 2019 |
|---|------------------------------|------------------------------|
| Interest received | 7,775.74 | 6,760.36 |
| Interest paid | 3,688.66 | 3,286.92 |
| Significant accounting policies | 1 | |
| See accompanying notes forming part of the financial statements | 2 to 53 | |


In terms of our report attached.

For DELOITTE HASKINS & SELLS LLP
Chartered Accountants

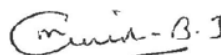


Rupen K. Bhatt
Partner

For and on behalf of the board of directors of
L&T Finance Limited



Dinanath Dubhashi
Chairperson
DIN : 03545900



Manish Jethwa
Head Accounts
Chief Financial Officer



Gufran Ahmad Siddiqui
Company Secretary

Place : Mumbai
Date : May 29, 2020

Place : Mumbai
Date : May 14, 2020

L&T Finance Limited
Notes forming part of the financial statements

Note: 32 Disclosure pursuant to Ind AS 24 "Related Party Disclosures"

(a) List of Related Parties (with whom transactions were carried out during current or previous year)

- A. Ultimate Holding Company
 - 1. Larsen & Toubro Limited
- B. Holding Company
 - 2. L&T Finance Holdings Limited
- C. Fellow Subsidiary Companies
 - 3. L&T Infrastructure Finance Company Limited
 - 4. Larsen & Toubro Infotech Limited
 - 5. L&T Capital Company Limited
 - 6. L&T Capital Markets Limited
 - 7. L&T Housing Finance Limited
 - 8. L&T Investment Management Limited
 - 9. L&T Financial Consultants Limited
 - 10. L&T Infra Investment Partners Advisory Private Limited
- D. Associate
 - 11. L&T Infra Debt Fund Limited
- E. Key Management Personnel
 - 12. Mr. Dinanath Dubhashi
 - 13. Mr. Sunil Prabhune
 - 14. Mr. P. V. Bhide
 - 15. Mr. D. R. Dongra (Ceased to be a Director with effect from June 06, 2018)
 - 16. Mr. Mannil Venugopalan (Ceased to be a Director with effect from June 11, 2018)
 - 17. Dr (Mrs). Rajni R Gupta
 - 18. Mr. Prabhakar B. (Ceased to be a Director with effect from May 30, 2018)
 - 19. Mr. Ashish Kotecha (Ceased to be a Director with effect from April 28, 2019)
 - 20. Mr. Rishi Mandawat (Appointed as Director with effect from April 28, 2019)

(b) Disclosure of related party transactions :

| | | ₹ in crore | |
|----------|--|------------|----------|
| Sr. No. | Nature of transaction* | 2019-20 | 2018-19 |
| 1 | Inter corporate deposits borrowed | | |
| | Larsen & Toubro Limited | - | 2,000.00 |
| | L&T Finance Holdings Limited | 9,034.37 | 8,036.51 |
| | L&T Infrastructure Finance Company Limited | 200.00 | 410.00 |
| | L&T Housing Finance Limited | 195.00 | 100.00 |
| | L&T Capital Company Limited | 1.20 | 5.97 |
| | L&T Investment Management Limited | 628.13 | 133.25 |
| | L&T Capital Markets Limited | 61.90 | 155.82 |
| | L&T Infra Investment Partners Advisory Private Limited | - | 61.26 |
| 2 | Inter corporate deposits repaid | | |
| | Larsen & Toubro Limited | - | 2,000.00 |
| | L&T Finance Holdings Limited | 8,412.41 | 8,529.96 |
| | L&T Infrastructure Finance Company Limited | 200.00 | 410.00 |
| | L&T Housing Finance Limited | 125.00 | 100.00 |
| | L&T Capital Company Limited | 4.35 | 9.19 |
| | L&T Investment Management Limited | 600.33 | 133.25 |
| | L&T Capital Markets Limited | 61.90 | 155.82 |
| | L&T Infra Investment Partners Advisory Private Limited | - | 61.26 |
| 3 | Interest expense on inter corporate deposits | | |
| | Larsen & Toubro Limited | - | 16.57 |
| | L&T Finance Holdings Limited | 27.51 | 95.08 |
| | L&T Infrastructure Finance Company Limited | 0.16 | 0.35 |
| | L&T Housing Finance Limited | 0.05 | 0.02 |
| | L&T Capital Company Limited | 0.13 | 0.36 |
| | L&T Investment Management Limited | 0.69 | 0.26 |
| | L&T Capital Markets Limited | 0.06 | 0.67 |
| | L&T Infra Investment Partners Advisory Private Limited | - | 0.27 |

mj

L&T Finance Limited
Notes forming part of the financial statements

(b) Disclosure of related party transactions :

₹ in crore

| Sr. No. | Nature of transaction* | 2019-20 | 2018-19 |
|---------|--|----------|----------|
| 4 | Inter corporate deposits given | | |
| | L&T Infrastructure Finance Company Limited | 1,782.00 | 75.00 |
| | L&T Housing Finance Limited | - | 12.57 |
| | L&T Financial Consultants Limited | 161.64 | - |
| 5 | Inter corporate deposits received back | | |
| | L&T Infrastructure Finance Company Limited | 1,782.00 | 75.00 |
| | L&T Housing Finance Limited | - | 12.57 |
| | L&T Financial Consultants Limited | 161.64 | - |
| 6 | Interest received on inter corporate deposits | | |
| | L&T Infrastructure Finance Company Limited | 10.65 | 0.04 |
| | L&T Housing Finance Limited | - | 0.02 |
| | L&T Financial Consultants Limited | 0.43 | - |
| 7 | Portfolio related transaction | | |
| | L&T Housing Finance Limited | 0.58 | 0.57 |
| 8 | Corporate support charges paid to | | |
| | L&T Finance Holdings Limited | 12.92 | 7.36 |
| 9 | Branch sharing cost paid to | | |
| | Larsen & Toubro Limited | - | 0.00 |
| | L&T Financial Consultants Limited | 24.11 | 24.28 |
| | L&T Investment Management Limited | 0.21 | 0.05 |
| | L&T Housing Finance Limited | 0.49 | 0.08 |
| 10 | Branch sharing cost recovered from | | |
| | L&T Infrastructure Finance Company Limited | 0.18 | 0.23 |
| | Larsen & Toubro Limited | - | 0.05 |
| | L&T Investment Management Limited | 2.29 | 2.38 |
| | L&T Capital Markets Limited | 0.56 | 0.74 |
| | L&T Housing Finance Limited | 4.11 | 3.06 |
| 11 | IT/Professional fees paid to | | |
| | Larsen & Toubro Limited | 5.45 | 7.63 |
| | Larsen & Toubro Infotech Limited | 3.20 | 1.19 |
| 12 | Sale/Assignment of loan portfolio to | | |
| | L&I Infra Debt Fund Limited | 39.86 | 248.03 |
| | L&T Infrastructure Finance Company Limited | 2,919.85 | 1,514.86 |
| | L&T Housing Finance Limited | 183.54 | - |
| 13 | Purchase of loan portfolio from | | |
| | L&T Housing Finance Limited | - | 1,769.38 |
| | L&T Infrastructure Finance Company Limited | - | 120.02 |
| 14 | Brand license fees paid to | | |
| | Larsen & Toubro Limited | 21.12 | 45.16 |
| 15 | Expenses on employee stock option plan | | |
| | L&T Finance Holdings Limited | 44.66 | 25.91 |
| 16 | Corporate support charges recovered | | |
| | L&T Infra Investment Partners Advisory Private Limited | 0.84 | - |
| 17 | Service cost for loan portfolio | | |
| | L&T Housing Finance Limited | - | 0.30 |



L&T Finance Limited
Notes forming part of the financial statements

(b) Disclosure of related party transactions :

| | | ₹ in crore | |
|---------|--|------------|---------|
| Sr. No. | Nature of transaction* | 2019-20 | 2018-19 |
| 18 | Reimbursement of expenses to | | |
| | Larsen & Toubro Limited | - | 0.11 |
| 19 | Interest on security deposit | | |
| | L&T Financial Consultants Limited | - | 0.43 |
| 20 | Interest on non convertible debenture (Borrowings) | | |
| | L&T Infrastructure Finance Company Limited | 1.32 | - |
| | Larsen & Toubro Limited | 6.15 | - |
| 21 | Processing fees sharing on sale of loan portfolio | | |
| | L&T Infra Debt Fund Limited | 0.08 | - |
| | L&T Infrastructure Finance Company Limited | 12.69 | - |
| | L&T Housing Finance Limited | 1.97 | - |
| 22 | Interim dividend | | |
| | L&T Finance Holdings Limited | 183.90 | 191.90 |

23 Compensation Paid to Key Managerial Personnel**

| | | ₹ in crore | | | | | | | |
|----------------------------------|------------------------------|--------------------------|--------------------------|-------|------------------------------|--------------------------|--------------------------|-------|--|
| Name of Key Management Personnel | 2019-20 | | | | 2018-19 | | | | |
| | Short-Term employee benefits | Post Employment Benefits | Other Long Term Benefits | Total | Short-Term employee benefits | Post Employment Benefits | Other Long Term Benefits | Total | |
| Mr. Sunil Prabhune | 3.82 | - | 0.13 | 3.95 | 2.32 | - | - | 2.32 | |
| Mr. P. V. Bhide | 0.17 | - | - | 0.17 | 0.19 | - | - | 0.19 | |
| Mr. D. R. Dongra | - | - | - | - | 0.02 | - | - | 0.02 | |
| Mr. Mannil Venugopalan | - | - | - | - | 0.05 | - | - | 0.05 | |
| Dr (Mrs). Rajni R Gupte | 0.17 | - | - | 0.17 | 0.20 | - | - | 0.20 | |
| Mr. Prabhakar B. | - | - | - | - | 0.02 | - | - | 0.02 | |
| Mr. Ashish Kotecha | - | - | - | - | 0.11 | - | - | 0.11 | |
| Mr. Rishi Mandawat | 0.12 | - | - | 0.12 | - | - | - | - | |

34

L&T Finance Limited
Notes forming part of the financial statements

(c) Amount due to/from related parties:

₹ in crore

| S. No. | Nature of transactions | As at March 31,2020 | As at March 31,2019 |
|-----------|---|---------------------|---------------------|
| 1 | Inter corporate borrowings | | |
| | L&T Finance Holdings Limited | 787.84 | 165.89 |
| | L&T Capital Company Limited | - | 3.15 |
| | L&T Housing Finance Limited | 70.00 | - |
| | L&T Investment Management Limited | 27.80 | - |
| 2 | Interest accrued on inter corporate borrowings | | |
| | L&T Finance Holdings Limited | 1.71 | 0.22 |
| | L&T Capital Company Limited | - | 0.10 |
| | L&T Housing Finance Limited | 0.01 | - |
| | L&T Investment Management Limited | 0.01 | - |
| 3 | Investment in equity share | | |
| | L&T Infra Debt Fund Limited | 176.50 | 176.50 |
| 4 | Non convertible debenture (Borrowings) | | |
| | Larsen & Toubro Limited | 40.45 | - |
| | L&T Infrastructure Finance Company Limited | 25.00 | - |
| 5 | Interest accrued on non convertible debenture (Borrowings) | | |
| | Larsen & Toubro Limited | 0.81 | - |
| | L&T Infrastructure Finance Company Limited | 5.49 | - |
| 6 | Rent deposit | | |
| | L&T Financial Consultants Limited | 8.46 | 7.89 |
| 7 | Account payable | | |
| | L&T Finance Holdings Limited | - | 3.47 |
| | L&T Infrastructure Finance Company Limited | - | 0.02 |
| | L&T Capital Company Limited | - | ***0.00 |
| | L&T Financial Consultants Limited | - | 0.03 |
| | L&T Infra Debt Fund Limited | - | 0.35 |
| 8 | Account receivable | | |
| | Larsen & Toubro Limited | 2.66 | 3.03 |
| | L&T Finance Holdings Limited | 7.45 | - |
| | L&T Investment Management Limited | 0.03 | 0.40 |
| | L&T Capital Markets Limited | - | 2.44 |
| | L&T Housing Finance Limited | 10.01 | 5.76 |
| | L&T Financial Consultants Limited | 0.05 | - |
| 9 | Security deposit payable | | |
| | L&T Investment Management Limited | 0.22 | 0.22 |
| 10 | Interim dividend payable | | |
| | L&T Finance Holdings Limited | - | 191.90 |
| 11 | Brand license fees payable | | |
| | Larsen & Tourbo Limited | 22.39 | 47.87 |

* Transactions shown above are excluding GST, if any.

** Managerial Remuneration excludes provision for gratuity, pension and compensated absences, since it is provided on actuarial basis for the company as a whole.

*** Amount less than ₹ 1 lakh.




L&T Finance Limited
Consolidated Balance Sheet as at March 31, 2019

| | | ₹ in crore | | |
|---|----------|----------------------|----------------------|----------------------|
| Particulars | Note No. | As at March 31, 2019 | As at March 31, 2018 | As at April 01, 2017 |
| A. ASSETS: | | | | |
| 1. Financial assets | | | | |
| (a) Cash and cash equivalents | 2 | 1,530.51 | 548.66 | 254.82 |
| (b) Bank balance other than (a) above | 3 | 30.57 | 43.90 | 22.57 |
| (c) Derivative financial instruments | 4 | 7.20 | - | - |
| (d) Receivables | 5 | | | |
| (i) Trade receivables | | 11.50 | 9.12 | 10.29 |
| (ii) Other receivables | | 18.95 | 5.12 | 1.09 |
| (e) Loans | 6 | 47,113.67 | 38,198.40 | 28,611.45 |
| (f) Investments | 7 | 4,788.95 | 2,522.48 | 3,162.73 |
| (g) Other financial assets | 8 | 107.54 | 74.67 | 59.68 |
| | | 53,608.90 | 41,202.35 | 32,162.63 |
| 2. Non-financial assets | | | | |
| (a) Current tax assets (net) | | 77.73 | 186.09 | 104.73 |
| (b) Deferred tax assets (net) | | 727.21 | 695.33 | 433.43 |
| (c) Property, plant and equipment | 9 | 49.34 | 74.53 | 160.25 |
| (d) Intangible assets under development | 10 | 18.48 | 9.23 | - |
| (e) Goodwill | 10 | 1,131.41 | 1,697.11 | 2,262.81 |
| (f) Other Intangible assets | 10 | 214.71 | 277.54 | 358.63 |
| (g) Other non-financial assets | 11 | 113.55 | 100.00 | 55.84 |
| | | 2,332.48 | 3,039.83 | 3,375.69 |
| Total ASSETS | | 55,941.38 | 44,242.18 | 35,538.32 |
| B. LIABILITIES AND EQUITY : | | | | |
| 1. LIABILITIES | | | | |
| a. Financial liabilities | | | | |
| (a) Derivative financial instruments | 4 | - | 0.10 | 6.65 |
| (b) Payables | 12 | | | |
| (i) Trade payables | | | | |
| (i) total outstanding dues of micro enterprises and small enterprises | | - | - | - |
| (ii) total outstanding dues of creditors other than micro enterprises and small enterprises | | 85.03 | 106.09 | 79.76 |
| (ii) Other payables | | | | |
| (i) total outstanding dues of micro enterprises and small enterprises | | - | - | - |
| (ii) total outstanding dues of creditors other than micro enterprises and small enterprises | | 13.11 | 14.38 | 10.57 |
| (c) Debt securities | 13 | 23,071.60 | 16,980.60 | 17,117.95 |
| (d) Borrowings (other than debt securities) | 14 | 22,139.86 | 17,353.47 | 10,059.78 |
| (e) Subordinated liabilities | 15 | 1,124.42 | 1,124.35 | 1,190.42 |
| (f) Other financial liabilities | 16 | 406.66 | 239.14 | 218.56 |
| | | 46,841.68 | 35,821.13 | 28,683.70 |
| b. Non-financial liabilities | | | | |
| (a) Current tax liabilities (net) | | 20.51 | 20.51 | - |
| (b) Provisions | 17 | 21.74 | 11.83 | 11.50 |
| (c) Other non-financial liabilities | 18 | 52.36 | 34.10 | 39.48 |
| | | 94.61 | 66.44 | 50.98 |
| 2. Equity | | | | |
| (a) Equity share capital | 19 | 1,598.14 | 1,599.14 | 1,440.05 |
| (b) Other equity | 20 | 7,405.95 | 6,755.47 | 5,363.59 |
| | | 9,005.09 | 8,354.61 | 6,803.64 |
| Total Liabilities and Equity | | 55,941.38 | 44,242.18 | 35,538.32 |
| Significant accounting policies | 1 | | | |
| See accompanying notes forming part of the consolidated financial statements | 2 to 48 | | | |

In terms of our report attached,
For DELOITTE HASKINS & SELLS LLP
Chartered Accountants


Sanjiv V. Pilgaonkar
Partner

For and on behalf of the board of directors of
L&T Finance Limited


Dinanath Dubhashi
Chairperson
DIN : 03545900


Manish Jethwa
Head Accounts
Chief Financial Officer


Gufran Ahmed Siddiqui
Company Secretary


Place : Mumbai
Date : April 28, 2019

Place : Mumbai
Date : April 28, 2019

L&T Finance Limited
Consolidated Statement of Profit and Loss for the year ended March 31, 2019


| ₹ in crore | | | |
|---|----------|------------------------------|------------------------------|
| Particulars | Note No. | Year ended March 31, 2019 | Year ended March 31, 2018 |
| Revenue from operations | | | |
| (i) Interest income | 21 | 7,011.72 | 4,968.14 |
| (ii) Rental income | 22 | 18.84 | 37.23 |
| (iii) Fees and commission income | 23 | 152.25 | 65.71 |
| I Total revenue from operations | | 7,182.81 | 5,071.08 |
| II Other income | 25 | 199.78 | 0.35 |
| III Total income (I + II) | | 7,382.59 | 5,071.43 |
| Expenses | | | |
| (i) Finance costs | 26 | 3,327.92 | 2,505.55 |
| (ii) Net loss on fair value changes | 24 | 8.62 | 0.69 |
| (iii) Net loss on derecognition of financial instruments under amortised cost category | 27 | 324.97 | 419.13 |
| (iv) Impairment on financial instruments | 28 | 637.06 | 730.69 |
| (v) Employee benefits expenses | 29 | 548.31 | 205.87 |
| (vi) Depreciation, amortization and impairment | 9 & 30 | 690.93 | 693.24 |
| (vii) Other expenses | 30 | 541.70 | 362.58 |
| IV Total expenses (IV) | | 6,079.51 | 4,917.25 |
| V Profit before tax (III - IV) | | 1,303.08 | 153.68 |
| Tax expense | | | |
| (1) Current tax | | 488.47 | 297.02 |
| (2) Deferred tax | | (31.35) | (260.68) |
| VI Total tax expense | | 457.12 | 36.34 |
| VII Profit for the year (V - VI) | | 845.96 | 117.34 |
| VIII Add: Share in profits from associate company | | 37.24 | 39.31 |
| IX Profit for the year (VII + VIII) | | 883.20 | 156.65 |
| X Other comprehensive income | | | |
| A. (i) Items that will not be reclassified to profit or loss | | | |
| a) Remeasurements of the defined benefit plans (including share of associates) | | (1.55) | (0.21) |
| (ii) Income tax relating to items that will not be reclassified to profit or loss | | 0.54 | - |
| Subtotal (A) | | (1.01) | (0.21) |
| B. (i) Items that will be reclassified to profit or loss | | | |
| a) Change in fair value of debt instruments measured at fair value through other comprehensive income | | (0.37) | (6.22) |
| (ii) Income tax relating to items that will be reclassified to profit or loss | | - | 2.15 |
| Subtotal (B) | | (0.37) | (4.07) |
| Other comprehensive income (A+B) | | (1.38) | (4.28) |
| XI Total comprehensive income for the year (IX+X) | | 881.82 | 152.37 |
| XII Earnings per equity share | 35 | | |
| Basic earnings per equity share (₹) | | 5.52 | 1.08 |
| Diluted earnings per equity share (₹) | | 5.52 | 1.08 |
| Significant accounting policies | 1 | | |
| See accompanying notes forming part of the consolidated financial statements | 2 to 48 | | |

In terms of our report attached.
For DELOITTE HASKINS & SELLS LLP
Chartered Accountants


Sanjiv V. Pillgaonkar
Partner

For and on behalf of the board of directors of
L&T Finance Limited


Dinanath Dubhashi
Chairperson
DIN : 03545900


Manish Jethwa
Head Accounts
Chief Financial Officer


Gufran Ahmed Siddiqui
Company Secretary

Place : Mumbai
Date : April 28, 2019

Place : Mumbai
Date : April 28, 2019

L&T Finance Limited
Consolidated Statement of Cash Flow for the year ended March 31, 2019

| Particulars | ₹ in crore | |
|--|------------------------------|------------------------------|
| | Year ended March 31, 2019 | Year ended March 31, 2018 |
| A. Cash flows from operating activities : | | |
| Profit before tax for the year | 1,303.08 | 153.68 |
| Adjustments for: | | |
| Net loss on sale of property, plant and equipment | 7.62 | 5.47 |
| Net gain arising on financial assets (investments) measured at fair value through profit or loss | (47.91) | (18.55) |
| Net loss on derecognition of financial instruments under amortised cost category | 324.97 | 419.13 |
| Impairment on financial instruments | 637.06 | 730.69 |
| Fair value changes on loan assets | 63.81 | 17.51 |
| Depreciation, amortisation and impairment | 690.93 | 693.24 |
| (Gain)/loss on derivatives at fair value through profit or loss | (1.13) | (2.84) |
| Amortisation of borrowing issue costs included in finance cost | 4.51 | 8.00 |
| Operating profit before working capital changes | 2,982.94 | 2,006.33 |
| Changes in working capital | | |
| Adjustments for increase/(decrease) in operating liabilities | | |
| Other financial liabilities | (4.12) | 173.39 |
| Provisions | 9.91 | 0.33 |
| Trade and other payables | (24.33) | 33.14 |
| Other non-financial liabilities | (21.18) | (11.94) |
| Adjustments for (increase)/decrease in operating assets | | |
| Other non-financial assets | (11.46) | (44.16) |
| Other financial assets | (109.46) | (49.79) |
| Trade and other receivables | (16.21) | (2.86) |
| Cash generated from operations | 2,806.09 | 2,104.44 |
| Direct taxes refund/(paid) (net) | (380.16) | (356.95) |
| Loans disbursed (net of repayments) | (9,943.66) | (10,775.51) |
| Net cash used in operating activities (A) | (7,517.73) | (9,028.02) |
| B. Cash flows from investing activities : | | |
| Change in other bank balance not available for immediate use | 13.33 | (21.33) |
| Purchase of property, plant and equipment | (21.35) | (23.40) |
| Proceeds from sale of property, plant and equipment | 11.30 | 65.09 |
| Purchase of intangible assets | (46.15) | (23.05) |
| Purchase of investments | (2,761.95) | (1,568.89) |
| Proceeds on sale of investments | 659.01 | 2,325.00 |
| Net cash (used in)/generated from by investing activities (B) | (2,145.81) | 753.42 |
| C. Cash flows from financing activities | | |
| Proceeds from issue of equity shares (including securities premium) | - | 1,400.00 |
| Payment for share issue costs | - | (1.40) |
| Payment for issue costs | (42.97) | (2.67) |
| Proceeds from borrowings | 17,822.06 | 13,992.73 |
| Repayment of borrowings | (6,933.70) | (7,060.22) |
| Net cash generated from financing activities (C) | 10,845.39 | 8,328.44 |
| Net increase in cash and cash equivalents (A+B+C) | 1,181.85 | 53.84 |
| Cash and cash equivalents at beginning of the year | 348.66 | 294.82 |
| Cash and cash equivalents at the end of the year | 1,530.51 | 348.66 |
| Net increase in cash and cash equivalents | 1,181.85 | 53.84 |

me h

L&T Finance Limited
Consolidated Statement of Cash Flow for the year ended March 31, 2019

Notes:

1. Statement of cash flows has been prepared under the indirect method as set out in the Ind AS 7 "Statement of Cash Flows" as specified in the Companies (Indian Accounting Standards) Rules, 2015.
2. Purchase of fixed assets represents additions to property, plant and equipment and other intangible assets adjusted for movement of (a) capital-work-in-progress for property, plant and equipment and (b) intangible assets under development during the year.
3. Net cash used in investing activity exclude investments aggregating to ₹ 2.25 crore (Previous year ₹ 21.99 crore) acquired against claims.
4. Net cash used in operating activity is determined after adjusting the following:

| | Year ended March 31, 2019 | Year ended March 31, 2018 |
|-------------------|------------------------------|------------------------------|
| Interest received | 6,760.36 | 4,838.64 |
| Interest paid | 3,286.92 | 2,322.82 |


Significant accounting policies

1

See accompanying notes forming part of the consolidated financial statements

2 to 48

In terms of our report attached.

For DELOITTE HASKINS & SELLS LLP
Chartered Accountants

 Sanjiv V. Pilgaonkar
 Partner
For and on behalf of the board of directors of
L&T Finance Limited

 Dinanath Dubhashi
 Chairperson
 DIN : 03545900


 Manish Jethwa
 Head Accounts
 Chief Financial Officer


 Gufran Ahmed Siddiqui
 Company Secretary
Place : Mumbai
Date : April 28, 2019Place : Mumbai
Date : April 28, 2019

L&T Finance Limited
Notes forming part of the consolidated financial statements

Note: 31 Disclosure pursuant to Ind AS 24 "Related Party Disclosures"

(a) List of Related Parties (with whom transactions were carried out during current or previous year)

A. Ultimate Holding Company

1. Larsen & Toubro Limited

B. Holding Company

2. L&T Finance Holdings Limited

C. Fellow Subsidiary Companies

3. L&T Infrastructure Finance Company Limited
 4. L&T Infotech Limited
 5. L&T Capital Company Limited
 6. L&T Capital Markets Limited
 7. L&T Housing Finance Limited
 8. L&T Investment Management Limited
 9. L&T Financial Consultants Limited
 10. L&T Infra Investment Partners Advisory Private Limited

D. Associates

11. L&T Infra Debt Fund Limited

E. Key Management Personnel

12. Mr. Dinanath Dubhashi
 13. Mr. Sunil Prabhune
 14. Mr. P. V. Bhide
 15. Mr. D. R. Dongra

*(Appointed as Director with effect from July 24, 2017 and
 Ceased to be a Director with effect from June 06, 2018)*

(Ceased to be a Director with effect from June 11, 2018)

16. Mr. Mannil Venugopalan
 17. Dr (Mrs). Rajni R Gupte
 18. Mr. Prabhakar B.
 19. Mr. Ashish Kotecha
 20. Mr. Pavninder Singh

(Ceased to be a Director with effect from May 30, 2018)

(Appointed as Director with effect from July 14, 2017)

(Ceased to be a Director with effect from July 24, 2017)

(b) Disclosure of related party transactions :

₹ in crore

| Sr. No. | Nature of transaction* | 2018-19 | 2017-18 |
|----------|---|----------|----------|
| 1 | Inter corporate deposits borrowed | | |
| | Larsen & Toubro Limited | 2,000.00 | - |
| | L&T Finance Holdings Limited | 8,036.51 | 7,421.03 |
| | L&T Infrastructure Finance Company Limited | 410.00 | 1,370.00 |
| | L&T Housing Finance Limited | 100.00 | 636.00 |
| | L&T Capital Company Limited | 5.97 | 8.37 |
| | L&T Investment Management Limited | 133.25 | 967.94 |
| | L&T Capital Markets Limited | 155.82 | 134.46 |
| | L&T Infra Investment Partners Advisory Private Limited | 61.26 | 159.95 |
| 2 | Inter corporate deposits repaid (including interest) | | |
| | Larsen & Toubro Limited | 2,016.57 | - |
| | L&T Finance Holdings Limited | 8,626.02 | 6,992.97 |
| | L&T Infrastructure Finance Company Limited | 410.35 | 1,407.13 |
| | L&T Housing Finance Limited | 100.02 | 636.51 |
| | L&T Capital Company Limited | 9.67 | 10.02 |
| | L&T Investment Management Limited | 133.51 | 969.91 |
| | L&T Capital Markets Limited | 156.49 | 134.84 |
| | L&T Infra Investment Partners Advisory Private Limited | 61.53 | 160.70 |
| 3 | Interest expense on inter corporate deposits | | |
| | Larsen & Toubro Limited | 16.57 | - |
| | L&T Finance Holdings Limited | 95.08 | 31.29 |
| | L&T Infrastructure Finance Company Limited | 0.35 | 2.12 |
| | L&T Housing Finance Limited | 0.02 | 0.51 |
| | L&T Capital Company Limited | 0.36 | 0.64 |
| | L&T Investment Management Limited | 0.26 | 1.97 |
| | L&T Capital Markets Limited | 0.67 | 0.38 |
| | L&T Infra Investment Partners Advisory Private Limited | 0.27 | 0.75 |
| 4 | Inter corporate deposits given | | |
| | L&T Infrastructure Finance Company Limited | 75.00 | 100.00 |
| | L&T Housing Finance Limited | 12.57 | 5.65 |

mu

L&T Finance Limited
Notes forming part of the consolidated financial statements

(b) Disclosure of related party transactions :

₹ in crore

| Sr. No. | Nature of transaction* | 2018-19 | 2017-18 |
|---------|---|----------|----------|
| 5 | Inter corporate deposits received back (including interest) | | |
| | L&T Infrastructure Finance Company Limited | 75.04 | 100.02 |
| | L&T Housing Finance Limited | 12.59 | 5.66 |
| 6 | Interest received on inter corporate deposits | | |
| | L&T Infrastructure Finance Company Limited | 0.04 | 0.02 |
| | L&T Housing Finance Limited | 0.02 | 0.01 |
| 7 | Advisory fees received from | | |
| | Larsen & Toubro Limited | - | 0.13 |
| 8 | Portfolio related transaction | | |
| | L&T Housing Finance Limited | 0.57 | 0.58 |
| 9 | Investment in equity shares of | | |
| | L&T Infra Debt Fund Limited | - | 19.80 |
| 10 | Purchase of assets from | | |
| | L&T Capital Company Limited | - | 0.02 |
| 11 | Corporate support charges paid to | | |
| | L&T Finance Holdings Limited | 7.36 | 2.62 |
| 12 | Branch sharing cost paid to | | |
| | Larsen & Toubro Limited | 0.00 | 0.11 |
| | L&T Financial Consultants Limited | 24.28 | 23.36 |
| | L&T Investment Management Limited | 0.05 | - |
| | L&T Housing Finance Limited | 0.08 | - |
| 13 | Branch sharing cost recovered from | | |
| | L&T Infrastructure Finance Company Limited | 0.23 | 0.17 |
| | Larsen & Toubro Limited | 0.05 | 0.05 |
| | L&T Investment Management Limited | 2.38 | 1.77 |
| | L&T Capital Markets Limited | 0.74 | 0.64 |
| | L&T Housing Finance Limited | 3.06 | 3.04 |
| 14 | IT/Professional fees paid to | | |
| | Larsen & Toubro Limited | 7.63 | 6.13 |
| | L&T Infotech Limited | 1.19 | 2.15 |
| | L&T Finance Holdings Limited | - | 0.08 |
| 15 | Sale/Assignment of loan portfolio to | | |
| | L&T Infra Debt Fund Limited | 248.03 | 418.21 |
| | L&T Infrastructure Finance Company Limited | 1,514.86 | 662.12 |
| | L&T Housing Finance Limited | - | 735.85 |
| 16 | Purchase of loan portfolio from | | |
| | L&T Housing Finance Limited | 1,769.38 | - |
| | L&T Infrastructure Finance Company Limited | 120.02 | 963.00 |
| 17 | Purchase of investment from | | |
| | L&T Infrastructure Finance Company Limited | - | 330.00 |
| 18 | Brand license fees paid to | | |
| | Larsen & Toubro Limited | 45.16 | 14.73 |
| 19 | Expenses on employee stock option plan | | |
| | L&T Finance Holdings Limited | 25.91 | 15.39 |
| 20 | Equity capital infused (including share premium) | | |
| | L&T Finance Holdings Limited | - | 1,400.00 |
| 21 | Service cost for loan portfolio | | |
| | L&T Housing Finance Limited | 0.30 | - |
| 22 | Reimbursement of expenses to | | |
| | Larsen & Toubro Limited | 0.11 | - |

see ↓

L&T Finance Limited
Notes forming part of the consolidated financial statements

(b) Disclosure of related party transactions :

₹ in crore

| Sr. No. | Nature of transaction* | 2018-19 | 2017-18 |
|---------|-----------------------------------|---------|---------|
| 23 | Interest on security deposit | | |
| | L&T Financial Consultants Limited | 0.43 | 0.40 |
| 24 | Interim dividend | | |
| | L&T Finance Holdings Limited | 191.90 | - |

25 Compensation Paid to Key Managerial Personnel

₹ in crore

| Name of Key Management Personnel | 2018-19 | | | | 2017-18 | | | |
|----------------------------------|------------------------------|--------------------------|--------------------------|-------|------------------------------|--------------------------|--------------------------|-------|
| | Short-Term employee benefits | Post Employment Benefits | Other Long Term Benefits | Total | Short-Term employee benefits | Post Employment Benefits | Other Long Term Benefits | Total |
| Mr. Sunil Prabhune | 2.32 | - | - | 2.32 | 8.13 | - | - | 8.13 |
| Mr. P. V. Bhide | 0.19 | - | - | 0.19 | 0.18 | - | - | 0.18 |
| Mr. D. R. Dongra | 0.02 | - | - | 0.02 | 0.08 | - | - | 0.08 |
| Mr. Mannil Venugopalan | 0.05 | - | - | 0.05 | 0.15 | - | - | 0.15 |
| Dr (Mrs). Rajni R Gupte | 0.20 | - | - | 0.20 | 0.21 | - | - | 0.21 |
| Mr. Prabhakar B. | 0.02 | - | - | 0.02 | 0.11 | - | - | 0.11 |
| Mr. Ashish Kotecha | 0.11 | - | - | 0.11 | 0.09 | - | - | 0.09 |
| Mr. Pavninder Singh | - | - | - | - | 0.02 | - | - | 0.02 |

(c) Amount due to/from related parties:

₹ in crore

| S. No. | Nature of transactions | As at March 31,2019 | As at March 31,2018 | As at April 1,2017 |
|--------|--|---------------------|---------------------|--------------------|
| 1 | Inter corporate borrowings | | | |
| | L&T Finance Holdings Limited | 166.11 | 660.54 | 201.18 |
| | L&T Infrastructure Finance Company Limited | - | - | 35.01 |
| | L&T Capital Company Limited | 3.25 | 6.59 | 7.60 |
| 2 | Investment in equity share | | | |
| | L&T Infra Debt Fund Limited | 281.16 | 243.93 | 184.83 |
| 3 | Rent deposit | | | |
| | L&T Financial Consultants Limited | 7.89 | 3.81 | 3.81 |
| 4 | Account payable | | | |
| | L&T Finance Holdings Limited | 3.47 | 27.56 | 14.45 |
| | L&T Infrastructure Finance Company Limited | 0.02 | 0.14 | - |
| | L&T Investment Management Limited | - | 0.03 | - |
| | L&T Capital Company Limited | ***0.00 | ***0.00 | - |
| | L&T Capital Markets Limited | - | 0.07 | 0.70 |
| | L&T Housing Finance Limited | - | 0.19 | - |
| | L&T Financial Consultants Limited | 0.03 | 0.12 | - |
| | L&T Infra Debt Fund Limited | 0.35 | - | - |
| 5 | Account receivable | | | |
| | Larsen & Toubro Limited | 3.03 | 2.29 | 0.28 |
| | L&T Finance Holdings Limited | - | - | 0.03 |
| | L&T Infrastructure Finance Company Limited | - | 0.67 | 0.44 |
| | L&T Investment Management Limited | 0.40 | 0.56 | 0.10 |
| | L&T Capital Markets Limited | 2.44 | 0.16 | - |
| | L&T Housing Finance Limited | 5.76 | 0.83 | 0.24 |
| | L&T Financial Consultants Limited | - | 0.00 | - |
| 6 | Security deposit payable | | | |
| | L&T Investment Management Limited | 0.22 | 0.22 | 0.22 |
| 7 | Interim dividend payable | | | |
| | L&T Finance Holdings Limited | 191.90 | - | - |
| 8 | Brand license fees payable | | | |
| | Larsen & Tourbo Limited | 47.87 | 16.06 | - |

* Transactions shown above are excluding of GST, if any.

** Managerial Remuneration excludes provision for gratuity, pension and compensated absences, since it is provided on actuarial basis for the company as a whole.

*** Amount less than ₹ 1 lakh.

ku l

L&T Finance Limited
Balance Sheet as at March 31, 2019

₹ in crore


| Particulars | Note No. | As at March 31, 2019 | As at March 31, 2018 | As at April 01, 2017 |
|---|----------|-------------------------|-------------------------|-------------------------|
| A. ASSETS: | | | | |
| 1. Financial assets | | | | |
| (a) Cash and cash equivalents | 2 | 1,530.51 | 348.66 | 294.82 |
| (b) Bank balance other than (a) above | 3 | 30.57 | 43.90 | 22.57 |
| (c) Derivative financial instruments | 4 | 7.20 | - | - |
| (d) Receivables | 5 | - | - | - |
| (i) Trade receivables | | 11.50 | 9.12 | 10.29 |
| (ii) Other receivables | | 18.95 | 5.12 | 1.09 |
| (e) Loans | 6 | 47,113.67 | 38,198.43 | 23,611.45 |
| (f) Investments | 7 | 4,884.30 | 2,455.05 | 3,134.50 |
| (g) Other financial assets | 8 | 107.54 | 74.67 | 56.58 |
| | | <u>53,904.84</u> | <u>41,124.92</u> | <u>32,134.90</u> |
| 2. Non-financial assets | | | | |
| (a) Current tax assets (net) | | 77.78 | 186.09 | 104.73 |
| (b) Deferred tax assets (net) | | 727.21 | 895.31 | 433.43 |
| (c) Property, plant and equipment | 9 | 48.34 | 74.51 | 160.25 |
| (d) Intangible assets under development | 10 | 18.48 | 9.21 | - |
| (e) Goodwill | 10 | 1,131.41 | 1,697.11 | 2,262.81 |
| (f) Other intangible assets | 10 | 214.71 | 277.54 | 358.63 |
| (g) Other non-financial assets | 11 | 113.55 | 100.09 | 55.84 |
| | | <u>2,332.48</u> | <u>3,039.83</u> | <u>3,375.69</u> |
| Total ASSETS | | <u>55,836.72</u> | <u>44,174.75</u> | <u>35,510.19</u> |
| B. LIABILITIES AND EQUITY: | | | | |
| 1. LIABILITIES | | | | |
| a. Financial liabilities | | | | |
| (a) Derivative financial instruments | 4 | - | 0.10 | 6.56 |
| (b) Payables | 12 | - | - | - |
| (i) Trade payables | | - | - | - |
| (i) total outstanding dues of micro enterprises and small enterprises | | - | - | - |
| (ii) total outstanding dues of creditors other than micro enterprises and small enterprises | | 85.03 | 109.09 | 79.76 |
| (ii) Other payables | | - | - | - |
| (i) total outstanding dues of micro enterprises and small enterprises | | - | - | - |
| (ii) total outstanding dues of creditors other than micro enterprises and small enterprises | | 13.11 | 14.38 | 10.57 |
| (c) Debt securities | 13 | 23,071.80 | 16,980.86 | 17,117.95 |
| (d) Borrowings (other than debt securities) | 14 | 22,139.86 | 17,153.47 | 10,059.78 |
| (e) Subordinated liabilities | 15 | 1,124.42 | 1,124.35 | 1,150.42 |
| (f) Other financial liabilities | 16 | 405.66 | 239.14 | 218.56 |
| | | <u>46,841.68</u> | <u>35,321.13</u> | <u>28,630.70</u> |
| b. Non-financial liabilities | | | | |
| (a) Current tax liabilities (net) | | 20.51 | 20.51 | - |
| (b) Provisions | 17 | 21.74 | 11.83 | 11.50 |
| (c) Other non-financial liabilities | 18 | 52.36 | 34.10 | 39.48 |
| | | <u>94.61</u> | <u>66.44</u> | <u>50.98</u> |
| 2. Equity | | | | |
| (a) Equity share capital | 19 | 1,599.14 | 1,599.14 | 1,440.05 |
| (b) Other equity | 20 | 7,301.29 | 6,688.04 | 5,335.46 |
| | | <u>8,900.43</u> | <u>8,287.18</u> | <u>6,775.51</u> |
| Total Liabilities and Equity | | <u>55,836.72</u> | <u>44,174.75</u> | <u>35,510.19</u> |
| Significant accounting policies | 1 | | | |
| See accompanying notes forming part of the financial statements | 2 to 51 | | | |

In terms of our report attached,
For DELOITTE HASKINS & SULLS LLP
Chartered Accountants



Sanjay V. Pilgaonkar
Partner

For and on behalf of the board of directors of
L&T Finance Limited



Dinanath Dushashi
Chairperson
DIN_09543900



Marish Jethwa
Head Accounts
Chief Financial Officer



Gurran Ahluwalia
Company Secretary

Place : Mumbai
Date : April 28, 2019

Place : Mumbai
Date : April 28, 2019

L&T Finance Limited
Statement of Profit and Loss for the year ended March 31, 2019


₹ in crore

| Particulars | Note No. | Year ended March 31, 2019 | Year ended March 31, 2018 |
|---|----------|------------------------------|------------------------------|
| Revenue from operations | | | |
| (i) Interest income | 21 | 7,011.72 | 4,958.14 |
| (ii) Rental income | 22 | 18.84 | 37.23 |
| (iii) Fees and commission income | 23 | 152.25 | 65.71 |
| I Total revenue from operations | | 7,182.81 | 5,071.08 |
| II Other income | 25 | 199.78 | 0.35 |
| III Total income (I + II) | | 7,382.59 | 5,071.43 |
| Expenses | | | |
| (i) Finance costs | 26 | 3,327.92 | 2,505.55 |
| (ii) Net loss on fair value changes | 24 | 8.62 | 0.69 |
| (iii) Net loss on derecognition of financial instruments under amortised cost category | 27 | 324.97 | 419.13 |
| (iv) Impairment on financial instruments | 28 | 637.06 | 730.69 |
| (v) Employee benefits expenses | 29 | 548.31 | 205.87 |
| (vi) Depreciation, amortization and impairment | 9 & 10 | 690.93 | 693.74 |
| (vii) Other expenses | 30 | 541.70 | 362.59 |
| IV Total expenses (IV) | | 6,079.51 | 4,917.75 |
| V Profit before tax (III - IV) | | 1,303.08 | 153.68 |
| Tax expense | | | |
| (1) Current tax | | 488.47 | 297.02 |
| (2) Deferred tax | | (31.35) | (260.68) |
| VI Total tax expense | | 457.12 | 36.34 |
| VII Profit for the year (V - VI) | | 845.96 | 117.34 |
| VIII Other comprehensive income | | | |
| A. (i) Items that will not be reclassified to profit or loss | | | |
| a) Remeasurements of the defined benefit plans | | (1.54) | (2.20) |
| (ii) Income tax relating to items that will not be reclassified to profit or loss | | 0.54 | - |
| Subtotal (A) | | (1.00) | (2.20) |
| B. (i) Items that will be reclassified to profit or loss | | | |
| a) Change in fair value of debt instruments measured at fair value through other comprehensive income | | (0.37) | (6.22) |
| (ii) Income tax relating to items that will be reclassified to profit or loss | | - | 2.15 |
| Subtotal (B) | | (0.37) | (4.07) |
| Other comprehensive income (A+B) | | (1.37) | (4.27) |
| IX Total comprehensive income for the year (VII+VIII) | | 844.59 | 113.07 |
| X Earnings per equity share | 36 | | |
| Basic earnings per equity share (₹) | | 5.29 | 0.81 |
| Diluted earnings per equity share (₹) | | 5.29 | 0.81 |
| Significant accounting policies | 1 | | |
| See accompanying notes forming part of the financial statements | 2 to 51 | | |

In terms of our report attached,
For DELOITTE HASKINS & SELLIS LLP
Chartered Accountants


Sanjiv V. Pilgaonkar
Partner

For and on behalf of the board of directors of
L&T Finance Limited


Dinanath Dubhashi
Chairperson
DIN : 03545900


Manish Jethwa
Head Accounts
Chief Financial Officer


Gufran Ahmed Siddiqui
Company Secretary

Place : Mumbai
Date : April 28, 2019

Place : Mumbai
Date : April 28, 2019

L&T Finance Limited
Statement of Cash Flow for the year ended March 31, 2019

| | ₹ in crore | |
|--|------------------------------|------------------------------|
| | Year ended March 31, 2019 | Year ended March 31, 2018 |
| A. Cash flows from operating activities : | | |
| Profit before tax for the year | 1,303.08 | 153.68 |
| Adjustments for: | | |
| Net loss on sale of property, plant and equipment | 7.62 | 5.47 |
| Net gain arising on financial assets (investments) measured at fair value through profit or loss | (47.91) | (18.55) |
| Net loss on derecognition of financial instruments under amortised cost category | 324.97 | 419.13 |
| Impairment on financial instruments | 637.06 | 730.69 |
| Fair value changes on loan assets | 63.81 | 17.51 |
| Depreciation, amortisation and impairment | 690.93 | 693.24 |
| (Gain)/loss on derivatives at fair value through profit or loss | (1.13) | (2.84) |
| Amortisation of borrowing issue costs included in finance cost | 4.51 | 8.00 |
| Operating profit before working capital changes | 2,982.94 | 2,066.33 |
| Changes in working capital | | |
| Adjustments for increase/(decrease) in operating liabilities | | |
| Other financial liabilities | (4.12) | 173.39 |
| Provisions | 9.91 | 0.33 |
| Trade and other payables | (24.33) | 33.14 |
| Other non-financial liabilities | (21.18) | (11.94) |
| Adjustments for (increase)/decrease in operating assets | | |
| Other non-financial assets | (11.46) | (44.16) |
| Other financial assets | (109.46) | (49.79) |
| Trade and other receivables | (16.21) | (2.86) |
| Cash generated from operations | 2,806.09 | 2,104.44 |
| Direct taxes refund/(paid) (net) | (380.16) | (356.95) |
| Loans disbursed (net of repayments) | (9,943.66) | (10,775.51) |
| Net cash used in operating activities (A) | (7,517.73) | (9,028.02) |
| B. Cash flows from investing activities : | | |
| Change in other bank balance not available for immediate use | 13.33 | (21.33) |
| Purchase of property, plant and equipment | (21.35) | (23.40) |
| Proceeds from sale of property, plant and equipment | 11.30 | 65.09 |
| Purchase of intangible assets | (46.15) | (23.05) |
| Purchase of investments | (2,761.95) | (1,568.89) |
| Proceeds on sale of investments | 659.01 | 2,325.00 |
| Net cash (used in)/generated from by investing activities (B) | (2,145.81) | 753.42 |
| C. Cash flows from financing activities | | |
| Proceeds from issue of equity shares (including securities premium) | - | 1,400.00 |
| Payment for share issue costs | - | (1.40) |
| Payment for issue costs | (42.97) | (2.67) |
| Proceeds from borrowings | 17,822.06 | 13,992.73 |
| Repayment of borrowings | (6,933.70) | (7,060.22) |
| Net cash generated from financing activities (C) | 10,845.39 | 8,328.44 |
| Net increase in cash and cash equivalents (A+B+C) | 1,181.85 | 53.84 |
| Cash and cash equivalents at beginning of the year | 348.66 | 294.82 |
| Cash and cash equivalents at the end of the year | 1,530.51 | 348.66 |
| Net increase in cash and cash equivalents | 1,181.85 | 53.84 |

L&T Finance Limited
Statement of Cash Flow for the year ended March 31, 2019

Notes:

1. Statement of cash flows has been prepared under the indirect method as set out in the Ind AS 7 "Statement of Cash Flows" as specified in the Companies (Indian Accounting Standards) Rules, 2015.
2. Purchase of fixed assets represents additions to property, plant and equipment and other intangible assets adjusted for movement of (a) capital-work-in-progress for property, plant and equipment and (b) intangible assets under development during the year.
3. Net cash used in investing activity exclude investments aggregating to ₹ 2.25 crore (Previous year ₹21.99 crore) acquired against claims.
4. Net cash used in operating activity is determined after adjusting the following:

| | Year ended March 31, 2019 | Year ended March 31, 2018 |
|-------------------|------------------------------|------------------------------|
| Interest received | 6,760.36 | 4,838.54 |
| Interest paid | 3,286.92 | 2,322.82 |

Significant accounting policies

1

See accompanying notes forming part of the financial statements

2 to 51

In terms of our report attached.
For DELOITTE HASKINS & SELLS LLP
 Chartered Accountants



Sanjiv V. Pilgaonkar
 Partner

For and on behalf of the board of directors of
L&T Finance Limited



Dinanath Dubhashi
 Chairperson
 DIN : 03545900



Manish Jethwa
 Head Accounts
 Chief Financial Officer



Gufran Ahmed Siddiqui
 Company Secretary

Place : Mumbai
 Date : April 28, 2019

Place : Mumbai
 Date : April 28, 2019

L&T Finance Limited
Notes forming part of the financial statements

Note: 31 Disclosure pursuant to Ind AS 24 "Related Party Disclosures"

(a) List of Related Parties (with whom transactions were carried out during current or previous year)

A. Ultimate Holding Company

1. Larsen & Toubro Limited

B. Holding Company

2. L&T Finance Holdings Limited

C. Fellow Subsidiary Companies

3. L&T Infrastructure Finance Company Limited
4. L&T Infotech Limited
5. L&T Capital Company Limited
6. L&T Capital Markets Limited
7. L&T Housing Finance Limited
8. L&T Investment Management Limited
9. L&T Financial Consultants Limited
10. L&T Infra Investment Partners Advisory Private Limited

D. Associates

11. L&T Infra Debt Fund Limited

E. Key Management Personnel

12. Mr. Dinanath Dubhashi
13. Mr. Sunil Prabhune
14. Mr. P. V. Bhide
15. Mr. D. R. Dongra
(Appointed as Director with effect from July 24, 2017 and
Ceased to be a Director with effect from June 06, 2018)
(Ceased to be a Director with effect from June 11, 2018)
16. Mr. Mannil Venugopalan
(Ceased to be a Director with effect from June 11, 2018)
17. Dr (Mrs). Rajni R Gupte
(Ceased to be a Director with effect from May 30, 2018)
18. Mr. Prabhakar B.
(Appointed as Director with effect from July 14, 2017)
19. Mr. Ashish Kotecha
(Ceased to be a Director with effect from July 24, 2017)
20. Mr. Pavinder Singh

(b) Disclosure of related party transactions :

₹ in crore

| Sr. No. | Nature of transaction* | 2018-19 | 2017-18 |
|----------|---|----------|----------|
| 1 | Inter corporate deposits borrowed | | |
| | Larsen & Toubro Limited | 2,000.00 | - |
| | L&T Finance Holdings Limited | 8,036.51 | 7,421.03 |
| | L&T Infrastructure Finance Company Limited | 410.00 | 1,370.00 |
| | L&T Housing Finance Limited | 100.00 | 636.00 |
| | L&T Capital Company Limited | 5.97 | 8.37 |
| | L&T Investment Management Limited | 133.25 | 967.94 |
| | L&T Capital Markets Limited | 155.82 | 134.46 |
| | L&T Infra Investment Partners Advisory Private Limited | 61.26 | 159.95 |
| 2 | Inter corporate deposits repaid (including interest) | | |
| | Larsen & Toubro Limited | 2,016.57 | - |
| | L&T Finance Holdings Limited | 8,626.02 | 6,992.97 |
| | L&T Infrastructure Finance Company Limited | 410.35 | 1,407.13 |
| | L&T Housing Finance Limited | 100.02 | 636.51 |
| | L&T Capital Company Limited | 9.67 | 10.02 |
| | L&T Investment Management Limited | 133.51 | 969.91 |
| | L&T Capital Markets Limited | 156.49 | 134.84 |
| | L&T Infra Investment Partners Advisory Private Limited | 61.53 | 160.70 |
| 3 | Interest expense on Inter corporate deposits | | |
| | Larsen & Toubro Limited | 16.57 | - |
| | L&T Finance Holdings Limited | 95.08 | 31.29 |
| | L&T Infrastructure Finance Company Limited | 0.35 | 2.12 |
| | L&T Housing Finance Limited | 0.02 | 0.51 |
| | L&T Capital Company Limited | 0.36 | 0.64 |
| | L&T Investment Management Limited | 0.26 | 1.97 |
| | L&T Capital Markets Limited | 0.67 | 0.38 |
| | L&T Infra Investment Partners Advisory Private Limited | 0.27 | 0.75 |
| 4 | Inter corporate deposits given | | |
| | L&T Infrastructure Finance Company Limited | 75.00 | 100.00 |
| | L&T Housing Finance Limited | 12.57 | 5.65 |

L&T Finance Limited
Notes forming part of the financial statements

(b) Disclosure of related party transactions :

₹ In crore

| Sr. No. | Nature of transaction* | 2018-19 | 2017-18 |
|-----------|--|----------|----------|
| 5 | Inter corporate deposits received back (including interest) | | |
| | L&T Infrastructure Finance Company Limited | 75.04 | 100.02 |
| | L&T Housing Finance Limited | 12.59 | 5.66 |
| 6 | Interest received on inter corporate deposits | | |
| | L&T Infrastructure Finance Company Limited | 0.04 | 0.02 |
| | L&T Housing Finance Limited | 0.02 | 0.01 |
| 7 | Advisory fees received from | | |
| | Larsen & Toubro Limited | - | 0.13 |
| 8 | Portfolio related transaction | | |
| | L&T Housing Finance Limited | 0.57 | 0.58 |
| 9 | Investment in equity shares of | | |
| | L&T Infra Debt Fund Limited | - | 19.80 |
| 10 | Purchase of assets from | | |
| | L&T Capital Company Limited | - | 0.02 |
| 11 | Corporate support charges paid to | | |
| | L&T Finance Holdings Limited | 7.36 | 2.62 |
| 12 | Branch sharing cost paid to | | |
| | Larsen & Toubro Limited | 0.00 | 0.11 |
| | L&T Financial Consultants Limited | 24.28 | 23.36 |
| | L&T Investment Management Limited | 0.05 | - |
| | L&T Housing Finance Limited | 0.08 | - |
| 13 | Branch sharing cost recovered from | | |
| | L&T Infrastructure Finance Company Limited | 0.23 | 0.17 |
| | Larsen & Toubro Limited | 0.05 | 0.05 |
| | L&T Investment Management Limited | 2.38 | 1.77 |
| | L&T Capital Markets Limited | 0.74 | 0.64 |
| | L&T Housing Finance Limited | 3.06 | 3.04 |
| 14 | IT/Professional fees paid to | | |
| | Larsen & Toubro Limited | 7.63 | 6.13 |
| | L&T Infotech Limited | 1.19 | 2.15 |
| | L&T Finance Holdings Limited | - | 0.08 |
| 15 | Sale/Assignment of loan portfolio to | | |
| | L&T Infra Debt Fund Limited | 248.03 | 418.21 |
| | L&T Infrastructure Finance Company Limited | 1,514.86 | 662.12 |
| | L&T Housing Finance Limited | - | 735.85 |
| 16 | Purchase of loan portfolio from | | |
| | L&T Housing Finance Limited | 1,769.38 | - |
| | L&T Infrastructure Finance Company Limited | 120.02 | 963.00 |
| 17 | Purchase of investment from | | |
| | L&T Infrastructure Finance Company Limited | - | 330.00 |
| 18 | Brand license fees paid to | | |
| | Larsen & Toubro Limited | 45.16 | 14.73 |
| 19 | Expenses on employee stock option plan | | |
| | L&T Finance Holdings Limited | 25.91 | 15.39 |
| 20 | Equity capital infused (including share premium) | | |
| | L&T Finance Holdings Limited | - | 1,400.00 |
| 21 | Service cost for loan portfolio | | |
| | L&T Housing Finance Limited | 0.30 | - |
| 22 | Reimbursement of expenses to | | |
| | Larsen & Toubro Limited | 0.11 | - |

L&T Finance Limited
Notes forming part of the financial statements

(b) Disclosure of related party transactions:

₹ In crore

| Sr. No. | Nature of transaction* | 2018-19 | 2017-18 |
|---------|-----------------------------------|---------|---------|
| 23 | Interest on security deposit | | |
| | L&T Financial Consultants Limited | 0.43 | 0.40 |
| 24 | Interim dividend | | |
| | L&T Finance Holdings Limited | 191.90 | - |

25 Compensation Paid to Key Managerial Personnel

₹ In crore

| Name of Key Management Personnel | 2018-19 | | | | 2017-18 | | | |
|----------------------------------|------------------------------|--------------------------|--------------------------|-------|------------------------------|--------------------------|--------------------------|-------|
| | Short-Term employee benefits | Post Employment Benefits | Other Long Term Benefits | Total | Short-Term employee benefits | Post Employment Benefits | Other Long Term Benefits | Total |
| Mr. Sunil Prabhune | 2.32 | - | - | 2.32 | 8.13 | - | - | 8.13 |
| Mr. P. V. Bhide | 0.19 | - | - | 0.19 | 0.18 | - | - | 0.18 |
| Mr. D. R. Dongra | 0.02 | - | - | 0.02 | 0.08 | - | - | 0.08 |
| Mr. Mannil Verugopalan | 0.05 | - | - | 0.05 | 0.15 | - | - | 0.15 |
| Dr (Mrs). Rajni R Gupte | 0.20 | - | - | 0.20 | 0.21 | - | - | 0.21 |
| Mr. Prabhakar B. | 0.02 | - | - | 0.02 | 0.11 | - | - | 0.11 |
| Mr. Ashish Kotecha | 0.11 | - | - | 0.11 | 0.09 | - | - | 0.09 |
| Mr. Pavninder Singh | - | - | - | - | 0.02 | - | - | 0.02 |

(c) Amount due to/from related parties:

₹ In crore

| S. No. | Nature of transactions | As at March 31,2019 | As at March 31,2018 | As at April 1,2017 |
|--------|--|---------------------|---------------------|--------------------|
| 1 | Inter corporate borrowings | | | |
| | L&T Finance Holdings Limited | 166.11 | 660.54 | 201.18 |
| | L&T Infrastructure Finance Company Limited | - | - | 35.01 |
| | L&T Capital Company Limited | 3.25 | 6.59 | 7.60 |
| 2 | Investment in equity share | | | |
| | L&T Infra Debt Fund Limited | 176.50 | 176.50 | 156.70 |
| 3 | Rent deposit | | | |
| | L&T Financial Consultants Limited | 7.89 | 3.81 | 3.81 |
| 4 | Account payable | | | |
| | L&T Finance Holdings Limited | 3.47 | 27.56 | 14.45 |
| | L&T Infrastructure Finance Company Limited | 0.02 | 0.14 | - |
| | L&T Investment Management Limited | - | 0.03 | - |
| | L&T Capital Company Limited | ***0.00 | ***0.00 | - |
| | L&T Capital Markets Limited | - | 0.07 | 0.70 |
| | L&T Housing Finance Limited | - | 0.19 | - |
| | L&T Financial Consultants Limited | 0.03 | 0.12 | - |
| | L&T Infra Debt Fund Limited | 0.35 | - | - |
| 5 | Account receivable | | | |
| | Larsen & Toubro Limited | 3.03 | 2.29 | 0.28 |
| | L&T Finance Holdings Limited | - | - | 0.03 |
| | L&T Infrastructure Finance Company Limited | - | 0.67 | 0.44 |
| | L&T Investment Management Limited | 0.40 | 0.56 | 0.10 |
| | L&T Capital Markets Limited | 2.44 | 0.16 | - |
| | L&T Housing Finance Limited | 5.76 | 0.83 | 0.24 |
| | L&T Financial Consultants Limited | - | 0.00 | - |
| 6 | Security deposit payable | | | |
| | L&T Investment Management Limited | 0.22 | 0.22 | 0.22 |
| 7 | Interim dividend payable | | | |
| | L&T Finance Holdings Limited | 191.90 | - | - |
| 8 | Brand license fees payable | | | |
| | Larsen & Tourbo Limited | 47.87 | 16.06 | - |

* Transactions shown above are excluding of GST, if any.

** Managerial Remuneration excludes provision for gratuity, pension and compensated absences, since it is provided on actuarial basis for the company as a whole.

*** Amount less than ₹ 1 lakh.

L&T Finance Limited (Erstwhile Family Credit Limited)
Consolidated Statement of Profit and Loss for the year ended March 31, 2018


₹ In lakh

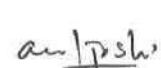
| | Note No. | Year ended March 31, 2018 | Year ended March 31, 2017 |
|---|--------------|---------------------------|---------------------------|
| A. INCOME: | | | |
| 1. Revenue from operations | 23 | 499,744.95 | 408,205.22 |
| 2. Other income | 24 | 24,823.89 | 6,292.32 |
| 3. Total Income (1+2) | | 524,568.84 | 414,497.54 |
| B. EXPENSES: | | | |
| Employee benefits expense | 25 | 31,807.29 | 30,087.20 |
| Finance costs | 26 | 249,684.66 | 195,951.53 |
| Depreciation and amortisation | 11 | 69,323.65 | 70,766.80 |
| Administration and other expenses | 27 | 30,854.14 | 36,016.53 |
| Provisions and Contingencies | 28 | 90,445.63 | 78,833.74 |
| 4. Total expenses | | 481,115.37 | 411,655.80 |
| 5. Profit before tax (3-4) | | 43,453.47 | 2,841.74 |
| 6. Tax expense: | | | |
| Current tax | | 29,702.14 | 13,783.40 |
| Deferred tax | | (15,240.83) | (12,545.83) |
| Total Provision for tax | | 14,461.31 | 1,237.57 |
| 7. Profit after tax (5-6) | | 28,992.16 | 1,604.17 |
| Add : Share in profit of associate company | | 4,232.93 | 2,662.00 |
| Less : Share of minority interest | | - | - |
| Profit for the period/year | | 33,225.09 | 4,266.17 |
| Earnings per equity share: | 29.6 | | |
| Basic earnings per equity share (₹) | | 2.29 | 0.30 |
| Diluted earnings per equity share (₹) | | 2.29 | 0.30 |
| Face value per equity share (₹) | | 10.00 | 10.00 |
| Significant accounting policies | 1 | | |
| See accompanying notes forming part of the financial statements | Note 2 to 29 | | |

In terms of our report attached,
For DELOITTE HASKINS & SELLS LLP
Chartered Accountants


Sanjiv V. Pilgaonkar
Partner

For and on behalf of board of directors of
L&T Finance Limited (Erstwhile Family Credit Limited)


Dinanath Dubhashi
Chairperson
(DIN : 03545900)


Amol Joshi
Head Accounts
(Chief Financial Officer)


Amit Bhandari
Company Secretary

Place : Mumbai
Date : May 2, 2018

Place : Mumbai
Date : May 2, 2018



L&T Finance Limited (Erstwhile Family Credit Limited)

Consolidated Cash Flow Statements for the year ended March 31, 2018

| | ₹ In lakh | |
|---|------------------------------|------------------------------|
| | Year ended March 31, 2018 | Year ended March 31, 2017 |
| A. Cash flow from operating activities | | |
| Profit before tax | 43,453.47 | 2,841.74 |
| Adjustments for: | | |
| Depreciation and amortisation | 69,323.65 | 70,766.80 |
| Loss on sale of fixed assets (net) | 546.53 | 1,467.19 |
| Provision for gratuity | 311.95 | 287.94 |
| Profit on sale of investments (net) | (3,024.14) | (6,175.74) |
| Provision for diminution in value of investments | 1,824.36 | 2,588.18 |
| Loss on foreclosure of loans and bad debts write offs | 49,414.79 | 23,764.26 |
| Provision for non-performing assets | 53,135.12 | 35,900.85 |
| Provision for standard assets | (13,061.74) | 16,400.22 |
| Provision for restructured assets | (866.90) | 180.23 |
| Operating profit before working capital changes | 2,01,057.09 | 1,48,021.67 |
| Changes in working capital | | |
| Adjustments for increase / (decrease) in operating liabilities- | | |
| Other non-current liabilities | (10,293.38) | (9,329.33) |
| Long-term provisions | (1,834.41) | - |
| Trade payable | 2,960.29 | (8,786.38) |
| Other current liabilities | 7,285.65 | (14,250.22) |
| Short-term provisions | 188.27 | (304.55) |
| Adjustments for (increase) / decrease in operating assets- | | |
| Long-term loans and advances | (5,590.46) | 72.83 |
| Other non-current assets | (1,145.58) | 246.65 |
| Trade receivables | 116.72 | (338.87) |
| Short-term Loans and advances | (1,382.25) | 5,186.01 |
| Other current assets | (17,738.55) | (1,451.93) |
| Cash generated from operations | 1,73,629.39 | 1,19,066.18 |
| Direct taxes paid (net) | (35,696.15) | (21,359.72) |
| Loans disbursed (net of repayments) | (10,38,126.07) | (3,45,637.85) |
| Net cash flow used in operating activities (A) | (9,00,192.83) | (2,47,931.39) |
| B. Cash flow from investing activities | | |
| Add : Inflow from investing activities | | |
| Proceeds from sale of fixed assets | 6,508.72 | 2,600.75 |
| Proceeds from sale of current investments not considered as Cash and cash equivalents | 37,77,352.25 | 1,66,843.78 |
| Proceeds from sale of non current investments | 3,793.61 | 810.15 |
| | 37,87,654.58 | 1,70,254.68 |
| Less : Outflow from investing activities | | |
| Capital expenditure on fixed assets, including capital advances | 4,644.60 | 1,613.01 |
| Purchase of non current investments | | |
| - Associates | 1,980.44 | - |
| - Others | 18,018.87 | 99,250.87 |
| Purchase of current investments not considered as cash and cash equivalents | 36,90,278.32 | 3,20,279.95 |
| | 37,14,922.23 | 4,21,143.83 |
| Net cash from/(used in) investing activities* (B) | 72,732.35 | (2,50,889.15) |
| *Net cash used in investing activities excludes investments aggregating to ₹2,199.41 lakh (previous year ₹2,718.28 lakh) acquired against claims. | | |
| C. Cash flow from financing activities | | |
| Add : Inflow from financing activities | | |
| Proceeds from issue of share capital including securities premium | 1,40,000.00 | - |
| Proceeds from long term borrowings | 1,11,59,921.09 | 66,50,681.09 |
| Proceeds from short term borrowings | 1,08,14,134.26 | 5,16,454.08 |
| | 2,21,14,055.35 | 71,67,135.17 |
| Less : Outflow from financing activities | | |
| Repayments of long term borrowings | 1,01,94,619.20 | 66,41,500.06 |
| Repayments of short term borrowings | 1,10,66,166.27 | - |
| Shares / Debenture issue expenses | 405.46 | 190.23 |
| Dividend paid (including dividend distribution tax) | - | 16,890.02 |
| | 2,12,61,210.93 | 66,58,580.31 |
| Net cash generated from financing activities (C) | 8,32,844.42 | 5,08,554.86 |
| Net cash increase in cash and cash equivalents (A+B+C) | 5,383.94 | 9,734.32 |
| Cash and cash equivalents as at beginning of the year | 29,462.30 | 4,426.51 |
| Cash and cash equivalent transferred under Scheme of merger | - | 15,321.47 |
| Cash and cash equivalents as at end of the year | 34,866.24 | 29,482.30 |



L&T Finance Limited (Erstwhile Family Credit Limited)**Consolidated Cash Flow Statements for the year ended March 31, 2018**

₹ in lakh

| | Year ended March 31, 2018 | Year ended March 31, 2017 |
|---|------------------------------|------------------------------|
| Reconciliation of Cash and Cash Equivalents | | |
| Closing balance as per Balance Sheet | 34,871.53 | 29,487.59 |
| Less : Deposits with original maturity for more than 3 months | 5.29 | 5.29 |
| Cash and cash equivalents as at end of the year | 34,866.24 | 29,482.30 |
| Notes: | | |
| 1. See accompanying notes forming part of the financial statements | | |
| 2. Net cash used in operating activities is determined after adjusting the following: | | |
| Interest received | 496,795.66 | 359,663.39 |
| Interest paid | 232,282.69 | 203,445.92 |

In terms of our report attached.

For **DELOITTE HASKINS & SELLS LLP**
Chartered AccountantsSanjiv V. Pilgaonkar
Partner

For and on behalf of the board of directors of

L&T Finance Limited (Erstwhile Family Credit Limited)

Dinanath Dubhashi
Chairperson
(DN : 03545900)Anil Joshi
Head Accounts
(Chief Financial Officer)Amit Bhandari
Company SecretaryPlace : Mumbai
Date : May 2, 2018Place : Mumbai
Date : May 2, 2018


| L&T Finance Limited (Erstwhile Family Credit Limited) | | | | | |
|--|--------------|----------------------|--------------|----------------------|---------------------|
| Balance Sheet as at March 31, 2018 | | | | | |
| | | | | ₹ in lakh | |
| | Note No. | As at March 31, 2018 | | As at March 31, 2017 | |
| A. EQUITY AND LIABILITIES: | | | | | |
| 1. Shareholders' funds: | | | | | |
| Share capital | 2 | 1,59,913.82 | | 1,44,004.73 | |
| Reserves and surplus | 3 | 8,98,761.30 | | 5,43,934.16 | |
| | | | 8,58,675.12 | | 6,87,938.89 |
| 2. Non-current liabilities: | | | | | |
| Long-term borrowings | 4 | 21,21,560.51 | | 15,31,438.68 | |
| Other long term liabilities | 5 | 4,499.48 | | 14,792.66 | |
| Long-term provisions | 6 | 10,260.21 | | 8,838.26 | |
| | | | 21,36,440.20 | | 15,55,070.78 |
| 3. Current liabilities: | | | | | |
| Short-term borrowings | 7 | 7,24,989.59 | | 9,97,051.60 | |
| Current maturities of long-term borrowings | 8 | 6,29,500.00 | | 2,54,479.00 | |
| Trade payables | 9 | | | | |
| Total outstanding dues of micro enterprises and small enterprises | | | | | |
| Total outstanding dues of creditors other than micro enterprises and small enterprises | | 9,485.42 | | 8,520.13 | |
| Other current liabilities | 10 | 96,548.41 | | 91,594.75 | |
| Short-term provisions | 11 | 8,038.30 | | 5,018.99 | |
| | | | 14,79,561.72 | | 13,54,873.17 |
| Total equity and liabilities | | 44,65,697.04 | | | 35,97,662.84 |
| B. ASSETS: | | | | | |
| 1. Non-current assets: | | | | | |
| Property, plant and equipment | 12 | 7,452.76 | | 18,025.31 | |
| Intangible assets | 13 | 1,97,464.98 | | 2,62,143.54 | |
| Intangible assets under development | 14 | 923.47 | | - | |
| Non-current investments | 15 | 90,935.17 | | 73,624.81 | |
| Deferred tax assets (net) | 16 | 52,494.79 | | 37,253.96 | |
| Long-term loans and advances | 17 | 30,737.91 | | 16,417.44 | |
| Long-term loans and advances towards financing activities | 18 | 25,40,352.65 | | 17,91,833.50 | |
| Other non-current assets | 19 | 18,069.84 | | 16,914.26 | |
| | | | 29,38,421.60 | | 22,04,212.82 |
| 2. Current assets: | | | | | |
| Current investments | 20 | 1,50,356.67 | | 2,38,072.17 | |
| Trade receivables | 21 | 912.05 | | 1,029.77 | |
| Cash and cash equivalents | 22 | 34,371.53 | | 29,487.56 | |
| Short-term loans and advances | 23 | 7,439.20 | | 6,056.95 | |
| Short-term loans and advances towards financing activities | 24 | 1,85,846.48 | | 2,17,123.82 | |
| Current maturities of long term loans and advances towards financing activities | 25 | 10,55,324.78 | | 6,29,716.52 | |
| Other current assets | 26 | 91,722.75 | | 73,084.20 | |
| | | | 15,27,275.44 | | 13,95,470.02 |
| Total assets | | 44,65,697.04 | | | 35,97,662.84 |
| Significant accounting policies | 1 | | | | |
| See accompanying notes forming part of the financial statements | Note 2 to 29 | | | | |

In terms of our report attached,
For DELOITTE HASKINS & SELLS LLP
Chartered Accountants


Sanjiv V. Pillgooker
Partner

Place : Mumbai
Date : May 2, 2018

For and on behalf of the board of directors of
L&T Finance Limited (Erstwhile Family Credit Limited)


Dinanath Dhaneshi
Chairperson
(DIN : 03545900)


Amit Joshi
Head Accounts
(Chief Financial Officer)

Place : Mumbai
Date : May 2, 2018


Amit Bhandari
Company Secretary



| L&T Finance Limited (Erstwhile Family Credit Limited) | | | | |
|---|--------------|---------------------------|---------------------------|--|
| Statement of Profit and Loss for the year ended March 31, 2018 | | | | |
| | | ₹ in lakh | | |
| | Note No. | Year ended March 31, 2018 | Year ended March 31, 2017 | |
| A. INCOME: | | | | |
| 1. Revenue from operations | 23 | 4,96,744.95 | 4,08,205.22 | |
| 2. Other income | 24 | 24,823.89 | 6,292.32 | |
| 3. Total Income (1+2) | | 5,24,568.84 | 4,14,497.54 | |
| B. EXPENSES: | | | | |
| Employee benefits expense | 25 | 31,807.29 | 30,387.20 | |
| Finance costs | 26 | 2,49,684.66 | 1,95,951.53 | |
| Depreciation and amortisation | 11 | 68,323.65 | 70,766.80 | |
| Administration and other expenses | 27 | 38,854.14 | 38,918.53 | |
| Provisions and Contingencies | 28 | 90,445.63 | 78,333.74 | |
| 4. Total expenses | | 4,81,115.37 | 4,11,655.80 | |
| 5. Profit before tax (3-4) | | 43,453.47 | 2,841.74 | |
| 6. Tax expense: | | | | |
| Current tax | | 29,702.14 | 13,783.40 | |
| Deferred tax | | (15,240.83) | (12,545.83) | |
| Total Provision for tax | | 14,461.31 | 1,237.57 | |
| 7. Profit after tax (5-6) | | 28,992.16 | 1,604.17 | |
| Earnings per equity share: | 29.6 | | | |
| Basic earnings per equity share (₹) | | 2.00 | 0.11 | |
| Diluted earnings per equity share (₹) | | 2.00 | 0.11 | |
| Face value per equity share (₹) | | 10.00 | 10.00 | |
| Significant accounting policies | 1 | | | |
| See accompanying notes forming part of the financial statements | Note 2 to 29 | | | |

In terms of our report attached.
For DELOITTE HASKINS & SELLS LLP
Chartered Accountants



Sanjiv V. Pilgaonkar
Partner

For and on behalf of board of directors of
L&T Finance Limited (Erstwhile Family Credit Limited)



Dinesh Chubhashi
Chairperson
(DIN: 03545900)


Anil Joshi
Head Accounts
(Chief Financial Officer)
Place : Mumbai
Date : May 2, 2018


Amit Bhandari
Company Secretary

Place : Mumbai
Date : May 2, 2018



L&T Finance Limited (Erstwhile Family Credit Limited)

Cash Flow Statements for the year ended March 31, 2018

| | ₹ in lakh | |
|---|------------------------------|------------------------------|
| | Year ended March 31, 2018 | Year ended March 31, 2017 |
| A. Cash flow from operating activities | | |
| Profit before tax | 43,453.47 | 2,841.74 |
| Adjustments for: | | |
| Depreciation and amortisation | 69,323.86 | 70,766.80 |
| Loss on sale of fixed assets (net) | 548.53 | 1,467.19 |
| Provision for gratuity | 311.95 | 287.94 |
| Profit on sale of investments (net) | (3,024.14) | (8,175.74) |
| Provision for diminution in value of investments | 1,824.38 | 2,588.18 |
| Loss on foreclosure of loans and bad debts write off | 49,414.79 | 23,784.26 |
| Provision for non-performing assets | 53,135.12 | 35,800.85 |
| Provision for standard assets | (13,061.74) | 16,400.22 |
| Provision for restructured assets | (866.90) | 180.23 |
| Operating profit before working capital changes | 2,61,057.89 | 1,48,621.67 |
| Changes in working capital | | |
| Adjustments for increase / (decrease) in operating liabilities | | |
| Other non-current liabilities | (10,293.38) | (9,329.33) |
| Long-term provisions | (1,834.41) | - |
| Trade payable | 2,966.29 | (8,786.38) |
| Other current liabilities | 7,286.85 | (14,250.22) |
| Short-term provisions | 188.27 | (304.55) |
| Adjustments for (increase) / decrease in operating assets | | |
| Long-term loans and advance | (5,590.48) | 72.83 |
| Other non-current assets | (1,145.58) | 246.65 |
| Trade receivables | 116.72 | (338.87) |
| Short-term loans and advances | (1,382.25) | 5,186.01 |
| Other current assets | (17,738.55) | (1,451.93) |
| Cash generated from operations | 1,73,629.39 | 1,19,066.18 |
| Direct taxes paid (net) | (35,696.15) | (21,359.72) |
| Loans disbursed (net of repayments) | (10,38,126.07) | (3,45,637.85) |
| Net cash flow used in operating activities (A) | (9,00,192.83) | (2,47,931.39) |
| B. Cash flow from investing activities | | |
| Add : Inflow from investing activities | | |
| Proceeds from sale of fixed assets | 8,608.72 | 2,600.75 |
| Proceeds from sale of current investments not considered as Cash and cash equivalents | 37,77,352.25 | 1,66,843.76 |
| Proceeds from sale of non current investments | 3,793.61 | 810.15 |
| | 37,87,654.58 | 1,70,254.66 |
| Less : Outflow from investing activities | | |
| Capital expenditure on fixed assets, including capital advances | 4,844.80 | 1,813.01 |
| Purchase of non current investments | | |
| - Associates | 1,980.44 | - |
| - Others | 18,018.97 | 99,250.87 |
| Purchase of current investments not considered as cash and cash equivalents | 36,60,278.32 | 3,20,279.95 |
| | 37,14,922.23 | 4,21,143.83 |
| Net cash from/(used in) investing activities* (B) | 72,732.35 | (2,50,889.15) |
| *Net cash used in investing activities excludes investments aggregating to ₹2,199.41 lakh (previous year ₹2,716.28 lakh) acquired against claims. | | |
| C. Cash flow from financing activities | | |
| Add : Inflow from financing activities | | |
| Proceeds from issue of share capital including securities premium | 1,40,000.00 | - |
| Proceeds from long term borrowings | 1,11,59,821.09 | 66,50,881.08 |
| Proceeds from short term borrowings | 1,08,14,134.26 | 5,16,454.08 |
| | 2,21,14,055.35 | 71,67,135.17 |
| Less : Outflow from financing activities | | |
| Repayments of long term borrowings | 1,01,04,819.20 | 68,41,500.08 |
| Repayments of short term borrowings | 1,10,88,186.27 | - |
| Shares / Debenture issue expenses | 405.46 | 190.23 |
| Dividend paid (including dividend distribution tax) | - | 16,890.02 |
| | 2,12,81,210.93 | 66,58,580.31 |
| Net cash generated from financing activities (C) | 8,32,844.42 | 5,68,554.86 |
| Net cash increase in cash and cash equivalents (A+B+C) | 5,383.94 | 9,734.32 |
| Cash and cash equivalents as at beginning of the year | 28,482.30 | 4,426.51 |
| Cash and cash equivalent transferred under Scheme of merger | - | 15,321.47 |
| Cash and cash equivalents as at end of the year | 34,866.24 | 29,482.30 |




L&T Finance Limited (Erstwhile Family Credit Limited)**Cash Flow Statements for the year ended March 31, 2018**

₹ in Lakh

| | Year ended March 31, 2018 | Year ended March 31, 2017 |
|---|------------------------------|------------------------------|
| Reconciliation of Cash and Cash Equivalents | | |
| Closing Balance as per Balance Sheet | 34,871.53 | 29,487.59 |
| Less : Deposits with original maturity for more than 3 months | 5.29 | 5.29 |
| Cash and cash equivalents as at end of the year | 34,866.24 | 29,482.30 |
| Notes: | | |
| 1. See accompanying notes forming part of the financial statements | | |
| 2. Net cash used in operating activities is determined after adjusting the following: | | |
| Interest received | 4,86,795.66 | 3,59,863.39 |
| Interest paid | 2,32,282.69 | 2,03,445.92 |

In terms of our report attached.

For DELOITTE HASKINS & SELLS LLP
Chartered AccountantsSanjiv V. Pilgaonkar
PartnerFor and on behalf of the board of directors of
L&T Finance Limited (Erstwhile Family Credit Limited)Dinanath Dubhashi
Chairperson
(DIN : 03545900)
Anil Joshi
Head Accounts
(Chief Financial Officer)
Amit Bhandari
Company SecretaryPlace : Mumbai
Date : May 2, 2018Place : Mumbai
Date : May 2, 2018

FOR PRIVATE CIRCULATION ONLY

SeriesNo.O(2022-2023)

Addressed to: _____]

ANNEXURE B

DEBENTURE TRUSTEE CONSENT LETTER

L&T Finance Limited

6th Floor, Brindavan,
Vidyanagari Marg, C.S.T Rd,
Kalina, Santacruz (E), Mumbai 400098

Dear Sir,

Consent to act as Trustee for Secured, Listed, Rated, Redeemable, Non-Convertible Debentures aggregating to upto INR 20 Crores with a green shoe option of INR 100 Crores to be issued by your Company.

This is with reference to the discussions in respect of appointment of Catalyst Trusteeship Limited to act as Debenture Trustee for the Secured, Listed, Rated, Redeemable, Non-convertible debentures aggregating upto INR 20 Crores with a green shoe option of INR 100 Crores to be issued. In this connection, we are agreeable to act as Trustee on the following trusteeship remuneration:


Acceptance Fee: INR 90,000.00 plus applicable taxes (One Time, Non Refundable payable on appointment as trustee).

Service Charges: INR 90,000.00 plus applicable taxes payable in advance, for each financial year or any part thereof, effective from the date of execution till satisfaction of charges in full. Pro-rata charges would apply for the first year from date of appointment till 31-Mar-2023

All out of pocket expenses incurred towards legal fees, travelling, inspection charges, etc shall be levied and reimbursed on actual basis.

Yours faithfully,

For Catalyst Trusteeship Limited



Authorised Signatory

For L&T Finance Limited



Authorised Signatory

NOTE: As per GST guidelines, CTL would be required to pay the applicable GST on the amounts / charges payable to us as indicated above. Please note that the Company would be liable to pay all such charges even in the event of cancellation of the aforesaid transaction. Therefore, no refund of any statutory dues already paid would be made.

CATALYST TRUSTEESHIP LIMITED

An ISO: 9001 Company

Mumbai Office Windsor, 6th Floor, 604, C.S.T. Road, Kalina, Santacruz (East), Mumbai 400 098 Tel +91 (22) 4922 0555 Fax +91 (22) 4922 0505

Regd. Office GDA House, Plot No. 85, Bhusari Colony (Right), Paud Road, Pune 411 038 Tel +91 (20) 66807200

Delhi Office Office No. 810, 8th Floor, Kailash Building, 26, Kasturba Gandhi Marg, New Delhi - 110001 Tel +91 (11) 430 29101/02.

CIN No. U74999PN1997PLC110262 Email dt@ctltrustee.com Website www.catalysttrustee.com

Pune | Mumbai | Bengaluru | Delhi | Chennai | GIFT City | Kolkata



CL/MUM/22-23/DEB/1359

L&T Finance Limited

6th Floor, Brindavan,
Vidyanagari Marg, C.S.T Rd,
Kalina, Santacruz (E), Mumbai 400098

Dear Sir,

Consent to act as Trustee for Secured, Listed, Rated, Redeemable, Non-Convertible Debentures aggregating to upto INR 20 Crores with a green shoe option of INR 100 Crores to be issued by your Company.

This is with reference to the discussions in respect of appointment of Catalyst Trusteeship Limited to act as Debenture Trustee for the Secured, Listed, Rated, Redeemable, Non-Convertible Debentures aggregating upto INR 20 Crores with a green shoe option of INR 100 Crores to be issued by your Company. In this connection, we are agreeable to act as Trustee on the terms and conditions as mutually agreed between the Trustee and the Company.

We hereby convey our acceptance to act as Debenture Trustees for the said issue Debentures, subject to execution of Debenture Trustee Agreement as per Regulation 13 of SEBI (Debenture Trustee) Regulations, 1993, thereby agreeing to create the security within the timeline as per relevant Laws / Regulations and in the Offer Document / Information Memorandum / Disclosure Document and company agreeing / undertaking to comply with the provisions of SEBI (Debenture Trustee) Regulations, 1993, SEBI (Issue and Listing of Non Convertible Securities) Regulations 2021, SEBI (Listing Obligations & Disclosure Requirements) Regulation 2015, Companies Act, 2013 and Rules thereunder and other applicable laws as amended from time to time.

We are also agreeable for inclusion of our name as trustees in the Company's offer document/disclosure document/ listing application/any other document to be filed with the Stock Exchange(s) or any other authority as required.

Yours faithfully,

For Catalyst Trusteeship Limited

For L&T Finance Limited

Authorised Signatory

Authorised Signatory

NOTE: As per GST guidelines, CTL would be required to pay the applicable GST on the amounts / charges payable to us as indicated above. Please note that the Company would be liable to pay all such charges even in the event of cancellation of the aforesaid transaction. Therefore, no refund of any statutory dues already paid would be made.

CATALYST TRUSTEESHIP LIMITED

An ISO: 9001 Company

Mumbai Office Windsor, 6th Floor, 604, C.S.T. Road, Kalina, Santacruz (East), Mumbai 400 098 Tel +91 (22) 4922 0555 Fax +91 (22) 4922 0505

Regd. Office GDA House, Plot No. 85, Bhusari Colony (Right), Paud Road, Pune 411 038 Tel +91 (20) 66807200

Delhi Office Office No. 810, 8th Floor, Kailash Building, 26, Kasturba Gandhi Marg, New Delhi - 110001 Tel +91 (11) 430 29101/02.

CIN No. U74999PN1997PLC110262 Email dt@ctltrustee.com Website www.catalysttrustee.com

Pune | Mumbai | Bengaluru | Delhi | Chennai | GIFT City | Kolkata



ANNEXURE C
RATING LETTER



ICRA Limited

Ref: ICRA/L&T Finance Limited/08122022/2
December 8, 2022

Mr. Sachinn Joshi
Group Chief Financial Officer
L&T Finance Limited
2nd Floor, Brindavan Bldg.
Plot no.177, Kalina,
Santacruz (East), Mumbai - 400098

Dear Sir,

Re: Revalidation of ICRA Credit Rating for the Rs. 2,000 crore Long term Market Linked Debenture Programme of L&T Finance Limited

This is with reference to your request for re-validating the rating letter issued for the captioned programme.

We confirm that the "PP-MLD[ICRA]AAA" (pronounced **Principal Protected Market Linked Debentures ICRA triple A**) rating with a **Stable outlook**, assigned to the captioned Long term Market Linked Debenture Programme of your company and last communicated to you vide our letter dated September 9, 2022 stands. Instruments with this rating are considered to have the highest degree of safety regarding timely servicing of financial obligations. Such instruments carry lowest credit risk. This rating is in line with ICRA's policy of distinguishing long-term market linked debentures from normal long-term debentures by assigning a prefix 'PP-MLD' to the rating symbol. According to the terms of the rated instrument, the amount invested, that is the principal, is protected against erosion while the returns on the investment could vary, being linked to movements in one or more variables, such as equity indices, commodity prices, and/or foreign exchange rates. The rating assigned expresses ICRA's current opinion on the credit risk associated with the issuer concerned. The rating does not address the risks associated with variability in returns resulting from adverse movements in the variable(s) concerned. Company has to ensure that it has necessary regulatory approvals for the issuance of such debentures.

The other terms and conditions for the credit rating of the instrument shall remain the same vide our letter dated September 9, 2022.

We look forward to further strengthening our existing relationship and assure you of our best services.

With regards,

Yours sincerely,
For ICRA Limited

KARTHIK
SRINIVASAN

Digitally signed by
KARTHIK SRINIVASAN
Date: 2022.12.08
18:05:38 +05'30'

KARTHIK SRINIVASAN
Senior Vice President
karthiks@icraindia.com

Building No. 8, 2nd Floor, Tower A
DLF Cyber City, Phase II
Gurugram – 122002, Haryana

Tel.: +91.124.4545300
CIN: L74999DL1991PLC042749

Website: www.icra.in
Email: info@icraindia.com
Helpdesk: +91 9354738909

Registered Office: B-710, Statesman House, 148, Barakhamba Road, New Delhi 110001. Tel: +91.11.23357940-41

RATING • RESEARCH • INFORMATION

September 12, 2022

L&T Finance Limited: ratings reaffirmed; [ICRA]AAA (Stable) assigned

Summary of rating action

| Instrument* | Previous Rated Amount (Rs. crore) | Current Rated Amount (Rs. crore) | Rating Action |
|--|-----------------------------------|----------------------------------|--------------------------------------|
| Non-convertible debenture programme (Public Issuance) [^] | 0.00 | 5,000.00 | [ICRA]AAA (Stable); assigned |
| Non-convertible debenture programme | 15,863.15 | 15,863.15 | [ICRA]AAA (Stable); reaffirmed |
| Non-convertible debenture programme (infra bonds) | 327.31 | 327.31 | [ICRA]AAA (Stable); reaffirmed |
| Non-convertible debenture programme (Public Issuance) [^] | 3,730.43 | 3,730.43 | [ICRA]AAA (Stable); reaffirmed |
| Subordinated debt | 5,425.00 | 5,425.00 | [ICRA]AAA (Stable); reaffirmed |
| Long-term market linked debenture programme | 2,000.00 | 2,000.00 | PP-MLD[ICRA]AAA (Stable); reaffirmed |
| Perpetual debt | 900.00 | 900.00 | [ICRA]AA+ (Stable); reaffirmed |
| Long term – Fund based/non-fund based | 37,300.00 | 37,300.00 | [ICRA]AAA (Stable); reaffirmed |
| Commercial paper | 26,000.00 | 26,000.00 | [ICRA]A1+; reaffirmed |
| Total | 91,545.89 | 96,545.89 | |

*Instrument details are provided in Annexure I

[^]The rated limit is interchangeable with unsecured subordinated redeemable non-convertible debenture [public issue]

[^]Public issue of secured redeemable non-convertible debenture

Rationale

L&T Finance Holdings Limited (LTFHL) is a holding company with a diversified business profile in the financial services space. LTFHL's wholly-owned subsidiaries (including L&T Finance Limited; LTF) operate in the rural, housing and wholesale finance and asset management businesses. While arriving at the ratings for LTF, ICRA has considered the consolidated performance of LTFHL and its finance subsidiaries (collectively referred to as the LTFHL Group), given the strong operational and financial synergies between the companies.

The ratings for the LTFHL Group continue to draw significant strength from LTFHL's parentage, with Larsen & Toubro Ltd. (L&T, rated [ICRA]AAA(Stable)/[ICRA]A1+) holding an equity stake of 66.2% in the company as on June 30, 2022, and the expectation that L&T will keep providing capital, liquidity support and management oversight, going forward. L&T has previously demonstrated support to the Group in the form of capital infusion, with the latest being a capital infusion of ~Rs. 1,900 crore (out of the total rights issue of Rs. 3,000 crore) in FY2021.

The ratings also factor in the Group's adequate capitalisation profile, comfortable liquidity profile supported by the diversified borrowing mix and good financial flexibility owing to the parentage. The ratings also favourably factor in the improved granularity of the Group's loan book with the increased share of retail loans in the portfolio mix (54% as on June 30, 2022 compared with 43% as on March 31, 2021), driven by its long-term strategy of increasing the overall retail share to more than 80% by FY2026.

ICRA also notes the improvement in the Group's asset quality indicators, with reported gross stage 3 (GS3; consolidated) of 4.08% as on June 30, 2022 compared with 6.67% as on June 30, 2021, owing to improved collections across assets classes and some reduction on account of the sale of delinquent accounts to asset reconstruction companies (ARCs). Further, the Group

had an overall standard restructured book of Rs. 2,019 crore as on June 30, 2022. As it maintains management overlay provisions of ~Rs. 1,450 crore, the incremental impact on the profitability may be limited even if there are significant slippages from the restructured loan book.

The strengths are partially offset by the Group's moderate profitability, its presence in relatively riskier lending segments and the portfolio vulnerability arising out of the wholesale book especially real estate lending. ICRA, however, notes that the group plans to rundown the real estate book gradually over the medium term and infrastructure financing would also be done on a selective basis using an asset-light model. While ICRA does not expect significant asset quality challenges from the infrastructure portfolio given that the focus is on sectors such as renewable, roads and transmission, ~80% of the portfolio is operational and there have been limited slippages in the book originated since 2012. There could be some credit costs from the real estate portfolio.

Nevertheless, the Group has good pre-provision profitability (~4% in FY2022) on a consolidated basis and can thus make additional provisions, if required. Incrementally, the company's ability to manage the asset quality in the retail segments, especially the relatively higher yielding unsecured product segments, would be a key monitorable. Also, continued support from L&T, sustained financial performance and the ability to reduce portfolio vulnerability remain key rating monitorable.

Key rating drivers and their description

Credit strengths

Strong parentage and strategic importance to L&T Group - L&T (rated [ICRA]AAA (Stable), which holds a majority stake in LTFHL, considers LTFHL as a critical and integral part of the L&T Group's long-term strategy. LTFHL and its subsidiaries, while operating independently, benefit from the brand name of L&T. The parent's demonstrated support in the form of capital (latest equity capital infusion of ~Rs. 1,900 crore in FY2021; Rs. 2,000 crore infused in FY2018), management and technical support, and the presence of liquidity lines, strengthen the LTFHL Group's credit profile.

While the change in the LTFHL group's long-term strategy towards retail segments could lead to a reduction in the operational synergies between LTFHL and L&T, ICRA believes that L&T will continue to maintain linkages, management oversight and control, and majority shareholding on an ongoing basis. Also, the LTFHL Group's access to other L&T Group companies could provide support in stress resolution, especially in the real estate portfolio. Thus, LTFHL's ratings continue to draw strength from L&T and any change in the ratings of the parent and/or support from the parent company would be a key rating sensitivity.

Diversified portfolio mix with increasing share of retail loans - At the consolidated level, LTFHL's lending book moderated to Rs. 88,078 crore as on June 30, 2022 from Rs. 88,341 crore as on March 31, 2022 (Rs. 94,013 crore as on March 31, 2021) with the decline largely being on account of the rundown of the wholesale book while retail loans continued to grow. As on June 30, 2022, 54% of LTFHL's portfolio comprised loans to the retail segments (rural business loans (16%), farm equipment (13%), two-wheeler (9%), home loans/loan against property (LAP; 13%) and consumer loans (3%)) while the balance (46%) comprised loans to the wholesale segments (real estate finance (11%), infrastructure finance (34%) and defocused book (1%)). Going forward, the retail book is expected to grow at a higher pace while wholesale loans would continue to degrow.

L&T Finance Limited (LTF) added some new allied products to the existing product suite of the retail segment and it launched the new small and medium-sized enterprise (SME) finance business in FY022. With the 'Lakshya 2026' strategic plan, LTF targets to increase the proportion of retail assets to 80% in the medium to long term, which is currently at 54% (June 30, 2022). Also, the retail portfolio reported the highest-ever quarterly disbursement and increased by 19% year-on-year (YoY) to Rs. 47,794 crore as on June 30, 2022. Within the retail segment, the consumer loan product, which was started in Q3 FY2020, stood at Rs. 3,027 crore as on June 30, 2022 (Rs. 780 crore as on June 30, 2021), mainly driven by the extensive use of digitalisation.

Comfortable capitalisation levels with demonstrated financial support from parent - At the consolidated level, LTFHL's capitalisation remains adequately supported by its track record of raising funds and good internal capital generation. The muted business growth in FY2022 and the equity capital raise of Rs. 3,000 crore through the rights issue in Q4 FY2021 resulted



in an improvement in the gearing to 4.3 times as on March 31, 2022 and further to 4.1 times as June 30, 2022 (4.7 times as on March 31, 2021). The consolidated capital-to-risk weighted assets ratio (CRAR) remained stable at 23.12% (Tier 1: 19.98%) on June 30, 2022.

ICRA believes that prudent capitalisation is one the key mitigants for absorbing any asset quality related shocks and expects that the company would maintain a prudent capitalisation profile, going forward. Nonetheless, given the strong parentage and its demonstrated ability to raise capital from market, LTFHL's capitalisation profile is expected to remain adequate. ICRA expects support from L&T to be forthcoming as and when required.

Good financial flexibility and diversified borrowing mix – The Group enjoys good financial flexibility in raising funds at competitive rates, with the strong brand name of L&T and its track record of raising funds from banks and capital markets. The Group's funding profile is fairly diversified with a mix of non-convertible debentures, bank borrowings, and commercial paper. As on June 30, 2022, the overall market borrowings stood at ~53% of the total borrowings with bank borrowings accounting for the balance. At the same time, the proportion of commercial papers in the overall funding mix remained low at 8% as on June 30, 2022. ICRA takes comfort from the company's liquidity buffers, cash flow from its short-term assets and its policy of maintaining adequate unutilised bank facilities as liquidity backup. The liquidity profile is also supported by the good financial flexibility of the Group and the Rs. 1,800-crore revolving line of credit from L&T as a standby liquidity arrangement.

Credit challenges

Moderate, albeit improving, asset quality indicators – The Group's asset quality indicators improved further in FY2022 with the consolidated gross and net stage 3 at 4.1% and 1.9%, respectively, as on June 30, 2022 compared with 6.7% and 2.3%, respectively, as on June 30, 2021. This was on account of controlled slippages, recoveries and write-offs in the retail segments and the improvement in the asset quality indicators in the infrastructure financing business. Furthermore, LTF had a one-time restructured (OTR) book of Rs. 2,019 crore outstanding as on June 30, 2022. From a credit cost perspective, the investment in security receipts (Rs. 4,886 crore as on March 31, 2022) could have some bearing on the earnings profile owing to incremental provisioning requirements, as and when required.

ICRA notes that the Group has maintained additional/macro-prudential provisions (over and above expected credit loss (ECL) on GS3 and standard assets provisions) of Rs. 1,450 crore as on June 30, 2022 for unanticipated future event risks. Given that some of the business segments are currently under moratorium, these provisions are expected to mitigate the impact on the profitability, going forward, to some extent. Overall, the profitability remained moderate in FY2021 and FY2022 on account of the high credit costs incurred over the past two years. Under its 'Lakshya 2026' strategy, LTF plans to make extensive use of digitisation in all the functional areas of sourcing, underwriting, disbursement, and collections. As per LTF's management, the focus on digitisation will help in the better servicing of customers and maintaining good credit quality. Overall, the Group's ability to grow the business volumes profitably while improving the asset quality would have a bearing on its overall financial profile and would be a key monitorable.

Presence in relatively riskier lending segments, though share of wholesale exposures is declining gradually – The overall portfolio vulnerability remains high for the Group in some of the key business segments. The microloans and two-wheeler segments are likely to remain vulnerable, given the rising inflation and interest rates, as the livelihood and cash flows of the underlying borrowers (customers are primarily from relatively weaker socio-economic backgrounds) have been somewhat impacted. Nonetheless, the collection performance, post the onset of the Covid-19 pandemic, has improved for both these business segments. Also, the real estate sector continues to witness some stress; therefore, the asset quality in this segment is a key monitorable. While the company has large ticket size exposures in Infrastructure finance, the focus is on sectors such as renewable, roads and transmission, which face relatively lower cash flow risk. Nevertheless, the Group's sell-down strategy provides room for disbursements in the infrastructure financing segment without any increase in capital allocation to the segment.

The LTFHL Group has been focusing on increasing the granularity in the loan book with a higher share of the retail business in the portfolio mix (54% as on June 30, 2022 compared with 43% as on March 31, 2021). LTFHL's ability to manage recoveries or mitigate losses through the enforcement of security, while arresting fresh slippages and thus keeping a check on the credit costs, will have a bearing on its earnings profile.

Liquidity position: Strong

LTFHL's liquidity profile is comfortable at the standalone as well as consolidated level. On a consolidated basis, the Asset and Liability Management (ALM) profile, as on June 30, 2022, reflected positive cumulative mismatches across all buckets up to 1 year. As of June 30, 2022, the company had available liquidity in the form of cash and liquid investments of ~Rs. 7,770 crore and unutilised bank lines of ~Rs. 4,168 crore (including Rs. 1,800-crore credit line from L&T as on June 30, 2022), providing comfortable liquidity cover over the principal debt repayments of Rs. 29,342 crore, which are due over the next one year. Further, the liquidity is supported by the expected principal cash inflow of ~Rs. 31,737 crore from advances during the above-mentioned period. LTFHL enjoys strong financial flexibility to mobilise long-term funding on the back of its established track record and parentage.

Rating sensitivities

Positive factors – Not applicable

Negative factors – Any significant change in the likelihood of support from the parent or a deterioration in the parent's credit profile could warrant a rating revision. Pressure on the ratings could emerge in case of an increase in the consolidated leverage on a sustained basis to over 7.5 times and/or the weakening of the asset quality, leading to a deterioration in the solvency profile (Net stage 3/Net worth >20%) on a sustained basis.

Analytical approach

| Analytical Approach | Comments |
|---------------------------------|--|
| Applicable rating methodologies | ICRA's Credit Rating Methodology for Non-banking Finance Companies Impact of Parent or Group Support on an Issuer's Credit Rating |
| Parent/Group support | Ultimate parent/Investor: Larsen & Toubro Ltd. The ratings continue to draw significant strength from LTFHL's parentage, with L&T holding 66.23% in the company as on June 30, 2022, and the expectation that support from L&T would continue as and when required. The ratings also draw comfort from the LTFHL Group's increased strategic importance to the parent with financial services being a focus area for the L&T Group and LTFHL being the holding company for the L&T Group's financial services business. |
| Consolidation/Standalone | While arriving at the ratings, ICRA has considered the consolidated performance of LTFHL and its subsidiaries carrying on business as finance companies, given the strong operational and financial synergies between the companies. Please refer to Annexure II. |

About the company

L&T Finance Limited (LTF) was originally incorporated as Apeejay Finance Group Ltd in 1993. In December 2012, L&T Finance Holdings Limited (LTFHL) acquired 100% equity in the company, following which its name was changed to Family Credit Limited. In FY2017, as a part of LTFHL's business restructuring, L&T Finance Limited and L&T FinCorp Limited (both entities now dissolved) were merged with Family Credit Limited and the combined entity was rechristened L&T Finance Limited. Further, L&T Housing Finance Limited, and L&T Infrastructure Finance Company Limited merged with LTF in April 2021.

As on June 30, 2022, the company had a total portfolio of Rs. 80,711 crore. While 59% of the loans were to the retail book {rural (32%), urban finance (13%), home loans (11%) and LAP (3%)}, the balance (41%) comprised the wholesale segment {infrastructure finance (28%), real estate (12%) and defocused (1%)}. LTF's net worth stood at Rs. 16,064 crore as on June 30, 2022.

LTF reported a profit after tax (PAT) of Rs. 214 crore on total income of Rs. 2,963 crore for Q1 FY2023 compared with a PAT of Rs. 100 crore on total income of Rs. 2,870 crore for Q1 FY2022.

L&T Finance Holdings Limited

L&T Finance Holdings Limited (LTFHL) was originally incorporated as L&T Capital Holdings Ltd in May 2008 and its name was subsequently changed in September 2010. The company is registered as an NBFC-CIC with the RBI. It is promoted by Larsen & Toubro Limited (L&T) as the holding company of L&T Group's financial services companies.

LTFHL, through its subsidiaries, offers a diverse range of financial products and services across rural, housing and wholesale finance businesses. It also offers fund management and other non-fund based services, such as insurance and mutual fund distribution and financial advisory services (project finance and pre-bid advisory), through its subsidiaries. L&T holds a majority stake of 66.2% stake in LTFHL as on June 30, 2022.

On a consolidated basis, LTFHL reported a profit after tax (PAT) of Rs. 1,049 crore on an asset base of Rs. 1,06,902 crore for the year FY2022 as compared with a PAT of Rs. 949 crore on an asset base of Rs. 1,08,972 crore for FY2021. For Q1FY2023, the group reported a PAT of Rs. 262 crore. The consolidated entity's net worth was Rs. 20,193 crore as on June 30, 2022.

Key financial indicators

| L&T Finance Limited (Rs. crore) | FY2020 | FY2021 | FY2022 |
|--|-------------------------|---------------------|---------------------|
| | [prior to amalgamation] | [post amalgamation] | [post amalgamation] |
| Total income | 8,680 | 12,693 | 11,445 |
| Profit after tax (PAT) | 366 | 1 | 808 |
| Net worth | 8,894 | 15,621 | 16,491 |
| Total portfolio | 46,453 | 83,995 | 81,799 |
| Total assets | 52,577 | 96,209 | 96,172 |
| Return on total assets (PAT/ATA) | 0.7% | 0.0% | 0.8% |
| Return on average net worth (PAT/Avg. net worth) | 4.1% | 0.0% | 5.0% |
| Gearing (times) | 4.9 | 5.1 | 4.8 |
| Gross stage 3 | 5.5% | 5.5% | 4.0% |
| Net stage 3 | 2.4% | 1.7% | 2.1% |
| Net stage 3/Net worth | 11.7% | 8.8% | 10.2% |

Source: Company, ICRA Research; All ratios as per ICRA's calculations

FY2021 not comparable with previous years due to merger of L&T Housing Finance Ltd (LTHFL) and L&T Infrastructure Finance Company Ltd (LTIIF) with LTF.

| L&T Finance Holdings Limited (consolidated) | FY2020 | FY2021 | FY2022 |
|--|---------|---------|---------|
| Total Income | 14,477 | 14,080 | 12,324 |
| Profit after tax (PAT) | 2,174* | 949 | 1,049 |
| Net Worth | 14,692 | 18,773 | 19,948 |
| Lending business Book | 98,384 | 94,013 | 88,341 |
| Total assets | 109,545 | 108,972 | 106,902 |
| Return on average total assets (PAT/ATA) | 2.0%* | 0.9% | 1.0% |
| Return on average net worth (PAT/Avg. net worth) # | 15.5%* | 5.8% | 5.5% |
| Consolidated gearing (times) | 6.4 | 4.7 | 4.3 |
| Gross Stage 3 | 5.4% | 5.0% | 3.8% |
| Net Stage 3 | 2.3% | 1.6% | 2.0% |
| Net Stage 3/Net worth | 14.1% | 7.3% | 8.4% |

* Prior to deduction of one-time DTA of Rs. 473.38 crore during FY2020 post transition to new tax regime. Net of one-time DTA impact, PAT during FY2020 stood at Rs. 1,700 crore translating into RoA and RoE of 1.58% and 12.08%.



#Excluding minority interest

Source: Company, ICRA Research Amount in Rs. Crore; ICRA calculations

Status of non-cooperation with previous CRA: Not applicable

Any other information: None



Rating history for past three years

| Instrument | Type | Amount Ratd (Rs. crore) | Amount O/s as of Jul-31-22 (Rs. crore) | Current Rating (FY2023) | | Chronology of Rating History for the Past 3 Years | | | |
|--|------------|----------------------------------|---|-----------------------------|-----------------------------|---|-------------------------------|-------------------------------|-------------------------------|
| | | | | Date & Rating in FY2023 | | Date & Rating in FY2022 | | Date & Rating in FY2021 | |
| | | | | Sep-12-22 | Aug-19-22 Aug-8-22 | Aug-31-21 Aug-09-21 | Apr-26-21 | Sep-30-20 | Mar-31-20 Aug-30-19 |
| 1 Non-convertible Debenture Programme (public issuance)* | Long Term | 5,000.00 | 0.00 | [ICRA]AAA (Stable) | | | | | |
| 2 NCD (Infra bonds) | Long Term | 327.31 | 0.00 | [ICRA]AAA (Stable) | [ICRA]AAA (Stable) | [ICRA]AAA (Stable) | [ICRA]AAA (Negative) | | |
| 3 Commercial Paper Programme | Short Term | 26,000.00 | 5,475.00 | [ICRA]A1+ | [ICRA]A1+ | [ICRA]A1+ | [ICRA]A1+ | [ICRA]A1+ | [ICRA]A1+ |
| 4 Long-term Fund Based/Non-fund Based Bank Lines Programme | Long Term | 37,300 | 13,301.50 | [ICRA]AAA (Stable) | [ICRA]AAA (Stable) | [ICRA]AAA (Stable) | | | |
| 5 Long term - Unallocated Bank Lines Programme | Long Term | 0.00 | 0.00 | - | - | [ICRA]AAA (Stable) | | | |
| 6 Long term - Fund-based Term Loan | Long Term | 0.00 | 0.00 | - | - | - | [ICRA]AAA (Negative) | [ICRA]AAA (Negative) | [ICRA]AAA (Negative) |
| 7 Non-convertible Debenture Programme | Long Term | 15,863.15 | 5,914.00 | [ICRA]AAA (Stable) | [ICRA]AAA (Stable) | [ICRA]AAA (Stable) | [ICRA]AAA (Negative) | [ICRA]AAA (Negative) | [ICRA]AAA (Negative) |
| 8 Long-term Market Linked Debenture Programme | Long Term | 2,000 | 284.00 | PP-MLD[ICRA]AAA (Stable) | PP-MLD[ICRA]AAA (Stable) | PP-MLD[ICRA]AAA (Stable) | PP-MLD[ICRA]AAA (Negative) | PP-MLD[ICRA]AAA (Negative) | PP-MLD[ICRA]AAA (Negative) |
| 9 Non-convertible Debenture Programme (public issuance)* | Long Term | 3,730.43 | 1,230.43 | [ICRA]AAA (Stable) | [ICRA]AAA (Stable) | [ICRA]AAA (Stable) | [ICRA]AAA (Negative) | [ICRA]AAA (Negative) | [ICRA]AAA (Negative) |
| 10 Subordinated Debt Programme | Long Term | 5,425.00 | 2,296.50 | [ICRA]AAA (Stable) | [ICRA]AAA (Stable) | [ICRA]AAA (Stable) | [ICRA]AAA (Negative) | [ICRA]AAA (Negative) | [ICRA]AAA (Negative) |
| 11 Perpetual Debt Programme | Long Term | 900.00 | 395.00 | [ICRA]AAA+ (Stable) | [ICRA]AAA+ (Stable) | [ICRA]AAA+ (Stable) | [ICRA]AAA+ (Negative) | [ICRA]AAA+ (Negative) | [ICRA]AAA+ (Negative) |

Source: Company, ICRA Research

* The rated limit is interchangeable with unsecured subordinated redeemable non-convertible debt (public issue)

*Public issue of secured redeemable non-convertible debt



Complexity level of the rated instrument

| Instrument | Complexity Indicator |
|---|----------------------|
| Non-convertible debenture programme | Simple |
| Non-convertible debenture programme (Infra bonds) | Simple |
| Long-term market linked debenture programme | Moderately Complex |
| Subordinated debt | Simple |
| Perpetual debt | Simple |
| Bank lines programme | Very Simple |
| Commercial paper programme | Very Simple |

The Complexity Indicator refers to the ease with which the returns associated with the rated instrument could be estimated. It does not indicate the risk related to the timely payments on the instrument, which is rather indicated by the instrument's credit rating. It also does not indicate the complexity associated with analysing an entity's financial, business, industry risks or complexity related to the structural, transactional or legal aspects. Details on the complexity levels of the instruments, are available on ICRA's website: www.icra.in

Annexure I: Instrument details (As on July 31, 2022)

| ISIN | Instrument Name | Date of Issuance / Sanction | Coupon Rate (In %) | Maturity Date | Amount Rated (Rs. Crore) | Current Rating and Outlook |
|--------------|-----------------------------|-----------------------------|--------------------|---------------|--------------------------|----------------------------|
| INE691I07240 | Non-convertible Debenture | Oct 18, 2011 | 9.70% | Oct 18, 2028 | 500 | [ICRA]AAA (Stable) |
| INE691I07356 | Non-convertible Debenture | Jan 11, 2013 | 9.00% | Jan 11, 2023 | 450 | [ICRA]AAA (Stable) |
| INE691I07398 | Non-convertible Debenture | May 29, 2013 | 8.35% | May 29, 2023 | 110 | [ICRA]AAA (Stable) |
| INE691I07AL5 | Non-convertible Debenture | May 19, 2015 | 8.84% | May 19, 2025 | 44.5 | [ICRA]AAA (Stable) |
| INE476M07578 | Non-convertible Debenture | May 26, 2015 | 8.90% | May 26, 2025 | 30 | [ICRA]AAA (Stable) |
| INE691I07AR2 | Non-convertible Debenture | May 26, 2015 | 8.85% | May 26, 2025 | 20 | [ICRA]AAA (Stable) |
| INE476M07636 | Non-convertible Debenture | Jun 05, 2015 | 8.90% | Jun 05, 2025 | 25 | [ICRA]AAA (Stable) |
| INE691I07AX0 | Non-convertible Debenture | Jun 05, 2015 | 8.84% | Jun 05, 2025 | 50 | [ICRA]AAA (Stable) |
| INE476M07719 | Non-convertible Debenture | Jul 17, 2015 | 8.95% | Jul 17, 2025 | 10 | [ICRA]AAA (Stable) |
| INE691I07BS8 | Non-convertible Debenture * | Aug 07, 2015 | 8.82% | Aug 05, 2022 | 10 | [ICRA]AAA (Stable) |
| INE476M07800 | Non-convertible Debenture | Oct 20, 2015 | 8.65% | Oct 20, 2022 | 32.5 | [ICRA]AAA (Stable) |
| INE691I07CH9 | Non-convertible Debenture | Nov 13, 2015 | 8.60% | Nov 11, 2022 | 18 | [ICRA]AAA (Stable) |
| INE691I07CM9 | Non-convertible Debenture | Feb 08, 2016 | 8.75% | Feb 06, 2026 | 52 | [ICRA]AAA (Stable) |
| INE691I07CN7 | Non-convertible Debenture | Mar 16, 2016 | 8.80% | Mar 16, 2023 | 10 | [ICRA]AAA (Stable) |
| INE476M07925 | Non-convertible Debenture | Apr 20, 2016 | 8.65% | Apr 20, 2026 | 5 | [ICRA]AAA (Stable) |
| INE476M07AA6 | Non-convertible Debenture | Jul 01, 2016 | 8.75% | Jun 30, 2023 | 10 | [ICRA]AAA (Stable) |
| INE476M07AD0 | Non-convertible Debenture | Jul 22, 2016 | 8.70% | Jul 21, 2023 | 16 | [ICRA]AAA (Stable) |
| INE476M07AS8 | Non-convertible Debenture | Oct 25, 2016 | 7.90% | Oct 23, 2026 | 10 | [ICRA]AAA (Stable) |
| INE691I07DW6 | Non-convertible Debenture | Nov 16, 2016 | 7.95% | Nov 16, 2026 | 47 | [ICRA]AAA (Stable) |
| INE691I07DZ9 | Non-convertible Debenture | Jun 29, 2017 | 7.59% | Nov 18, 2024 | 667 | [ICRA]AAA (Stable) |
| INE691I07EC6 | Non-convertible Debenture * | Jul 25, 2017 | 7.80% | Aug 16, 2022 | 205 | [ICRA]AAA (Stable) |
| INE027E07543 | Non-convertible Debenture * | Aug 08, 2017 | 7.71% | Aug 08, 2022 | 465 | [ICRA]AAA (Stable) |
| INE691I07ED4 | Non-convertible Debenture | Aug 30, 2017 | 7.65% | Aug 30, 2022 | 50 | [ICRA]AAA (Stable) |
| INE476M07BI7 | Non-convertible Debenture | Sep 29, 2017 | 7.65% | Sep 29, 2022 | 200 | [ICRA]AAA (Stable) |
| INE027E07550 | Non-convertible Debenture | Oct 06, 2017 | 7.70% | Oct 06, 2022 | 310 | [ICRA]AAA (Stable) |
| INE027E07618 | Non-convertible Debenture | Dec 12, 2017 | 7.95% | Dec 12, 2022 | 85 | [ICRA]AAA (Stable) |
| INE027E07774 | Non-convertible Debenture | Jan 04, 2019 | 9.00% | Jan 04, 2024 | 800 | [ICRA]AAA (Stable) |

| ISIN | Instrument Name | Date of Issuance / Sanction | Coupon Rate (In %) | Maturity Date | Amount Rated (Rs. Crore) | Current Rating and Outlook |
|--------------|---|-----------------------------|--------------------|---------------|--------------------------|----------------------------|
| INE476M07BS6 | Non-convertible Debenture | Jan 11, 2019 | 8.90% | Jan 11, 2024 | 27 | [ICRA]AAA (Stable) |
| INE027E07AP2 | Non-convertible Debenture | May 28, 2019 | 8.80% | May 28, 2026 | 850 | [ICRA]AAA (Stable) |
| INE027E07AQ0 | Non-convertible Debenture | Jul 31, 2019 | 8.55% | Jul 31, 2026 | 15 | [ICRA]AAA (Stable) |
| INE027E07790 | Non-convertible Debenture | Dec 03, 2021 | 9.00% | Feb 09, 2024 | 50 | [ICRA]AAA (Stable) |
| INE027E07BV8 | Non-convertible Debenture | Feb 01, 2022 | 6.45% | Sep 26, 2025 | 565 | [ICRA]AAA (Stable) |
| INE027E07BW6 | Non-convertible Debenture | Jul 01, 2022 | 7.55% | Jul 01, 2024 | 175 | [ICRA]AAA (Stable) |
| INE027E07923 | Non-convertible Debenture (public issuance) | Mar 13, 2019 | 9.10% | Mar 13, 2024 | 30.32 | [ICRA]AAA (Stable) |
| INE027E07931 | Non-convertible Debenture (public issuance) | Mar 13, 2019 | 9.25% | Mar 13, 2024 | 235.62 | [ICRA]AAA (Stable) |
| INE027E07949 | Non-convertible Debenture (public issuance) | Mar 13, 2019 | 8.75% | Mar 13, 2024 | 1.76 | [ICRA]AAA (Stable) |
| INE027E07956 | Non-convertible Debenture (public issuance) | Mar 13, 2019 | 8.89% | Mar 13, 2024 | 60.07 | [ICRA]AAA (Stable) |
| INE027E07964 | Non-convertible Debenture (public issuance) | Mar 13, 2019 | 9.20% | Mar 13, 2029 | 8.01 | [ICRA]AAA (Stable) |
| INE027E07972 | Non-convertible Debenture (public issuance) | Mar 13, 2019 | 9.35% | Mar 13, 2029 | 110.92 | [ICRA]AAA (Stable) |
| INE027E07980 | Non-convertible Debenture (public issuance) | Mar 13, 2019 | 8.84% | Mar 13, 2029 | 0.7 | [ICRA]AAA (Stable) |
| INE027E07998 | Non-convertible Debenture (public issuance) | Mar 13, 2019 | 8.98% | Mar 13, 2029 | 101.75 | [ICRA]AAA (Stable) |
| INE027E07AE6 | Non-convertible Debenture (public issuance) | Apr 15, 2019 | 8.80% | Apr 15, 2024 | 72.85 | [ICRA]AAA (Stable) |
| INE027E07AF3 | Non-convertible Debenture (public issuance) | Apr 15, 2019 | 9.00% | Apr 15, 2024 | 185.97 | [ICRA]AAA (Stable) |
| INE027E07AG1 | Non-convertible Debenture (public issuance) | Apr 15, 2019 | 8.48% | Apr 15, 2024 | 1.55 | [ICRA]AAA (Stable) |
| INE027E07AH9 | Non-convertible Debenture (public issuance) | Apr 15, 2019 | 8.66% | Apr 15, 2024 | 21.9 | [ICRA]AAA (Stable) |
| INE027E07AI7 | Non-convertible Debenture (public issuance) | Apr 15, 2019 | 8.81% | Apr 15, 2024 | 0.23 | [ICRA]AAA (Stable) |
| INE027E07AJ5 | Non-convertible Debenture (public issuance) | Apr 15, 2019 | 9.01% | Apr 15, 2024 | 18.34 | [ICRA]AAA (Stable) |
| INE027E07AK3 | Non-convertible Debenture (public issuance) | Apr 15, 2019 | 8.85% | Apr 15, 2027 | 10.52 | [ICRA]AAA (Stable) |

| ISIN | Instrument Name | Date of Issuance / Sanction | Coupon Rate (In %) | Maturity Date | Amount Rated (Rs. Crore) | Current Rating and Outlook |
|--------------|---|-----------------------------|--------------------|---------------|--------------------------|----------------------------|
| INE027E07AL1 | Non-convertible Debenture (public issuance) | Apr 15, 2019 | 9.05% | Apr 15, 2027 | 351.99 | [ICRA]AAA (Stable) |
| INE027E07AM9 | Non-convertible Debenture (public issuance) | Apr 15, 2019 | 8.52% | Apr 15, 2027 | 0.45 | [ICRA]AAA (Stable) |
| INE027E07AN7 | Non-convertible Debenture (public issuance) | Apr 15, 2019 | 8.70% | Apr 15, 2027 | 17.48 | [ICRA]AAA (Stable) |
| INE523E08NH8 | Subordinated Debt | Dec 21, 2012 | 9.80% | Dec 21, 2022 | 275 | [ICRA]AAA (Stable) |
| INE691I08263 | Subordinated Debt | Jan 30, 2014 | 9.73% | Jan 31, 2024 | 5 | [ICRA]AAA (Stable) |
| INE691I08263 | Subordinated Debt | Jan 31, 2014 | 9.73% | Jan 31, 2024 | 20 | [ICRA]AAA (Stable) |
| INE691I08271 | Subordinated Debt | Feb 08, 2014 | 9.73% | Feb 09, 2024 | 5 | [ICRA]AAA (Stable) |
| INE691I08271 | Subordinated Debt | Feb 10, 2014 | 9.73% | Feb 09, 2024 | 15 | [ICRA]AAA (Stable) |
| INE691I08289 | Subordinated Debt | Feb 12, 2014 | 9.73% | Feb 16, 2024 | 2 | [ICRA]AAA (Stable) |
| INE691I08289 | Subordinated Debt | Feb 13, 2014 | 9.73% | Feb 16, 2024 | 11 | [ICRA]AAA (Stable) |
| INE691I08289 | Subordinated Debt | Feb 14, 2014 | 9.73% | Feb 16, 2024 | 2 | [ICRA]AAA (Stable) |
| INE691I08289 | Subordinated Debt | Feb 18, 2014 | 9.73% | Feb 16, 2024 | 5 | [ICRA]AAA (Stable) |
| INE691I08297 | Subordinated Debt | Feb 28, 2014 | 9.73% | Mar 14, 2024 | 0.3 | [ICRA]AAA (Stable) |
| INE691I08305 | Subordinated Debt | Mar 04, 2014 | 9.73% | Mar 04, 2024 | 5 | [ICRA]AAA (Stable) |
| INE691I08297 | Subordinated Debt | Mar 06, 2014 | 9.73% | Mar 14, 2024 | 5 | [ICRA]AAA (Stable) |
| INE691I08297 | Subordinated Debt | Mar 07, 2014 | 9.73% | Mar 14, 2024 | 0.3 | [ICRA]AAA (Stable) |
| INE691I08297 | Subordinated Debt | Mar 10, 2014 | 9.73% | Mar 14, 2024 | 0.3 | [ICRA]AAA (Stable) |
| INE691I08297 | Subordinated Debt | Mar 11, 2014 | 9.73% | Mar 14, 2024 | 3 | [ICRA]AAA (Stable) |
| INE691I08297 | Subordinated Debt | Mar 12, 2014 | 9.73% | Mar 14, 2024 | 0.3 | [ICRA]AAA (Stable) |
| INE691I08297 | Subordinated Debt | Mar 14, 2014 | 9.73% | Mar 14, 2024 | 20.8 | [ICRA]AAA (Stable) |
| INE523E08NI6 | Subordinated Debt | Mar 27, 2014 | 10.35% | Mar 27, 2024 | 50 | [ICRA]AAA (Stable) |
| INE027E08020 | Subordinated Debt | Mar 27, 2014 | 10.90% | Mar 27, 2024 | 50 | [ICRA]AAA (Stable) |
| INE759E08028 | Subordinated Debt | Mar 30, 2014 | 9.95% | Mar 28, 2025 | 50 | [ICRA]AAA (Stable) |
| INE027E08038 | Subordinated Debt | Jun 30, 2014 | 10.40% | Jun 28, 2024 | 40 | [ICRA]AAA (Stable) |
| INE691I08313 | Subordinated Debt | Nov 13, 2014 | 9.10% | Nov 13, 2024 | 100 | [ICRA]AAA (Stable) |
| INE691I08321 | Subordinated Debt | Jan 15, 2015 | 8.75% | Jan 17, 2025 | 13.1 | [ICRA]AAA (Stable) |
| INE691I08321 | Subordinated Debt | Jan 16, 2015 | 8.75% | Jan 17, 2025 | 20 | [ICRA]AAA (Stable) |
| INE691I08321 | Subordinated Debt | Jan 19, 2015 | 8.75% | Jan 17, 2025 | 91.9 | [ICRA]AAA (Stable) |
| INE476M08014 | Subordinated Debt | Jan 29, 2015 | 9.35% | Jan 29, 2025 | 100 | [ICRA]AAA (Stable) |
| INE691I08339 | Subordinated Debt | Feb 18, 2015 | 8.75% | Feb 18, 2025 | 225 | [ICRA]AAA (Stable) |
| INE691I08347 | Subordinated Debt | Apr 16, 2015 | 8.90% | Apr 17, 2025 | 44 | [ICRA]AAA (Stable) |
| INE691I08347 | Subordinated Debt | Apr 17, 2015 | 8.90% | Apr 17, 2025 | 56 | [ICRA]AAA (Stable) |
| INE691I08354 | Subordinated Debt | Apr 21, 2015 | 8.90% | Apr 21, 2025 | 79.5 | [ICRA]AAA (Stable) |
| INE691I08362 | Subordinated Debt | Apr 22, 2015 | 8.90% | Apr 22, 2025 | 45 | [ICRA]AAA (Stable) |
| INE691I08370 | Subordinated Debt | Apr 29, 2015 | 8.90% | Apr 29, 2025 | 75 | [ICRA]AAA (Stable) |
| INE691I08388 | Subordinated Debt | May 15, 2015 | 8.90% | May 15, 2025 | 43 | [ICRA]AAA (Stable) |

| ISIN | Instrument Name | Date of Issuance / Sanction | Coupon Rate (In %) | Maturity Date | Amount Rated (Rs. Crore) | Current Rating and Outlook |
|--------------|---|-----------------------------|--------------------|---------------|--------------------------|----------------------------|
| INE69108396 | Subordinated Debt | Jun 03, 2015 | 8.87% | Jun 03, 2025 | 60 | [ICRA]AAA (Stable) |
| INE476M08030 | Subordinated Debt | Jul 14, 2015 | 9.32% | Jul 14, 2025 | 14 | [ICRA]AAA (Stable) |
| INE476M08048 | Subordinated Debt | Jul 24, 2015 | 9.30% | Jul 24, 2025 | 50 | [ICRA]AAA (Stable) |
| INE759E08036 | Subordinated Debt | Sep 09, 2015 | 9.25% | Sep 09, 2025 | 100 | [ICRA]AAA (Stable) |
| INE69108412 | Subordinated Debt | Sep 15, 2015 | 8.90% | Sep 15, 2025 | 20 | [ICRA]AAA (Stable) |
| INE027E08046 | Subordinated Debt | Jan 30, 2016 | 9.35% | Jan 29, 2026 | 32 | [ICRA]AAA (Stable) |
| INE027E08053 | Subordinated Debt | Feb 09, 2016 | 9.35% | Feb 09, 2026 | 18 | [ICRA]AAA (Stable) |
| INE027E08061 | Subordinated Debt | Mar 04, 2016 | 9.48% | Mar 04, 2026 | 50 | [ICRA]AAA (Stable) |
| INE759E08044 | Subordinated Debt | Mar 23, 2016 | 9.30% | Mar 23, 2026 | 100 | [ICRA]AAA (Stable) |
| INE69108446 | Subordinated Debt | Jul 21, 2016 | 8.78% | Jul 21, 2026 | 80 | [ICRA]AAA (Stable) |
| INE69108453 | Subordinated Debt | Aug 09, 2016 | 8.65% | Aug 08, 2031 | 25 | [ICRA]AAA (Stable) |
| INE69108461 | Subordinated Debt | Aug 12, 2016 | 8.63% | Aug 12, 2031 | 25 | [ICRA]AAA (Stable) |
| INE69108479 | Subordinated Debt | Sep 07, 2016 | 8.55% | Sep 05, 2031 | 20 | [ICRA]AAA (Stable) |
| INE69108487 | Subordinated Debt | Jan 04, 2017 | 8.05% | Jan 04, 2027 | 125 | [ICRA]AAA (Stable) |
| INE69108495 | Subordinated Debt | Jan 30, 2017 | 8.05% | Jan 29, 2027 | 15 | [ICRA]AAA (Stable) |
| INE69108511 | Subordinated Debt | Jul 14, 2017 | 7.80% | Jul 13, 2029 | 60 | [ICRA]AAA (Stable) |
| INE69108529 | Subordinated Debt | Oct 31, 2018 | 9.10% | Oct 31, 2028 | 45 | [ICRA]AAA (Stable) |
| INE69108255 | Perpetual Debt | Jan 29, 2014 | 10.35% | Jan 29, 2024 | 50 | [ICRA]AA+ (Stable) |
| INE69108404 | Perpetual Debt | Aug 27, 2015 | 9.90% | Aug 27, 2025 | 150 | [ICRA]AA+ (Stable) |
| INE69108420 | Perpetual Debt | Mar 18, 2016 | 9.50% | Mar 18, 2026 | 50 | [ICRA]AA+ (Stable) |
| INE027E08079 | Perpetual Debt | Mar 30, 2016 | 10.10% | Mar 30, 2026 | 50 | [ICRA]AA+ (Stable) |
| INE476M08055 | Perpetual Debt | Mar 30, 2016 | 9.90% | Mar 30, 2026 | 50 | [ICRA]AA+ (Stable) |
| INE69108438 | Perpetual Debt | Mar 30, 2016 | 9.50% | Mar 30, 2026 | 30 | [ICRA]AA+ (Stable) |
| INE476M08063 | Perpetual Debt | Jun 03, 2016 | 9.60% | Jun 03, 2026 | 15 | [ICRA]AA+ (Stable) |
| INE027E07BQ8 | Long-term Market Linked Debenture Programme | Sep 08, 2021 | G-SEC Linked | Sep 08, 2023 | 30 | PP-MLD[ICRA]AAA (Stable) |
| INE027E07BR6 | Long-term Market Linked Debenture Programme | Sep 15, 2021 | G-SEC Linked | Mar 15, 2023 | 50 | PP-MLD[ICRA]AAA (Stable) |
| INE027E07BZ9 | Long-term Market Linked Debenture Programme | Jul 27, 2022 | G-SEC Linked | Aug 27, 2024 | 204 | PP-MLD[ICRA]AAA (Stable) |
| INE027E14LO8 | Commercial Paper | Sep 03, 2021 | - | Sep 02, 2022 | 150 | [ICRA]A1+ |
| INE027E14LN0 | Commercial Paper | Sep 06, 2021 | - | Sep 05, 2022 | 365 | [ICRA]A1+ |
| INE027E14MD9 | Commercial Paper | Jan 05, 2022 | - | Dec 29, 2022 | 200 | [ICRA]A1+ |
| INE027E14MF4 | Commercial Paper | Jan 18, 2022 | - | Jan 17, 2023 | 250 | [ICRA]A1+ |
| INE027E14LN0 | Commercial Paper | Sep 06, 2021 | - | Sep 05, 2022 | 550 | [ICRA]A1+ |
| INE027E14MM0 | Commercial Paper | Mar 07, 2022 | - | Mar 06, 2023 | 300 | [ICRA]A1+ |
| INE027E14MN8 | Commercial Paper | Mar 21, 2022 | - | Mar 20, 2023 | 250 | [ICRA]A1+ |
| INE027E14MS7 | Commercial Paper | Apr 22, 2022 | - | Apr 21, 2023 | 160 | [ICRA]A1+ |
| INE027E14MS7 | Commercial Paper | Apr 22, 2022 | - | Apr 21, 2023 | 200 | [ICRA]A1+ |

| ISIN | Instrument Name | Date of Issuance / Sanction | Coupon Rate (In %) | Maturity Date | Amount Rated (Rs. Crore) | Current Rating and Outlook |
|--------------|--|-----------------------------|--------------------|---------------|--------------------------|----------------------------|
| INE027E14MS7 | Commercial Paper | Apr 22, 2022 | - | Apr 21, 2023 | 25 | [ICRA]A1+ |
| INE027E14MU3 | Commercial Paper | May 30, 2022 | - | Aug 29, 2022 | 500 | [ICRA]A1+ |
| INE027E14LO8 | Commercial Paper | Sep 03, 2021 | - | Sep 02, 2022 | 400 | [ICRA]A1+ |
| INE027E14MY5 | Commercial Paper | Jun 06, 2022 | - | Jun 05, 2023 | 25 | [ICRA]A1+ |
| INE027E14MY5 | Commercial Paper | Jun 06, 2022 | - | Jun 05, 2023 | 25 | [ICRA]A1+ |
| INE027E14M22 | Commercial Paper | Jun 13, 2022 | - | Aug 30, 2022 | 175 | [ICRA]A1+ |
| INE027E14M22 | Commercial Paper | Jun 13, 2022 | - | Aug 30, 2022 | 325 | [ICRA]A1+ |
| INE027E14NA3 | Commercial Paper | Jun 20, 2022 | - | Jun 19, 2023 | 200 | [ICRA]A1+ |
| INE027E14NB1 | Commercial Paper | Jun 24, 2022 | - | Jun 23, 2023 | 225 | [ICRA]A1+ |
| INE027E14NB1 | Commercial Paper | Jun 24, 2022 | - | Jun 23, 2023 | 75 | [ICRA]A1+ |
| INE027E14NB1 | Commercial Paper | Jun 24, 2022 | - | Jun 23, 2023 | 225 | [ICRA]A1+ |
| INE027E14NE5 | Commercial Paper | Jul 08, 2022 | - | Jul 05, 2023 | 50 | [ICRA]A1+ |
| INE027E14NF2 | Commercial Paper | Jul 15, 2022 | - | Jul 14, 2023 | 75 | [ICRA]A1+ |
| NA | Non-convertible Debenture [^] | NA | NA | NA | 9,949.15 | [ICRA]AAA (Stable) |
| NA | Commercial Paper [^] | NA | NA | NA | 21,250 | [ICRA]A1+ |
| NA | Long-term Market Linked Debenture Programme [^] | NA | NA | NA | 1,716 | PP-MLD[ICRA]AAA (Stable) |
| NA | Non convertible Debenture (infra bonds) [^] | NA | NA | NA | 327.31 | [ICRA]AAA (Stable) |
| NA | Non-convertible Debenture (public issuance) [^] | NA | NA | NA | 2,500 | [ICRA]AAA (Stable) |
| NA | Non-convertible Debenture (public issuance) [^] | NA | NA | NA | 5,000 | [ICRA]AAA (Stable) |
| NA | Perpetual Debt [^] | NA | NA | NA | 505 | [ICRA]AA+ (Stable) |
| NA | Subordinated Debt [^] | NA | NA | NA | 3,128.50 | [ICRA]AAA (Stable) |
| NA | Term Loan-1 | Sep 2018 | NA | Sep 2023 | 1,000 | [ICRA]AAA (Stable) |
| NA | Term Loan-2 | Dec 2017 | NA | July 2023 | 1,200 | [ICRA]AAA (Stable) |
| NA | Term Loan-3 | Mar 2019 | NA | Sep 2023 | 3,200 | [ICRA]AAA (Stable) |
| NA | Term Loan-4 | Mar 2022 | NA | March 2024 | 150 | [ICRA]AAA (Stable) |
| NA | Term Loan-5 | Jun 2022 | NA | Jun 2026 | 450 | [ICRA]AAA (Stable) |
| NA | Line of Credit | Dec 2015 | NA | Mar 2023 | 4,113 | [ICRA]AAA (Stable) |
| NA | Cash Credit | Dec 2013 | NA | Mar 2023 | 320 | [ICRA]AAA (Stable) |
| NA | Working Capital | Jul 2011 | NA | Sep 2023 | 1,435 | [ICRA]AAA (Stable) |
| NA | Non-fund based | May 2016 | NA | Aug 2027 | 260 | [ICRA]AAA (Stable) |
| NA | Long-term Fund Based/Non-fund Based Bank Lines Programme | NA | NA | NA | 25,172 | [ICRA]AAA (Stable) |

Source: Company; [^]Yet to be placed/unutilised; *To be withdrawn later

Annexure II: List of entities considered for consolidated analysis

| Company Name | Ownership* | Consolidation Approach |
|--|-----------------|------------------------|
| L&T Finance Holdings Limited | Holding Company | Full |
| L&T Finance Limited | Subsidiary | Full |
| L&T Infra Credit Limited | Subsidiary | Full |
| L&T Infra Investment Partners Advisory Private Limited | Subsidiary | Full |
| L&T Infra Investment Partners Trustee Private Limited | Subsidiary | Full |
| L&T Investment Management Limited | Subsidiary | Full |
| L&T Mutual Fund Trustee Limited | Subsidiary | Full |
| L&T Financial Consultants Limited | Subsidiary | Full |
| L&T Infra Investment Partners | Subsidiary | Full |

Source: Annual report for FY2022; *For LTFHL

ANALYST CONTACTS

Karthik Srinivasan
+91 22 6114 3444
karthiks@icraindia.com

Manushree Saggar
+91 124 4545 316
manushrees@icraindia.com

Sandeep Sharma
+91 124 4545 820
sandeep.sharma@icraindia.com

Balram Yadav
+91 22 6114 3400
balram.yadav@icraindia.com

RELATIONSHIP CONTACT

L. Shivakumar
+91 22 6114 3406
shivakumar@icraindia.com

MEDIA AND PUBLIC RELATIONS CONTACT

Ms. Naznin Prodhani
Tel: +91 124 4545 860
communications@icraindia.com

Helpline for business queries

+91-9354738909 (open Monday to Friday, from 9:30 am to 6 pm)
info@icraindia.com

About ICRA Limited:

ICRA Limited was set up in 1991 by leading financial/investment institutions, commercial banks and financial services companies as an independent and professional investment Information and Credit Rating Agency.

Today, ICRA and its subsidiaries together form the ICRA Group of Companies (Group ICRA). ICRA is a Public Limited Company, with its shares listed on the Bombay Stock Exchange and the National Stock Exchange. The international Credit Rating Agency Moody's Investors Service is ICRA's largest shareholder.

For more information, visit www.icra.in

ICRA Limited



Registered Office

B-710, Statesman House, 148, Barakhamba Road, New Delhi-110001
Tel: +91 11 23357940-45



Branches



© Copyright, 2022 ICRA Limited. All Rights Reserved.

Contents may be used freely with due acknowledgement to ICRA.

ICRA ratings should not be treated as recommendation to buy, sell or hold the rated debt instruments. ICRA ratings are subject to a process of surveillance, which may lead to revision in ratings. An ICRA rating is a symbolic indicator of ICRA's current opinion on the relative capability of the issuer concerned to timely service debts and obligations, with reference to the instrument rated. Please visit our website www.icra.in or contact any ICRA office for the latest information on ICRA ratings outstanding. All information contained herein has been obtained by ICRA from sources believed by it to be accurate and reliable, including the rated issuer. ICRA however has not conducted any audit of the rated issuer or of the information provided by it. While reasonable care has been taken to ensure that the information herein is true, such information is provided 'as is' without any warranty of any kind, and ICRA in particular, makes no representation or warranty, express or implied, as to the accuracy, timeliness or completeness of any such information. Also, ICRA or any of its group companies may have provided services other than rating to the issuer rated. All information contained herein must be construed solely as statements of opinion, and ICRA shall not be liable for any losses incurred by users from any use of this publication or its contents.

ANNEXURE D
LIST OF BRANCHES AS ON SEPTEMBER 30, 2022

| Sr No | State | City | Location Type | Address |
|-------|--------------|------------|------------------|---|
| 1 | Tripura | Agartala | Primary Location | L&T Finance Ltd, 2nd Floor,Po -Arundhutinagar ,Bardowali, Near Nagerjala Bus Stand, Agartala- 799003 |
| 2 | Uttarpradesh | Agra | Primary Location | L&T Finance Ltd, First Floor, 108, Anand Vrindavan, Sanjay Place, Agra - 282002 |
| 3 | Gujarat | Ahmedabad | Primary Location | L&T Finance Ltd, 1st Floor, Unit No 101 & 104, Ratnaraj Spring Nr, Navrangpura Bus Stand Navrangpura -380015 |
| 4 | Maharashtra | Ahmednagar | Primary Location | L&T Finance Ltd , Ground Floor, Ramkishan, 46/8, Nagar Shirdi Road, Above Saraswat Bank, Ahmednagar - 414001 |
| 5 | Maharashtra | Akola | Primary Location | L&T Finance Ltd, 2nd Floor, Chamber No. 18 & 19, Yamuna Tarang Complex, NH 6, Vidya Nagar, Akola – 444001 |
| 6 | Uttarpradesh | Allahabad | Primary Location | L&T Finance Ltd, Ff109 & Ff110, 1st Floor, Vinayak Complex, Elgin Road, Civil Lines, Allahabad, Up – 211001 |
| 7 | Rajasthan | Alwar | Primary Location | L&T Finance Ltd, 3rd Floor, Balaji Tower, 81, Subhash Nagar, NEB, Alwar -301001 |
| 8 | Maharashtra | Amaravati | Primary Location | L&T Finance Ltd, Plot No.18, Gawande Lay-Out, Sai Nagar Road, Saturna, Amravati-444605 |
| 9 | Chattisgarh | Ambikapur | Primary Location | L&T Finance Ltd, Ground Floor, Near Sbi Main Branch, Sadar Road, Opposite Barejpara Talab, Ambikapur – 497001 |
| 10 | Punjab | Amritsar | Primary Location | L&T Finance Ltd ,G R Tower, Second Floor, Mall Road, Amritsar, Punjab - 143001 |
| 11 | Gujarat | Anand | Primary Location | L&T Finance Ltd, "Imperial Square", 3rd Floor, Office No. 304 & 305, Amul Dairy |

| | | | | |
|----|----------------|-------------|------------------|---|
| | | | | Road, Near Ganesh Chowkdi, Anand.388001 |
| 12 | Andhra Pradesh | Anantapur | Primary Location | L&T Finance Ltd ,15-849, 1st Floor, Opp: Hero Showroom, R.F. Road, Ananthapuramu, Pincode-515001 |
| 13 | Madhya Pradesh | Ashok Nagar | Primary Location | L&T Finance Ltd. H No – 574, Above Patanjali Clinic, Sen Chouraha, Vidisha Road, Ashoknagar - 473331 |
| 14 | Maharashtra | Aurangabad | Primary Location | L&T Finance Ltd, 1st Floor, Ratnaprabha Complex, Jalna Road, Aurangabad-431001 |
| 15 | Odisha | Balasore | Primary Location | L&T Finance Ltd, 2nd Floor, Near Balasore Bus Stand,Sahadev Khunda,Near Ramya Hotel , Balasore- 756001 |
| 16 | Karnataka | Bangalore | Primary Location | L&T Finance Ltd, Site No. 92, Zed Square, JNC Road, 5th Block, Koramangala, Bangalore-95 |
| 17 | Karnataka | Bangalore | Primary Location | L&T Finance Ltd, 2nd Floor, Corner Woods, No.24, D. Rajgopal Road, Sanjay Nagar, Bangalore - 560094 |
| 18 | Karnataka | Bangalore | Primary Location | L&T Finance Ltd, 2nd Floor, City Centre, 79/2, Hebbal Ring Road, Hebbal, Bangalore-560024, Karnataka |
| 19 | West Bengal | Bankura | Primary Location | L&T Finance Ltd, Durgapur Bypass Road, Lalbazzar, Post - Bankura, Dist - Bankura Pin - 722101 |
| 20 | Uttarpradesh | Bareilly | Primary Location | L&T Finance Ltd, Shop No.210-12, Ratandeep Complex, Civil Lines, Near Chowki Chowraha. Bareilly - 243001 |
| 21 | Madhya Pradesh | Bareilly | Primary Location | L&T Finance Ltd. 9 New Rathi Colony Jj Road Bareilly Distt-Raisen Madhya Pradesh --- 464668 |
| 22 | Bihar | Begusarai | Primary Location | L&T Finance Ltd, Param Shaurya Complex, 1st Floor, North Wing, Power House Chowk, Nh:31, Begusarai - 851101 |
| 23 | Karnataka | Belgaum | Primary Location | L&T Finance Ltd , Mahadev Plaza, Cts No 10719, 2nd Floor, |

| | | | | |
|----|----------------|-------------|------------------|--|
| | | | | Kolhapur Circle, Nehru Nagar, Belgaum - 590010 |
| 24 | West Bengal | Berahampur | Primary Location | L&T Finance Ltd , 3/14, 3/15 K K Banerjee Road, 3rd Floor, Behrampur - 742101 |
| 25 | Madhya Pradesh | Betul | Primary Location | L&T Finance Ltd,Beside Phate Missionary,Badora Chowk,Betul Madhya Pradesh --- 460001 |
| 26 | Punjab | Bhatinda | Primary Location | L&T Finance Ltd, Ground Floor, Scf – 123, Gt Road, Bhatinda, Punjab - 151001 |
| 27 | Gujarat | Bhavnagar | Shared Location | L&T Finance Limited, FF-5 Gopi Arcade Waghawadi Road Bhavnagar-364002 |
| 28 | Haryana | Bhiwani | Primary Location | L&T Finance Ltd, Unit No. 03 First Floor, Halwasiya mall, Hansi Gate, Bhiwani, Haryana 127021 |
| 29 | Madhya Pradesh | Bhopal | Primary Location | L&T Finance Ltd. "Alankar Complex",Mezzanine Floor,Above Icici Bank, M. P. Nagar Zone - li,Bhopal – 462011 |
| 30 | Odisha | Bhubaneswar | Primary Location | L&T Finance Ltd, 428/3818, Jaydev Nagar. Bhubaneshwar - 751002 |
| 31 | Gujarat | Bhuj | Primary Location | L&T Finance Ltd, A Wing, Katira Commercial Complex, Shop No 24 , RTO Relocation Site Bhuj , Kutch 370001, INDIA |
| 32 | Karnataka | Bijapur | Primary Location | L&T Finance Ltd, 1911A/1A/3B, Ground Floor, Mukund Nagar, Near Lic Office, Station Road, Vijayapur 586104 |
| 33 | Rajasthan | Bikaner | Primary Location | L&T Finance Ltd., 2nd Floor Vishwanath Plaza, Rani Bazar Circle Bikaner - 334001 |
| 34 | Chattisgarh | Bilaspur | Primary Location | L&T Finance Ltd. Gurukripa Towers 1st Floor Vyapar Vihar Main Road Bilaspur 495001 |
| 35 | Madhya Pradesh | Bina | Primary Location | L&T Finance Ltd. Khasra No. 839, Opposite Nagar Palica, Station Road, Acharwal Ward, Bina, Dist- Sagar Madhya Pradesh - 470001 |
| 36 | Maharashtra | Boisar | Primary Location | L&T Finance Ltd, Second Floor, Office No. B 209, Arihant Market Type E, Oswal Empire, Village |

| | | | | |
|----|----------------|-------------|------------------|---|
| | | | | Boisar, Taluka Palghar, Thane - 401501 |
| 37 | West Bengal | Burdwan | Primary Location | L&T Finance Ltd, 2nd Floor, Sewa'S Laxmipur Math, G.T.Road, Burdwan --713101 |
| 38 | Kerala | Calicut | Primary Location | L&T Finance Ltd, 2nd Floor, Trade Link Complex, Mankavu Junction, Chalappuram Road, Calicut – 673007 |
| 39 | Maharashtra | Chandrapur | Primary Location | L&T Finance Ltd, 1st Floor , Dabhere Complex, Infront Of Pataleshwar Mandir , Chota Bazar , Kasturba Road , Chnadrapur - 442402 |
| 40 | Madhya Pradesh | Chattarpur | Primary Location | L&T Finance Ltd, ward No 4 ,Dosaj Building , First Floor , Mahoba Road Near Bus Stand Chattarpur - 471001 |
| 41 | Tamil Nadu | Chennai | Shared Location | L&T Finance Ltd, 5th And 6th Floor Floor, A Wing, Kgn Towers, 62 Ethiraj Salai (Commander-In-Chief Road), Egmore, Chennai 600015 |
| 42 | Tamil Nadu | Chennai | Primary Location | L&T Financial Consultants Ltd , 5th And 6th Floor Floor, A Wing, Kgn Towers, 62 Ethiraj Salai (Commander-In-Chief Road), Egmore, Chennai 600015 |
| 43 | Madhya Pradesh | Chhindwara | Primary Location | L&T Finance Ltd,Pankaj Plaza,Shop No.8,Elc Chowk,Near Rajiv Gandhi Bhawan,Chhindwara Madhya Pradesh - 480001 |
| 44 | Rajasthan | Chittorgrah | Primary Location | L&T Finance Ltd. Lodha Complex, B Class, Meera Nagar, Opp Lodha Clinic, Chittorgarh - 312001 |
| 45 | Kerala | Cochin | Primary Location | L&T Finance Ltd, Govardhan Buildings, No: 66/3118-A, 2nd Floor, Chittoor Road, Ernakulam, Kochi-682 035, Kerala |
| 46 | Tamil Nadu | Coimbatore | Primary Location | L&T Finance Ltd, 3rd Floor, No 2-8, Bharathiyar Road, Dr.Nrn Layout, P N Palayam Coimbatore- 641037 |
| 47 | West Bengal | Cooch Behar | Primary Location | L&T Finance Ltd, 1st Floor, Kameshwari Road, Ward |

| | | | | |
|----|----------------|-----------|------------------|---|
| | | | | No-2, Near Gunjabari Chowpati, Cooch Behar-736101 |
| 48 | Odisha | Cuttack | Primary Location | L&T Finance Limited, Bridgestone Select Building, Plot No 2820/2823, 3rd Floor, Pira Bazar, Bhanpur, Opposite Cuttack Sadar Police Station, Cuttack Bhubaneswar Highway, Cuttack-753011 |
| 49 | Gujarat | Deesa | Primary Location | L&T Finance Ltd, Office No. 12, 1st Floor Milestone Shopping Centre, Opp Jalaram Temple, Ranpur Road Deesa, Gujarat - 385535 |
| 50 | Uttarakhand | Dehradun | Primary Location | L&T Finance Ltd F-16, A, 24-A, Ncr Plaza, 1st Floor, Hathibadkalan, New Cantt Road, Dehradun- 248001 |
| 51 | Delhi | New Delhi | Primary Location | L&T Finance Ltd, 5th Floor, Dcm Building, 16, Barakhamba Road, Cannought Place, New Delhi 110001 |
| 52 | Madhya Pradesh | Dhar | Primary Location | L&T Finance Ltd. 57,58 Silver Hills Colony Below Icici Bank Indore Ahmadabad Road Dhar Madhya Pradesh - 454001 |
| 53 | Assam | Dibrugarh | Primary Location | L&T Finance Ltd, 2nd Floor, Saruram Complex, T.R Phukan Road, Amolapatty, Dibrugarh, Assam-786001 |
| 54 | Jharkhand | Dumka | Primary Location | L&T Finance Ltd, 2nd floor, Uttamanand Complex, Thana Road Dumka, Jharkhand Pin- 814101 |
| 55 | Chattisgarh | Durg | Primary Location | L&T Finance Ltd, Ward No.24 Ground Floor, Shop Number G-3, Crecent Plaza, Malviya Nagar, Durg 491001 |
| 56 | West Bengal | Durgapur | Primary Location | L&T Finance Ltd, Tech International, 3Rd Floor, Red Cross Road, City Centre, Durgapur- |
| 57 | Uttarpradesh | Faizabad | Primary Location | L&T Finance Ltd, Ground Floor, Attardeep Complex Adarsh Puram, Faizabad, Uttar Pradesh 224001, |

| | | | | |
|----|----------------|-------------|---------------------|---|
| | | | | Near Devkali Bypass Faizabad |
| 58 | Karnataka | Gangavathi | Primary Location | L&T Finance Ltd 1 A, KBN Complex, July Nagar,Opp: Amarajyoti Automobiles,Raichur Road Gangavathi-583227 |
| 59 | Bihar | Gaya | Primary Location | L&T Finance Ltd, 54,Sri Krishna Road, 1st Floor, Near Civil Line Police Station, Gaya, Bihar- 823001 |
| 60 | Uttarpradesh | Ghaziabad | Primary Location | L&T Finance Ltd, 8 Advocate Chamber,RDC Raj Nagar,Ghaziabad- 201002 |
| 61 | Gujarat | Godhara | Primary Location | L&T Finance Ltd, 3rd Floor, Jay Jalaram Plaza, Opp S T Bus Stand, Bus Stand Road, Gdohra 389001. Gujrat |
| 62 | Uttarpradesh | Gorakhpur | Primary Location | L&T Finance Ltd. Shop No- 10, Radhika Complex , Ashuran , Medical College Road , Gorakhpur- 273013 |
| 63 | Andhra Pradesh | Guntur | Primary Location | L&T Finance Ltd, Unit No.4, 1st Floor, Svr'S Empire, Kothapet, Chenakkayala Factory, Guntur-522001 |
| 64 | Assam | Guwahati | Primary Location | L&T Finance Ltd, 3rd Floor, Kushan Plaza, (Mukesh Hyundai Building) Dispur, G.S Road, Guwahati, Assam- 781006 |
| 65 | Madhya Pradesh | Gwalior | Primary Location | L&T Finance Ltd, Ground Floor 52 Kailash Vihar City Centre Near Income tax office Gwalior - 474001 |
| 66 | Uttarakhand | Haldwani | Primary Location | L&T Finance Ltd, Gojajali Uttar, Bareilly Road, Haldwani, Dist.- Nainital, Uttarakhand - 263139 |
| 67 | Madhya Pradesh | Harda | Primary Location | L&T Finance Ltd,Above Bank Of India, New Sabji Mandi,Harda Madhya Pradesh -461335 |
| 68 | Jharkhand | Hazaribagh | Primary Location | L&T Finance Limited, City Plaza, 4Th Floor, Bhagat Singh Chowk, Near Jhanda Chowk, Hazaribagh - 825301, Jharkhand |
| 69 | Gujarat | Himmatnagar | Primary Location | L&T Finance Ltd, First Floor,132 Sun Complex, |

| | | | | |
|----|----------------|-------------|------------------|--|
| | | | | Motipura, Himatnagar, Sabarkantha, Pin: 383001 |
| 70 | Haryana | Hisar | Primary Location | L&T Finance Ltd. - Sco.71, lind Floor, Red Square Market, Nr. Jain Children Hospital, Hisar-125001 |
| 71 | Madhya Pradesh | Hoshangabad | Primary Location | L&T Finance Ltd, SHRI R.K. TOWER SECOND FLOOR, , WARD NO 20, OPP. KRISHI UPAJ MANDI, ITI ROAD, HOSHANGABAD, DISTT. HOSHANGABAD-(MP)-461001 |
| 72 | Punjab | Hoshiarpur | Primary Location | L&T Finance Ltd, Unit No. F.F.2, 1st Floor The Mall Complex, Municipal No B-111 Mch -555, Sutheri Road Hoshiarpur 146001 |
| 73 | Karnataka | Hubli | Primary Location | L&T Finance Ltd, No 472,473 &474,3rd floor, V A Kalburgi Square, Beside Ganesh Hotel, Vivekananda Hospital road, Deshpande Nagar-Hubli, 580020 |
| 74 | Telangana | Hyderabad | Primary Location | L&T Finance Ltd, Unit No.803, 8th floor, T19 Towers, Municipal No. 5-4-156, 157, 173 to 176, 177, 178, 179 and 184/2, Indira Nagar, Ginwala Compound, MG Road, Secunderabad – 500003 |
| 75 | Madhya Pradesh | Indore | Primary Location | L&T Finance Ltd, “Dhan Trident”, Block No.B-3,Pu-4,Scheme No-54, Near Vijay Nagar Square, Indore-452010 |
| 76 | Madhya Pradesh | Jabalpur | Primary Location | L&T Finance Ltd, Second Floor, Digamber Towers, Near Chanchalla Bai Collage, Wright Town, Jabalpur Madhya Pradesh – 482002 |
| 77 | Rajasthan | Jaipur | Primary Location | L&T Finance Ltd, Office No. 102 & 103 , Okay Plus Kailash Tower , Near Durgapura Bus Stand, Main Tonk Road , Jaipur – 302018 |
| 78 | Punjab | Jalandhar | Primary Location | L&T Finance Ltd , Sco 03, Second Floor, Puda Complex, Court Road, Jalandhar, Punjab – 144001 |

| | | | | |
|----|----------------|---------------------------|------------------|---|
| 79 | Maharashtra | Jalgaon | Primary Location | L&T Finance Limited, Shree Mitra Nagar, 2nd floor, office no 201, plot no25 opp vodafone gallery Near Major corner Ganesh colony road, Jalgaon 425001 |
| 80 | Maharashtra | Jalna | Primary Location | L&T Finance Ltd, Ground Floor, Shop No. 3, Faisal Tower, Aurangabad Road, In Front Of Florainn Hotel, Near Barware College, Jalna - 431203 |
| 81 | Gujarat | Jamnagar | Primary Location | L&T Finance Ltd, 208/1st Floor, Shiv Commercial Complex, Jamnagar Rajkot Highway, Jamnagar-361006 |
| 82 | Jharkhand | Jamshedpur | Primary Location | L&T Finance Ltd,3B,Rear Side,3rd Floor, Fairdeal Complex,H. No7,Main Road Bishtupur Jamshedpur - 831001 |
| 83 | Odisha | Jeypore | Primary Location | L&T Finance Ltd. Bye Pass Roadnear S.K.T Hall ,Jeyporekoraput,Odisha-764001 |
| 84 | Uttarpradesh | Jhansi | Primary Location | L&T Finance Ltd, Shivpuri Road ,Nandanpura In Front Of Jmk Motors (Hero Honda Showroom) Sipri Bazaar ,Jhansi – 284003 |
| 85 | Rajasthan | Jodhpur | Primary Location | L&T Finance Ltd, C-44, 2nd Floor, (Rear Portion), 5th Avenue, Pwd Road, Jodhpur 324002 |
| 86 | Assam | Jorhat | Primary Location | L&T Finance Ltd ,2nd Floor,Cd Complex (Infront Of Marwari Thakurwari),A.T Road,Ward No-6,Jorhat-785001 |
| 87 | Gujarat | Junagarh | Primary Location | L&T Finance Limited, Balaji Complex, 1st Floor, Shop No 4, Above Kotak Mahindra Bank, Motibag Road, Junagadh - 362001 |
| 88 | Andhra Pradesh | Kadapa | Primary Location | L&T Finance Ltd, 1st Floor, D N R Laxmi Plaza, D.No1-1626, Yerramukka Pally, Railway Station Road, Kadapa-516004 |
| 89 | Odisha | Kalahandi (Bhawani Patna) | Primary Location | L&T Finance Ltd, Plot No # 363/1760 & 363/1761, 1st Floor, Kesinga Road, Near |

| | | | | |
|-----|----------------|-------------|---------------------|---|
| | | | | Mahesh Honda, Bhawanipatna - 766001 |
| 90 | Chattisgarh | Kanker | Primary Location | L&T Finance Ltd, Shop No. 135, 1 st Floor, Kanker City Centre Mall, Near Bus Stand, Kanker - 494334 |
| 91 | Uttarpradesh | Kannauj | Primary Location | L&T Finance Ltd, 2nd Floor , Asha Complex ,Ashok nagar, kannuj-209206 |
| 92 | Telangana | Karimnagar | Primary Location | L&T Finance Ltd, H.NO. 8- 6-185/A, Lakshmi Towers, Kothirampur, Hyderabad Road, Karimnagar, Telangana- 505001 |
| 93 | Haryana | Karnal | Primary Location | L&T Finance Ltd, Sco 224, First Floor, Sector 12, Karnal – 132001 |
| 94 | Telangana | Khammam | Primary Location | L&T Finance Ltd, 2nd Floor, 8-3-214/A, Wyra Road, Khammam – 507001, Andhra Pradesh |
| 95 | Madhya Pradesh | Khandwa | Primary Location | L&T Finance Ltd. Shree Nagar Padaawa Indore Road Khandwa Madhya Pradesh - 450001 |
| 96 | West Bengal | Kharagpur | Primary Location | L&T Finance Ltd ,Post - Inda, Sbi Atm Bldg, 2nd Floor, Ward No.2, Ot Road, Dist - West Midnapur - 721305 |
| 97 | Madhya Pradesh | Khargone | Primary Location | L&T Finance Ltd. 1st Floor, Yash Tower, Diversion Road, Khargone, Madhya Pradesh—451001 |
| 98 | Maharashtra | Kolhapur | Primary Location | L&T Finance Ltd, F1-F2, First Floor, Jaduban Plaza, Near Paach Bunglow, Kolhapur-416001 |
| 99 | West Bengal | Kolkata | Primary Location | L&T Finance Ltd, 4th Floor Kankaria Centre, Russell Street Kolkata 700071 |
| 100 | West Bengal | Kolkata | Primary Location | L&T Finance Ltd, 15th Floor, PS Srijan Tech Park, Plot 52, Block DN, Saltlake , Sector V, Kolkata 700091, West Bengal |
| 101 | Rajasthan | Kota | Primary Location | L&T Finance Ltd., Plot No . 11,1st Floor,Above Lic Satelite Office,Near Gumapura Thana, Jawahar Road Kota - 324007 |
| 102 | West Bengal | Krishnanagr | Primary Location | L&T Finance Ltd , 6, R.N Tagore Road (High Street), 1st Floor, Krishnanagar, |

| | | | | |
|-----|----------------|-----------|------------------|--|
| | | | | Nadia, West Bengal-741101 |
| 103 | Andhra Pradesh | Kurnool | Primary Location | L&T Finance Ltd. 2nd Floor, Office No.217&218, Sai Vasant Complex, D. No.50-725-A, Birla Compound, Kallur Village, Kurnool-518002 |
| 104 | Uttarpradesh | Lakhimpur | Primary Location | L&T Finance Ltd, Gola Road Lrp Chauraha, Lakhimpur Kheri, Uttar Pradesh - 262701 |
| 105 | Maharashtra | Latur | Primary Location | L&T Finance Ltd.1st Floor, Block No. 203/204, Nirmal Heghts, Nandi Stop, Opp Vishva Super Market, AUSA Road, Latur 413512 |
| 106 | Uttarpradesh | Lucknow | Primary Location | L&T Finance Limited, 4th floor, Commerce House, Habibullah Estate, 11 MG Marg, Hazratganj, Lucknow 226001 |
| 107 | Punjab | Ludhiana | Primary Location | L&T Finance Ltd ,Sbi Building,2nd Floor,Plot No-19,House 223/2,Rani Jhansi Raod,Near Khalsa College For Women,Ludhiana, Punjab -141001 |
| 108 | Bihar | Madhubani | Primary Location | L&T Finance Limited, 2nd floor, Head Post Office Road, Madhubani, Bihar Pin - 847211 |
| 109 | Tamil Nadu | Madurai | Primary Location | L&T Finance Ltd, Rakesh Towers,No.30C, 3rd Floor, Subramania Pillai Street, Bye Pass Road, S.S Colony, Madurai -625016 |
| 110 | West Bengal | Malda | Primary Location | L&T Finance Ltd ,Vivekananda Pally, 1st Floor, Near Nabina Cinema, Malda - 732101 |
| 111 | Madhya Pradesh | Mandsaur | Primary Location | L&T Finance Ltd. 32/2, Ground Floor, Jangali Hanuman, Ward No. 12, Kachchahari Marg, Mandsaur Madhya Pradesh-458001 |
| 112 | Karnataka | Mangalore | Primary Location | L&T Finance Ltd, 1st Floor, Aadheesh Avenue, Shop No 106, Opp. Besent College, M G Road, Kodiala Bail, Mangalore 575003 |
| 113 | Telangana | Medak | Primary Location | L&T Finance Ltd, H. No. 1-10-71.14, 1st Floor, Ward |

| | | | | |
|-----|-------------|--------------|------------------|---|
| | | | | No. 1, Block No.: 10, Above Swaraj Showroom, Hyderabad P.W.D. Road, Auto Nagar, Medak-502110 |
| 114 | Telangana | Mehboobnagar | Primary Location | L&T Finance Ltd, D.No.7-5-114/6/D, 2nd floor, Plot No.48, Survey No.240, Beside Srinivasa Super Market, Hyderabad Road, Laxmi Nagar Colony, Mehboobnagar - 509001 |
| 115 | Gujarat | Mehsana | Primary Location | L&T Finance Ltd, S/6 Maruti Plaza Complex, Nr. Starline Tactore , Nagalpur Highway Mehsana-384001 |
| 116 | Telangana | Miryalguda | Primary Location | L&T Finance Ltd, 1st Floor, 18-1814, Hanumanpet, Sagar Road, Miryalguda, Nalgonda -508207 |
| 117 | Bihar | Motihari | Primary Location | L&T Finance Ltd, 2nd Floor, Hazar Jyoti Complex, Bank Road, Motihari, Bihar - 845401 |
| 118 | Maharashtra | Mumbai | Primary Location | L&T Finance Ltd, 405, Orchid Plaza, Natakawala Lane, Off S.V.Road, Borivali West, Mumbai - 400091 |
| 119 | Maharashtra | Mumbai | Primary Location | L&T Finance Limited, Office No. 601 to 608, 6th Floor, Kamlacharan Commercial Premises, Jawahar Nagar, Goregaon (West), Mumbai - 400062 |
| 120 | Maharashtra | Mumbai | Shared Location | L&T Infra Credit Ltd, Brindavan, Near Mercedes Showroom, Cst Road, Kalina, Santacruz (East), Mumbai - 400098 |
| 121 | Maharashtra | Mumbai | Shared Location | L&T Finance Holidng Ltd, Brindavan, Near Mercedes Showroom, Cst Road, Kalina, Santacruz (East), Mumbai - 400098 |
| 122 | Maharashtra | Mumbai | Shared Location | L&T Finance Ltd, Brindavan, Near Mercedes Showroom, Cst Road, Kalina, Santacruz (East), Mumbai - 400098 |
| 123 | Maharashtra | Mumbai | Primary Location | L&T Financial Consultants Ltd , Brindavan, Near Mercedes Showroom, Cst Road, Kalina, Santacruz (East), Mumbai - 400098 |

| | | | | |
|-----|----------------|-------------|------------------|--|
| 124 | Maharashtra | Mumbai | Primary Location | L&T Finance Ltd, 1518/1519, 15th Floor, & 319, 3rd Floor Rupa Solitaire Building, Millennium Business Park, Mahape, Navi Mumbai – 400710 |
| 125 | Bihar | Muzaffarpur | Primary Location | L&T Finance Ltd, Ramrekha complex, Ground Floor, Chapara Lodi Road, Power House Chowk, Maripur, Muzaffarpur, Bihar - 842001 |
| 126 | Karnataka | Mysore | Primary Location | L&T Finance Ltd, No. 209, Hig, Sharadadevinagar (North) High Tension Double Road, Mysore-570022 |
| 127 | Maharashtra | Nagpur | Primary Location | L&T Finance Limited, Office No. 501, 5th Floor, Shriram Shyam Tower, Sadar, Nagpur - 440001 |
| 128 | Telangana | Nalgonda | Primary Location | L&T Finance Ltd, # 6-5-32/3, Ravindra Nagar, Hyderabad Road, Beside Uco Bank, Nalgonda – 508001 |
| 129 | Maharashtra | Nanded | Primary Location | L&T Finance Ltd, 2nd Floor, S S Tower, Bhagat Singh Road, Bafna, Nanded - 431602 |
| 130 | Maharashtra | Nashik | Primary Location | L&T Finance Ltd, 3rd Floor, Office No. 3&4, Bedmutha'S Navkar Heights, Sharanpur Road, New Pandit Colony, Nashik, Maharashtra 422005 |
| 131 | Madhya Pradesh | Neemuch | Primary Location | L & T Finance Ltd, First Floor, 03 Jawahar Nagar, Near Shivaji Circle, Neemuch (M.P)-458441 |
| 132 | Andhra Pradesh | Nellore | Primary Location | L&T Finance Ltd, 26-11-1375, 2nd Floor, Upstairs Of Bhagyalaxmi Automobiles, Venkata Reddy Nagar, Vedayapalem, Nellore - 524004 |
| 133 | Telangana | Nizamabad | Primary Location | L&T Finance Ltd, 3rd Floor, 21/22, Sri Raja Rajeshwari Complex, Arya Nagar, Pangra, Nizamabad - 503001 |

| | | | | |
|-----|----------------|-----------|------------------|---|
| 134 | Andhra Pradesh | Ongole | Primary Location | L&T Finance Ltd, Shop No.11, 3rd Floor, Guptha'S Square, 60 Ft Road, Ongole - 523002 |
| 135 | Haryana | Palwal | Primary Location | L&T Finance Ltd, 1st Floor, Shiv Vihar, Palwal, Haryana 121102 Land mark - Opp - Sarswati Mahila College |
| 136 | Haryana | Panipat | Shared Location | L&T Finance Ltd, 2nd Floor, N K Tower, Gt Road, Panipat, Haryana - 132103 |
| 137 | Punjab | Pathankot | Primary Location | L&T Finance Ltd, 1st Floor & 2nd Floor, M. K. Complex, Dulhousie Road, Near Cargo Motors, Pathankot,Punjab - 145001 |
| 138 | Punjab | Patiala | Primary Location | L&T Finance Ltd , 2nd Floor,Sco-11,Choti Baradari, Patiala, Punjab-147001 |
| 139 | Bihar | Patna | Primary Location | L&T Finance Ltd, 2nd Floor, Grand Alley, Gandhi Maidan, Patna- 800001 |
| 140 | Maharashtra | Pune | Primary Location | L&T Finance Limited, 3rd Floor, Office No. 301 and 302, Zenith Complex, K B Joshi Path, Shivaji Nagar, Pune - 411005 |
| 141 | Bihar | Purnea | Primary Location | L&T Finance Ltd, 2Nd Floor, Nh-31,Bharat Tower, Jail Chowk, Above Essors Tractor Showroom, Purnea -854301 |
| 142 | Uttarpradesh | Raebareli | Primary Location | L&T Finance Ltd . Nisar Building , First floor, Beside cholamandalam (above MGS Ford) , Ward No - 18, Motal Chauraha ,Civil Lines,,Raebareli-229001 |
| 143 | West Bengal | Raiganj | Primary Location | L&T Finance Ltd, Hdfe Bank Building,, 2nd Floor , Mohanbati, P.S. Raiganj, Dist. Uttar Dinajpur 733134 |
| 144 | Chattisgarh | Raigarh | Primary Location | L&T Finance Ltd. Jagatpur Near Hotel Jindal Regency Kharsia Raigarh 496001 |
| 145 | Chattisgarh | Raipur | Primary Location | L&T Finance Ltd, 1st Floor, Simran Towers,Opposite To Lic Building, Pandri, Raipur – 492004 |
| 146 | Madhya Pradesh | Raisen | Primary Location | L&T Finance Ltd. Bhagel Complex Above Canera |

| | | | | |
|-----|----------------|-------------|---------------------|--|
| | | | | Bank Sagar Road Raisen Madhya Pradesh - 464551 |
| 147 | Andhra Pradesh | Rajahmundry | Primary Location | L&T Finance Ltd, D.No: 7- 26-21, Jupudi Plaza 1st Floor, Maturi Wari Street, T-Nagar, Rajahmundry- 533101 |
| 148 | Gujarat | Rajkot | Primary Location | L&T Finance Ltd, 2Nd Floor, Office No. 212, 214 To 215, Part B, Nath Edifice, Dr. Yagnik, Road, Race Course Road, Rajkot -360001 |
| 149 | Jharkhand | Ranchi | Primary Location | L&T Finance Ltd, 1st Floor, Satyam Complex. 45, Garikhana, Near Pnb, Harmu Road. Ranchi - 834001 |
| 150 | Haryana | Rewari | Primary Location | L&T Finance Ltd, Sco 120, 1st Floor, Brass Market, Rewari - Haryana - 123401 |
| 151 | Haryana | Rohtak | Primary Location | L&T Finance Ltd, Unit No 204, 2nd Floor, Anand Plaza, Chhotu Ram Chowk, Civil Road, Rohtak, Haryana 124001 |
| 152 | Odisha | Rourkela | Primary Location | L&T Finance Ltd, Larsen & Toubro Ltd, 1st Floor, Sector-19, Ambagan, Rourkela – 769005 |
| 153 | Madhya Pradesh | Sagar | Primary Location | L&T Finance Ltd. 1st Floor In Front Of Hotel Gandharv Near Sandeep Medical Bhagwanganj Sagar Madhya Pradesh - 470002 |
| 154 | Bihar | Saharsa | Primary Location | L&T Finance Ltd, 2nd Floor, Prabhat Bhawan, Purab Bazar, Ward No-19, Saharsa, Bihar-852201 |
| 155 | Tamil Nadu | Salem | Primary Location | L&T Finance Ltd, 1st Floor, Empire Arcade, 356/1, Omalur Main Road, Opp. New Bus Stand, Salem - 636004 |
| 156 | Odisha | Sambalpur | Primary Location | L&T Financial Services, 3rd Floor, Back Side Unit, Balaji Business Centre (City Life), Plot No- 1920/3933, Po- Budharaja, Sambalpur, Odisha 768004 |
| 157 | Maharashtra | Satara | Primary Location | L&T Finance Ltd, Office/Chamber no 3 & 4, Ground Floor, Uttakar Arcade, Nr. Bank Of |

| | | | | |
|-----|----------------|-----------|---------------------|--|
| | | | | Maharashtra, Bombay Restaurant Chowk, Godoli, Satara- 415002 |
| 158 | Madhya Pradesh | Satna | Primary Location | L&T Finance Ltd, 341, 1st Floor, Behind Parijat Niwas, Bamhanganwa, Rewa Road, Satna, Madhya Pradesh- 485001 |
| 159 | Madhya Pradesh | Sehore | Primary Location | L&T Finance Ltd, Ward No 4, Sekhrakhadi Road, ,Jayanti Colony Bus Stand, Sehore 466001 |
| 160 | Madhya Pradesh | Seoni | Primary Location | L&T Finance Ltd, No. 486/6, Upper Ground Floor, Opposite IPS School, Mouza Binjhawada, Jabalpur Road, Lugharwada, Seoni, Madhya Pradesh - 480661 |
| 161 | Karnataka | Shahapur | Primary Location | L&T Finance Ltd,Plot No 20-99/2 1st Floor,Above Vijay Tractors, Bb Road,Shahapur-585223 |
| 162 | Madhya Pradesh | Shahdol | Primary Location | L&T Finance Ltd,1st Floor, Kotma Tiraha, By Pass Shahdol Rewa Road, Shahdol - 484001 (Mp) |
| 163 | Karnataka | Shimoga | Primary Location | L&T Finance Ltd, 644, "Rajathagiri", Jewel Rock Road, Shimoga - 577201 |
| 164 | Rajasthan | Sikar | Primary Location | L&T Finance Ltd. 1st Floor, Opp Durga Mata Mandir, Near Roadways Bus Depo, Sikar - 332001 |
| 165 | West Bengal | Siliguri | Primary Location | L&T Finance Ltd, 2nd Floor, Unity Building, Sevoke Road, Siliguri – 734001 |
| 166 | Karnataka | Sindhanur | Primary Location | L&T Finance Ltd, Seshasayana Complex,2nd Floor,Gangavathi Road ,Sindhanur- 584128 |
| 167 | Madhya Pradesh | Sironj | Primary Location | L&T Finance Ltd. Mandi By Pass Road In Front Basoda Agro Sironj Dist.- Vidisha Madhya Pradesh -464228 |
| 168 | Haryana | Sirsa | Primary Location | L&T Finance Ltd, Shri. Prakash Ratna Complex, Ground Floor, Opp. Punjab National Bank, Barnala Road, Sirsa - 125005 |
| 169 | Uttarpradesh | Sitapur | Primary Location | L&T Finance Ltd, First Floor, Citi Centre, Eye Hospital Road. Sitapur – 261001 |

| | | | | |
|-----|----------------|----------------|------------------|---|
| 170 | West Bengal | Siuri | Primary Location | L&T Finance Ltd, Shova Bazar, Ground Floor ,Rabindra Pally ,Suri,Birbhum-731101 |
| 171 | Bihar | Siwan | Primary Location | L&T Finance Ltd, Mirza Complex, Rajendra Path, Siwan Bihar Pin - 841226 |
| 172 | Maharashtra | Solapur | Primary Location | L&T Finance Ltd, 2nd Floor, Jagjivandas Complex, Near Gaud Banglow, Solapur-413001 |
| 173 | Gujarat | Surat | Primary Location | L&T Finance Ltd, Itc, 8th Floor, Near Majura Gate, Ring Road Surat |
| 174 | Gujarat | Surendranagar | Primary Location | L&T Finance Ltd, A-43 Marketing Yard Wadhawan Surendranagar-363001 |
| 175 | Andhra Pradesh | Tadepalligudem | Primary Location | L&T Finance Ltd, 2nd Floor, Extention Counter # 2-12-19, Kam Nursing Home Complex, Railway Station Road, Tadepalligudem, 534101 |
| 176 | Assam | Tezpur | Primary Location | L&T Finance Ltd, 1st Floor, Ashirwad Bhawn ,Ck Das Road,1St Floor,Tezpur-784001 |
| 177 | Maharashtra | Thane | Primary Location | L&T Finance Ltd, 6th Floor, Unit No. 627 and 628, Lodha Supremus II, Road No. 22, Wagle Estate, Thane West - 400604 |
| 178 | Andhra Pradesh | Tirupathi | Primary Location | L&T Finance Ltd. 2nd Floor, Door No. 20-2-660/A2, Krolagunta/Maruthi Nagar, Revenue Ward No. 20, Tirupathi-517501 |
| 179 | Rajasthan | Tonk | Primary Location | L&T Finance Ltd. 1st Floor , Bahadur Residency, Bomor Gate, Jaipur Road, Tonk 304001 |
| 180 | Tamil Nadu | Trichy | Primary Location | L&T Finance Ltd , Sri Krishna Arcade, No.60, First Floor, Thennur High Road, Trichy – 620 017 Tamilnadu |
| 181 | Kerala | Trivandrum | Primary Location | L&T Finance Ltd, Parameswara Towers, 1st Floor, T.C. 15/1948 (4), Vazhuthacaud, Thycaud Village, Thiruvananthapuram – 695014 |

| | | | | |
|-----|----------------|---------------|------------------|--|
| 182 | Madhya Pradesh | Ujjain | Primary Location | L&T Finance Ltd, "Destiny-1", Building No-23, Ghatkarpar Marg, Opposite Vikram Libraryfreeganj, Ujjain(Mp)-456001 |
| 183 | Gujarat | Vadodara | Primary Location | L&T Finance Ltd, 2nd Floor, Sahyog Attrium, Old Padra Road, Vadodara - 390015 |
| 184 | Gujarat | Vapi | Primary Location | L&T Finance Ltd. Plot No. 32 B, Jayam Complex, Near Aameedhara Complex, Nh No. 8, Gidc, Char Rasta, Vapi, Pin.- 396195 |
| 185 | Uttarpradesh | Varanasi | Shared Location | L&T Finance Ltd, 2nd Floor, Unit D-64/127 C-H, Arihant Complex, Sigra, Varanasi -221010 |
| 186 | Tamil Nadu | Vellore | Primary Location | L&T Finance Ltd, No: 306, A. Katpadi Main Road, (Amman Suzuki Complex), Viruthampet, Near Palar Bridge, Vellore - 632006 |
| 187 | Madhya Pradesh | Vidisha | Primary Location | L&T Finance Ltd, 2nd Floor, Plot No .1, Gopal Complex, Rajeev Nagar, Nh – 86, Vidisha Madhya Pradesh - 464001 |
| 188 | Andhra Pradesh | Vijayawada | Primary Location | L&T Finance Ltd, D. 27-23-252, Gopala Reddy Road, 4th Floor, Flat No. 402, Bhaskar Plaza, Governorpet, Vijayawada, Andhra Pradesh – 520002 |
| 189 | Andhra Pradesh | Vishakapatnam | Primary Location | L&T Finance Limited Door No.: 46-19-14, 1st Floor, Mandavari Veedhi, Dondaparthi, Revenue Ward 15, Visakhapatnam, Andhra Pradesh – 530016 |
| 190 | Telangana | Warangal | Primary Location | L&T Finance Ltd, #15-1-422/A&B, 3rd Floor, Svs Legend, (Sri Venkateshwara Automotives), Svp Main Road, Warangal, 506007 |
| 191 | Haryana | Yamunanagar | Primary Location | L&T Finance Ltd, 1st Floor, Sco No 121, Huda Sector 17, Jagadhari, Yamuna Nagar Haryana – 135003 Jagadhari, Yamuna Nagar Haryana – 135003 |

| | | | | |
|-----|----------------|------------|------------------|---|
| 192 | Maharashtra | Hingoli | Primary Location | L&T Finance Limited, Prathameshwara Complex, 2Nd Floor, Office No 2, Near Lic Office, Railway Station Road, Hingoli 431512 |
| 193 | Maharashtra | Mumbai | Primary Location | L&T Finance Limited, Office No. 901 and 902, 9th Floor, Kamalakaran Commercial Premises, Jawahar Nagar, Goregaon (West), Mumbai - 400062 |
| 194 | Telangana | Mancheria | Primary Location | L&T Finance Limited, D No 407/40-4 2nd Floor Vijayalaxmi Towers Bellampalli Road Hitech City Mancheria Telangana 504208 |
| 195 | Gujarat | Ahmedabad | Primary Location | L&T Finance Limited, First Floor, Office No. 105 and 106, Abhishree Avenue, Near Nehru Circle, Ambawadi, Ahmedabad - 380015 |
| 196 | Maharashtra | Mumbai | Primary Location | L&T Finance Limited, Office no. 71, 72, 73, 74, 7th floor, "B" Wing, Aggarwal Trade Center, Plot no. 62, Sector 11, C.B.D Belapur, Navi Mumbai - 400614. |
| 197 | Punjab | Chandigarh | Shared Location | L&T Finance Limited, SCO - 147-148, Sec 8 C, Madhya Marg, Chandigarh 160017 |
| 198 | Madhya Pradesh | Reva | Primary Location | L&T Finance Ltd. Plot No. 289, Khasra No. 692, Sundardas Complex, Ward No. 13, Second Floor, Opp. Mishra Petrol Pump, NH 7 ,Allahbad Road Rewa (M.P) 486001 |
| 199 | Uttarpradesh | Kanpur | Primary Location | L&T Finance Ltd, 14/1116 D-2, 1st Floor, Vodafone Tower , Civil Lines, Kanpur- 208001 |

ANNEXURE E
DIRECTORS' REMUNERATION

Details of Director Remuneration (during the current year and last three financial years)

(Amount in ₹)

| Particulars | FY 2021-22 (including commission up to March 31, 2022) |
|----------------------|---|
| Mr. P.V. Bhide | 24,30,000 |
| Mr. Thomas Mathew T. | 20,40,000 |
| Ms. Nishi Vasudeva | 19,55,000 |
| Dr. Rajani R. Gupte | 27,70,000 |
| Mr. Rishi Mandawat | 17,00,000 |

(Amount in ₹)

| Particulars | FY 2020-21 (including commission up to March 31, 2021) |
|---------------------|---|
| Mr. P.V.Bhide | 26,45,000 |
| Dr. Rajani R. Gupte | 30,15,000 |
| Mr. Rishi Mandawat | 24,20,000 |

(Amount in ₹)

| Particulars | FY 2019-20 (including commission up to March 31, 2020) |
|---------------------|---|
| Mr. Rishi Mandawat | 10,36,000 |
| Mr. P.V.Bhide | 14,64,000 |
| Dr. Rajini R. Gupte | 14,20,000 |

ANNEXURE F

COPY OF BOARD/COMMITTEE RESOLUTIONS



CERTIFIED TRUE COPY OF THE RESOLUTION PASSED BY THE BOARD OF DIRECTORS OF L&T FINANCE LIMITED AT ITS MEETING HELD ON APRIL 12, 2021 THROUGH ELECTRONIC MODE (VIDEO CONFERENCE) AT BRINDAVAN, C.S.T ROAD, KALINA, SANTACRUZ (EAST), MUMBAI – 400098.

CONSIDERING AND APPROVING REVISION IN THE BORROWING POWERS OF THE COMPANY:

“RESOLVED THAT in supersession of the resolutions passed by the Board at its Meeting held on July 19, 2019 and pursuant to and subject to the provisions of Section 179, 180(1)(c) and other applicable provisions, if any, of the Companies Act, 2013 read with applicable rules, the Memorandum and Articles of Association of the Company and applicable regulatory guidelines and subject to the approval of Members at the general meeting, consent of the Board of Directors be and is hereby accorded to borrow from time to time any sum or sums of monies (exclusive of interest) on such terms and conditions as the Committee of Directors may determine, from any one or more banks, persons, firms, companies/bodies corporate, financial institutions, institutional investor(s), mutual funds, insurance companies, pension funds and or any entity/entities or authority/authorities, whether in India or abroad, and whether by way of cash credit, advance or deposits, loans or bill discounting, issue of non-convertible debentures/bonds (“NCDs”), commercial papers, long/short term loans, suppliers credit, securitized instruments such as floating rate notes, fixed rate notes, syndicated loans, commercial borrowing from the private sector window of multilateral financial institutions, either in rupees and/or in such other foreign currencies as may be permitted by law from time to time, and/or any other instruments/securities or otherwise and whether unsecured or secured by mortgage, charge, hypothecation or lien or pledge of the Company’s assets, licenses and properties, whether immovable or movable and all or any of the undertaking of the Company, notwithstanding that the moneys to be borrowed together with the moneys already borrowed by the Company (apart from temporary loans obtained from the Company’s bankers in the ordinary course of business) will or may exceed the aggregate of the paid-up capital of the Company, its free reserves, and securities premium, so that the total amount up to which the moneys may be borrowed and outstanding at any time shall not exceed the sum of Rs. 1,25,000 Crore (Rupees One Lakh Twenty Five Thousand Crore), as per the following sub limits:

| Instruments | (Rs. in Crore) |
|--|----------------|
| Commercial Paper (CPs) | 40,000 |
| Inter Corporate Deposits (ICDs) | 8,000 |
| Non-Convertible Debentures (NCDs) | 70,000 |
| Credit Facilities from Bank/FI's including LER | 70,000 |
| ECB (incl Foreign Currency Loans/Bonds/ INR Denominated Loans/ Masala Bonds) | 20,000 |
| Foreign Currency Loans (FCNR-B) | 15,000 |
| CBLO/ TREPS | 10,000 |
| Corporate Bond Repo | 10,000 |
| Sub Debt (Subject to RBI Limit) | 7,500 |
| Perpetual Debt (Subject to RBI Limit) | 3,500 |
| Fixed Deposits | 1,000 |
| Preference Shares | 1,000 |

L&T Finance Limited
Correspondence Address
 Brindavan, CST Road,
 Kalina, Santacruz (East)
 Mumbai 400 098
 CIN: U65910WB1993FLC060810

Registered Office
 15th Floor, P5 SRIJAN Tech Park,
 Plot No 52, Block- DN, Sector-V,
 Salt Lake City, Kolkata – 700 091,
 District 24-Parganas North

T +91 22 6212 5000
 E customercare@ltfs.com

www.ltfs.com



| Instruments | (Rs. in Crore) |
|--|----------------|
| Total of all above should not exceed at any time | 1,25,000 |

*The utilisation of the above NCD limit above will be based on the actual allotment of NCDs by the Company. The above limit includes all senior NCDs secured, unsecured, market linked debentures, privately placed debentures and public issue debentures.

RESOLVED FURTHER THAT in partial modification of the resolution passed by the Board at its Meeting held on July 19, 2019 granting powers to the Committee of Directors, the Committee of Directors be and is hereby authorized to:

- borrow through various instruments and within the limits stated above or as may be approved by the Board from time to time; and
- hypothesize receivables/movables/book debts, create lien and mortgage immovable properties by way of creating charge in favour of the lender subject to the limits approved under Section 180(1)(c) of the Companies Act, 2013.

RESOLVED FURTHER THAT a certified copy of this resolution be forwarded to relevant statutory and regulatory authorities, as and when required.

RESOLVED FURTHER THAT notwithstanding the aforesaid modification, all actions and decisions taken till date under the said resolution shall be valid and in force.

RESOLVED FURTHER THAT any one Director of the Company, Group Chief Financial Officer, Chief Financial Officer of the Company, Company Secretary of the Company, Ms. Apurva Rathod and Mr. Chintan Mehta be and are hereby severally authorised to do all such acts, deeds, matters and things as may deemed necessary or expedient to give effect to this resolution and for matter connected therewith or incidental thereto."

For L&T Finance Limited

Apurva Rathod
Company Secretary
Place: Mumbai

L&T Finance Limited
Correspondence Address
Brindavan, CST Road,
Kalina, Santacruz (East)
Mumbai 400 098
CIN: U65910WB1993FLC060810

Registered Office
15th Floor, PS SRIJAN Tech Park,
Plot No 52, Block- DN, Sector-V,
Salt Lake City, Kolkata - 700 091,
District 24-Parganas North

T +91 22 6212 5000
E customercare@lts.com

www.lts.com



CERTIFIED TRUE COPY OF THE RESOLUTION PASSED BY THE BOARD OF DIRECTORS OF L&T FINANCE LIMITED AT ITS MEETING HELD ON APRIL 12, 2021 THROUGH ELECTRONIC MODE (VIDEO CONFERENCE) AT BRINDAVAN, C.S.T ROAD, KALINA, SANTACRUZ (EAST), MUMBAI – 400098.

CONSIDERING AND APPROVING REVISION IN THE BORROWING POWERS OF THE COMPANY:

“RESOLVED THAT in supersession of the resolution passed by the Board at its Meeting held on July 19, 2019 and subject to the approval of Members at the general meeting and pursuant to and subject to the provisions of Section 179, 180(1)(a) and other applicable provisions, if any, of the Companies Act, 2013, read with applicable rules, as amended from time to time, the Memorandum and Articles of Association of the Company and subject to such other approvals and permissions as may be required and applicable regulatory guidelines, consent of the Board of Directors be and is hereby accorded to sell, mortgage and / or charge, in addition to the mortgages / charges created / to be created by the Company in such form and manner and with such ranking and at such time and on such terms and conditions as the Board of Directors (including any Committee duly authorised in this behalf) may determine, on all or any of the movable and / or immovable properties, and / or the interest held by the Company in all or any of the movable and / or immovable properties, both present and future and / or the whole or any part of the undertaking(s), together with the power to take over the management of business and concern of the Company in certain events of default, in favour of lender(s), agent(s), and trustee(s) for securing the borrowings of the Company availed / to be availed by way of loan(s) (in foreign currency and / or rupee currency) and securities (comprising fully / partly convertible debentures and / or non-convertible debentures / bonds (“NCDs”) with or without detachable or non-detachable warrants and / or secured premium notes and / or floating rate notes / bonds or other debt instruments), issued / to be issued by the Company, from time to time, subject to the limits approved under Section 180(1)(c) of the Companies Act, 2013, from time to time, together with interest at the respective agreed rates, additional interest, compound interest in case of default, accumulated interest, liquidated damages, commitment charges, premia on prepayment, remuneration of the agent(s) and / or trustee(s), premium (if any) on redemption, all other costs, charges and expenses, including any increase as a result of devaluation / revaluation / fluctuation in the rates of exchange and all other monies payable by the Company in terms of the Loan Agreement(s), Heads of Agreement(s), Debenture Trust Deed(s) or any other agreement / document, entered into / to be entered into between the Company and the lender(s) / investor(s) / agent(s) and / or trustee(s), in respect of the said loans, borrowings / NCDs and containing such specific terms and conditions and covenants in respect of enforcement of security as may be stipulated in that behalf and agreed to between the Company and the lender(s), agent(s) and / or trustee(s);

RESOLVED FURTHER THAT the Committee of Directors be and is hereby authorised to:

1. Finalize and execute such debenture trust deeds or mortgage, charge, hypothecation, lien, promissory notes, deposit receipts and all such deeds, documents, instruments or writings as may be necessary, proper, desirable or expedient as they may deem fit and to give such directions and / or instructions as they may from time to time decide and to accept and give effect to such modifications, changes, variations, alterations, deletions, additions as regards the terms and conditions as may be necessary in this regard; and
2. Generally, to do all such acts, deeds, matters and things, as may be deemed necessary, proper or expedient for the purpose of giving effect to this resolution and for matters connected therewith or incidental thereto.

RESOLVED FURTHER THAT notwithstanding the aforesaid supersession, all actions and decisions taken till date under the said resolution shall be valid and in force.

L&T Finance Limited
Correspondence Address
 Brindavan, CST Road,
 Kalina, Santacruz (East)
 Mumbai 400 098
 CIN: U65910W81993FLC060810

Registered Office
 15th Floor, PS SRIJAN Tech Park,
 Plot No 52, Block- DN, Sector-V,
 Salt Lake City, Kolkata – 700 091,
 District 24-Parganas North

T +91 22 6212 5000
E customercare@ltfs.com

www.ltfs.com



RESOLVED FURTHER THAT any one Director of the Company, Group Chief Financial Officer, Chief Financial Officer of the Company, Company Secretary of the Company, Ms. Apurva Rathod and Mr. Chintan Mehta, be and are hereby severally authorised to do all such acts, deeds, matters and things as may deemed necessary or expedient to give effect to this resolution and for matter connected therewith or incidental thereto."

For L&T Finance Limited

A handwritten signature in blue ink, appearing to read 'Rathod'.

Apurva Rathod
Company Secretary
Place: Mumbai

L&T Finance Limited
Correspondence Address
Brindavan, CST Road,
Kalina, Santacruz (East)
Mumbai 400 098
CIN: U65910WB1993FLC060810

Registered Office
15th Floor, PS SRILAN Tech Park,
Plot No 52, Block- DN, Sector-V,
Salt Lake City, Kolkata - 700 091,
District 24-Parganas North

T +91 22 6212 5000
E customercare@ltfs.com

www.ltfs.com



CERTIFIED TRUE COPY OF THE RESOLUTION PASSED BY THE BOARD OF DIRECTORS OF L&T FINANCE LIMITED AT ITS MEETING HELD ON MARCH 28, 2022

CONSIDERING AND APPROVING ISSUANCE OF NON-CONVERTIBLE DEBENTURES / BONDS BY THE COMPANY:

- A. **"RESOLVED THAT** in supersession of the resolution passed by the Board of Directors at its Meeting held on April 12, 2021 and pursuant to the provisions of Sections 42, 71 and 179 and other applicable provisions, if any of the Companies Act, 2013 read with the relevant rules thereof including the Companies (Prospectus and Allotment of Securities) Rules, 2014, Securities and Exchange Board of India (Issue and Listing of Non-Convertible Securities) Regulations, 2021 read with Operational Circular for issue and listing of Non-convertible Securities, Guidelines issued by Reserve Bank of India ("RBI") and subject to the Rules, Regulations, Guidelines and Circulars issued thereunder from time to time by any Regulatory Authorities, and subject to the approval of the Members of the Company at the General Meeting, consent of the Board be and is hereby accorded to issue non-convertible debentures/bonds on a private placement basis, under a shelf-tranche structure and/or in one or more tranches for an amount not exceeding Rs. 25,000 crores (Rupees Twenty Five Thousand Crores Only) on an annual basis to such person or persons, including one or more companies and bodies corporate, statutory corporations, commercial banks, lending agencies, financial institutions, insurance companies, mutual funds, pension/provident funds and individuals, such that the aggregate issuance of non-convertible debentures/bonds (on a public and/or private placement basis) on an annual basis does not exceed Rs. 25,000 crores (Rupees Twenty Five Thousand Crores Only).

RESOLVED FURTHER THAT the Board be and hereby takes note of the disclosure requirement under clause 2.3.26 of Schedule II of SEBI (Issue and Listing of Non-Convertible Securities) Regulations, 2021 and authorises any one of the Directors of the Company to give the below - mentioned declaration on behalf of the Company/Board at the time of issuance of the Information Memorandum:

- a) the issuer is in compliance with the provisions of Securities Contracts (Regulation) Act, 1956 and the Securities and Exchange Board of India Act, 1992, Companies Act and the rules and regulations made thereunder;
- b) the compliance with the Act and the rules does not imply that payment of dividend or interest or repayment of non-convertible securities, is guaranteed by the Central Government;
- c) the monies received under the offer shall be used only for the purposes and objects indicated in the Offer document;
- d) whatever is stated in this form and in the attachments thereto is true, correct and complete and no information material to the subject matter of this form has been suppressed or concealed and is as per the original records maintained by the promoters subscribing to the Memorandum of Association and Articles of Association.

L&T Finance Limited
Correspondence Address
Brindavan, CST Road,
Kalina, Santacruz (East)
Mumbai 400 098
CIN: U65910WB1993FLC060810

Registered Office
15th Floor, PS SRUJAN Tech Park,
Plot No 52, Block- DN, Sector-V,
Salt Lake City, Kolkata - 700 091,
District 24-Parganas North

T +91 22 6212 5000
E customercare@ltfs.com

www.ltfs.com



RESOLVED FURTHER THAT any one Director of the Company, Group Chief Financial Officer, Chief Financial Officer of the Company, Company Secretary of the Company, Ms. Savita Kodain and Mr. Chintan Mehta be and are hereby severally authorised to do all such acts, deeds, matters and things as may be deemed necessary or expedient to give effect to this resolution and for matter connected therewith or incidental thereto."

- B. "RESOLVED THAT** in supersession of the resolution passed by the Board of Directors ("the Board") at its Meeting held on April 12, 2021 and pursuant to the provisions of Sections 23, 26, 30, 31, 33, 34, 35 and 39 and other applicable provisions, if any of the Companies Act, 2013 read with the relevant rules thereof including the Companies (Prospectus and Allotment of Securities) Rules, 2014, Securities and Exchange Board of India (Issue and Listing of Non-Convertible Securities) Regulations, 2021 read with Operational Circular for issue and listing of Non-convertible Securities, the Securities and Exchange Board of India (Listing Obligations and Disclosure Requirements) Regulations, 2015, as amended (the "Listing Regulations"), Guidelines issued by Reserve Bank of India ("RBI") and subject to the Rules, Regulations, Guidelines and Circulars issued thereunder from time to time by any Regulatory Authorities, the consent of the Board be and is hereby accorded to issue Secured or Unsecured (Subordinated and qualifying for Tier II capital) Redeemable Non-Convertible Debentures whether cumulative and/ or non-cumulative ("NCDs"), for an amount not exceeding Rs. 25,000 crores (Rupees Twenty Five Thousand Crores Only) to be raised through the issuing, offering and allotment of NCDs whether cumulative and/or non-cumulative, to the public, under a shelf-tranche structure in one or more tranches, from time to time, including green shoe option, if any, to investors eligible under applicable law ("the Issue") and to utilize the amount raised by the Issue towards the objects mentioned in the Prospectus/Tranche prospectus(es) and which may be listed on one or more of the recognised stock exchanges in India and at such interest rates and on such terms and conditions as may be determined by the Board/Committee of Directors/any person duly authorised by the Board (including any right to retain oversubscription for issuance of additional NCDs), such that the aggregate issuance of non-convertible debentures / bonds ("NCDs") (on a public and/or private placement basis) on an annual basis does not exceed Rs. 25,000 crores (Rupees Twenty Five Thousand Crores Only).

RESOLVED FURTHER THAT the Managing Director & Chief Executive Officer of L&T Finance Holdings Limited, the holding company, be and is hereby authorised to do various acts, deeds, matters and things as may be deemed necessary or desirable in connection with the Issue, including without limitations the following:

- a) appointing the lead managers, legal counsels, rating agency, trustee, registrar, bankers and any other intermediary to the issue in accordance with the provisions of the Debt Regulations and other applicable laws;
- b) seeking, if required, any approval, consent or waiver from the Company's lenders, and/or parties with whom the Company has entered into various commercial and other agreements, and/or any/all concerned government and regulatory authorities in India, and/or any other approvals, consents or waivers that may be required in connection with the issue, offer and allotment of the NCDs;

L&T Finance Limited
Correspondence Address
 Brindavan, CST Road,
 Kalina, Santacruz (East)
 Mumbai 400 098
 CIN: U65910WB1993FLC060810

Registered Office
 15th Floor, P5 SRUAN Tech Park,
 Plot No 52, Block- DN, Sector-V,
 Salt Lake City, Kolkata – 700 091,
 District 24-Parganas North

T +91 22 6212 5000
 E customercare@ltfs.com

www.ltfs.com



- c) deciding, modifying or altering the pricing and terms and conditions of the NCDs, and all other related matters, including the determination of the size of the NCDs allocation up to the maximum limit prescribed by the Board and the minimum subscription, number of the NCDs to be issued, the timing, nature of debt permitted by applicable laws, type, pricing, type of investors and such other terms and conditions of the issue including coupon rate, yield, retention of oversubscription, if any, etc., in consultation with the lead manager;
- d) finalization of the basis of allotment of the NCDs including in the event of over-subscription;
- e) finalization of the allotment of the NCDs on the basis of the applications received;
- f) acceptance and appropriation of the proceeds of the Issue;
- g) offer the NCDs and to approve all other matters relating to the issue and do all such acts, deeds, matters and things in relation thereto.

RESOLVED FURTHER THAT the Committee of Directors of the Company be and is hereby authorised by the Board to:

- a) approve the Draft Prospectus/Draft Shelf Prospectus, Tranche Prospectus(es)/ Information Memorandum and the Prospectus/Shelf Prospectus for and on behalf of the Board and to sign such Draft Prospectus/Draft Shelf Prospectus, Tranche Prospectus(es)/ Information Memorandum and the Draft Shelf Prospectus/ Shelf Prospectus/Tranche Prospectus;
- b) approve the allotment of the NCDs, allot the NCDs, and approve all other matters relating to the allotment of NCDs including issuance of the Debenture certificates and do all such acts, deeds, matters and things in relation to the allotment of NCDs;
- c) approve the re-formatted Financial Statements of the Company for the purpose of incorporating in the Draft Prospectus/Draft Shelf Prospectus, Tranche Prospectus(es)/ Information Memorandum and the Prospectus/ Shelf Prospectus;
- d) grant any officer at L&T Financial Services, including by way of power of attorney, powers to do such acts, deeds and things as the Authorised Person at absolute discretion may deem necessary or desirable in connection with the offer and allotment of the NCDs;
- e) authorise officials to affix the Common Seal of the Company, if required, to any deed/document/agreement/undertaking/Promissory Note etc.

RESOLVED FURTHER THAT the Managing Director & Chief Executive Officer of the holding company, Whole-time Director and Mr. Keshav Loyalka, Chief Financial Officer, be and are hereby authorized severally to:

- a) enter into and execute all such agreements/arrangements as may be required for appointing Lead Managers, Consortium Members, Debenture Trustee, Legal Advisors, Depositories,

L&T Finance Limited
Correspondence Address
Brindavan, CST Road,
Kalina, Santacruz (East)
Mumbai 400 098
CIN: U65910WB1993FLC060810

Registered Office
15th Floor, PS SRIJAN Tech Park,
Plot No 52, Block- DN, Sector-V,
Salt Lake City, Kolkata – 700 091,
District 24-Parganas North

T +91 22 6212 5000
E customer-care@ltfs.com

www.ltfs.com



Custodians, Registrars and Bankers to the Issue, Printers, Credit Rating Agency(ies), Advertising Agency(ies) and such other persons/agencies as may be involved or concerned in such offerings of NCDs and to remunerate all such persons/agencies, including by the payment of commission, brokerage, fees, etc. as may be deemed fit;

- b) finalise the Draft Prospectus/Draft Shelf Prospectus, Tranche Prospectus(es)/ Information Memorandum and the Prospectus/Shelf Prospectus as the case may be in consultation with the lead managers, as may be required, in accordance with all applicable laws, rules, regulations and guidelines;
- c) make such changes, as may be required to the Draft Prospectus/Draft Shelf Prospectus, Tranche Prospectus(es)/Information Memorandum and the Prospectus/ Shelf Prospectus as may be approved by the Committee of Directors and to sign and issue the Draft Prospectus/Draft Shelf Prospectus, Tranche Prospectus(es)/Information Memorandum and the Prospectus/Shelf Prospectus for and on behalf of the Company and sign such agreements, documents, papers, certificates, affidavits, declarations, etc. and to do all such acts, deeds and things as may be necessary or incidental for giving effect to the above resolution;
- d) to create such mortgages, charges, hypothecation or encumbrances on all or any part of the immovable or movable properties, current or fixed assets, tangible or intangible assets, book debts and/or claims of the Company wherever so situated, present and future, such first charge to rank pari-passu in favour of such debenture holders/secured lenders of the Company, as may be required from time to time, in accordance with the terms of the instrument offered to such debenture holders/secured lenders, to secure all amounts borrowed from them along with interest, cost, charges and other incidental expenses and to register all security documents with the required authority(ies) and make all necessary filings, and reporting for the perfection of such security.

RESOLVED FURTHER THAT any one Director of the Company, the Managing Director & Chief Executive Officer of L&T Finance Holdings Limited, the holding company, the Whole time Director, the Company Secretary, be and are hereby authorized severally to:

- a) file/submit the draft Prospectus/draft Shelf Prospectus, Tranche Prospectus(es)/ Information Memorandum and the Prospectus/Shelf Prospectus, and other documents with SEBI, the Registrar of Companies ("RoC"), Stock Exchange(s) as may be required and/or any corrigendum, amendments supplements thereto, and to apply for the listing of such NCDs in one or more recognised Stock Exchanges in India, as may be required by applicable laws and to sign and execute listing application(s), various agreements including but not limited to mortgage deed/deed of hypothecation/debenture trust deed, debenture trustee agreement, listing agreement, tripartite agreements, undertakings, deeds, declarations, affidavits, certificates, documents, etc. and all other documents and to do all such acts, deeds, things and matters, and take necessary actions and to comply with all formalities as may be required in connection with and incidental to the aforesaid offering of NCDs including the post issue

L&T Finance Limited
Correspondence Address
Brindavan, CST Road,
Kalina, Santacruz (East)
Mumbai 400 098
CIN: U65910WB1993FLC060810

Registered Office
15th Floor, PS SRUJAN Tech Park,
Plot No 52, Block- DN, Sector-V,
Salt Lake City, Kolkata – 700 091,
District 24-Parganas North

T +91 22 6212 5000
E customercare@lifs.com

www.lifs.com



formalities and with power to settle any question, difficulties or doubts that may arise in regard to the issue or allotment of such NCDs as may be deemed fit;

- b) giving or authorizing the giving by persons concerned of such declarations, affidavits, certificates, consents and authorities as may be required from time to time;
- c) authorize the maintenance of a register of holders of the NCDs;
- d) create and register charges and execute such other documents as may be required in connection with the said Issue;
- e) open one or more no-lien bank account with banks ("Bank Account"), registered with Securities and Exchange Board of India under the Securities and Exchange Board of India (Bankers to an Issue), Regulations, 1994 as Bankers to an Issue, for remittance of the Issue Proceeds as received from Investors in the issue of the NCDs, to public;
- f) enter into agreement(s) with the concerned Bank(s), the Registrar appointed for the purpose of the Company and the lead managers to the Issue for opening the Bank Account singly or jointly and without any limit, to operate the said account/s, and to give such instructions including closure thereof as may be required and deemed appropriate by them, and that the said bank/s be and are hereby authorised to honor all cheques and other negotiable instruments drawn, accepted or endorsed and instructions given by the authorised signatories on behalf of the Company and/or lead managers to the issue, as the case may be, in accordance with the regulatory provisions and the agreements entered into for the purpose of the Issue;
- g) to issue NCD certificate(s) to the allottees, do all such acts, deeds, matters and things as may be required to dematerialise the NCDs, to sign agreements and/or such other documents as may be required by National Securities Depository Limited ("NSDL") and Central Depository Services (India) Limited ("CDSL") and to credit the NCDs to the beneficiary accounts of the allottees;
- h) to represent the Company before Registrar of Companies, Maharashtra, SEBI, BSE, Ministry of Corporate Affairs and all statutory and government authorities, intermediaries in the NCD Issue of the NCDs etc. and to furnish additional information, to sign undertakings, declarations, documents and papers, to give clarifications and replies in this regard and to do all such acts, deeds and things and to take actions as may be necessary or incidental to give effect to the resolutions above;
- i) to generally finalise any security offered for this Issue and execute documents in relation to the security creation including mortgage deed/deed of hypothecation/ debenture trust deed, debenture trustee agreement and all such deeds, documents, instruments, applications and writings as it may, at its discretion, deem necessary and desirable for such purpose as it deems fit or as may be necessary or desirable with regard to the security for the Issue;

L&T Finance Limited
Correspondence Address
Brindavan, CST Road,
Kalina, Santacruz (East)
Mumbai 400 098
CIN: U65910WB1993FLC060810

Registered Office
15th Floor, PS SRUJAN Tech Park,
Plot No 52, Block- DN, Sector-V,
Salt Lake City, Kolkata – 700 091,
District 24-Parganas North

T +91 22 6212 5000
E customercare@ltfs.com

www.ltfs.com



- j) to affix the Common Seal of the Company, if required, to any deed/document/agreement/undertaking/Promissory Note etc.

RESOLVED FURTHER THAT no right of set-off or lien will be imposed on the Bank Account by the Company or the bank and a letter foregoing such rights, be obtained from the bank and furnished to authorities as and when required.

RESOLVED FURTHER THAT a certified copy of this resolution be forwarded to relevant statutory and regulatory authorities, as and when required.

RESOLVED FURTHER THAT notwithstanding the aforesaid modification, all actions and decisions taken till date under the said resolution shall be valid and in force.

RESOLVED FURTHER THAT any one Director of the Company, Group Chief Financial Officer, Chief Financial Officer of the Company, Company Secretary of the Company, Ms. Savita Kodain and Mr. Chintan Mehta be and are hereby severally authorized to do all such acts, deeds, matters and things as may deemed necessary or expedient to give effect to this resolution and for matter connected therewith or incidental thereto."

For L&T Finance Limited

A handwritten signature in blue ink, appearing to read 'Rathod'.

Apurva Rathod
Company Secretary
Place: Mumbai

L&T Finance Limited
Correspondence Address
Brindavan, CST Road,
Kalina, Santacruz (East)
Mumbai 400 098
CIN: U65910WB1993FLC060810

Registered Office
15th Floor, PS SRIJAN Tech Park,
Plot No 52, Block- DN, Sector-V,
Salt Lake City, Kolkata – 700 091,
District 24-Parganas North

T +91 22 6212 5000
E customercare@ltfs.com

www.ltfs.com

ANNEXURE G – COPY OF SHAREHOLDERS' RESOLUTION



CERTIFIED TRUE COPY OF SPECIAL RESOLUTION PASSED BY THE MEMBERS OF L&T FINANCE LIMITED AT ITS EXTRA ORDINARY GENERAL MEETING HELD ON APRIL 12, 2021 THROUGH ELECTRONIC MODE (VIDEO CONFERENCE) AT BRINDAVAN, C.S.T ROAD, KALINA, SANTACRUZ (EAST), MUMBAI – 400098.

CREATION OF MORTGAGE/CHARGE ON THE ASSETS:

"RESOLVED THAT in supersession of the earlier resolution passed by the Members at their Meeting held on August 14, 2019 and pursuant to the provisions of Section 180(1)(a) and other applicable provisions, if any, of the Companies Act, 2013, the Memorandum and Articles of Association of the Company and subject to such other approvals and permissions as may be required, consent of the Members, be and is hereby accorded, to sell, mortgage and / or charge, in addition to the mortgages / charges created / to be created by the Company in such form and manner and with such ranking and at such time and on such terms and conditions may be determined, on all or any of the movable and / or immovable properties, and / or the interest held by the Company in all or any of the movable and / or immovable properties, both present and future and / or the whole or any part of the undertaking(s) of the Company, together with the power to take over the management of business and concern of the Company in certain events of default, in favour of lender(s), agent(s), and trustee(s) for securing the borrowings of the Company availed / to be availed byway of loan(s) (in foreign currency and / or rupee currency) and securities (comprising fully / partly convertible debentures and / or non-convertible debentures with or without detachable or non detachable warrants and / or secured premium notes and / or floating rate notes / bonds or other debt instruments), issued / to be issued by the Company, from time to time, subject to the limits approved under Section 180(1)(c) of the Companies Act, 2013, from time to time, together with interest at the respective agreed rates, additional interest, compound interest in case of default, accumulated interest liquidated damages, commitment charges, premium on prepayment, remuneration of the agent(s) and / or trustee(s), premium (if any) on redemption, all other costs, charges and expenses, including any increase as a result of devaluation / revaluation / fluctuation in the rates of exchange and all other monies payable by the Company in terms of the Loan Agreement(s), Heads of Agreement(s), Debenture Trust Deed(s) or any other agreement / document, entered into / to be entered into between the Company and the lender(s) / investor(s) / agent(s) and / or trustee(s), in respect of the said loans, borrowings/debentures and containing such specific terms and conditions and covenants in respect of enforcement of security as may be stipulated in that behalf and agreed to between the Company and the lender(s), agent(s) and / or trustee(s).

RESOLVED FURTHER THAT in connection with the aforesaid, the Board of Directors (including any Committee thereof) be and is hereby authorised to do all such acts, deeds, matters and things as may be deemed necessary, desirable, proper or expedient for the purpose of giving effect to this resolution and for matters connected therewith or incidental thereto."

For L&T Finance Limited

Apurva Rathod
Company Secretary
Place: Mumbai

L&T Finance Limited
Correspondence Address
Brindavan, CST Road,
Kalina, Santacruz (East)
Mumbai 400 098
CIN: U65910WB1993FLC060810

Registered Office
15th Floor, PS SRIJAN Tech Park,
Plot No 52, Block- DN, Sector-V,
Salt Lake City, Kolkata – 700 091,
District 24-Parganas North

T +91 22 6212 5000
E customercare@lts.com

www.lts.com



CERTIFIED TRUE COPY OF SPECIAL RESOLUTION PASSED BY THE MEMBERS OF L&T FINANCE LIMITED AT ITS EXTRA ORDINARY GENERAL MEETING HELD ON APRIL 12, 2021 THROUGH ELECTRONIC MODE (VIDEO CONFERENCE) AT BRINDAVAN, C.S.T ROAD, KALINA, SANTACRUZ (EAST), MUMBAI – 400098.

REVISION IN OVERALL BORROWING POWERS OF THE COMPANY:

“RESOLVED THAT in supersession of the earlier Resolution passed by the Members at their Meeting held on August 14, 2019 and pursuant to the provisions of Sections 180(1)(c) and other applicable provisions, if any, of the Companies Act, 2013, the Memorandum and Articles of Association of the Company, consent of the Members be and is hereby accorded, to borrow, from time to time, any sum or sums of monies (exclusive of interest) on such terms and conditions as may be determined, from anyone or more of the Company's bankers and/or from anyone or more other banks, persons, firms, companies/bodies corporate, financial institutions, institutional investor(s), mutual funds, insurance companies, pension funds and or any entity/entities or authority/authorities, whether in India or abroad, and whether by way of cash credit, advance or deposits, loans or bill discounting, -issue of debentures, commercial papers, long/short term loans, suppliers' credit, securitized instruments such as floating rate notes, fixed rate notes, syndicated loans, commercial borrowing from the private sector window of multilateral financial institutions, either in rupees and/or in such other foreign currencies as may be permitted by law from time to time, and/or any other instruments/securities or otherwise and whether unsecured or secured by mortgage, charge, hypothecation or lien or pledge of the Company's assets, licenses and properties, whether immovable or movable and all or any of the undertaking of the Company, notwithstanding that the moneys to be borrowed together with the moneys already borrowed by the Company (apart from temporary loan obtained from the Company's bankers in the ordinary course of business) will or may exceed the aggregate of the paid-up capital of the Company and its free reserves and securities premium, so that the total amount up to which the moneys may be borrowed by the Company and outstanding at any time shall not exceed the sum of Rs.1,25,000 Crore (Rupees One Lakh Twenty Five Thousand Crore).

RESOLVED FURTHER THAT in connection with the aforesaid, the Board of Directors (including any Committee thereof) be and is hereby authorised to do all such acts, deeds, matters and things as may be deemed necessary, desirable, proper or expedient for the purpose of giving effect to this resolution and for matters connected therewith or incidental thereto.”

For L&T Finance Limited

Apurva Rathod
Company Secretary
Place: Mumbai

L&T Finance Limited
Correspondence Address
Brindavan, CST Road,
Kalina, Santacruz (East)
Mumbai 400 098
CIN: U65910WB1993FLC060810

Registered Office
15th Floor, PS SRIJAN Tech Park,
Plot No 52, Block- DN, Sector-V,
Salt Lake City, Kolkata – 700 091,
District 24-Parganas North

T +91 22 6212 5000
E customercare@lfs.com

www.lfs.com



CERTIFIED TRUE COPY OF SPECIAL RESOLUTION PASSED BY THE MEMBERS OF L&T FINANCE LIMITED AT ITS EXTRA ORDINARY GENERAL MEETING HELD ON APRIL 1, 2022 THROUGH ELECTRONIC MODE (VIDEO CONFERENCE) AT BRINDAVAN, C.S.T ROAD, KALINA, SANTACRUZ (EAST), MUMBAI – 400098

ISSUANCE OF NON-CONVERTIBLE DEBENTURES DURING FY 2022-23

“RESOLVED THAT in supersession of the earlier resolution passed by the Members at their Meeting held on April 12, 2021 and pursuant to the provisions of Sections 42, 71 and 179 and other applicable provisions, if any, of the Companies Act, 2013 read with the relevant rules thereof, including the Companies (Prospectus and Allotment of Securities) Rules, 2014, Securities and Exchange Board of India (Issue and Listing of Non-Convertible Securities) Regulations, 2021 read with the operational circular for issue and listing of non-convertible securities, guidelines issued by the Reserve Bank of India (“RBI”), the Memorandum and Articles of Association of the Company and subject to the rules, regulations, guidelines and circulars issued thereunder from time to time by any regulatory authorities, consent of the Members be and is hereby accorded to offer, issue and allot, in one or more tranches, secured/unsecured, non-convertible debentures/bonds during FY 2022-23 on a private placement basis, for an amount not exceeding in aggregate Rs. 25,000 crores (Rupees Twenty Five Thousand Crores Only) on such terms and conditions and at such times at par or at such premium/discount, as may be decided by the Board (“Board”, which term shall include any committee thereof which the Board may have constituted or may hereinafter constitute to exercise its powers including the powers conferred by this resolution) to such person or persons, including one or more companies, bodies corporate(s), statutory corporations, commercial banks, lending agencies, financial institutions, insurance companies, mutual funds, pension/provident funds and individuals, as the case may be, or such other person/persons as the Board may decide so, for the purpose of meeting long term requirements of funds such that the total issuance of secured/unsecured non-convertible debentures/bonds on a private placement basis during FY 2022-23 does not exceed Rs. 25,000 crores (Rupees Twenty Five Thousand Crores Only).

RESOLVED FURTHER THAT in connection with the aforesaid, the Board, be and is hereby authorized to do all such acts, deeds, matters and things as may be deemed necessary, desirable, proper or expedient for the purpose of giving effect to this Resolution and for matters connected therewith or incidental thereto.”

For L&T Finance Limited

Apurva Rathod
Company Secretary
Place: Mumbai

L&T Finance Limited
Correspondence Address
Brindavan, CST Road,
Kalina, Santacruz (East)
Mumbai 400 098
CIN: U65910WB1993FLOC060810

Registered Office
15th Floor, PS SRUAN Tech Park,
Plot No 52, Block- DN, Sector-V,
Salt Lake City, Kolkata – 700 091,
District 24-Parganas North

T +91 22 6212 5000
E customercare@lts.com

www.lts.com



CERTIFIED TRUE COPY OF THE RESOLUTION DATED DECEMBER 3, 2021 PASSED BY THE COMMITTEE OF DIRECTORS OF L&T FINANCE LIMITED THROUGH CIRCULATION

APPROVAL FOR MODIFICATION IN MATRIX WITH RESPECT TO THE BORROWING FACILITIES TO BE AVAILED BY THE COMPANY:

“**RESOLVED THAT** in supersession of the earlier resolution passed by the Committee of Directors on January 17, 2020 in this respect, with effect from December 6, 2021, the borrowing powers be exercised by the officials in accordance with matrix stated below subject to the overall limit on borrowings approved by the Board from time to time:

| Type of borrowing by the Company | Individual size (per transaction) | Approving Authority - 1 | Approving Authority - 2 | Approving Authority - 3 | Approving Authority - 4 | Approval Matrix |
|---|--|-------------------------|-------------------------|-------------------------------|---|---|
| Credit facilities including External Commercial Borrowings (in form of Foreign Currency Loans/ Bonds, Masala Loans/ Bonds) from Banks/ Financial Institutions/ Multilateral Institutions/ others (Fund Based and non-fund based facilities including Term Loans, Cash Credit, Working | Upto Rs. 500 Crore | Grade FML- 1 or higher | Group Head -Treasury | Group Chief Financial Officer | Managing Director & Chief Executive Officer of L&T Finance Holdings Limited | Approving Authority: Jointly 1 & 2 |
| | More Than Rs. 500 Crore to Rs.1000 Crore | Grade FML- 1 or higher | Group Head -Treasury | Group Chief Financial Officer | Managing Director & Chief Executive Officer of L&T Finance Holdings Limited | Approving Authority: Jointly: 1,2 & 3 |
| | More than Rs.1000 Crore | Grade FML- 1 or higher | Group Head -Treasury | Group Chief Financial Officer | Managing Director & Chief Executive Officer of L&T Finance Holdings Limited | Approving Authority: Jointly: 1,2,3 & 4 |

L&T Finance Limited
Correspondence Address
Brindavan, CST Road,
Kalina, Santacruz (East)
Mumbai 400 098
CIN: U65910WB1993FLC060810

Registered Office
15th Floor, P5 SRIJAN Tech Park,
Plot No 52, Block- DN, Sector-V,
Salt Lake City, Kolkata – 700 091,
District 24-Parganas North

T +91 22 6212 5000
E customercare@ltfs.com

www.ltfs.com



| Type of borrowing by the Company | Individual size (per transaction) | Approving Authority - 1 | Approving Authority - 2 | Approving Authority - 3 | Approving Authority - 4 | Approval Matrix |
|--|--|-------------------------|-------------------------|-------------------------------|---|--|
| Capital Lines) | | | | | | |
| Non-convertible debentures /bonds under public and/or private placement basis (Secured / Unsecured) apart from Tier II and Perpetual Debt ("PD") | Upto Rs. 300 Crore | Grade FML-1 or higher | Group Head - Treasury | Group Chief Financial Officer | Managing Director & Chief Executive Officer of L&T Finance Holdings Limited | Approving Authority: Jointly: 1 & 2 |
| | More Than Rs. 300 Crore to Rs. 500 Crore | Grade FML-1 or higher | Group Head - Treasury | Group Chief Financial Officer | Managing Director & Chief Executive Officer of L&T Finance Holdings Limited | Approving Authority: Jointly: 1,2 & 3 |
| | More Than Rs. 500 Crore | Grade FML-1 or higher | Group Head - Treasury | Group Chief Financial Officer | Managing Director & Chief Executive Officer of L&T Finance Holdings Limited | Approving Authority: Jointly: 1,2,3 & 4 |
| Tier II or PD | Any Amount | Grade FML-1 or higher | Group Head - Treasury | Group Chief Financial Officer | Managing Director & Chief Executive Officer of L&T Finance Holdings Limited | Approving Authority: Jointly: 1,2,3 & 4 |

*FML 1 represents the grade of employees

L&T Finance Limited
Correspondence Address
 Brindavan, CST Road,
 Kalina, Santacruz (East)
 Mumbai 400 098
 CIN: U65910WB1993FLC060810

Registered Office
 15th Floor, PS SRUJAN Tech Park,
 Plot No 52, Block- DN, Sector-V,
 Salt Lake City, Kolkata – 700 091,
 District 24 Parganas North

T +91 22 6212 5000
 E customercare@ltfs.com

www.ltfs.com



RESOLVED FURTHER THAT any one of the Director of the Company, Company Secretary of the Company, Ms. Savita Kodain, Mr. Nagaraajan Iyer, Mr. Chintan Mehta, Mr. Ravindra Gersappa, Mr. Gaurav Pachauri, Mr. Jay Jain, Mr. Prakash Kurup, Ms. Roopa Kini and Mr. Rahul Rao be and are hereby severally authorised to do the following:

1. Appoint Debenture Trustees/ Security Trustees/ Authorised Dealers/ Facility Agents/ Process Agents/ Arrangers/ Book runners or other Agents/ Parties for the issuance of non-convertible debentures/bonds ("NCDs") and/ or availing of Credit facilities (including External Commercial Borrowings);
2. Negotiate, finalise, execute and sign the Debenture Trust Deed/ Security Trustee Agreement/ other Agreements and other transaction documents containing the terms and conditions of the transaction and appointments and such other agreements, deeds, documents, undertakings and other writings as may be necessary or required for the purposes aforesaid, and to accept and execute any amendments or modifications to any agreements, deeds, documents undertakings and other writings, as may be suggested by the Debenture Trustees/ Security Trustees/ Lenders/ Investors/ Authorised Dealers/ Facility Agents/ Process Agents / Arrangers/ Book runners or other Agents/ Parties from time to time or felt necessary and appear before such authorities as may necessary in this respect;
3. Seal, sign and finalise private placement offer letter and draft offer document containing adequate disclosures in conformity with Securities and Exchange Board of India (Issue and Listing of Non-Convertible Securities) Regulations, 2021 and the Operational Circular as amended from time to time and Companies Act, 2013, and the terms and conditions of NCDs;
4. Placement, Allotment/Allocation of non-convertible debentures /bonds under public and/or private placement basis (Secured/Unsecured) apart from Tier II and Perpetual Debt ("PD");
5. Negotiate, finalise and execute all agreements (including any loan agreement and sanction letter(s) / modified sanction letter), deeds, documents, undertakings, promissory note, declarations and other writings as may be deemed necessary, proper, desirable or expedient, and to accept and execute any amendments or modifications to any agreements, deeds, documents, undertakings and other writings, from time to time in connection with the borrowings from Banks/ Financial Institutions/ Multilateral Institutions/ others;
6. Make necessary application to National Securities Depository Limited and / or Central Depository Services (India) Limited for corporate action and / or to such other authorities and agencies and execute, sign, file and amend various documents, applications, papers, undertakings, agreements and deeds as may be deemed necessary and expedient;
7. Make application to the National Stock Exchange of India Limited / BSE Limited for listing and trading of NCDs and execute, sign, file and amend various documents, applications, papers, documents, undertakings and deeds as may be deemed necessary;
8. Issue the letter of allotment to the allottees;
9. Issue certified true copy of this resolution to whomsoever as may be required;

L&T Finance Limited
Correspondence Address
Brindavan, CST Road,
Kalina, Santacruz (East)
Mumbai 400 098
CIN: U65910WB1993FLC060810

Registered Office
15th Floor, PS SRUJAN Tech Park,
Plot No 52, Block- DN, Sector-V,
Salt Lake City, Kolkata – 700 091,
District 24 Parganas North

T +91 22 6212 5000
E customercare@ltfs.com

www.ltfs.com



10. Delegate the powers to execute, sign and register transaction documents with respect to borrowings, and such other agreements, deeds, documents, undertakings and other writings as may be necessary or required for the purposes aforesaid, including the Debenture Trust Deed, sanction letter and loan documents, to any official(s) as may be deemed appropriate, subject to such delegation being given jointly by any two of the officials mentioned above; and
11. Generally to do all such acts, deeds, matters and things as may be deemed necessary, proper or expedient for the purpose of giving effect to this resolution and for matters connected therewith or incidental thereto.

RESOLVED FURTHER THAT the aforesaid resolution shall remain in force until it is cancelled or modified by the Committee of the Board, by another resolution and true copy thereof be forwarded to the stakeholders concerned with a request to act accordingly.”

For L&T Finance Limited

A handwritten signature in blue ink, appearing to read 'Rathod'.

Apurva Rathod
Company Secretary
Place: Mumbai

L&T Finance Limited
Correspondence Address
Brindavan, CST Road,
Kalina, Santacruz (East)
Mumbai 400 098
CIN: U65910WB1993FLC060810

Registered Office
15th Floor, PS SRIJAN Tech Park,
Plot No 52, Block- DN, Sector-V,
Salt Lake City, Kolkata – 700 091,
District 24 Parganas North

T +91 22 6212 5000
E customercare@lifs.com

www.lifs.com

ANNEXURE H

DETAILS OF ALLOTMENT ON PREFERENTIAL BASIS/PRIVATE PLACEMENT BASIS/ UNDER THE RIGHTS ISSUE

Details of the number of persons to whom allotment on preferential basis/private placement/ rights issue has already been made during the year.

| Sr. No. | Series | No. of Allottees | No. of debentures | Face Value | Amount (₹ in Crores) |
|---------|--------------------------|-----------------------------|-------------------|------------|-------------------------|
| 1. | Series A (FY22-23) | 2 | 1750 | 10,00,000 | 175 |
| 2. | Series B (FY22-23) | Option I- 3 Option II- 1 | 2000 3000 | 10,00,000 | 200 300 |
| 3. | Series C (FY 2022-23) | 11 | 2040 | 10,00,000 | 204 |
| 4. | Series D (FY 2022-23) | 4 | 2188 | 10,00,000 | 218 |
| 5. | Series E (FY 2022-23) | 4 | 720 | 10,00,000 | 72 |
| 6. | Series F (FY 2022-23) | 6 | 1190 | 10,00,000 | 119 |
| 7. | Series G (FY 2022-23) | 9 | 5800 | 10,00,000 | 580 |
| 8. | Series H (FY 2022-23) | 1 | 5000 | 10,00,000 | 500 |
| 9. | Series I (FY 2022-23) | 8 | 1710 | 10,00,000 | 171 |

| | | | | | |
|-----|-----------------------|-----------------------------|--------------|-----------|---------------|
| 10. | Series J (FY 2022-23) | 2 | 650 | 10,00,000 | 65 |
| 11. | Series K (FY 2022-23) | 8 | 1595 | 10,00,000 | 159.50 |
| 12. | Series L | Option I- 9 Option II- 5 | 3000 1000 | 10,00,000 | 300 104.28 |
| 13. | Series M (FY 2022-23) | 6 | 1710 | 10,00,000 | 171 |
| 14. | Series N (FY 2022-23) | 11 | 8855 | 10,00,000 | 885.5 |

ANNEXURE I

SUBSCRIPTION APPLICATION FORM

L&T FINANCE LIMITED

SERIAL NO: __ (2022-2023) INVESTOR NAME: _____

SUBSCRIPTION APPLICATION FORM
RATED, LISTED, SECURED, REDEEMABLE, NON-CONVERTIBLE DEBENTURES

Date of Application:

Name of the Investor:

Dear Sirs,

We have received, read, reviewed and understood all the contents, terms and conditions and disclosures in this private placement offer letter cum application form (the "**Placement Memorandum**"), issued by L&T Finance Limited (the "**Company**"). We have also done all the required due diligence (legal or otherwise) without relying upon the information contained in the Placement Memorandum. Now, therefore, we hereby agree to accept the Debentures mentioned hereunder, or such smaller number as may be allocated to us, subject to the terms of the Placement Memorandum, this subscription application form. We undertake that we will sign all such other documents and do all such other acts, if any, necessary on our part to enable us to be registered as the holder(s) of the Debentures which may be allotted to us. The amount payable on application as shown below is remitted herewith.

We have attached a filled in Part B of the Subscription Application Form and confirm that all the information provided therein is accurate, true and complete. The bank account details set out by us in Part B is the account from which we are making payment for subscribing to the Issue.

We note that the Company is entitled in its absolute discretion to accept or reject this application in whole or in part without assigning any reason whatsoever.

Yours faithfully,

For (Name of the Applicant)
(Name and Signature of Authorized Signatory)

PART A OF THE SUBSCRIPTION APPLICATION FORM

The details of the application are as follows:

SUBSCRIPTION APPLICATION FORM FOR DEBENTURES (CONT.)

DEBENTURES APPLIED FOR:

| No. of Debentures (in figures and in words) | Issue Price per Debenture (₹) | Amount (₹) |
|--|-------------------------------|------------|
| | | |
| | | |
| Total | | |

| | | |
|--|--|---------------------------------|
| Tax status of the Applicant (please tick one) | | |
| 1.Non-Exempt | 2.Exempt under: Self-declaration Under Statute | Certificate from I.T. Authority |
| Please furnish exemption certificate, if applicable. | | |

We apply as (tick whichever is applicable)

Financial Institution/

Company

Non-Banking Finance Company

Insurance Company

Commercial Bank/RRB/Co-op. Bank/UCB

Body Corporate

Mutual Fund

Others:

PAYMENT PREFERENCE

APPLICANT'S NAME IN FULL:

| | | | | | | | | | | | | | | | | | | | |
|-----------------|--|--|--|--|--|--|--|--|--|---------------------------|--|--|--|--|--|--|--|--|--|
| | | | | | | | | | | | | | | | | | | | |
| Tax payer's PAN | | | | | | | | | | IT Circle/ Ward/ District | | | | | | | | | |

MAILING ADDRESS IN FULL (Do not repeat name) (Post Box No. alone is not sufficient)

| | | | | | | | | | | | | | | | | | | | | |
|-----|--|--|--|--|--|--|-----|--|--|--|--|--|--|--|-----|--|--|--|--|--|
| | | | | | | | | | | | | | | | | | | | | |
| | | | | | | | | | | | | | | | | | | | | |
| Pin | | | | | | | Tel | | | | | | | | Fax | | | | | |

CONTACT PERSON

| NAME | DESIGNATION | TEL. NO. | FAX NO. | Email |
|------|-------------|----------|---------|-------|
| | | | | |

I / We, the undersigned, want delivery of the Debentures in Electronic Form. Details of my / our Beneficiary (Electronic) account are

given below:

| | | | | | | | | |
|-----------------------------|------|--|--|--|--|------|--|--|
| Depository Name | NSDL | | | | | CDSL | | |
| Depository Participant Name | | | | | | | | |
| DP ID | | | | | | | | |
| Beneficiary Account Number | | | | | | | | |
| Name of Applicant | | | | | | | | |

We understand that in case of allocation of Debentures to us, our Beneficiary Account as mentioned above would get credited to the extent of allocated Debentures. (Applicants must ensure that the sequence of names as mentioned in the subscription application form matches that of the Account held with the DP).

| Name of the Authorized Signatory(ies) | Designation | Signature |
|---------------------------------------|-------------|-----------|
| | | |
| | | |
| | | |
| | | |

FOR OFFICE USE ONLY

| | | | | | | | | | |
|--|---|---|--------------------------------|--|--|--|--|--|--|
| No. of Debentures (in words and figures) | | | Date of receipt of application | | | | | | |
| Amount for Debentures (₹) (in words and figures) | | | Date of clearance of cheque | | | | | | |
| RTGS/Cheque/Fund Transfer/ Demand Draft drawn on (Name of Bank and Branch) | Cheque/Demand Draft No./UTR No. in case of RTGS/ A/c no in case of FT | RTGS/Cheque/ Demand Draft/ fund transfer Date | DP ID No. | | | | | | |
| | | | Client ID No. | | | | | | |

-----Tear Here-----

PART B OF THE SUBSCRIPTION APPLICATION FORM

Investor Details

(To be filled by Investor)

SERIAL NO : _____ INVESTOR NAME: _____

- (i) Name
- (ii) Father's Name
- (iii) Complete Address including Flat/House Number, Street, Locality, Pin Code
- (iv) Phone Number, if any

- (v) Email id, if any
(vi) PAN Number
(vii) Bank Account Details

| | | |
|--------|-------------------------------|--|
| (viii) | Tick whichever is applicable: | <input type="checkbox"/> a) The applicant is not required to obtain Government approval under the Foreign Exchange Management (Non-debt instruments) Rules, 2019 prior to subscription of shares.- ; <input type="checkbox"/> (b) The applicant is required to obtain Government approval under the Foreign Exchange Management (Non-debt instruments) Rules, 2019 prior to subscription of shares and the same has been obtained, and is enclosed herewith |
|--------|-------------------------------|--|

Name of Investor: _____

Signature of Investor: _____

Initial of the officer of the Company designated to keep the record

Instructions to fill Subscription Application Form

- Application must be completed in full BLOCK LETTER IN ENGLISH except in case of signature. Applications, which are not complete in every respect, are liable to be rejected.
- Payments towards application money may be made by only by way of RTGS or NEFT by the participant in the following account or in favour of the Company in such account as may be separately advised by the Company to the applicants in writing.

| | |
|----------------|-----------------------|
| Bank Name | HDFC Bank |
| Branch Name | Nariman Point, Mumbai |
| Account Number | 00600310034668 |
| Account Name | L&T Finance Ltd |
| IFSC Code | HDFC0000001 |
| Mode | RTGS/NEFT |

- The Subscription Application Form along with relevant documents should be forwarded to the Corporate office of L&T Finance Limited, to the attention of Company Secretary, Authorised Person along on the same day the application money is deposited in the Bank or with the clearing corporation. A copy of PAN Card must be attached to the application.
- In the event of debentures offered being over-subscribed, the same will be allotted in such manner and proportion as may be

decided by the Company.

4. The Debentures shall be issued in Demat form only and subscribers may carefully fill in the details of Client ID/ DP ID.
5. In the case of application made under Power of Attorney or by limited companies, corporate bodies, registered societies, trusts etc., following documents (attested by Company Secretary /Directors) must be lodged along with the application or sent directly to the Company at its Corporate office to the attention of Mr. Company Secretary, Authorised Person along with a copy of the Subscription Application Form.
 - (a) Memorandum and articles of association / documents governing constitution/ certificate of incorporation.
 - (b) Board resolution of the investor authorising investment.
 - (c) Certified true copy of the Power of Attorney.
 - (d) Specimen signatures of the authorised signatories duly certified by an appropriate authority.
 - (e) PAN (otherwise exemption certificate by IT authorities).
 - (f) Specimen signatures of authorised persons.
 - (g) SEBI registration certificate, if applicable.
6. Any person who:
 - (a) Makes or abets making of an application in a fictitious name to a Company for acquiring, or subscribing for, for its securities; or
 - (b) Makes or abets making of multiple applications to a Company in different names or in different combinations of his name or surname for acquiring or subscribing for its securities; or
 - (c) otherwise induces directly or indirectly a Company to allot or register any transfer of securities to him or any other person in a fictitious name, shall be punishable with imprisonment for a term which shall not be less than 6 months, but which may extend to 10 years and shall also be liable to fine which shall not be less than the amount involved which may extend to 3 times the amount involved.
7. The applicant represents and confirms that it has understood the terms and conditions of the Debentures and is authorised and eligible to invest in the same and perform any obligations related to such investment.
8. Any Subscription Application Form received from a person other than an Eligible Investor will be invalid. Further, any incomplete Subscription Application Form not accompanied by the filled in Eligible Investor Details in Part B of the Subscription Application Form will also be treated as invalid.

ANNEXURE J

KEY OPERATIONAL AND FINANCIAL PARAMETERS

STANDALONE BASIS

(₹ in Crores)

| Standalone Parameters | As on Sept 30,2022 (unaudited) (After Merger) | As on March 31, 2022 (After Merger) | As on March 31, 2021 (After Merger) | As on March 31, 2020 (After Merger) | As on March 31, 2020 (Before Merger) |
|--|--|---|---|---|--|
| Balance Sheet | | | | | |
| Cash and cash equivalents (including other bank balances) | 4,617.57 | 6,143.19 | 5,762.12 | 7,434.85 | 3,402.32 |
| Loans | 78,786.97 | 77,529.06 | 78,593.64 | 82,701.82 | 43,891.22 |
| Investments | 10,818.64 | 9303.95 | 8,427.01 | 5,503.91 | 3,077.45 |
| Other Financial Assets (including receivables) | 470.24 | 348.49 | 189.29 | 303.83 | 262.83 |
| Net Fixed Assets | 192.32 | 189.32 | 187.08 | 854.06 | 806.19 |
| Other Non-Financial Assets | 2,690.42 | 2,657.82 | 3,049.61 | 2,401.00 | 1,136.71 |
| Total Assets | 97,576.16 | 96,171.83 | 96,208.75 | 99,199.47 | 52,576.72 |
| Total Borrowings | 79,090.53 | 78,319.60 | 79,390.18 | 82,950.19 | 43,252.45 |
| Debt Securities | 32,831.02 | 34,665.61 | 37,230.48 | 34,310.91 | 16,481.87 |
| Borrowings (other than debt securities) | 43,150.27 | 40,356.40 | 38,658.11 | 45,335.36 | 25,628.83 |
| Subordinated liabilities | 3,109.24 | 3,297.59 | 3,501.59 | 3,303.92 | 1,141.75 |
| Other Financial Liabilities | 1,150.73 | 1128.23 | 960.63 | 478.77 | 304.54 |
| Other Non-Financial Liabilities | 219.67 | 232.77 | 236.71 | 135.92 | 126.14 |
| Total Liabilities | 80,460.93 | 79,680.60 | 80,587.52 | 83,564.88 | 43,683.13 |
| Equity (equity and other equity) | 17,115.23 | 16,491.23 | 15,621.23 | 15,634.59 | 8,893.59 |
| Total equity and liabilities | 97,576.16 | 96,171.83 | 96,208.75 | 99,199.47 | 52,576.72 |
| | | | | | |
| Profit and Loss | | | | | |
| Revenue from operations | 5,759.61 | 11,057.58 | 12,349.31 | 12,747.98 | 8,446.11 |

| | | | | | |
|---|------------|-----------|------------|-----------|------------|
| | | | | | |
| Other income | 266.12 | 387.58 | 343.76 | 294.29 | 234.19 |
| Total revenue | 6,025.73 | 11,445.16 | 12,693.07 | 13,042.27 | 8,680.30 |
| Total expenses | 5,222.82 | 10,353.29 | 12,360.83 | 11,438.19 | 7,866.34 |
| Profit / loss after tax | 596.32 | 807.98 | 1.36 | 700.76 | 366.29 |
| Other comprehensive income | 27.68 | 62.02 | 43.17 | (159.09) | (149.37) |
| Total comprehensive income | 624.00 | 870.00 | 44.53 | 541.67 | 216.92 |
| Earnings per equity share: (a) basic; and (b) diluted | | | | | |
| Continuing operations | 2.22 | 3.01 | 0.01 | 2.61 | 2.29 |
| Discontinued operations | - | - | - | - | - |
| Total Continuing and discontinued operations | 2.22 | 3.01 | 0.01 | 2.61 | 2.29 |
| | | | | | |
| Cash Flow | | | | | |
| Net cash generated from/ (used in) operating activities | (530.57) | 1,928.55 | 4,761.01 | 2,243.71 | 4,266.99 |
| Net cash generated from/ (used in) investing activities | (2,788.24) | (1726.55) | (2,471.20) | 376.24 | 676.41 |
| Net cash generated from/ (used in) financing activities | 771.54 | (281.00) | (3,235.28) | 1,013.62 | (3,756.15) |
| Cash and cash equivalents | 1,686.56 | 4,233.83 | 4,312.83 | 5,258.30 | 2,717.76 |
| Balance as per statement of cash flows | 1,686.56 | 4,233.83 | 4,312.83 | 5,258.30 | 2,717.76 |
| | | | | | |
| Additional information | | | | | |
| Net worth | 16,418.65 | 15,876.71 | 14,961.35 | 14,985.80 | 8,840.38 |
| Investments | 10,818.64 | 9,303.95 | 8,427.01 | 5,503.91 | 3,077.45 |
| Cash and cash equivalents (including other bank balances) | 4,617.57 | 6,143.19 | 5,762.12 | 7,434.85 | 3,402.32 |
| Assets under Management | - | - | - | - | - |
| Off Balance Sheet Assets | - | - | - | - | - |

| | | | | | |
|------------------------------------|----------------|----------------|----------------|----------------|----------------|
| Total Debts to Total assets | 81.06% | 81.44 % | 82.52% | 83.62% | 82.27% |
| Debt Service Coverage Ratios | Not Applicable | Not Applicable | Not Applicable | Not Applicable | Not Applicable |
| Interest Income | 5,697.43 | 10,969.31 | 12,206.78 | 12,347.41 | 8,184.41 |
| Interest Expense | 2,568.24 | 5,065.27 | 6,357.30 | 6,728.91 | 3,767.85 |
| Interest service coverage ratio | Not Applicable | Not Applicable | Not Applicable | Not Applicable | Not Applicable |
| Provisioning & write-offs | 1,365.63 | 3,037.70 | 3,605.59 | 2,309.49 | 1,999.01 |
| Gross Stage 3 (%) | 4.34% | 4.33% | 6.39% | 6.93% | 6.44% |
| Net Stage 3 | 2.00% | 2.10% | 1.93% | 2.72% | 2.61% |
| Tier I Capital Adequacy Ratio (%) | | 17.86 % | 17.00% | 15.85% | 15.87% |
| Tier II Capital Adequacy Ratio (%) | | 2.91 % | 3.54% | 3.40% | 2.49% |

CONSOLIDATED BASIS**(₹ in Crores)**

| Consolidated Parameters | As on March 31, 2022 (After Merger) | As on March 31, 2021 (After Merger) | As on March, 31, 2020 (After Merger) | As on March, 31, 2020 (Before Merger) |
|--|---|---|--|---|
| Balance Sheet | | | | |
| Cash and cash equivalents (including other bank balances) | 7,793.22 | 6,997.12 | 7,798.23 | 3,402.32 |
| Loans | 82,469.44 | 87,030.25 | 91,462.50 | 43,891.22 |
| Investments | 11,528.25 | 8,316.00 | 5,888.13 | 3,242.31 |
| Other Financial Assets (including receivables) | 357.48 | 190.34 | 304.94 | 262.83 |
| Net Fixed Assets | 189.60 | 187.13 | 854.13 | 806.19 |
| Other Non-Financial Assets | 2,742.28 | 3,127.99 | 2,512.12 | 1,136.72 |
| Total Assets | 1,05,080.27 | 1,05,848.83 | 1,08,820.05 | 52,741.59 |
| Total Borrowings | 86,134.00 | 87,856.86 | 91,525.08 | 43,252.45 |
| Debt Securities | 42,194.10 | 45,374.48 | 42,529.63 | 16,481.87 |
| Borrowings (other than debt securities) | 40,356.40 | 38,658.11 | 45,335.36 | 25,628.83 |
| Subordinated liabilities | 3,583.50 | 3,824.27 | 3,660.09 | 1,141.75 |
| Other Financial Liabilities | 1,624.98 | 1477.33 | 982.78 | 304.54 |
| Other Non-Financial Liabilities | 264.85 | 334.73 | 138.24 | 126.14 |

| | | | | |
|---|-------------|-------------|-------------|------------|
| Total Liabilities | 88,023.83 | 89,634.67 | 92,646.10 | 43,683.13 |
| Equity (equity and other equity) | 17,056.44 | 16,179.91 | 16,173.95 | 9,058.46 |
| Total equity and liabilities | 1,05,080.27 | 1,05,848.83 | 1,08,820.05 | 52,741.59 |
| | | | | |
| Profit and Loss | | | | |
| From operations | 11,787.13 | 13,254.75 | 13,664.76 | 8,446.11 |
| Other income | 388.19 | 343.70 | 295.44 | 234.19 |
| Total revenue | 12,175.32 | 13,598.45 | 13,960.20 | 8,680.30 |
| Total Expenses | 11,088.63 | 13,124.51 | 12,138.22 | 7,866.34 |
| Profit / loss after tax | 814.48 | 53.65 | 867.45 | 426.53 |
| Other comprehensive income | 62.68 | 41.50 | (159.25) | (149.41) |
| Total comprehensive income | 877.16 | 95.15 | 708.20 | 277.12 |
| Earnings per equity share: (a) basic; and (b) diluted | | | | |
| Continuing operations | 3.03 | 0.20 | 3.23 | 2.67 |
| Discontinued operations | | - | - | - |
| Total Continuing and discontinued operations | 3.03 | 0.20 | 3.23 | 2.67 |
| | | | | |
| Cash Flow | | | | |
| Net cash generated from/ (used in) operating activities | 5,348.64 | 5,291.14 | 1,863.79 | 4,266.99 |
| Net cash generated from/ (used in) investing activities | (5,187.31) | (1,961.10) | (106.04) | 676.41 |
| Net cash generated from/ (used in) financing activities | (940.17) | (3,378.04) | 2,031.41 | (3,756.15) |
| Cash and cash equivalents | 4,768.99 | 5,547.83 | 5,595.83 | 2,717.76 |
| Balance as per statement of cash flows | 4,768.99 | 5,547.83 | 5,595.83 | 2,717.76 |
| | | | | |
| Additional information | | | | |
| Net worth | 16,407.93 | 15,552.55 | 15,523.59 | 9,005.25 |
| Investments | 11,528.25 | 8,316.00 | 5,888.13 | 3,242.31 |
| Cash and cash equivalents (including other bank balances) | 7,793.22 | 6,997.12 | 7,798.23 | 3,402.32 |
| Assets under Management | | - | - | - |

| | | | | |
|------------------------------------|----------------|----------------|----------------|----------------|
| Off Balance Sheet Assets | | - | - | - |
| Total Debts to Total assets | 81.97% | 83.00% | 84.11% | 82.00% |
| Debt Service Coverage Ratios | Not Applicable | Not Applicable | Not Applicable | Not Applicable |
| Interest Income | 11,680.33 | 13,100.31 | 13,254.10 | 8,184.41 |
| Interest Expense | 5,727.96 | 7,062.82 | 7,380.64 | 3,767.85 |
| Interest service coverage ratio | Not Applicable | Not Applicable | Not Applicable | Not Applicable |
| Provisioning & write –offs | 3,082.83 | 3,631.63 | 2,311.76 | 1,999.01 |
| Gross Stage 3 (%) | Not Applicable | Not Applicable | Not Applicable | Not Applicable |
| Net Stage 3 | Not Applicable | Not Applicable | Not Applicable | Not Applicable |
| Tier I Capital Adequacy Ratio (%) | Not Applicable | Not Applicable | Not Applicable | Not Applicable |
| Tier II Capital Adequacy Ratio (%) | Not Applicable | Not Applicable | Not Applicable | Not Applicable |

Note: 'The Board of Directors of the Company had approved a scheme of amalgamation by way of merger by absorption ("Scheme") on March 20, 2020. Pursuant to receipt of necessary orders from National Company Law Tribunal (NCLT), Mumbai and Kolkata, sanctioning the scheme of amalgamation by way of merger by absorption of L&T Housing Finance Limited and L&T Infrastructure Finance Company Limited with the Company, under Sections 230 to 232 of the Companies Act, 2013, the Scheme became effective on April 12, 2021. On and from the Appointed Date, i.e., April 1, 2020, the Company has accounted for amalgamation as a common control business combination in accordance with Appendix C of the Indian Accounting Standard (Ind AS) 103 –"Business Combinations".

ANNEXURE K

GROSS DEBT: EQUITY RATIO OF THE COMPANY

| Particulars | Prior to issue of Debentures covered in the Placement Memorandum | After issue of Debentures covered in the Placement Memorandum |
|-----------------------------|--|---|
| Debt | 80,582.31 | 80,882.31 |
| Equity & Reserve | 16,861.15 | 16,861.15 |
| Debt-Equity Ratio | 4.78 | 4.80 |

₹ (in Crore)

ANNEXURE L

FINANCIAL INDEBTEDNESS

(a) Details of Secured Loan Facilities as on September 30, 2022:

| Lenders Name | Type of facility | Sanction / Subscribed Amount | Principal Amt Outstanding (Rs.) | Repayment Date / Schedule | Security |
|--------------------------|-------------------------|---|--|--|-----------------|
| SIDBI | TERM LOAN | 1,200.00 | 325.00 | 10.07.2023 | Secured |
| Bank Of Maharashtra | WORKING CAPITAL LOAN | 1,450.00 | 100.00 | 19.10.2022 | Secured |
| Bank Of Maharashtra | WORKING CAPITAL LOAN | | 160.00 | 19.10.2022 | Secured |
| Bank Of Maharashtra | WORKING CAPITAL LOAN | | 200.00 | 13.10.2022 | Secured |
| Bank Of Maharashtra | WORKING CAPITAL LOAN | | 200.00 | 04.10.2022 | Secured |
| Bank Of Maharashtra | WORKING CAPITAL LOAN | | 65.00 | 29.10.2022 | Secured |
| Bank Of Maharashtra | WORKING CAPITAL LOAN | | 475.00 | 25.10.2022 | Secured |
| Bank Of Maharashtra | WORKING CAPITAL LOAN | | 250.00 | 21.10.2022 | Secured |
| Punjab National Bank | WORKING CAPITAL LOAN | 337.50 | 337.50 | 07.10.2022 | Secured |
| Central Bank of India | WORKING CAPITAL LOAN | 100.00 | 75.00 | 29.10.2022 | Secured |
| Central Bank of India | WORKING CAPITAL LOAN | | 25.00 | 28.10.2022 | Secured |
| Fedral Bank | WORKING CAPITAL LOAN | 20.00 | 19.90 | 07.10.2022 | Secured |
| Punjab National Bank | TERM LOAN | 1,000.00 | 250.00 | 30.09.2023 | Secured |
| State Bank Of India | TERM LOAN | 3,200.00 | 216.00 | 19.09.2023 | Secured |
| State Bank Of India | TERM LOAN | | 142.00 | 19.09.2023 | Secured |
| State Bank Of India | TERM LOAN | | 142.00 | 19.09.2023 | Secured |

| | | | | | |
|-------------------------|----------------------|----------|--------|------------|---------|
| Punjab National Bank | WORKING CAPITAL LOAN | 400.00 | 400.00 | 29.10.2022 | Secured |
| UCO BANK | TERM LOAN | 500.00 | 200.00 | 27.09.2024 | Secured |
| Axis Bank | TERM LOAN | 725.00 | 207.14 | 30.09.2023 | Secured |
| Standard Chartered Bank | TERM LOAN | 650.00 | 100.00 | 21.12.2022 | Secured |
| KARNATAKA BANK LTD | TERM LOAN | 500.00 | 212.50 | 19.12.2024 | Secured |
| Punjab National Bank | WORKING CAPITAL LOAN | 600.00 | 150.00 | 29.10.2022 | Secured |
| Punjab National Bank | WORKING CAPITAL LOAN | | 250.00 | 28.10.2022 | Secured |
| Punjab National Bank | WORKING CAPITAL LOAN | | 200.00 | 27.10.2022 | Secured |
| Axis Bank | TERM LOAN | 318.00 | 90.86 | 30.06.2023 | Secured |
| DBS Bank | TERM LOAN | 200.00 | 200.00 | 20.03.2023 | Secured |
| Standard Chartered Bank | TERM LOAN | 250.00 | 50.00 | 25.04.2023 | Secured |
| Axis Bank | TERM LOAN | 1,200.00 | 200.00 | 30.08.2024 | Secured |
| Axis Bank | TERM LOAN | | 200.00 | 28.08.2024 | Secured |
| Axis Bank | TERM LOAN | | 85.71 | 30.09.2024 | Secured |
| Axis Bank | TERM LOAN | | 114.29 | 30.09.2024 | Secured |
| Axis Bank | TERM LOAN | | 107.14 | 22.10.2024 | Secured |
| Bank Of India | LINE OF CREDIT | 1,500.00 | 450.00 | 30.10.2022 | Secured |
| Bank Of India | LINE OF CREDIT | | 200.00 | 13.10.2022 | Secured |
| Bank Of India | LINE OF CREDIT | | 350.00 | 28.10.2022 | Secured |
| Bank Of India | LINE OF CREDIT | | 500.00 | 29.10.2022 | Secured |
| KARUR VYSYA BANK | TERM LOAN | 20.00 | 10.91 | 31.01.2024 | Secured |

| | | | | | |
|--------------------------------------|----------------------|----------|--------|------------|---------|
| Punjab National Bank | WORKING CAPITAL LOAN | 112.50 | 112.50 | 28.10.2022 | Secured |
| Fedral Bank | TERM LOAN | 50.00 | 12.50 | 22.03.2023 | Secured |
| Standard Chartered Bank | TERM LOAN | 175.00 | 175.00 | 12.03.2024 | Secured |
| Bank of China | TERM LOAN | 50.00 | 50.00 | 28.02.2024 | Secured |
| Standard Chartered Bank | TERM LOAN | 450.00 | 450.00 | 25.03.2024 | Secured |
| RBL Bank | TERM LOAN | 150.00 | 35.00 | 22.03.2023 | Secured |
| RBL Bank | TERM LOAN | | 2.50 | 31.03.2023 | Secured |
| HDFC Bank | TERM LOAN | 500.00 | 250.00 | 29.03.2025 | Secured |
| HDFC Bank | TERM LOAN | | 62.50 | 26.03.2025 | Secured |
| Axis Bank | TERM LOAN | 450.00 | 321.43 | 30.11.2024 | Secured |
| Canara Bank | LINE OF CREDIT | 500.00 | 200.00 | 29.10.2022 | Secured |
| Canara Bank | LINE OF CREDIT | | 145.00 | 29.07.2023 | Secured |
| Canara Bank | LINE OF CREDIT | | 105.00 | 30.08.2023 | Secured |
| Canara Bank | LINE OF CREDIT | | 50.00 | 28.07.2023 | Secured |
| Punjab National Bank | WORKING CAPITAL LOAN | 300.00 | 100.00 | 29.10.2022 | Secured |
| Punjab National Bank | WORKING CAPITAL LOAN | | 200.00 | 21.10.2022 | Secured |
| DBS Bank | LINE OF CREDIT | 250.00 | 250.00 | 30.03.2024 | Secured |
| Bank Of Baroda | TERM LOAN | 1,250.00 | 500.00 | 19.12.2024 | Secured |
| Canara Bank | TERM LOAN | 1,100.00 | 500.00 | 31.03.2025 | Secured |
| ASIAN INFRASTRUCTURE INVESTMENT BANK | ECB LOAN | 377.65 | 377.65 | 06.07.2023 | Secured |

| | | | | | |
|---|-------------------------|----------|----------|------------|---------|
| ASIAN INFRASTRUCTURE INVESTMENT BANK | ECB LOAN | 368.35 | 368.35 | 22.12.2023 | Secured |
| Punjab National Bank | LINE OF CREDIT | 1,387.50 | 1,387.50 | 07.10.2022 | Secured |
| United Overseas Bank | WORKING CAPITAL LOAN | 20.00 | 15.00 | 21.03.2023 | Secured |
| UCO BANK | WORKING CAPITAL LOAN | 200.00 | 100.00 | 29.08.2023 | Secured |
| UCO BANK | WORKING CAPITAL LOAN | | 100.00 | 29.09.2023 | Secured |
| Punjab National Bank | TERM LOAN | 250.00 | 250.00 | 28.09.2023 | Secured |
| State Bank Of India | TERM LOAN | 1,500.00 | 187.50 | 31.12.2023 | Secured |
| State Bank Of India | TERM LOAN | | 75.00 | 31.12.2023 | Secured |
| State Bank Of India | TERM LOAN | | 112.50 | 31.12.2023 | Secured |
| State Bank Of India | TERM LOAN | | 187.50 | 31.12.2023 | Secured |
| Axis Bank | TERM LOAN | 100.00 | 8.33 | 31.12.2022 | Secured |
| Doha Bank | TERM LOAN | 58.00 | 46.00 | 01.01.2025 | Secured |
| Indian Bank | TERM LOAN | 200.00 | 62.50 | 08.10.2023 | Secured |
| Bank Of Baroda | TERM LOAN | 1,000.00 | 625.00 | 27.04.2025 | Secured |
| RBL Bank | TERM LOAN | 250.00 | 18.75 | 30.06.2023 | Secured |
| RBL Bank | TERM LOAN | | 75.00 | 28.06.2023 | Secured |
| Axis Bank | TERM LOAN | 1,000.00 | 171.43 | 28.05.2025 | Secured |
| Axis Bank | TERM LOAN | | 85.71 | 24.05.2025 | Secured |
| Axis Bank | TERM LOAN | | 42.86 | 20.04.2025 | Secured |
| Axis Bank | TERM LOAN | | 85.71 | 23.05.2025 | Secured |

| | | | | | |
|-------------------------|----------------------|----------|--------|------------|---------|
| Axis Bank | TERM LOAN | | 85.71 | 20.04.2025 | Secured |
| Axis Bank | TERM LOAN | | 42.86 | 20.04.2025 | Secured |
| Axis Bank | TERM LOAN | | 142.86 | 28.02.2025 | Secured |
| Axis Bank | TERM LOAN | | 142.86 | 28.02.2025 | Secured |
| Kotak Mahindra Bank | TERM LOAN | 150.00 | 125.00 | 06.04.2026 | Secured |
| Standard Chartered Bank | TERM LOAN | 130.00 | 130.00 | 27.09.2024 | Secured |
| RBL Bank | TERM LOAN | 100.00 | 50.00 | 31.08.2023 | Secured |
| Fedral Bank | TERM LOAN | 350.00 | 233.33 | 23.09.2024 | Secured |
| Fedral Bank | WORKING CAPITAL LOAN | 30.00 | 30.00 | 07.10.2022 | Secured |
| South Indian Bank | TERM LOAN | 150.00 | 125.00 | 28.09.2024 | Secured |
| Bank Of Baroda | LINE OF CREDIT | 1,000.00 | 370.00 | 28.10.2022 | Secured |
| Bank Of Baroda | LINE OF CREDIT | | 190.00 | 04.10.2022 | Secured |
| Bank Of Baroda | LINE OF CREDIT | | 290.00 | 06.10.2022 | Secured |
| Bank Of Baroda | LINE OF CREDIT | | 150.00 | 10.10.2022 | Secured |
| BNP Bank | TERM LOAN | 200.00 | 200.00 | 30.09.2024 | Secured |
| SIDBI | TERM LOAN | 1,000.00 | 240.00 | 10.09.2024 | Secured |
| SIDBI | TERM LOAN | | 200.00 | 08.11.2024 | Secured |
| SIDBI | TERM LOAN | | 500.00 | 10.10.2024 | Secured |
| Kotak Mahindra Bank | TERM LOAN | 150.00 | 125.00 | 30.05.2026 | Secured |
| NABARD | TERM LOAN | 500.00 | 400.00 | 30.06.2026 | Secured |
| Citi Bank | LINE OF CREDIT | 400.00 | 400.00 | 06.10.2022 | Secured |

| | | | | | |
|-------------------------------------|----------------------|----------|----------|------------|---------|
| Punjab National Bank | WORKING CAPITAL LOAN | 462.50 | 462.50 | 29.10.2022 | Secured |
| UCO BANK | TERM LOAN | 300.00 | 127.50 | 30.11.2026 | Secured |
| UCO BANK | TERM LOAN | | 42.50 | 30.11.2026 | Secured |
| UCO BANK | TERM LOAN | | 42.50 | 30.11.2026 | Secured |
| UCO BANK | TERM LOAN | | 42.50 | 30.11.2026 | Secured |
| South Indian Bank | TERM LOAN | 150.00 | 50.00 | 28.12.2024 | Secured |
| South Indian Bank | TERM LOAN | | 100.00 | 28.12.2024 | Secured |
| Indian Bank | WORKING CAPITAL LOAN | 700.00 | 700.00 | 27.12.2022 | Secured |
| RBL Bank | TERM LOAN | 200.00 | 125.00 | 30.12.2023 | Secured |
| KARUR VYSYA BANK | TERM LOAN | 25.00 | 16.67 | 29.02.2024 | Secured |
| NABARD | TERM LOAN | 1,500.00 | 1,350.00 | 31.12.2026 | Secured |
| Punjab & Sindh Bank | WORKING CAPITAL LOAN | 825.00 | 275.00 | 05.10.2022 | Secured |
| Punjab & Sindh Bank | WORKING CAPITAL LOAN | | 275.00 | 30.10.2022 | Secured |
| Punjab & Sindh Bank | WORKING CAPITAL LOAN | | 175.00 | 28.10.2022 | Secured |
| Punjab & Sindh Bank | WORKING CAPITAL LOAN | | 100.00 | 22.10.2022 | Secured |
| Bank Of Baroda | WORKING CAPITAL LOAN | 1,250.00 | 500.00 | 11.02.2023 | Secured |
| Bank Of Baroda | WORKING CAPITAL LOAN | | 750.00 | 09.02.2023 | Secured |
| Bank Of India | TERM LOAN | 100.00 | 50.00 | 14.02.2025 | Secured |
| Bank Of India | TERM LOAN | | 50.00 | 02.02.2025 | Secured |
| Sumitomo Mitsui Banking Corporation | TERM LOAN | 100.00 | 100.00 | 06.02.2025 | Secured |

| | | | | | |
|-------------------------------------|----------------|----------|--------|------------|---------|
| Sumitomo Mitsui Banking Corporation | TERM LOAN | 100.00 | 100.00 | 06.02.2025 | Secured |
| KARNATAKA BANK LTD | TERM LOAN | 300.00 | 90.00 | 25.02.2027 | Secured |
| KARNATAKA BANK LTD | TERM LOAN | | 45.00 | 25.02.2027 | Secured |
| KARNATAKA BANK LTD | TERM LOAN | | 45.00 | 28.02.2027 | Secured |
| KARNATAKA BANK LTD | TERM LOAN | | 45.00 | 25.02.2027 | Secured |
| KARNATAKA BANK LTD | TERM LOAN | | 45.00 | 25.02.2027 | Secured |
| Deutsche Bank | LINE OF CREDIT | 600.00 | 500.00 | 28.10.2022 | Secured |
| Deutsche Bank | LINE OF CREDIT | | 100.00 | 21.10.2022 | Secured |
| Punjab National Bank | TERM LOAN | 500.00 | 500.00 | 23.03.2025 | Secured |
| SIDBI | TERM LOAN | 1,000.00 | 300.00 | 10.03.2025 | Secured |
| SIDBI | TERM LOAN | | 700.00 | 10.03.2025 | Secured |
| HSBC | TERM LOAN | 150.00 | 112.50 | 25.03.2024 | Secured |
| MUDRA | TERM LOAN | 340.00 | 340.00 | 30.03.2025 | Secured |
| SOCIETE GENERALE | TERM LOAN | 200.00 | 200.00 | 28.03.2025 | Secured |
| Axis Bank | TERM LOAN | 508.00 | 254.00 | 30.11.2025 | Secured |
| Axis Bank | TERM LOAN | | 254.00 | 30.11.2025 | Secured |
| Axis Bank | TERM LOAN | 360.00 | 180.00 | 30.11.2025 | Secured |
| Axis Bank | TERM LOAN | | 180.00 | 30.11.2025 | Secured |
| HDFC Bank | TERM LOAN | 300.00 | 225.00 | 30.03.2024 | Secured |
| Axis Bank | TERM LOAN | 547.00 | 195.00 | 08.05.2026 | Secured |

| | | | | | |
|-------------------------------------|----------------|----------|----------|------------|---------|
| Axis Bank | TERM LOAN | | 190.00 | 08.05.2026 | Secured |
| Axis Bank | TERM LOAN | | 75.00 | 29.05.2026 | Secured |
| Axis Bank | TERM LOAN | | 75.00 | 29.05.2026 | Secured |
| Citi Bank | LINE OF CREDIT | 161.88 | 161.88 | 02.06.2024 | Secured |
| HSBC | TERM LOAN | 400.00 | 350.00 | 07.06.2024 | Secured |
| State Bank Of India | TERM LOAN | 500.00 | 500.00 | 30.06.2027 | Secured |
| HSBC | TERM LOAN | 50.00 | 46.88 | 07.06.2026 | Secured |
| UCO BANK | TERM LOAN | 200.00 | 200.00 | 31.07.2025 | Secured |
| CTBC Bank CO,LTD | TERM LOAN | 40.00 | 40.00 | 30.08.2024 | Secured |
| CTBC Bank CO,LTD | TERM LOAN | 50.00 | 50.00 | 11.09.2025 | Secured |
| Citi Bank | LINE OF CREDIT | 160.00 | 160.00 | 09.09.2024 | Secured |
| Standard Chartered Bank | TERM LOAN | 375.00 | 252.00 | 22.02.2027 | Secured |
| HSBC | TERM LOAN | 225.00 | 75.00 | 22.03.2027 | Secured |
| HSBC | TERM LOAN | | 150.00 | 22.09.2024 | Secured |
| SIDBI | TERM LOAN | 2,200.00 | 2,200.00 | 22.03.2028 | Secured |
| Kookmin Bank | TERM LOAN | 50.00 | 50.00 | 26.09.2023 | Secured |
| Union Bank Of India | TERM LOAN | 1,500.00 | 250.00 | 30.09.2025 | Secured |
| Union Bank Of India | TERM LOAN | | 250.00 | 30.09.2025 | Secured |
| Mitsubishi UFJ Financial Group, Inc | TERM LOAN | 175.00 | 175.00 | 24.10.2025 | Secured |
| Punjab National Bank | TERM LOAN | 2,000.00 | 1,000.00 | 28.09.2025 | Secured |

| | | | | | |
|----------------------|-----------|----------|----------|------------|---------|
| Punjab National Bank | TERM LOAN | 1,000.00 | 1,000.00 | 29.03.2027 | Secured |
| BNP Bank | ECB LOAN | | 346.15 | 28.06.2024 | Secured |
| Deutsche Bank | ECB LOAN | | 345.65 | 28.06.2024 | Secured |
| BNP Bank | ECB LOAN | | 172.75 | 28.06.2024 | Secured |

Total 37,197.26

(b) Details of Unsecured Loan Facilities as on September 30, 2022:

| Lenders Name | Type of facility | Sanction / Subscribed Amount | Principal Amt Outstanding (Rs.) | Repayment Date / Schedule | Security |
|----------------------|----------------------|------------------------------|---------------------------------|---------------------------|-----------|
| Punjab National Bank | WORKING CAPITAL LOAN | 375.00 | 375.00 | 07.10.2022 | Unsecured |
| Union Bank Of India | WORKING CAPITAL LOAN | 1,000.00 | 100.00 | 22.02.2023 | Unsecured |
| Union Bank Of India | WORKING CAPITAL LOAN | | 140.00 | 25.01.2023 | Unsecured |
| Union Bank Of India | WORKING CAPITAL LOAN | | 200.00 | 23.01.2023 | Unsecured |
| Union Bank Of India | WORKING CAPITAL LOAN | | 560.00 | 28.03.2023 | Unsecured |
| Union Bank Of India | WORKING CAPITAL LOAN | | 150.00 | 17.01.2023 | Unsecured |
| Union Bank Of India | WORKING CAPITAL LOAN | 450.00 | 10.00 | 28.03.2023 | Unsecured |
| Union Bank Of India | WORKING CAPITAL LOAN | | 290.00 | 28.03.2023 | Unsecured |

| | | | | | |
|----------------------|---------------------------|----------|--------|------------|-----------|
| Union Bank Of India | WORKING CAPITAL LOAN | 500.00 | 152.00 | 29.03.2023 | Unsecured |
| Union Bank Of India | WORKING CAPITAL LOAN | | 200.00 | 29.03.2023 | Unsecured |
| Union Bank Of India | WORKING CAPITAL LOAN | | 140.00 | 28.03.2023 | Unsecured |
| Union Bank Of India | WORKING CAPITAL LOAN | 1,000.00 | 500.00 | 23.01.2023 | Unsecured |
| Union Bank Of India | WORKING CAPITAL LOAN | | 500.00 | 29.03.2023 | Unsecured |
| IDBI Bank | WORKING CAPITAL LOAN | 885.00 | 500.00 | 25.11.2022 | Unsecured |
| IDBI Bank | WORKING CAPITAL LOAN | | 85.00 | 28.10.2022 | Unsecured |
| Punjab National Bank | WORKING CAPITAL LOAN | 125.00 | 125.00 | 28.10.2022 | Unsecured |
| LTFH | INTER-CORPORATE BORROWING | | 4.82 | 23.09.2023 | Unsecured |
| LTFH | INTER-CORPORATE BORROWING | | 3.40 | 27.09.2023 | Unsecured |
| LTFH | INTER-CORPORATE BORROWING | | 1.32 | 13.07.2023 | Unsecured |
| LTFH | INTER-CORPORATE BORROWING | | 79.26 | 14.07.2023 | Unsecured |
| LTFH | INTER-CORPORATE BORROWING | | 0.89 | 30.09.2023 | Unsecured |
| LTFH | INTER-CORPORATE BORROWING | | 3.00 | 06.06.2023 | Unsecured |

| | | | | | |
|------|---------------------------|--|--------|------------|-----------|
| LTFH | INTER-CORPORATE BORROWING | | 5.06 | 12.06.2023 | Unsecured |
| LTFH | INTER-CORPORATE BORROWING | | 10.94 | 04.07.2023 | Unsecured |
| LTFH | INTER-CORPORATE BORROWING | | 2.68 | 30.08.2023 | Unsecured |
| LTFH | INTER-CORPORATE BORROWING | | 0.75 | 29.08.2023 | Unsecured |
| LTFH | INTER-CORPORATE BORROWING | | 5.23 | 29.08.2023 | Unsecured |
| LTFH | INTER-CORPORATE BORROWING | | 3.59 | 05.09.2023 | Unsecured |
| LTFH | INTER-CORPORATE BORROWING | | 1.00 | 08.08.2023 | Unsecured |
| LTFH | INTER-CORPORATE BORROWING | | 387.50 | 23.08.2023 | Unsecured |
| LTFH | INTER-CORPORATE BORROWING | | 3.80 | 26.08.2023 | Unsecured |
| LTFH | INTER-CORPORATE BORROWING | | 525.52 | 06.10.2022 | Unsecured |
| LTFH | INTER-CORPORATE BORROWING | | 16.50 | 15.12.2022 | Unsecured |
| LTFH | INTER-CORPORATE BORROWING | | 0.55 | 15.12.2022 | Unsecured |
| LTFH | INTER-CORPORATE BORROWING | | 3.03 | 06.10.2022 | Unsecured |
| LTFH | INTER-CORPORATE BORROWING | | 138.97 | 05.06.2023 | Unsecured |

| | | | | | |
|-------------|---------------------------|--|--------|------------|-----------|
| LTFH | INTER-CORPORATE BORROWING | | 0.65 | 14.07.2023 | Unsecured |
| LTFH | INTER-CORPORATE BORROWING | | 1.38 | 02.08.2023 | Unsecured |
| LTFH | INTER-CORPORATE BORROWING | | 0.88 | 15.12.2022 | Unsecured |
| LTFH | INTER-CORPORATE BORROWING | | 4.04 | 12.09.2023 | Unsecured |
| LTFH | INTER-CORPORATE BORROWING | | 4.03 | 05.09.2023 | Unsecured |
| LTFH | INTER-CORPORATE BORROWING | | 7.07 | 06.06.2023 | Unsecured |
| Mizuho Bank | ECB LOAN | | 425.76 | 11.10.2022 | Unsecured |

5,668.63

(c) Details of debentures as on September 30, 2022:

| Sr No | Classification | Series | Tenor (Days) | Coupon | Amt (Cr) | Dr Date | Maturity Date | Credit Rating | Sec/Unsec |
|-------|----------------|-----------------|--------------|--------|----------|------------|---------------|-------------------------------|-----------|
| 1 | NCD | Sr N (2017-18) | 1,826 | 7.70% | 310.00 | 06-10-2017 | 06-10-2022 | CARE AAA, ICRA AAA | Secured |
| 2 | NCD | Sr T (2017-18) | 1,826 | 7.95% | 85.00 | 12-12-2017 | 12-12-2022 | CARE AAA, ICRA AAA | Secured |
| 3 | NCD | Sr E FY 18-19 | 1,826 | 8.86% | 35.00 | 02-08-2018 | 02-08-2023 | CARE AAA, INDIA AAA | Secured |
| 4 | NCD | RE Sr G 18-19 3 | 1,503 | 7.95% | 16.50 | 31-10-2018 | 12-12-2022 | CARE AAA, INDIA AAA | Secured |
| 5 | NCD | RE H 18-19 Op 2 | 1,416 | 7.70% | 65.00 | 20-11-2018 | 06-10-2022 | CARE AAA, INDIA AAA | Secured |
| 6 | NCD | SRJ(2018-19) | 1,826 | 9.00% | 800.00 | 04-01-2019 | 04-01-2024 | CARE AAA, ICRA AAA, INDIA AAA | Secured |
| 7 | NCD | SR K OPT 2 1819 | 1,855 | 9.00% | 25.00 | 11-01-2019 | 09-02-2024 | CARE AAA, INDIA AAA | Secured |

| | | | | | | | | | |
|----|-------------------------|-----------------------|-------|-------|--------|----------------|------------|-------------------------------------|---------|
| 8 | NCD | NCD SR N 18-19 | 1,865 | 9.02% | 25.00 | 01-02- 2019 | 11-03-2024 | CARE AAA, INDIA AAA | Secured |
| 9 | NCD- PUBLIC ISSUE | PUBSR-III 9.1% | 1,827 | 9.10% | 30.31 | 13-03- 2019 | 13-03-2024 | CARE AAA, ICRA AAA, INDIA AAA | Secured |
| 10 | NCD- PUBLIC ISSUE | PUB SR III 9.25 | 1,827 | 9.25% | 235.62 | 13-03- 2019 | 13-03-2024 | CARE AAA, ICRA AAA, INDIA AAA | Secured |
| 11 | NCD- PUBLIC ISSUE | PUB SR- IV 8.75% | 1,827 | 8.75% | 1.76 | 13-03- 2019 | 13-03-2024 | CARE AAA, ICRA AAA, INDIA AAA | Secured |
| 12 | NCD- PUBLIC ISSUE | PUB SR- IV 8.89% | 1,827 | 8.89% | 60.07 | 13-03- 2019 | 13-03-2024 | CARE AAA, ICRA AAA, INDIA AAA | Secured |
| 13 | NCD- PUBLIC ISSUE | PUB SR V 9.20 | 3,653 | 9.20% | 8.01 | 13-03- 2019 | 13-03-2029 | CARE AAA, ICRA AAA, INDIA AAA | Secured |
| 14 | NCD- PUBLIC ISSUE | PUB SR V 9.35 | 3,653 | 9.35% | 110.91 | 13-03- 2019 | 13-03-2029 | CARE AAA, ICRA AAA, INDIA AAA | Secured |
| 15 | NCD- PUBLIC ISSUE | PUB SR VI 8.84 | 3,653 | 8.84% | 0.70 | 13-03- 2019 | 13-03-2029 | CARE AAA, ICRA AAA, INDIA AAA | Secured |
| 16 | NCD- PUBLIC ISSUE | PUB SR VI 8.98 | 3,653 | 8.98% | 101.75 | 13-03- 2019 | 13-03-2029 | CARE AAA, ICRA AAA, INDIA AAA | Secured |
| 17 | NCD- PUBLIC ISSUE | PUB2 S3O1 8.80% | 1,827 | 8.80% | 72.85 | 15-04- 2019 | 15-04-2024 | CARE AAA, ICRA AAA, INDIA AAA | Secured |
| 18 | NCD- PUBLIC ISSUE | PUB2 S3O2 9% | 1,827 | 9.00% | 185.97 | 15-04- 2019 | 15-04-2024 | CARE AAA, ICRA AAA, INDIA AAA | Secured |
| 19 | NCD- PUBLIC ISSUE | PUB2 S4O1 8.48% | 1,827 | 8.48% | 1.55 | 15-04- 2019 | 15-04-2024 | CARE AAA, ICRA AAA, INDIA AAA | Secured |
| 20 | NCD- PUBLIC ISSUE | PUB2 S4O2 8.66% | 1,827 | 8.66% | 21.90 | 15-04- 2019 | 15-04-2024 | CARE AAA, ICRA AAA, INDIA AAA | Secured |
| 21 | NCD- PUBLIC ISSUE | PUB2 S6O1 8.85% | 2,922 | 8.85% | 10.52 | 15-04- 2019 | 15-04-2027 | CARE AAA, ICRA AAA, INDIA AAA | Secured |

| | | | | | | | | | |
|----|---------------------|-----------------------|-------|-------|--------|----------------|------------|---------------------------------------|---------|
| 22 | NCD-PUBLIC ISSUE | PUB2 S6O2 9.05% | 2,922 | 9.05% | 351.99 | 15-04- 2019 | 15-04-2027 | CARE AAA, ICRA AAA, INDIA AAA | Secured |
| 23 | NCD-PUBLIC ISSUE | PUB2 S7O1 8.52% | 2,922 | 8.52% | 0.45 | 15-04- 2019 | 15-04-2027 | CARE AAA, ICRA AAA, INDIA AAA | Secured |
| 24 | NCD-PUBLIC ISSUE | PUB2 S7O2 8.70% | 2,922 | 8.70% | 17.48 | 15-04- 2019 | 15-04-2027 | CARE AAA, ICRA AAA, INDIA AAA | Secured |
| 25 | NCD | SR B (19- 20) | 2,557 | 8.80% | 850.00 | 28-05- 2019 | 28-05-2026 | CARE AAA, ICRA AAA, INDIA AAA | Secured |
| 26 | NCD | SR C (19- 20) | 2,557 | 8.55% | 15.00 | 31-07- 2019 | 31-07-2026 | CARE AAA, ICRA AAA | Secured |
| 27 | NCD-PUBLIC ISSUE | PUB SR1O1 8.24% | 1,096 | 8.25% | 29.78 | 23-12- 2019 | 23-12-2022 | CARE AAA, INDIA AAA, CRISIL AAA | Secured |
| 28 | NCD-PUBLIC ISSUE | PUB SR1O2 8.45% | 1,096 | 8.45% | 417.22 | 23-12- 2019 | 23-12-2022 | CARE AAA, INDIA AAA, CRISIL AAA | Secured |
| 29 | NCD-PUBLIC ISSUE | PUB SR3O1 7.96% | 1,096 | 7.96% | 0.85 | 23-12- 2019 | 23-12-2022 | CARE AAA, INDIA AAA, CRISIL AAA | Secured |
| 30 | NCD-PUBLIC ISSUE | PUB SR3O2 8.15% | 1,096 | 8.15% | 43.36 | 23-12- 2019 | 23-12-2022 | CARE AAA, INDIA AAA, CRISIL AAA | Secured |
| 31 | NCD-PUBLIC ISSUE | PUB SR4O1 8.45% | 1,827 | 8.45% | 23.23 | 23-12- 2019 | 23-12-2024 | CARE AAA, INDIA AAA, CRISIL AAA | Secured |
| 32 | NCD-PUBLIC ISSUE | PUB SR4O2 8.60% | 1,827 | 8.60% | 325.53 | 23-12- 2019 | 23-12-2024 | CARE AAA, INDIA AAA, CRISIL AAA | Secured |
| 33 | NCD-PUBLIC ISSUE | PUB SR5O1 8.15% | 1,827 | 8.15% | 0.79 | 23-12- 2019 | 23-12-2024 | CARE AAA, INDIA AAA, CRISIL AAA | Secured |
| 34 | NCD-PUBLIC ISSUE | PUB SR5O2 8.29% | 1,827 | 8.29% | 75.31 | 23-12- 2019 | 23-12-2024 | CARE AAA, INDIA AAA, CRISIL AAA | Secured |
| 35 | NCD-PUBLIC ISSUE | PUB SR6O1 8.50% | 2,557 | 8.50% | 25.02 | 23-12- 2019 | 23-12-2026 | CARE AAA, INDIA AAA, CRISIL AAA | Secured |

| | | | | | | | | | |
|----|------------------|-----------------|-------|-------|----------|------------|------------|---------------------------------|---------|
| 36 | NCD-PUBLIC ISSUE | PUB SR6O2 8.65% | 2,557 | 8.65% | 398.18 | 23-12-2019 | 23-12-2026 | CARE AAA, INDIA AAA, CRISIL AAA | Secured |
| 37 | NCD | NCD SR E 19-20 | 1,096 | 8.25% | 405.00 | 24-01-2020 | 24-01-2023 | CARE AAA, CRISIL AAA | Secured |
| 38 | NCD | SR F 19-20 | 1,094 | 7.68% | 75.00 | 04-03-2020 | 03-03-2023 | CRISIL AAA | Secured |
| 39 | NCD | SR A 20-21 | 1,095 | 7.80% | 1,075.00 | 28-04-2020 | 28-04-2023 | CARE AAA, CRISIL AAA | Secured |
| 40 | NCD | NCD SR C 20-21 | 1,095 | 7.70% | 300.00 | 12-06-2020 | 12-06-2023 | CRISIL AAA | Secured |
| 41 | NCD | SR D 20-21 | 1,826 | 7.75% | 345.00 | 10-07-2020 | 10-07-2025 | CRISIL AAA, INDIA AAA | Secured |
| 42 | NCD | NCD SR F 20-21 | 1,094 | 5.85% | 600.00 | 02-12-2020 | 01-12-2023 | CRISIL AAA | Secured |
| 43 | NCD | NCD SR G 20-21 | 1,094 | 6.40% | 400.00 | 03-03-2021 | 01-03-2024 | CRISIL AAA | Secured |
| 44 | NCD | NCD SR G 20-21 | 1,094 | 6.40% | 50.00 | 03-03-2021 | 01-03-2024 | CRISIL AAA | Secured |
| 45 | NCD | NCD SR H 20-21 | 1,157 | 6.45% | 50.00 | 10-03-2021 | 10-05-2024 | CRISIL AAA | Secured |
| 46 | NCD | NCDSR I 20-21 I | 791 | 6.15% | 300.00 | 17-03-2021 | 17-05-2023 | CRISIL AAA | Secured |
| 47 | NCD | NCDRE I20-21 II | 716 | 7.68% | 25.00 | 17-03-2021 | 03-03-2023 | CRISIL AAA | Secured |
| 48 | NCD | Sr AG FY15-16 | 2,555 | 8.60% | 18.00 | 13-11-2015 | 11-11-2022 | CARE AAA, ICRA AAA | Secured |
| 49 | NCD | Sr E FY 2012-13 | 3,652 | 9.00% | 450.00 | 11-01-2013 | 11-01-2023 | CARE AAA, ICRA AAA | Secured |
| 50 | NCD | Sr AK FY 15-16 | 2,556 | 8.80% | 10.00 | 16-03-2016 | 16-03-2023 | CARE AAA, ICRA AAA | Secured |
| 51 | NCD | Sr C FY 2013-14 | 3,652 | 8.35% | 110.00 | 29-05-2013 | 29-05-2023 | CARE AAA, ICRA AAA | Secured |
| 52 | NCD | Sr J FY16 OPT 3 | 3,653 | 8.84% | 44.50 | 19-05-2015 | 19-05-2025 | CARE AAA, ICRA AAA | Secured |
| 53 | NCD | Sr M FY16 OPT 2 | 3,653 | 8.85% | 20.00 | 26-05-2015 | 26-05-2025 | CARE AAA, ICRA AAA | Secured |
| 54 | NCD | Sr R FY 15-16 | 3,653 | 8.84% | 50.00 | 05-06-2015 | 05-06-2025 | CARE AAA, ICRA AAA | Secured |

| | | | | | | | | | |
|----|-----|-----------------------|-------|-------|--------|----------------|------------|--------------------------|---------|
| 55 | NCD | SrAJ FY16 OPT 2 | 3,651 | 8.75% | 52.00 | 08-02- 2016 | 06-02-2026 | CARE AAA, ICRA AAA | Secured |
| 56 | NCD | Sr T FY 16-17 | 3,652 | 7.95% | 47.00 | 16-11- 2016 | 16-11-2026 | CARE AAA, ICRA AAA | Secured |
| 57 | NCD | Sr A FY 2011-12 | 6,210 | 9.70% | 500.00 | 18-10- 2011 | 18-10-2028 | CARE AAA, ICRA AAA | Secured |
| 58 | NCD | Sr A FY 17-18 | 2,699 | 7.59% | 667.00 | 29-06- 2017 | 18-11-2024 | ICRA AAA | Secured |
| 59 | NCD | SR A19- 20-OPT 2 | 1,096 | 8.55% | 625.00 | 29-11- 2019 | 29-11-2022 | CARE AAA, CRISIL AAA | Secured |
| 60 | NCD | Re Sr B 19-20 I | 1,847 | 8.45% | 65.00 | 28-01- 2020 | 17-02-2025 | CARE AAA, CRISIL AAA | Secured |
| 61 | NCD | Re Sr B 19-20 I | 1,839 | 8.45% | 35.00 | 05-02- 2020 | 17-02-2025 | CARE AAA, CRISIL AAA | Secured |
| 62 | NCD | Re Sr B 19-20II | 3,639 | 8.55% | 220.00 | 11-02- 2020 | 28-01-2030 | CARE AAA, CRISIL AAA | Secured |
| 63 | NCD | Re Sr B 19-20II | 3,653 | 8.55% | 55.00 | 28-01- 2020 | 28-01-2030 | CARE AAA, CRISIL AAA | Secured |
| 64 | NCD | NCD SR C19-20 1 | 1,065 | 8.50% | 800.00 | 17-02- 2020 | 17-01-2023 | CRISIL AAA | Secured |
| 65 | NCD | NCD SR C19-20 2 | 1,096 | 8.50% | 800.00 | 17-02- 2020 | 17-02-2023 | CRISIL AAA | Secured |
| 66 | NCD | NCD SR C19-20 3 | 1,124 | 8.50% | 900.00 | 17-02- 2020 | 17-03-2023 | CRISIL AAA | Secured |
| 67 | NCD | Re Sr B20-21III | 3,650 | 8.10% | 119.30 | 30-06- 2020 | 28-06-2030 | CRISIL AAA, INDIA AAA | Secured |
| 68 | NCD | Re Sr B20-21III | 3,637 | 8.10% | 251.30 | 13-07- 2020 | 28-06-2030 | CRISIL AAA, INDIA AAA | Secured |
| 69 | NCD | SR E 20- 21 OPTI | 1,841 | 7.95% | 500.00 | 13-07- 2020 | 28-07-2025 | CARE AAA, CRISIL AAA | Secured |
| 70 | NCD | SR E 20- 21OPTII | 1,460 | 7.90% | 244.90 | 13-07- 2020 | 12-07-2024 | CARE AAA, CRISIL AAA | Secured |
| 71 | NCD | SR J OPT I | 1,094 | 7.30% | 500.00 | 09-09- 2020 | 08-09-2023 | CARE AAA, CRISIL AAA | Secured |
| 72 | NCD | SR J OPT II | 3,652 | 7.66% | 100.00 | 09-09- 2020 | 09-09-2030 | CARE AAA, CRISIL AAA | Secured |
| 73 | NCD | NCD SR K OPT II | 1,461 | 7.15% | 175.00 | 16-09- 2020 | 16-09-2024 | CARE AAA, CRISIL AAA | Secured |
| 74 | NCD | RE NCDSR K OP 1 | 3,645 | 7.66% | 50.00 | 16-09- 2020 | 09-09-2030 | CARE AAA, CRISIL AAA | Secured |

| | | | | | | | | | |
|----|-----|-----------------|-------|-------|----------|------------|------------|-----------------------|---------|
| 75 | NCD | NCD SR M 20-21 | 1,459 | 6.75% | 200.00 | 03-11-2020 | 01-11-2024 | CARE AAA, CRISIL AAA | Secured |
| 76 | NCD | NCD SR N 20-21 | 3,652 | 7.62% | 1,500.00 | 30-12-2020 | 30-12-2030 | CRISIL AAA, INDIA AAA | Secured |
| 77 | NCD | Sr O FY16 OPT 3 | 2,557 | 8.65% | 32.50 | 20-10-2015 | 20-10-2022 | CARE AAA, ICRA AAA | Secured |
| 78 | NCD | Sr C FY16 OPT V | 3,653 | 8.90% | 30.00 | 26-05-2015 | 26-05-2025 | CARE AAA, ICRA AAA | Secured |
| 79 | NCD | Sr D FY16 OPT V | 3,653 | 8.90% | 25.00 | 05-06-2015 | 05-06-2025 | CARE AAA, ICRA AAA | Secured |
| 80 | NCD | Sr B FY17 Opt 3 | 3,652 | 8.65% | 5.00 | 20-04-2016 | 20-04-2026 | CARE AAA, ICRA AAA | Secured |
| 81 | NCD | Sr G FY17 Opt 1 | 2,555 | 8.75% | 10.00 | 01-07-2016 | 30-06-2023 | CARE AAA, ICRA AAA | Secured |
| 82 | NCD | Sr I FY16 OPT 4 | 3,653 | 8.95% | 10.00 | 17-07-2015 | 17-07-2025 | CARE AAA, ICRA AAA | Secured |
| 83 | NCD | Sr H FY17 Opt 2 | 2,555 | 8.70% | 16.00 | 22-07-2016 | 21-07-2023 | CARE AAA, ICRA AAA | Secured |
| 84 | NCD | Sr S FY17 | 3,650 | 7.90% | 10.00 | 25-10-2016 | 23-10-2026 | CARE AAA, ICRA AAA | Secured |
| 85 | NCD | Sr C FY 18-19 | 1,723 | 8.44% | 485.00 | 29-08-2018 | 18-05-2023 | CARE AAA | Secured |
| 86 | NCD | SR G 18-19 | 1,826 | 8.90% | 27.00 | 11-01-2019 | 11-01-2024 | ICRA AAA, INDIA AAA | Secured |
| 87 | NCD | SR A19-20-OPT 2 | 1,096 | 8.48% | 375.00 | 29-11-2019 | 29-11-2022 | CARE AAA, CRISIL AAA | Secured |
| 88 | NCD | NCD SRB 19-20 | 1,096 | 7.75% | 250.00 | 28-02-2020 | 28-02-2023 | CRISIL AAA | Secured |
| 89 | NCD | NCD SR C 19-20 | 1,106 | 7.75% | 20.00 | 04-03-2020 | 15-03-2023 | CRISIL AAA | Secured |
| 90 | NCD | SR B 20-21 | 1,826 | 7.85% | 279.00 | 09-07-2020 | 09-07-2025 | CRISIL AAA, INDIA AAA | Secured |
| 91 | NCD | SR D-20-21 | 1,459 | 6.55% | 300.00 | 03-11-2020 | 01-11-2024 | CRISIL AAA, INDIA AAA | Secured |
| 92 | NCD | Re SR A 21-22 | 1,106 | 6.45% | 300.00 | 30-04-2021 | 10-05-2024 | CARE AAA, CRISIL AAA | Secured |
| 93 | NCD | RE SR C 21-22 | 1,079 | 6.45% | 200.00 | 27-05-2021 | 10-05-2024 | CRISIL AAA | Secured |
| 94 | NCD | SR D 21-22 | 581 | 7.68% | 500.00 | 30-07-2021 | 03-03-2023 | CRISIL AAA | Secured |

| | | | | | | | | | |
|-----|-------------------------|-----------------------|-------|-------|--------|----------------|------------|---------------------------------------|---------|
| 95 | NCD | NCD SR E 21-22 | 570 | 7.68% | 250.00 | 10-08- 2021 | 03-03-2023 | CRISIL AAA | Secured |
| 96 | NCD | NCD SR F21-22 I | 549 | 7.68% | 500.00 | 31-08- 2021 | 03-03-2023 | CRISIL AAA | Secured |
| 97 | NCD | NCDSR F21-22 II | 1,095 | 5.90% | 500.00 | 31-08- 2021 | 30-08-2024 | CRISIL AAA | Secured |
| 98 | NCD | NCD SR I 21-22 | 620 | 7.70% | 55.00 | 30-09- 2021 | 12-06-2023 | CRISIL AAA | Secured |
| 99 | NCD | NCD SR J 21-22 | 1,095 | 6.25% | 65.00 | 16-11- 2021 | 15-11-2024 | CRISIL AAA | Secured |
| 100 | NCD | NCD SR J 21-22 | 1,095 | 6.25% | 150.00 | 16-11- 2021 | 15-11-2024 | CRISIL AAA | Secured |
| 101 | NCD | NCD SR K 21-22I | 1,096 | 6.25% | 150.00 | 03-12- 2021 | 03-12-2024 | CRISIL AAA, INDIA AAA | Secured |
| 102 | NCD | NCDSRKR EII 2122 | 798 | 9.00% | 50.00 | 03-12- 2021 | 09-02-2024 | ICRA AAA, INDIA AAA | Secured |
| 103 | NCD | NCD SR M 21-22 | 1,333 | 6.45% | 500.00 | 01-02- 2022 | 26-09-2025 | ICRA AAA, INDIA AAA | Secured |
| 104 | NCD | NCD SR M 21-22 | 1,333 | 6.45% | 25.00 | 01-02- 2022 | 26-09-2025 | ICRA AAA, INDIA AAA | Secured |
| 105 | NCD | NCD SR M 21-22 | 1,333 | 6.45% | 40.00 | 01-02- 2022 | 26-09-2025 | ICRA AAA, INDIA AAA | Secured |
| 106 | NCD | NCD SR L 21-22 | 1,127 | 6.15% | 300.00 | 23-12- 2021 | 23-01-2025 | CRISIL AAA, INDIA AAA | Secured |
| 107 | NCD | NCD SR A 22-23 | 731 | 7.55% | 175.00 | 01-07- 2022 | 01-07-2024 | ICRA AAA, INDIA AAA | Secured |
| 108 | NCD | NCDSRB2 2-23op1 | 1,126 | 7.75% | 200.00 | 15-07- 2022 | 14-08-2025 | CARE AAA, ICRA AAA, INDIA AAA | Secured |
| 109 | NCD | NCD SR G 22-23 | 1,187 | 7.53% | 580.00 | 29-08- 2022 | 28-11-2025 | CARE AAA, ICRA AAA, INDIA AAA | Secured |
| 110 | NCD- PUBLIC ISSUE | PUB2 S5O1 8.81% | 1,827 | 8.81% | 0.23 | 15-04- 2019 | 15-04-2024 | CARE AAA, ICRA AAA, INDIA AAA | Secured |
| 111 | NCD- PUBLIC ISSUE | PUB2 S5O2 9.01% | 1,827 | 9.01% | 18.34 | 15-04- 2019 | 15-04-2024 | CARE AAA, ICRA AAA, INDIA AAA | Secured |
| 112 | NCD- PUBLIC ISSUE | PUB SR2O1 8.25% | 1,096 | 8.26% | 6.26 | 23-12- 2019 | 23-12-2022 | CARE AAA, INDIA AAA, CRISIL AAA | Secured |

| | | | | | | | | | |
|-----|------------------------|-----------------------|-------|------------|--------------|----------------|------------|---------------------------------------|---------------|
| 113 | NCD-PUBLIC ISSUE | PUB SR202 8.45% | 1,096 | 8.46% | 62.33 | 23-12- 2019 | 23-12-2022 | CARE AAA, INDIA AAA, CRISIL AAA | Secured |
| 114 | NCD- STRUCTURE D | SR A MLD 20-21 | 1,095 | 7.00% | 125.00 | 03-07- 2020 | 03-07-2023 | CARE AAA | Secured |
| 115 | NCD- STRUCTURE D | SR C MLD 20-21 | 1,078 | 7.00% | 75.00 | 20-07- 2020 | 03-07-2023 | CARE AAA | Secured |
| 116 | NCD- STRUCTURE D | MLD SR G 21-22 | 730 | 5.12% | 30.00 | 08-09- 2021 | 08-09-2023 | ICRA AAA | Secured |
| 117 | NCD- STRUCTURE D | MLD SR H 21-22 | 546 | 5.62% | 50.00 | 15-09- 2021 | 15-03-2023 | ICRA AAA | Secured |
| 118 | NCD | NCDSRB2 2-23op2 | 1,158 | 7.74% | 300.00 | 15-07- 2022 | 15-09-2025 | CRISIL AAA, CARE AAA | Secured |
| 119 | NCD- STRUCTURE D | NCDSRC- MLD | 762 | 7.20% | 204.00 | 27-07- 2022 | 27-08-2024 | ICRA AAA | Secured |
| 120 | NCD | NCD SR D Rissue | 1,140 | 7.87% | 218.80 | 02-08- 2022 | 15-09-2025 | CARE AAA, CRISIL AAA | Secured |
| 121 | NCD- STRUCTURE D | MLDSR E re22-23 | 750 | 7.20% | 72.00 | 08-08- 2022 | 27-08-2024 | ICRA AAA | Secured |
| 122 | NCD- STRUCTURE D | MLDSR F re22-23 | 739 | 7.20% | 119.00 | 19-08- 2022 | 27-08-2024 | ICRA AAA | Secured |
| 123 | NCD | NCD SR B 21-22 | 3,652 | 7.40% | 1,000. 00 | 19-05- 2021 | 19-05-2031 | | Secured |
| 124 | NCD-TIER II | Sr C FY14 | 3,652 | 10.90 % | 25.00 | 28-02- 2014 | 28-02-2024 | CARE AAA | Unsecur ed |
| 125 | NCD-TIER II | Sr F FY14 | 3,653 | 10.90 % | 50.00 | 27-03- 2014 | 27-03-2024 | CARE AAA, ICRA AAA | Unsecur ed |
| 126 | NCD-TIER II | Sr E-FY15 | 3,651 | 10.40 % | 40.00 | 30-06- 2014 | 28-06-2024 | CARE AAA, ICRA AAA | Unsecur ed |
| 127 | NCD-TIER II | Sr F FY 15 | 3,652 | 9.35% | 32.00 | 30-01- 2016 | 29-01-2026 | CARE AAA, ICRA AAA | Unsecur ed |
| 128 | NCD-TIER II | Sr G FY 15 | 3,653 | 9.35% | 18.00 | 09-02- 2016 | 09-02-2026 | CARE AAA, ICRA AAA | Unsecur ed |

| | | | | | | | | | |
|-----|---------------|-----------------|-------|--------|--------|------------|------------|---------------------|-----------|
| 129 | NCD-TIER II | Sr H FY15 | 3,652 | 9.48% | 50.00 | 04-03-2016 | 04-03-2026 | CARE AAA, ICRA AAA | Unsecured |
| 130 | NCD-TIER II | Sr S FY14-15 | 3,651 | 9.95% | 50.00 | 30-03-2015 | 28-03-2025 | CARE AAA, ICRA AAA | Unsecured |
| 131 | NCD-TIER II | Sr M FY 14-15 | 3,653 | 9.95% | 50.00 | 31-12-2014 | 31-12-2024 | CARE AAA | Unsecured |
| 132 | NCD-TIER II | Sr J 15-16 | 3,653 | 9.25% | 100.00 | 09-09-2015 | 09-09-2025 | CARE AAA, ICRA AAA | Unsecured |
| 133 | NCD-TIER II | Sr M 15-16 | 3,652 | 9.30% | 100.00 | 23-03-2016 | 23-03-2026 | CARE AAA, ICRA AAA | Unsecured |
| 134 | NCD-TIER II | Sr J FY 12-13 | 3,652 | 9.80% | 275.00 | 21-12-2012 | 21-12-2022 | CARE AAA, ICRA AAA | Unsecured |
| 135 | NCD-TIER II | Sr I FY 13-14 | 3,653 | 10.35% | 50.00 | 27-03-2014 | 27-03-2024 | CARE AAA, ICRA AAA | Unsecured |
| 136 | NCD-PERPETUAL | Sr I FY15 | 3,652 | 10.10% | 50.00 | 30-03-2016 | 30-03-2026 | CARE AA+, ICRA AA+ | Unsecured |
| 137 | NCD-TIER II | SRD(19-20)TIER2 | 3,653 | 8.90% | 26.00 | 13-09-2019 | 13-09-2029 | CARE AAA, INDIA AAA | Unsecured |
| 138 | NCD-TIER II | Sr J FY 13-14 | 3,652 | 9.73% | 25.00 | 31-01-2014 | 31-01-2024 | CARE AAA, ICRA AAA | Unsecured |
| 139 | NCD-TIER II | Sr K FY 13-14 | 3,651 | 9.73% | 20.00 | 10-02-2014 | 09-02-2024 | CARE AAA, ICRA AAA | Unsecured |
| 140 | NCD-TIER II | Sr L FY 13-14 | 3,650 | 9.73% | 20.00 | 18-02-2014 | 16-02-2024 | CARE AAA, ICRA AAA | Unsecured |
| 141 | NCD-TIER II | Sr M FY 13-14 | 3,653 | 9.73% | 30.00 | 14-03-2014 | 14-03-2024 | CARE AAA, ICRA AAA | Unsecured |
| 142 | NCD-TIER II | Sr S FY 14-15 | 3,651 | 8.75% | 125.00 | 19-01-2015 | 17-01-2025 | CARE AAA, ICRA AAA | Unsecured |
| 143 | NCD-TIER II | Sr A FY 2015-16 | 3,653 | 8.90% | 100.00 | 17-04-2015 | 17-04-2025 | CARE AAA, ICRA AAA | Unsecured |
| 144 | NCD-TIER II | Sr O FY 13-14 | 3,653 | 9.73% | 5.00 | 04-03-2014 | 04-03-2024 | CARE AAA, ICRA AAA | Unsecured |
| 145 | NCD-TIER II | Sr N FY 2014-15 | 3,653 | 9.10% | 100.00 | 13-11-2014 | 13-11-2024 | CARE AAA, ICRA AAA | Unsecured |
| 146 | NCD-TIER II | Sr U FY 14-15 | 3,653 | 8.75% | 225.00 | 18-02-2015 | 18-02-2025 | CARE AAA, ICRA AAA | Unsecured |
| 147 | NCD-TIER II | Sr C FY 2015-16 | 3,653 | 8.90% | 79.50 | 21-04-2015 | 21-04-2025 | CARE AAA, ICRA AAA | Unsecured |
| 148 | NCD-TIER II | Sr D FY 2015-16 | 3,653 | 8.90% | 45.00 | 22-04-2015 | 22-04-2025 | CARE AAA, ICRA AAA | Unsecured |
| 149 | NCD-TIER II | Sr G FY 2015-16 | 3,653 | 8.90% | 75.00 | 29-04-2015 | 29-04-2025 | CARE AAA, ICRA AAA | Unsecured |

| | | | | | | | | | |
|-----|---------------|-----------------|-------|--------|--------|------------|------------|----------------------|-----------|
| 150 | NCD-TIER II | Sr I FY 2015-16 | 3,653 | 8.90% | 43.00 | 15-05-2015 | 15-05-2025 | CARE AAA, ICRA AAA | Unsecured |
| 151 | NCD-TIER II | Sr P FY 2015-16 | 3,653 | 8.87% | 60.00 | 03-06-2015 | 03-06-2025 | CARE AAA, ICRA AAA | Unsecured |
| 152 | NCD-TIER II | Sr AB FY 15-16 | 3,653 | 8.90% | 20.00 | 15-09-2015 | 15-09-2025 | CARE AAA, ICRA AAA | Unsecured |
| 153 | NCD-TIER II | Sr H FY 2016-17 | 3,652 | 8.78% | 80.00 | 21-07-2016 | 21-07-2026 | CARE AAA, ICRA AAA | Unsecured |
| 154 | NCD-TIER II | Sr U FY 16-17 | 3,652 | 8.05% | 125.00 | 04-01-2017 | 04-01-2027 | CARE AAA, ICRA AAA | Unsecured |
| 155 | NCD-TIER II | Sr V FY 16-17 | 3,651 | 8.05% | 15.00 | 30-01-2017 | 29-01-2027 | CARE AAA, ICRA AAA | Unsecured |
| 156 | NCD-TIER II | Sr B FY 17-18 | 4,382 | 7.80% | 60.00 | 14-07-2017 | 13-07-2029 | CARE AAA, ICRA AAA | Unsecured |
| 157 | NCD-TIER II | Sr K FY 2016-17 | 5,477 | 8.65% | 25.00 | 09-08-2016 | 08-08-2031 | CARE AAA, ICRA AAA | Unsecured |
| 158 | NCD-TIER II | Sr L FY 2016-17 | 5,478 | 8.63% | 25.00 | 12-08-2016 | 12-08-2031 | CARE AAA, ICRA AAA | Unsecured |
| 159 | NCD-TIER II | Sr P FY 2016-17 | 5,476 | 8.55% | 20.00 | 07-09-2016 | 05-09-2031 | CARE AAA, ICRA AAA | Unsecured |
| 160 | NCD-PERPETUAL | Sr I FY 13-14 | 3,652 | 10.35% | 50.00 | 29-01-2014 | 29-01-2024 | CARE AAA, ICRA AAA | Unsecured |
| 161 | NCD-PERPETUAL | Sr X FY 15-16 | 3,653 | 9.90% | 150.00 | 27-08-2015 | 27-08-2025 | CARE AAA, ICRA AAA | Unsecured |
| 162 | NCD-PERPETUAL | Sr AL FY 15-16 | 3,652 | 9.50% | 50.00 | 18-03-2016 | 18-03-2026 | CARE AAA, ICRA AAA | Unsecured |
| 163 | NCD-PERPETUAL | Sr AO FY 15-16 | 3,652 | 9.50% | 30.00 | 30-03-2016 | 30-03-2026 | CARE AAA, ICRA AAA | Unsecured |
| 164 | NCD-TIER II | Sr B FY 2018-19 | 3,653 | 9.10% | 45.00 | 31-10-2018 | 31-10-2028 | CARE AAA, ICRA AAA | Unsecured |
| 165 | NCD-TIER II | SRA(20-21)TIER2 | 3,652 | 8.30% | 86.00 | 10-06-2020 | 10-06-2030 | CARE AAA, CRISIL AAA | Unsecured |
| 166 | NCD-TIER II | Sr F 20-21 | 3,651 | 8.15% | 100.00 | 20-07-2020 | 19-07-2030 | CARE AAA, CRISIL AAA | Unsecured |
| 167 | NCD-TIER II | Sr O FY14-15 | 3,653 | 9.35% | 100.00 | 29-01-2015 | 29-01-2025 | CARE AAA, ICRA AAA | Unsecured |
| 168 | NCD-TIER II | Sr H FY15-16 | 3,653 | 9.32% | 14.00 | 14-07-2015 | 14-07-2025 | CARE AAA, ICRA AAA | Unsecured |
| 169 | NCD-TIER II | Sr J FY15-16 | 3,652 | 9.30% | 50.00 | 25-07-2015 | 24-07-2025 | CARE AAA, ICRA AAA | Unsecured |
| 170 | NCD-PERPETUAL | Series U FY16 | 3,652 | 9.90% | 50.00 | 30-03-2016 | 30-03-2026 | CARE AA+, ICRA AA+ | Unsecured |

| | | | | | | | | | |
|-----|---------------|---------------|-------|-------|-------|------------|------------|--------------------|-----------|
| 171 | NCD-PERPETUAL | Series E FY17 | 3,652 | 9.60% | 15.00 | 03-06-2016 | 03-06-2026 | CARE AA+, ICRA AA+ | Unsecured |
|-----|---------------|---------------|-------|-------|-------|------------|------------|--------------------|-----------|

(d) A list of highest ten debenture holders as on September 30, 2022:

(₹ in Crores)

| Sr. No. | Name of Investor | Product | Amount | % of total Non-convertible securities outstanding |
|---------|---|---------|----------|---|
| 1 | LICI HEALTH PROTECTION PLUS NON UNIT FUND | NCD | 5,020.00 | 17% |
| 2 | STATE BANK OF INDIA | NCD | 1,950.00 | 7% |
| 3 | ADITYA BIRLA SUN LIFE TRUSTEE PRIVATE LIMITED A/C ADITYA BIRLA SUN LIFE CORPORATE BOND FUND | NCD | 1,699.00 | 6% |
| 4 | HDFC TRUSTEE COMPANY LIMITED A/C HDFC LOW DURATION FUND | NCD | 1,156.00 | 4% |
| 5 | INTERNATIONAL FINANCE CORPORATION | NCD | 1,152.00 | 4% |
| 6 | BANK OF BARODA | NCD | 1,075.00 | 4% |
| 7 | LARSEN AND TOUBRO LIMITED | NCD | 965.00 | 3% |
| 8 | NIPPON LIFE INDIA TRUSTEE LTD- A/C NIPPON INDIA CORPORATE BOND FUND | NCD | 615.00 | 2% |
| 9 | BANK OF INDIA | NCD | 500.00 | 2% |
| 10 | Central Bank of India | NCD | 400.00 | 1% |

Note: The list of highest ten holders in respect of Public Issue of Secured, Redeemable, Non-Convertible Debentures are not furnished.

(e) A list of highest ten commercial paper holders as on September 30, 2022:

(₹ in Crores)

| Sr. No. | Name of Investor | Product | In Cr |
|---------|------------------|---------|----------|
| 1 | SBI LIQUID FUND | CP | 2,400.00 |

| | | | |
|----|---|---------|----------|
| 2 | STATE BANK OF INDIA | CP BANK | 825.00 |
| 3 | UNION BANK OF INDIA | CP BANK | 800.00 |
| 4 | ADITYA BIRLA SUN LIFE TRUSTEE PRIVATE LIMITED A/C ADITYA BIRLA SUN LIFE EQUITY HYBRID '95 FUND | CP | 475.00 |
| 5 | BANK OF BARODA | CP BANK | 400.00 |
| 6 | IDBI BANK LIMITED - TBO | CP BANK | 300.00 |
| 7 | KOTAK MONEY MARKET FUND | CP | 150.00 |
| 8 | PNB METLIFE INDIA INSURANCE COMPANY LIMITED | CP | 85.00 |
| 9 | RELIANCE NIPPON LIFE INSURANCE CO LIMITED | CP | 75.00 |
| 10 | LIC MF SAVINGS FUND | CP | 50.00 |
| | | | |
| | | | 5,560.00 |

(f) The amount of corporate guarantee issued by the Company along with name of the counterparty (like name of the subsidiary, JV entity, Group Company, etc) on behalf of whom it has been issued. If any: NIL

(g) Details of Commercial Paper: The total Face Value of Commercial Papers Outstanding as on the quarter ended September 30, 2022

(₹ in Crores)

| ISIN | Maturity Date | Amount Outstanding |
|--------------|---------------|--------------------|
| INE027E14MD9 | 29-12-2022 | 200.00 |
| INE027E14MF4 | 17-01-2023 | 250.00 |
| INE027E14MK4 | 21-02-2023 | 400.00 |
| INE027E14MK4 | 21-02-2023 | 300.00 |
| INE027E14MM0 | 06-03-2023 | 300.00 |
| INE027E14MN8 | 20-03-2023 | 250.00 |

| | | |
|--------------|------------|----------|
| INE027E14MS7 | 21-04-2023 | 160.00 |
| INE027E14MS7 | 21-04-2023 | 200.00 |
| INE027E14MS7 | 21-04-2023 | 25.00 |
| INE027E14MY5 | 05-06-2023 | 25.00 |
| INE027E14MY5 | 05-06-2023 | 25.00 |
| INE027E14NA3 | 19-06-2023 | 200.00 |
| INE027E14NB1 | 23-06-2023 | 75.00 |
| INE027E14NB1 | 23-06-2023 | 225.00 |
| INE027E14NB1 | 23-06-2023 | 225.00 |
| INE027E14NE5 | 05-07-2023 | 50.00 |
| INE027E14NF2 | 14-07-2023 | 75.00 |
| INE027E14NG0 | 04-05-2023 | 650.00 |
| INE027E14NH8 | 12-06-2023 | 300.00 |
| INE027E14NJ4 | 28-10-2022 | 600.00 |
| INE027E14NI6 | 04-11-2022 | 400.00 |
| INE027E14NM8 | 05-12-2022 | 750.00 |
| | | 5,685.00 |

- (h) Details of rest of the borrowing (If Any Including Hybrid Debt Like FCCB, Optionally Convertible Debentures / Preference Shares) as on September 30, 2022: Not Applicable
- (i) Details of all default/s and /or delay in payments of interest and principal of any kind of term loans, debt securities and other financial indebtedness including corporate guarantee issued by the company, in the past 3 years and current financial year: Refer to paragraph 11.9.1 above
- (j) Loan from any bank or financial institution and interest thereon: Not Applicable details of any outstanding borrowings taken / debt securities issued where taken / issued (i) for consideration other than cash, whether in whole or part, (ii) at a premium or discount, or (iii) in pursuance of an option:

As on September 30, 2022, unamortised discount and premium on re-issuance of Rs. 0.18 crores and Rs. 20.38 crores respectively.

| Sr No. | Description | Secured /Unsecured | Premium/Discount | Discount Amt (Rs. Cr) | Premium Amt (Rs. Cr) | Coupon (%) | Residual Tenor/Period of Maturity (Days) | Face Value | Date of Allotment | Final Redemption Date | Last Credit Rating |
|--------|------------------|--------------------|------------------|-----------------------|----------------------|------------|--|------------|-------------------|-----------------------|-----------------------|
| 1 | RE Sr G 18-19 3 | Secured | Discount | 0.04 | 0.00 | 7.950 | 1503 | 2500000 | 31-10-2018 | 12-12-2022 | CARE AAA & IND AAA |
| 2 | RE H 18-19 Op 2 | Secured | Discount | 0.01 | 0.00 | 7.700 | 1416 | 2500000 | 20-11-2018 | 06-10-2022 | CARE AAA & IND AAA |
| 3 | NCDRE I20-21 II | Secured | Premium | 0.00 | 0.16 | 7.680 | 716 | 1000000 | 17-03-2021 | 03-03-2023 | CRISIL AAA |
| 4 | Re Sr B 19-20 I | Secured | Discount | 0.01 | 0.00 | 8.450 | 1839 | 1000000 | 05-02-2020 | 17-02-2025 | CARE AAA & CRISIL AAA |
| 5 | Re Sr B 19-20II | Secured | Discount | 0.10 | 0.00 | 8.550 | 3639 | 1000000 | 11-02-2020 | 28-01-2030 | CARE AAA & CRISIL AAA |
| 6 | Re Sr B20-21III | Secured | Premium | 0.00 | 0.84 | 8.100 | 3637 | 1000000 | 13-07-2020 | 28-06-2030 | IND AAA & CRISIL AAA |
| 7 | RE NCD SR K OP 1 | Secured | Premium | 0.00 | 0.23 | 7.660 | 3645 | 1000000 | 16-09-2020 | 09-09-2030 | CARE AAA & CRISIL AAA |
| 8 | Re SR A 21-22 | Secured | Premium | 0.00 | 0.66 | 6.450 | 1106 | 1000000 | 30-04-2021 | 10-05-2024 | CARE AAA & CRISIL AAA |
| 9 | RE SR C 21-22 | Secured | Premium | 0.00 | 1.23 | 6.450 | 1079 | 1000000 | 27-05-2021 | 10-05-2024 | CRISIL AAA |
| 10 | SR D 21-22 | Secured | Premium | 0.00 | 4.99 | 7.680 | 581 | 1000000 | 30-07-2021 | 03-03-2023 | CRISIL AAA |
| 11 | NCD SR E 21-22 | Secured | Premium | 0.00 | 2.54 | 7.680 | 570 | 1000000 | 10-08-2021 | 03-03-2023 | CRISIL AAA |
| 12 | NCD SR F21-22 I | Secured | Premium | 0.00 | 5.22 | 7.680 | 549 | 1000000 | 31-08-2021 | 03-03-2023 | CRISIL AAA |
| 13 | NCD SR I 21-22 | Secured | Premium | 0.00 | 0.92 | 7.700 | 620 | 1000000 | 30-09-2021 | 12-06-2023 | CRISIL AAA |

| | | | | | | | | | | | |
|----|------------------------|---------|----------|-------------|--------------|-----------|------|-----------------|----------------|----------------|-----------------------------|
| 14 | NCDSR KREII 2122 | Secured | Premium | 0.00 | 2.12 | 9.00 0 | 798 | 100 000 0 | 03-12- 2021 | 09-02- 2024 | ICRA AAA & IND AAA |
| 15 | SR C MLD 20-21 | Secured | Premium | - | 0.10 | 7.00 0 | 1078 | 100 000 0 | 20-07- 2020 | 03-07- 2023 | CARE AAA |
| 16 | NCD SR D Rissue | Secured | Premium | 0.00 | 1.37 | 7.87 4 | 1140 | 100 000 0 | 02-08- 2022 | 15-09- 2025 | CARE AAA & CRISIL AAA |
| 17 | MLDSR E re22- 23 | Secured | Discount | 0.01 | 0.00 | 7.20 0 | 750 | 100 000 0 | 08-08- 2022 | 27-08- 2024 | ICRA AAA |
| 18 | MLDSR F re22- 23 | Secured | Discount | 0.02 | 0.00 | 7.20 0 | 739 | 100 000 0 | 19-08- 2022 | 27-08- 2024 | ICRA AAA |
| | | | | 0.18 | 20.38 | | | | | | |

- (k) **Details with regard to the lending done by the Issuer out of the issue proceeds of debt securities in last three years:** The proceeds were utilised in the ordinary course of business to advance loans and financial assistance to our customers including farmers, individuals, small and medium-sized enterprises, real estate developers and large corporates under our rural business, infrastructure business and developer finance business as more particularly set out in section 11.2 of this Placement Memorandum
- (l) **Classification of loans advances given to associates, entities/ person relating to board, senior management, promoters, others, etc.:** Please refer to the section on 'Related Party transactions' disclosed in the Financial Information under Annexure A of this Placement Memorandum
- (m) **Classification of loans/ advances given according to type of loans, denomination of loan outstanding by loan to value, sectors, denomination of loans outstanding by ticket size, geographical classification of borrowers, maturity profile etc:**

(₹ in Crores)

| Particular | As on Sep 30, 2022 | As on March 31, 2022 | As on March 31, 2021 | As on March 31, 2020 |
|--------------------------|-----------------------|-------------------------|-------------------------|-------------------------|
| | | | (After Merger) | (Before Merger) |
| Borrowings in India | 76,796.14 | 74,198.61 | 75,401.18 | 40,377.53 |
| Borrowings outside India | 2,294.39 | 4,121.00 | 3,989.00 | 2,847.92 |
| Total Borrowings | 79,090.53 | 78,319.61 | 79,390.18 | 43,225.45 |

- (n) **Aggregated exposure to the top 20 borrowers with respect to the concentration of advances, exposures to be disclosed in the manner as prescribed by RBI in its stipulations on Corporate Governance for NBFCs or HFCs, from time to time:**

| Particulars | As on March 31, 2022 (After Merger) | As on March 31, 2021 (After Merger) | As on March 31, 2020 (Before Merger) | As on March 31, 2019 (Before Merger) |
|---|--|--|---|---|
| Total advances to twenty largest borrowers (Amount ₹ in Crores) | 17,583.66 | 14591.22 | 9,321.67 | 8,758.37 |
| Percentage of advances to twenty largest borrowers to total advances to our Company | 21.50% | 17.37% | 20.07% | 18.31% |

| Particulars | As on March 31, 2022 (After Merger) | As on March 31, 2021 (After Merger) | As on March 31, 2020 (After Merger) | As on March 31, 2019 (After Merger) |
|---|--|--|--|--|
| Total advances to twenty largest borrowers (Amount ₹ in Crores) | 20,740.26 | 17,664.02 | 10,662.73 | 10,393.78 |
| Percentage of advances to twenty largest borrowers to total advances to our Company | 23.32% | 19.31% | 20.96% | 19.54% |

(o) Classification of loans into several maturity profile denomination:

(₹ in Crores)

| March 31, 2021 | 1 day to 30/31 days (1 month) | Over 1 month to 2 months | Over 2 months to 3 months | Over 3 months to 6 months | Over 6 months to 1 year | Over 1 year to 3 years | Over 3 years to 5 years | Over 5 years | Total |
|------------------|-------------------------------|--------------------------|---------------------------|---------------------------|-------------------------|------------------------|-------------------------|--------------|-----------|
| Advances (gross) | 1,986.45 | 2,007.30 | 2,611.52 | 6,124.56 | 16,155.56 | 20,908.96 | 11,482.12 | 21,568.73 | 82,845.20 |

(p) A portfolio summary with regard to industries/ sectors to which borrowings have been made:

Please refer to section (v) below

(q) NPA exposures of the Issuer for the last three financial years (both gross and net exposures) and provisioning made for the same as per the last audited financial statements of the Issuer:

Please refer to section (t) below

(r) Quantum and percentage of secured vis-à-vis unsecured borrowings made:

(₹ in crores)

| Sr. No. | Type of Borrowings | As on Sept 30, 2022 | As on March 31, 2022 | As on March 31, 2021 (After Merger) |
|---------|--------------------|---------------------|----------------------|--|
|---------|--------------------|---------------------|----------------------|--|

| | | | | |
|----|--------------|------------------|------------------|------------------|
| 1. | Secured | 64,661.54 | 63,191.55 | 64,776.47 |
| 2. | Unsecured | 14,428.99 | 15,128.06 | 14,613.71 |
| | Total | 79,090.53 | 78,319.61 | 79,390.18 |

(s) Type of Loans:

- (i) The detailed break-up of the type of loans and advances including bills receivables given by our Company as on March 31, 2022 is as follows:

(₹ in crores)

| S. No. | Type of Loans | As on March 31, 2022 (After Merger) | As on March 31, 2021 (After Merger) | As on March 31, 2020 (Before Merger) | As on March 31, 2019 (Before Merger) |
|--|------------------------------|-------------------------------------|-------------------------------------|--------------------------------------|--------------------------------------|
| 1. | Secured (net of provision) | 62,396.27 | 65,295.42 | 30,730.03 | 33,772.69 |
| 2. | Unsecured (net of provision) | 15,132.79 | 13,298.22 | 13,161.19 | 14,144.56 |
| Total Assets under Management (AUM)*^ | | 78,319.61 | 78,593.64 | 43,891.22 | 47,917.25 |

- (ii) Denomination of the loans by loan to value as on March 31, 2022:

| Sl. No. | LTV | Percentage of AUM |
|---------|--------------|-------------------|
| 1. | Upto 40% | 6.19% |
| 2. | 40%-50% | 4.60% |
| 3. | 50%-60% | 8.06% |
| 4. | 60%-70% | 17.24% |
| 5. | 70%-80% | 44.44% |
| 6. | 80%-90% | 15.01% |
| 7. | Above 90% | 4.46% |
| | Total | 100.00% |

*LTV at the time of origination. LTV is provided only for retail product. Two wheeler and farm equipment

- (iii) Denomination of the loans outstanding by ticket size as on March 31, 2022:

| I. No. | Ticket size** (in ₹) | Percentage of AUM |
|--------|----------------------|-------------------|
| 1 | Upto 2 Lakhs | 27.49% |
| 2 | 2 to 5 Lakhs | 7.83% |
| 3 | 5 to 10 Lakhs | 6.51% |
| 4 | 10 to 25 Lakhs | 2.16% |
| 5 | 25 to 50 Lakhs | 3.70% |

| | | |
|----|------------------|----------------|
| 6 | 50 lakh-1 Crores | 3.87% |
| 7 | 1 - 5 Crores | 3.52% |
| 8 | 5 - 25 Crores | 1.63% |
| 9 | 25 - 100 Crores | 8.87% |
| 10 | Above 100 Crores | 34.42% |
| | Total | 100.00% |

***LTV is provided only for Retail products: Two Wheeler and, Farm Equipments*

(iv) **Geographical classification of our borrowers:**

| Sl. No. | Top 5 States | Percentage of AUM (as on March 31, 2022 (after merger)) |
|---------|--------------|--|
| 1 | Maharashtra | 39.83% |
| 2 | Telangana | 8.49% |
| 3 | DELHI | 8.20% |
| 4 | Tamil Nadu | 7.65% |
| 5 | Karnataka | 7.54% |
| | Total | 71.71% |

| Sl. No. | Top 5 States | Percentage of AUM (as on March 31, 2021 (before merger)) |
|---------|--------------|---|
| 1 | Maharashtra | 39.65% |
| 2 | Delhi | 11.02% |
| 3 | Telangana | 10.39% |
| 4 | Tamil Nadu | 7.85% |
| 5 | Karnataka | 6.62% |
| | Total | 75.53% |

| Sl. No. | Top 5 States | Percentage of AUM (as on March 31, 2020 (before merger)) |
|---------|--------------|---|
| 1 | Maharashtra | 35.51% |
| 2 | Tamil Nadu | 11.11% |
| 3 | Bihar | 7.38% |
| 4 | Karnataka | 6.62% |
| 5 | Telangana | 6.61% |
| | Total | 67.23% |

| Sl. No. | Top 5 States | Percentage of AUM (as on March 31, 2019 (before merger)) |
|---------|--------------|---|
| 1 | Maharashtra | 42.15% |
| 2 | Tamil Nadu | 9.77% |
| 3 | Telengana | 7.42% |
| 4 | Delhi | 5.44% |
| 5 | West Bengal | 5.11% |
| | Total | 69.89% |

(t) Details of loans overdue and classified as non-performing in accordance with RBI's guidelines:

1. Movement of Gross NPAs

Amount (₹ in crores)

| Sl. No. | Particulars | As on March 31, 2022 | As on March 31, 2021 | As on March 31, 2020 | As on March 31, 2019 |
|---------|---|----------------------|----------------------|----------------------|----------------------|
| 1. | Opening balance | 5,365.65 | 2,991.12 | 1845.98 | 2376.64 |
| 2. | Transferred of erstwhile L&T Infrastructure Finance Company Limited and erstwhile L&T Housing Finance Limited on amalgamation | 0 | 3,071.00 | - | - |
| 3. | Additions during the year | 4,121.13 | 2,657.83 | 2787.38 | 1345.81 |
| 4. | Reductions during the year | 5,944.19 | 3,354.30 | 1642.24 | 2023.18 |
| 5. | Closing balance | 3,542.59 | 5,365.65 | 2991.12 | 1699.27 |

2. Movement of provisions for NPAs (excluding provisions on standard assets)

Amount (₹ in crores)

| Sl. No. | Particulars | As on March 31, 2022 | As on March 31, 2021 | As on March 31, 2020 | As on March 31, 2019 |
|---------|---|----------------------|----------------------|----------------------|----------------------|
| 1. | Opening balance | 3,820.60 | 1,826.13 | 1,238.73 | 1311.88 |
| 2. | Transferred of erstwhile L&T Infrastructure Finance Company Limited and erstwhile L&T Housing Finance Limited on amalgamation | 0 | 1,958.68 | - | - |
| 3. | Provisions made during the year | 2,311.38 | 2592.18 | 1686.62 | 470.36 |
| 4. | Write-off / write-back of excess provisions | 4,267.11 | 2,556.39 | 1,099.22 | 1085.2 |
| 5. | Closing balance | 1,864.87 | 3,820.60 | 1826.13 | 697.04 |

3. Segment wise gross NPA:

| Sr. No | Segment-wise gross NPA | As on March 31, 2022 | As on March 31, 2021 | As on March 31, 2020 | As on March 31, 2019 |
|--------------|---|----------------------|----------------------|----------------------|----------------------|
| 1 | Retail | | | | |
| A | Mortgages (home loans and loans against property) | 8.61% | 5.97% | 0.38% | 0.19% |
| B | Gold loans | 0.00% | 0.00% | 0.00% | 0.00% |
| C | Vehicle finance | 22.09% | 13.43% | 24.75% | 35.65% |
| D | Micro Loans | 0.00% | 0.00% | 0.00% | 0.00% |
| E | M&SME | 0.00% | 0.00% | 2.44% | 5.57% |
| F | Capital market funding (loans against shares, margin funding) | 0.00% | 0.00% | 0.00% | 0.00% |
| G | Others | 17.31% | 9.79% | 12.18% | 20.99% |
| 2 | Infrastructure | | | | |
| A | Infrastructure | 9.55% | 53.41% | 11.78% | 8.85% |
| B | Real estate (including builder loans) | 42.45% | 1.03% | 0.00% | 0.00% |
| C | Promoter funding | 0.00% | 0.00% | 0.00% | 0.00% |
| D | Structured Finance Group | 0.00% | 14.85% | 48.29% | 21.97% |
| E | Supply Chain finance | 0.00% | 0.00% | 0.00% | 4.19% |
| F | Others | 0.00% | 1.52% | 0.18% | 2.59% |
| Total | | | 100.00% | 100.00% | 100.00% |

*Gross NPA means percentage of NPAs to total advances in that sector.

(u) Residual maturity profile of assets and liabilities

(₹ in crores)

| March 31, 2022 | 1 day to 30/31 days (1 month) | Over 1 month to 2 months | Over 2 months to 3 months | Over 3 months to 6 months | Over 6 months to 1 year | Over 1 year to 3 years | Over 3 years to 5 years | Over 5 years | Total |
|-------------------------------|-------------------------------|--------------------------|---------------------------|---------------------------|-------------------------|------------------------|-------------------------|--------------|-----------------|
| Deposits | - | - | - | - | - | - | - | - | - |
| Advances (gross) | 2298.67 | 2237.36 | 3190.66 | 7011.02 | 17568.87 | 21586.94 | 10544.37 | 17114.75 | 81552.64 |
| Investments (net) | 1962.81 | - | - | - | 906.09 | - | - | 6408.64 | 9277.54 |
| Borrowings * | 2451.06 | 1907.19 | 2395.93 | 6210.39 | 14250.74 | 38836.15 | 6108.42 | 4784.43 | 76944.31 |
| Foreign Currency assets | - | - | - | - | - | - | - | - | - |
| Foreign Currency liabilities* | - | - | 1037.70 | 686.33 | 425.76 | 864.55 | - | - | 3014.34 |

* Including ECB and FCNR loan

(₹ in crores)

| March 31, 2021 | 1 day to 30/31 days (1 month) | Over 1 month to 2 months | Over 2 months to 3 months | Over 3 months to 6 months | Over 6 months to 1 year | Over 1 year to 3 years | Over 3 years to 5 years | Over 5 years | Total |
|-------------------------------|-------------------------------|--------------------------|---------------------------|---------------------------|-------------------------|------------------------|-------------------------|--------------|------------------|
| Deposits | - | - | - | - | - | - | - | - | - |
| Advances (gross) | 1,986.45 | 2,007.30 | 2,611.52 | 6,124.56 | 16,155.56 | 20,908.96 | 11,482.12 | 21,568.73 | 82,845.20 |
| Investments (net) | 1,866.73 | - | - | - | 685.13 | - | 556.35 | 5,318.79 | 8,427.00 |
| Borrowings* | 2,072.00 | 1,976.67 | 2,241.06 | 4,289.80 | 10,630.90 | 42,317.42 | 8,318.74 | 5,369.64 | 77,216.22 |
| Foreign Currency assets | - | - | - | - | - | - | - | - | - |
| Foreign Currency liabilities* | - | - | 100.00 | - | - | 2,149.79 | 864.55 | - | 3,114.34 |

* Including ECB and FCNR loan

(₹ in Crores)

| March 31, 2020 | 1 day to 30/31 days (1 month) | Over 1 month to 2 months | Over 2 months to 3 months | Over 3 months to 6 months | Over 6 months to 1 year | Over 1 year to 3 years | Over 3 years to 5 years | Over 5 years | Total |
|-------------------------------|-------------------------------|--------------------------|---------------------------|---------------------------|-------------------------|------------------------|-------------------------|--------------|------------------|
| Deposits | - | - | - | - | - | - | - | - | - |
| Advances (gross) | 308.71 | 365.90 | 2,556.10 | 4,722.18 | 10,223.29 | 15,564.18 | 7,071.18 | 5,055.57 | 45,867.11 |
| Investments (gross) | 35.10 | - | - | - | 819.29 | - | - | 2,630.11 | 3,484.50 |
| Borrowings* | 1,120.00 | 2,021.64 | 1,711.97 | 1,782.10 | 4,927.12 | 23,243.05 | 5,334.73 | 2,266.04 | 42,406.65 |
| Foreign Currency assets | - | - | - | - | - | - | - | - | - |
| Foreign Currency liabilities* | - | - | - | - | - | 1,724.03 | 864.55 | - | 2,588.58 |

* Including ECB loan

(₹ in crores)

| March 31, 2019 | | | | | | | | | Total |
|----------------|--|--|--|--|--|--|--|--|-------|
|----------------|--|--|--|--|--|--|--|--|-------|

| | 1 day to 30/31 days (1 month) | Over 1 month to 2 months | Over 2 months to 3 months | Over 3 months to 6 months | Over 6 months to 1 year | Over 1 year to 3 years | Over 3 years to 5 years | Over 5 years | |
|-------------------------------|--|-----------------------------------|------------------------------------|------------------------------------|----------------------------------|------------------------------------|----------------------------------|-----------------|-----------|
| Deposits | - | - | - | - | - | - | - | - | - |
| Advances (gross) | 1,214.16 | 1,480.62 | 1,641.32 | 4,780.44 | 9,614.80 | 15,589.71 | 5,819.59 | 6,992.12 | 47,132.76 |
| Investments (gross) | 1,990.10 | - | 40.00 | - | 1,851.41 | | - | 684.45 | 4,565.95 |
| Borrowings* | 3,958.39 | 2,835.50 | 2,009.20 | 2,798.13 | 3,821.82 | 21,853.78 | 7,812.80 | 711.37 | 45,800.99 |
| Foreign Currency assets | - | - | - | - | - | - | - | - | - |
| Foreign Currency liabilities* | - | - | - | 107.23 | - | - | - | - | 107.23 |
| * Including ECB loan | | | | | | | | | |

(v) Disclosure of Assets under management – Segmentwise break up and types of loans:

| Sr. No | Segment-wise gross NPA | As on March 31, 2022 (After Merger) | As on March 31, 2021 (After Merger) | As on March 31, 2020 (Before Merger) | As on March 31, 2019 (Before Merger) |
|--------------|---|--|--|---|---|
| 1 | Retail | | | | |
| A | Mortgages (home loans and loans against property) | 13.09% | 12.87% | 0.59% | 0.71% |
| B | Gold loans | - | - | - | - |
| C | Vehicle finance | 22.96% | 20.69% | 32.38% | 27.20% |
| D | Micro Loans | - | - | - | - |
| E | M&SME | - | - | 0.18% | 0.33% |
| F | Capital market funding (loans against shares, margin funding) | - | - | - | - |
| G | Others | 19.12% | 15.12% | 27.23% | 25.54% |
| 2 | Infrastructure | | | | |
| A | Infrastructure | 30.36% | 34.06% | 12.56% | 12.21% |
| B | Real estate (including builder loans) | 13.36% | 15.13% | 19.61% | 21.70% |
| C | Promoter funding | - | - | - | - |
| D | Structured Finance Group | 1.09% | 1.96% | 7.17% | 11.56% |
| E | Supply Chain finance | - | - | - | 0.15% |
| F | Others | 0.01% | 0.16% | 0.29% | 0.60% |
| Total | | 100.00% | 100.00% | 100.00% | 100.00% |

(w) Onward lending to borrowers forming part of the “Group” as defined by RBI:

| Name of the Borrower (A) | Amount of advances / exposures to such Borrower (Group) (₹ in crores) | | | Percentage of exposure I = B/Total AUM | | |
|--------------------------|---|----------------------|----------------------|--|----------------------|----------------------|
| | As on March 31, 2022 | As on March 31, 2021 | As on March 31, 2020 | As on March 31, 2022 | As on March 31, 2021 | As on March 31, 2020 |
| Nil | Nil | | | Nil | | |

(x) Concentration of Exposure and NPA as of March 31, 2022:

| Particulars | Amount (₹ in crores) | | | |
|---|----------------------|----------------------|----------------------|----------------------|
| Total Exposure to top four NPA accounts | As on March 31, 2022 | As on March 31, 2021 | As on March 31, 2020 | As on March 31, 2019 |
| | 1076.43 | 1050.57 | 1087.12 | 311.99 |

ANNEXURE M

SHAREHOLDING PATTERN OF THE COMPANY

i. Pre and post issue shareholding pattern of the Company

| SR. NO. | CATEGORY | PRE-ISSUE | | POST-ISSUE | |
|----------|---|--------------------|--------------------|--------------------|--------------------|
| | | NO. OF SHARES HELD | % OF SHARE HOLDING | NO. OF SHARES HELD | % OF SHARE HOLDING |
| A | Promoters' Holding | | | | |
| 1 | Indian | | | | |
| | Individual | 7 | 0 | 7 | 0 |
| | Bodies Corporate | 2,68,41,72,353 | 100 | 2,68,41,72,353 | 100 |
| | Sub-total | 2,68,41,72,360 | 100 | 2,68,41,72,360 | 100 |
| 2 | Foreign promoters | - | - | - | - |
| | Sub-total (A) | 2,68,41,72,360 | 100 | 2,68,41,72,360 | 100 |
| B | Non-promoters' holding | | | | |
| 1 | Institutional investors | - | - | - | - |
| 2 | Non-institutional Investors | - | - | - | - |
| | Private corporate bodies | - | - | - | - |
| | Directors and relatives | - | - | - | - |
| | Indian public | - | - | - | - |
| | Others [including Non-resident Indians (NRIs)] | - | - | - | - |
| | Sub-total (B) | 2,68,41,72,360 | 100 | 2,68,41,72,360 | 100 |
| | GRAND TOTAL | 2,68,41,72,360 | 100 | 2,68,41,72,360 | 100 |

Note: Pursuant to sanction of necessary orders from National Company Law Tribunal (NCLT), Mumbai and Kolkata dated March 15, 2021 and March 19, 2021 respectively the scheme of amalgamation by way of merger by absorption between L&T Housing Finance Limited ("LTHFL") and L&T Infrastructure Finance Company Limited ("LTIFC") with the Company i.e. L&T Finance Limited ("LTF") under sections 230 to 232 of the Companies Act, 2013 ("Scheme") and subsequent approval by the Board of Directors of the Company, the Scheme has been made effective from April 12, 2021. Further the e-form INC-28 were filed by LTHFL, LTIFC and the Company as per the required timelines. The approvals for the e-form INC 28 filed by LTHFL and LTIFC was received on April 19, 2021.

ii. **Shareholding Pattern as on the latest Quarter end date**

A. **Shareholding pattern of the Company as on last quarter end:-**

| Sr. No. | Particulars | Total No of Equity Shares | No of shares in demat | Total Shareholding | Total Shareholding as % of total no. of equity shares |
|--------------|------------------|---------------------------|-----------------------|-----------------------|---|
| 1. | Promoters | 2,68,41,72,360 | 2,68,41,72,360 | 2,68,41,72,360* | 100 |
| 2. | Institutions | - | - | - | - |
| 3. | Non-Institutions | - | - | - | - |
| 4. | Corporate | - | - | - | - |
| Total | | 2,68,41,72,360 | 2,68,41,72,360 | 2,68,41,72,360 | 100 |

Note: Pursuant to sanction of necessary orders from National Company Law Tribunal (NCLT), Mumbai and Kolkata dated March 15, 2021 and March 19, 2021 respectively the scheme of amalgamation by way of merger by absorption between L&T Housing Finance Limited ("LTHFL") and L&T Infrastructure Finance Company Limited ("LTIFC") with the Company i.e. L&T Finance Limited ("LTFL") under sections 230 to 232 of the Companies Act, 2013 ("Scheme") and subsequent approval by the Board of Directors of the Company, the Scheme has been made effective from April 12, 2021. Further the e-form INC-28 were filed by LTHFL, LTIFC and the Company as per the required timelines. The approvals for the e-form INC 28 filed by LTHFL and LTIFC was received on April 19, 2021. However, the approval for the e-form INC 28 filed by the Company is yet to be received from the Registrar of Companies – Kolkata due to which, the revised authorized capital is not being reflected on the Ministry of Corporate Affairs ("MCA") portal.

B. **List of top 10 holders of equity shares of the Company as on the latest quarter end:**

| Sr. No. | Name of shareholders | Total no. of equity shares | No. of shares in demat form | Total shareholding as % of total no. of equity shares |
|---------|------------------------------|----------------------------|-----------------------------|---|
| 1. | L&T Finance Holdings Limited | 2,68,41,72,360* | 2,68,41,72,360* | 100 |

* The Company is a wholly-owned subsidiary of L&T Finance Holdings Limited. For the purpose of complying with the provisions regarding minimum number of Members, 7 shares are held by 7 members jointly with L&T Finance Holdings Limited.

ANNEXURE N

SUMMARY OF KEY TERMS

PART B-ISSUE DETAILS

| | |
|--|--|
| Security Name | Series "O"(FY 2022-23) – L&T Finance 2025 |
| Issuer | L&T Finance Limited |
| Type of Instrument | Rated, Listed, Redeemable, Secured, Principal protected, Non-Convertible, Market Linked Debentures |
| Nature of Instrument | Secured |
| Seniority | Senior |
| Mode of Issue | Private Placement |
| Eligible Investors | Please refer to section "Who Can Apply" under Issuer Procedure of this Placement Memorandum |
| Identified Investors # | All such Eligible Investors who have been identified by the Board of Directors of the Issuer pursuant to the resolution passed by the Board/Committee/letter of approval dated 6 Jan 2023 and shall not include 'retail investors' in the case of primary issuance |
| Listing (including name of Stock Exchange(s) where it will be listed and timeline for listing) | The Debentures are proposed to be listed on the WDM segment of the NSE. Company shall list the securities within 3 (three) trading days from the closure of the Issue. In case of delay in application for listing of the Debentures beyond the aforementioned timelines, the Issuer shall pay penal interest of at least 1% p.a. over the Calculated Yield (as defined in disclosure of cashflow) for the period of delay to the Investor (i.e. from the Deemed Date of Allotment to the date of listing). |
| Principal Protection | Principal is protected at redemption |
| Rating | PP-MLD AAA by ICRA |
| Issue Size (Rs. in Crores) | 20 |
| Option to retain oversubscription (Rs. in Crores) | 100 |
| Minimum Subscription | N.A. |
| Objects of the Issue | Long term augmentation of funds. |
| Details of the utilization of the proceeds | 100% towards long term augmentation of funds and general business purposes of the Issuer in compliance with regulatory guidelines. |
| Coupon Rate | NA |
| Step up/ Step Down Coupon Rate | NA |
| Coupon Payment Frequency | NA |
| Coupon Payment Dates | NA |
| Coupon Type | Coupon linked to performance of Underlying / Reference Index |
| Underlying/ Reference Index | 10-year Government security - IGB 7.26% GS 2032 having issue date Aug 22, 2022 (ISIN- IN0020220060) |
| Coupon Reset Process (including rates, spread, effective date, interest rate cap and floor etc.) | NA |
| Day Count Basis | Actual/Actual |
| Interest on Application Money | Nil. |
| Original Tenor | 805 Days |

| Residual Tenor (In case of Reissuances) | NA | | | | | | |
|--|--|----------|------------------|--|----------|---|----------|
| Initial Fixing Date | Friday, 6 January, 2023 | | | | | | |
| Initial Fixing Level | Last Traded Price (LTP) of Reference Index as on Initial Fixing Date | | | | | | |
| Final Fixing Date | Friday, 20 December, 2024 | | | | | | |
| Final Fixing Level | Last Traded Price (LTP) of Reference Index as on Final Fixing Date | | | | | | |
| Last Traded Price ("LTP") | In case no LTP is available on Final Fixing Date then, LTP on previous business day will be considered, if such business day is not 14 days before the Final Fixing Date. In the absence of LTP, clean price will be derived using yields of liquid securities of similar tenure and credit risk. | | | | | | |
| Default Interest Rate | On occurrence of any Event of Default including default in payment of Redemption Premium and/or Principal on the Maturity Date and/or creation of security, additional interest of 2% per annum over the Calculated Yield (as defined in "Disclosure of Cashflow") will be payable by the Issuer for the defaulting period only | | | | | | |
| Redemption Date | Friday, 21 March, 2025 | | | | | | |
| Redemption Amount | <table border="1"> <thead> <tr> <th>Scenario</th><th>Redemption Value</th></tr> </thead> <tbody> <tr> <td>If Final Fixing Level \geq 25% of the Initial Fixing level</td><td>1,17,775</td></tr> <tr> <td>If Final Fixing Level $<$ 25% of the Initial Fixing level</td><td>1,00,000</td></tr> </tbody> </table> | Scenario | Redemption Value | If Final Fixing Level \geq 25% of the Initial Fixing level | 1,17,775 | If Final Fixing Level $<$ 25% of the Initial Fixing level | 1,00,000 |
| Scenario | Redemption Value | | | | | | |
| If Final Fixing Level \geq 25% of the Initial Fixing level | 1,17,775 | | | | | | |
| If Final Fixing Level $<$ 25% of the Initial Fixing level | 1,00,000 | | | | | | |
| Redemption Premium/ Discount | NA | | | | | | |
| Conditions for premature redemption | NA | | | | | | |
| Issue Price | Rs. 1,00,000 | | | | | | |
| Discount at which security is issued and the effective yield as a result of such discount. | NA | | | | | | |
| Put Option Date | NA | | | | | | |
| Put Option Price | NA | | | | | | |
| Call Option Date | NA | | | | | | |
| Call Option Price | NA | | | | | | |
| Put Notification Time | NA | | | | | | |
| Call Notification Time | NA | | | | | | |
| Face Value of each Debenture | Rs. 1,00,000 (Rs. 1 Lakh Only) | | | | | | |
| Minimum Application and in multiples thereafter | Rs. 1,00,00,000 (Rupees One Crore - 100 MLDs) each and in multiple of Rs. 1,00,000 (Rupees One lakh-1 MLD) thereafter | | | | | | |
| Minimum amount of ticket size | Rs. 1 Crore | | | | | | |
| Price Method of Allotment | Uniform Pricing | | | | | | |
| Issue Opening Date | Friday, 6 January, 2023 | | | | | | |
| Issue Closing Date | Friday, 6 January, 2023 | | | | | | |

| | |
|--|---|
| Pay-in Date: | Friday, 6 January, 2023 |
| Issue Date/ Deemed Date of Allotment: | Friday, 6 January, 2023 |
| Issuance mode of instrument | Demat only (for private placement) |
| Trading mode of the instrument | Demat only (for private placement) |
| Settlement mode of the instrument | <p>Payments towards application money may be made only by way of RTGS or NEFT by the participant in the following account or in favour of the Company in such account as may be separately advised by the Company to the applicants in writing.:</p> <p>Account number: 00600310034668 Bank: HDFC Bank IFSC Code: HDFC0000060 Mode: RTGS/NEFT</p> <p>Cheque(s), demand draft(s), money orders, postal orders will not be accepted</p> |
| Depository | National Securities Depository Limited (NSDL) and Central Depository Services (India) Limited (CDSL) |
| Disclosure of Interest/redemption dates | As disclosed under redemption date above |
| Business Day Convention | <p>Means a day (other than a Saturday, Sunday or a bank holiday) on which money market is functioning in Mumbai.</p> <p>Whenever any Record Date falls on a day other than a Business Day, the Record Date shall be moved to the immediately following Business Day. If the date of redemption of the Debentures falls on a day other than a Business Day, the payments due, shall be made on the previous Business Day.</p> |
| Record Date | 15 days prior to each Redemption Date/ put option date/ call option date and/ or the redemption date. |
| Additional Covenants and arrangement specific to this Issue (including side letters, accelerated payment clause, etc.) | N.A. |
| Description regarding Security (where applicable) including type of security (movable/immovable/tangible etc.), type of charge (pledge/ hypothecation/ mortgage etc.), date of creation of security/ likely date of creation of security, minimum security cover, revaluation, replacement of security, interest to the debenture holder over and above the rate as specified in the Trust Deed and disclosed in the Offer Document/ Information Memorandum. | <p>Secured by:</p> <p>Exclusive and first ranking charge by way of hypothecation over identified fixed deposits of the Issuer and/or an exclusive and first ranking charge by way of hypothecation on identified standard receivables ("Hypothecated Assets") of the Issuer, to the extent that the principal amount of such Hypothecated Assets (or amount in case of fixed deposits) is equivalent to the 1 time of the principal amount outstanding under the MLDs ("Security Cover").</p> <p>The Issuer shall be entitled to modify or substitute the Hypothecated Assets including substituting the identified fixed deposits charged in favour of the Debenture Trustee with any other standard receivables of the Issuer subject to maintaining the Security Cover. Consequently, the Debenture Trustee shall be obligated to release such fixed deposits subject to maintaining the Security Cover.</p> |

| | |
|-------------------------------------|--|
| | <p>The Issuer shall notify the Debenture Trustee of the details and aggregate amounts of the Hypothecated Assets under a portfolio certificate/stock statement to be submitted by the Issuer at the end of each quarter identifying such Hypothecated Assets.</p> <p>Following an Event of Default, which has not been cured and upon notice from the Debenture Trustee, the Issuer shall provide the list of identified Hypothecated Assets to the extent of Security Cover and charge under this provision shall be fixed on such identified Hypothecated Assets.</p> <p>A trust deed and the security documents, as applicable, for securing the issue of debt securities shall be executed (including registration, if required) by the Issuer in favour of the Debenture Trustee within the timelines stipulated under applicable laws.</p> <p>If the Issuer fails to execute the Debenture Trust cum Hypothecation Deed within the period specified above, without prejudice to any liability arising on account of violation of the provisions of the Companies Act, 2013 and the applicable regulations, the Issuer shall also pay the Default Interest Rate of 2% p.a. till the date of execution of the Debenture Trust cum Hypothecation Deed.</p> <p>The Company shall maintain a minimum security cover of 1 time of the total principal amount outstanding at all times.</p> <p>The Issuer may further borrow or raise any amounts in any form or manner from any person without any consent requirement from the Debenture Trustee or investors. The Issuer may, without any requirement of any consent or intimation, create encumbrance, lien in any form whatsoever over any of the assets of the Issuer. However, any further encumbrance on the Hypothecated Assets will require prior consent of the Debenture Trustee.</p> <p>Debt securities shall be considered as secured only if the charged asset is registered with Sub-registrar and Registrar of Companies within 30 days or as per the statutory timeline as per the applicable law or CERSAI or Depository etc., as applicable under law, or is independently verifiable by the debenture trustee.</p> |
| Security Cover | 1.0 times the aggregate of sums outstanding (principal) on the MLDs. |
| Transaction Documents | <ul style="list-style-type: none"> a. Debenture Trustee Agreement; b. Debenture Trust cum Hypothecation Deed; c. this Placement Memorandum; and d. Any other document designated as the Transaction Document by the Debenture Trustee. |
| Condition Precedent to Disbursement | Standard conditions precedents applicable to issue of MLDs and creation of security |

| | |
|--|--|
| Condition subsequent to Disbursement | Standard conditions subsequent applicable to issue of MLDs and creation of security |
| Events of Default (including manner of voting /conditions of joining Inter Creditor Agreement) | As defined in Transaction Documents |
| Provisions related to Cross Default Clause | Not Applicable |
| Debenture Trustee | Catalyst Trusteeship Limited Mumbai Office: Windsor, 6th Floor, Office No. 604, C.S.T. Road, Kalina, Santacruz (East), Mumbai – 400 098 Tel: +91 (022) 49220502 Fax: +91 (022) 49220505 E-mail: dt@ctltrustee.com Website: www.catalysttrustee.com |
| Inconsistency/repugnance | In the event of any inconsistency between this Offer Document and the Debenture Trust cum Deed of Hypothecation, the provisions of the Offer Document shall prevail. |
| Role and Responsibilities of Debenture Trustee | The Trustee shall perform its duties and obligations and exercise its rights and discretions, in keeping with the trust reposed in the Trustee by the holder(s) of the Debentures and shall further conduct itself, and comply with the provisions of all Applicable Laws. The Trustee shall carry out its duties and perform its functions as required to discharge its obligations under the terms of SEBI Debt Regulations, the Securities and Exchange Board of India (Debenture Trustees) Regulations, 1993, as amended from time to time, the Debenture Trust Agreement, Placement Memorandum and all other related Transaction Documents. |
| Risk factors pertaining to this Issue | As particularly described under this Placement Memorandum |
| Governing Law and Jurisdiction | The MLDs shall be governed by and will be construed in accordance with the Indian laws. The Issuer, the MLDs and Issuer's obligation under the MLDs shall, at all times, be subject to the directions of the RBI and the SEBI. The courts in Chennai shall have exclusive jurisdiction with respect to matters relating to the MLDs. |
| Conditions for breach of covenants (as specified in Debenture Trust Deed) | If the Issuer commits default in the performance or observance of any covenant, condition or provision contained in the Offer Document and/or Transaction Documents and such default is not cured within 30 days of the notice from the Debenture Trustee to remedy the default, such default shall be an Event of Default more particularly defined in the Transaction Documents. |
| Creation of recovery expense fund | Prior to the listing of the Debentures, the Issuer shall create the Recovery Expense Fund with the Designated Stock Exchange equal to 0.01% of the issue size subject to maximum of ₹ 25,00,000 (Indian Rupees Twenty Five Lakhs) to be used by the Debenture Trustee in accordance with SEBI notification SEBI/HO/MIRSD/CRADT/CIR/P/ 2020/207 dated 22 October 2020. |

| | |
|---|--|
| | <p>Upon occurrence of any Event of Default, if the Debenture Trustee proposes to take steps towards enforcement of Security Interests (as per the provisions set out herein), the Debenture Trustee shall inform the same to the Designated Stock Exchange. The amount lying in the Recovery Expense Fund shall be released by the Designated Stock Exchange to the Debenture Trustee within 5 (five) Business Days of receipt of such intimation. The Debenture Trustee shall keep a proper account of all expenses incurred out of the funds received from Recovery Expense Fund towards enforcement of Security Interests.</p> <p>The balance in the Recovery Expense Fund shall be refunded to the Company on the Final Settlement Date, and the Debenture Trustee shall issue a no objection certificate ("NOC") in this regard to the Designated Stock Exchange.</p> |
| Valuation Agency Fees | Fees paid to Valuation Agent by the Issuer shall be in the range of upto 0.02% p.a. on the face value of the outstanding MLDs. |
| Valuation Agency | CARE Risk Solution |
| | The latest and historical valuation for the Debentures shall be made available on the websites of the Issuer and of the valuer appointed by the Issuer. |
| Risk Factors associated with Market Linked Debentures | <p>The securities are created based on mathematical models involving derivative exposures which may or may not be hedged and the actual behavior of the securities if selected for hedging may significantly differ from the returns predicted by the mathematical models.</p> <p>The principal amount is subject to the credit risk of the issuer whereby the investor may or may not recover all or part of the funds in case of default by the Issuer.</p> <p>Details on Risk Factors are disclosed in the Offer Document</p> |
| Placement Fee | <p>For each of this Debentures/NCDs applied for, a Placement Fee of upto 0.05% p.a. of the Issue Price may be payable to the Distributor (if any) by the Issuer over and above the Issue Price.</p> <p>Note: For the avoidance of doubt such Placement Fee is not and should not be construed as payment of commission as mentioned under Section 40 of the Act and the rules made thereunder</p> |

In accordance with the Debt Regulations, a retail investor is a holder of debt securities having face value of not more than Rs. 2,00,000. Since the present issue of MLDs is for a minimum application of Rs. 1 Crs, no invitation nor offer is being made to retail investors under this Offer Document or pursuant to the MLD Guidelines

L&T Finance Limited

Authorized Signatory

KEY RISK FACTORS

Model Risk: Valuation of financial instruments/securities such as market linked debentures is usually carried out using mathematical models. Model risk is a type of risk that occurs when a mathematical model used to value a financial instrument/security performs inadequately or fails, leading to unintended and/or adverse outcomes. The value of MLDs referred to in this Offer Document is also calculated using a mathematical model. Though the mathematical model used for the MLDs does not involve derivative exposures or hedging, it is possible that the returns from the MLDs may significantly differ from the returns predicted by the mathematical model.

Credit Risk of the issuer: In the case of principal protected market linked debentures, the principal amount is subject to the credit risk of the Issuer whereby the investor may or may not recover all or parts of the funds in case of default by the Issuer.

Disclosure of Cash Flows

(By way of illustration)

Any change in the below mentioned data due to unforeseeable circumstances in the future during the tenure of the MLDs would be intimated to Stock Exchange and the Debenture Trustees before effecting the change.

The terms 'Reference Index', 'Initial Fixing Level', 'Initial Fixing Date', 'Final Fixing Level' and 'Final Fixing Date' are as defined in the Terms of Issue.

If Final Fixing Level \geq 25% of the Initial Fixing level

| Date | Outflows | Redemption Amount |
|-----------|-----------|-------------------|
| | A | B |
| 06-Dec-22 | -1,00,000 | |
| 21-Mar-25 | | 1,17,775 |

Calculated Yield (XIRR i.e IRR based on schedule of cash flows ##) 7.70%

If Final Fixing Level $<$ 25% of the Initial Fixing level

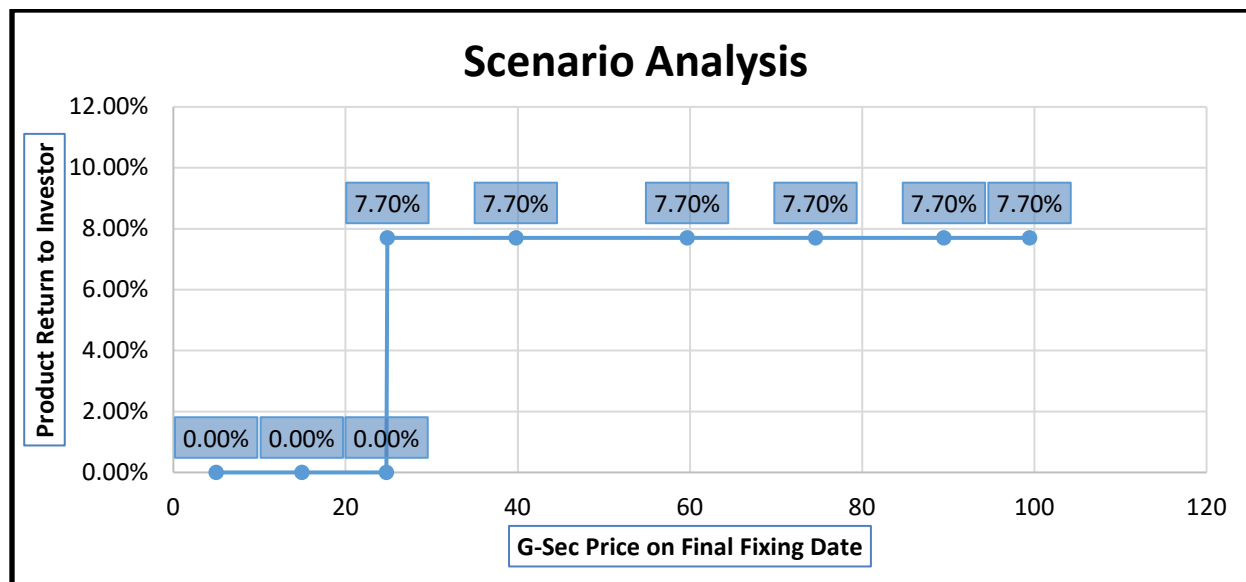
| Date | Outflows | Redemption Amount |
|-----------|-----------|-------------------|
| | A | B |
| 06-Dec-22 | -1,00,000 | |
| 21-Mar-25 | | 1,00,000 |

Calculated Yield (XIRR i.e IRR based on schedule of cash flows ##) 0.00%

Implied annualized return to investor on IRR basis. For avoidance of doubt, cash flow to investor is only on maturity date.

Scenario Analysis

Graphical Representation:



The following table shows the value of the MLD at maturity under different market conditions:

| Scenario | | Initial Fixing Level | Corresponding YTM (Yield to Maturity) of Reference Index at Initial Fixing Date | Assumed Final Fixing Level | Corresponding YTM (Yield to Maturity) range of Reference Index at Final Fixing Date | Annualized Return to Investor (IRR) | Investment Amount (Rs.) per MLD | Value of MLD (Rs.) on Maturity Date |
|--|---|----------------------|---|-------------------------------|---|-------------------------------------|---------------------------------|-------------------------------------|
| Moderately falling to rising market conditions | If Final Fixing Level > 75% of Initial Fixing Level | 99.4425 | 7.3398% | ≥ 74.582 | $\leq 11.7289\%$ | 7.70% | 1,00,000 | 1,17,775 |
| Substantially falling conditions | If Final Fixing Level < 75% of Initial Fixing Level but $\geq 25\%$ of Initial Fixing Level | 99.4425 | 7.3398% | < 74.582 but ≥ 24.8607 | $> 11.7289\%$ but upto 34.2772% | 7.70% | 1,00,000 | 1,17,775 |

| | | | | | | | | |
|----------------------------|--|---------|---------|-----------|------------|-------|----------|----------|
| Extreme falling conditions | If Final Fixing Level < 25% of Initial Fixing Level, then Payoff = Principal | 99.4425 | 7.3398% | < 24.8607 | > 34.2772% | 0.00% | 1,00,000 | 1,00,000 |
|----------------------------|--|---------|---------|-----------|------------|-------|----------|----------|

The above table is for illustration purposes only and it does not display all the payoff scenarios.

Scenario Analysis Graph and table are populated using 2nd Jan, 2023 day end closure of underlying benchmark G-Security

ANNEXURE O

LENDING POLICY

Our Lending Policies and Process

Our loan offerings cater to a broad cross-section of Indian businesses and consumers. The lending policies that we have in place are aimed at ensuring that our loan portfolio remains of a high quality. We also maintain prudent provisioning and write-off policies in respect of our NPAs in line with regulatory requirements.

Our lending products and policies are aligned to the specific needs of diverse categories of our customer base. To ensure this, each of our business segments maintains its own internal credit policies and approval processes, which are in line with our established risk evaluation criteria.

Our business comprises of retail lending including farmer finance, micro loans businesses, two-wheeler finance and housing finance to individual customers and SMEs and wholesale lending including real estate finance and infrastructure finance to large corporates.

Retail Business

Our Retail Business segment comprises of rural business finance, farmer finance, SME loans, urban finance which includes two-wheeler finance, home loans, loan against property and consumer loans. We believe that technology is a key driver for the growth of these businesses. Accordingly, we have implemented digital processes and data analytics in sourcing, centralized underwriting and collection functions.

A. Farmer finance

We finance the purchase of tractors, which are used by farmers during farming as farm equipment and for haulage purpose. Our focus remains on agrarian states like on Uttar Pradesh, Madhya Pradesh, Andhra Pradesh, Telangana, Karnataka, Haryana and Gujarat.

We typically provide two types of loans, new farmer finance and refinance or top-up loans to our existing customers. The repayment frequency of such Loans is in instalments which are structured in accordance with the farmer's cropping and harvest cycles to enable smooth cash flow into monthly, quarterly, half yearly installments. The charge on the equipment is created in our favour as security for repayment of the loan through asset hypothecation.

Under our farmer finance business, the terms and conditions of our loans are standard across all customer segments. The interest rate for such loans ranges between 12% to 18%, however actual interest rates for a customer may vary based on market conditions and the level of credit worthiness of such customer. Eligible borrowers are between the age of 18 to 65 years. Customers must meet our minimum income criteria, size of landholding, ownership of land/ and must also be know-your-customer compliant. The marketing of our farmer finance business is done only through dealers. In the event of default, our Company will firstly send soft running notices to customers under bucket 1 which will be followed by notice of an advocate under bucket 2 customers, thereafter if the loan is not repaid then our Company proceeds for repossession of the collateral and resell the vehicle in second hand market through auction or settle the loan in agreement with the customer.

Our farm business is completely digitalized, we have launched a mobile application for our front-line sales officers. We collect KYC documents from the applicant & co-applicant through the online application which are verified by our sales staff, process the loan documents are scanned into the application and are sent automatically to the central underwriting system which allows a quick turnaround of loan assessment. The system runs credit bureau checks, takes input from the field investigation reports submitted by the sales staff, and sanctions the loan application based on assessed landholding and revenue capabilities of borrowers. Further, the loan closures and the issuance of No objection certificate (NOC) to the customer is enabled both physically & digitally through social media applications & mobile application.

Loan Origination and Evaluation

Our team of front line sales staff, dealer relationship managers and referrals from existing customers facilitate our customer origination efforts. Our approach to the farmer finance market is to build relationships directly with the customers, dealers and OEMs. Our aim is to sustain our leadership position in the new tractor segment and further increase our repeat business share in the overall business. Our loans are typically secured by a hypothecation of or charge on the equipment financed. Our customer origination efforts focus on building long-term relationships with our customers by addressing their end-to-end financial requirements.

Once the customer is identified, our field executive gathers basic information regarding the customer and submits an initial report after due diligence and completes customer KYC procedures. A field executive obtains information from the customer, including proof of identification and residence, background, potential of servicing the loan, other outstanding loans, loan type sought and the proposed use of the vehicle being financed. After the field investigation, photo capturing and geo tagging is complete our operations team will then verify the proposal and send for loan sanctioning to underwriting team.

Credit Appraisal and Loan Disbursal

Our credit appraisal process consists of the customer profile analysis, equipment evaluation, risk mitigants, profitability measurement, purchase terms and conditions, due diligence and approval. We carry out credit appraisal of every application and evaluated in accordance with our Company's credit policy & assessment criteria. We have implemented certain benchmark parameters for monitoring the health of individual accounts.

Our team conducts a RCU check and they provide approvals based on risk analysis, desirable terms and adequate due diligence. We also appraise whether credit proposals comply with regulatory guidelines and norms issued by regulatory authorities such as the RBI. We have a detailed credit analysis procedure based on information furnished by the applicant or customer including personal details, financial statements, facility proposed to be extended.

Our approval process consists of several stages, namely, recommending and sanctioning, preparing pre-disbursement checklist for compliance and communicating to the customers. We ensure that KYC documents and the applicant's acceptance of all terms and conditions of the loan have been completed. Margin money and other charges are collected prior to loan disbursement.

Once the accepted offer letter is uploaded in the digital application, our disbursement process will begin which includes e-signing of agreement, upload of mandate, tax invoice & margin money receipt. The repayment mandate registration is done via eNach / AADHAR / physical mandate.

Post upload of documents, our operations team verify the details and once approved, the loan amount is disbursed to the dealer.

Loan Monitoring

Our field recovery executives are responsible for the collection of regular & overdue instalments and repossession of equipment when the customer is unable to clear the dues. Our standard procedures include telephone calls to required customers (identified via analytics based on the behavioural payment pattern of the customers a few days prior to the payment due date to remind the customers.

Our recovery team initiates the process of collection by analysing certain factors including criticality of the account, nature of the account, circumstances under which the default has occurred such as wilful default, default due to financial problems of the customer, age of the equipment and collateral from the customer.

Equipment repossession is only considered if the customers are not able to repay their outstanding dues within defined days of the due date for repayment and after issue of a final request letter.

B. Rural Business Finance

Rural business finance aims to provide micro loans to low-income women entrepreneurs and making them self-reliant. We launched our rural business finance operations in July 2008. We have since been actively involved in helping the Indian women get a sustainable livelihood through rural business finance. We are now one of the leading providers of Micro Loans in India. Our rural business finance is aimed at providing capital for small business start-ups and entrepreneurial initiatives by women, having an annual household income of at least ₹300,000. The Company provides Micro Loans to rural women who run agriculture and allied activities, manufacturing, trading or services related micro-enterprises. These loans enable women to significantly increase their contribution to Customers in Rural Business Finance are Repeat Customers 45% household income and achieve better dignity of life. The Company further supports the customers with repeat loans based on need and repayment capacity, thereby driving enhanced livelihood.

These loans are intended primarily to finance income generating activities such as poultry, farming, handicrafts, dairy production and processing, goat rearing and the operations of grocery shops, hawkers and vegetable vendors. We use analytics for our sourcing and appraisal of our loans. We lend directly to the customers rather than through an intermediary such as a self-help group or an NGO. We also extend credit to individuals to enable them to grow their existing business or identify new income-generating opportunities. Our rural business finance works primarily on the model of joint liability groups ("JLG") We work on a model that helps us to process our applications digitally from login to disbursal. The disbursement is automatic with no manual intervention.

We provide multiple schemes of JLG products:

(i) Fresh loans: This product is for new customers who have not availed Micro loan from our Company previously. These loans are in the range of ₹ 30,000 to ₹ 40,000 having repayment tenure of typically two years. The principal and interest payments are due on a monthly basis;

(ii) Pragati Loans: This is the product offered exclusively to our existing customers under the JLG model to retain quality customers, who have shown disciplined credit behaviour in previous loan cycles. This product is given to customers who require loan for a longer tenor and are exclusive to our Company at present. It is a top-up loan given to customers to meet their additional working capital needs for income generating activities or for business expansion. The ticket size for such loans are in the range of ₹70,000 to ₹1,10,000 with a tenor of upto 36 months; and

(iii) MTRP/Matured Repeat loans: These are repeat loans which are offered to our existing customers from second loan cycle onwards, to meet their additional credit needs. It is usually given for purchase of inventory or any assets related to their business. The ticket size for such loans are in the range of ₹50,000 to ₹75,000 and the tenure ranging from 24 months to 33 months.

Loan Origination and Evaluation

Our large number of on field staff conducts an on-ground survey and identify villages / customers to commence business. Based on the recommendation/ area survey report/ assessment of the field staff, the credit risk team conducts the due diligence process basis PAR, exposure, portfolio quality norms to minimise the risk of operating in high risk areas. Potential micro loan borrowers are then individually accessed and appraised and if approved, are grouped together to form a joint liability group.

The rural business finance needs touch and connect with the customers at ground level and we achieve the same with help of our field staff who have access to a mobile application which helps them to access and appraise the customers.

Credit Appraisal and Loan Disbursal

Our rural business finance are sourced digitally which is backed by data analytics and credit analysis teams. We work in an assisted digital journey, our focus segment is women with low income group who lack the access to technology thus our members assist them in obtaining paperless micro loans. After the documents are accepted, the loan amount is disbursed to the customer's bank account and there is no cash disbursal. The entire process of micro loan is done through digital lending, right from application to disbursement.

Loan applications are submitted in the Loan origination system (LOS) after ensuring that every group member is willing to take joint responsibility for the loan. A customer relationship/loan officer is responsible for customer acquisition and maintenance while a branch manager and credit manager scrutinize and validate KYC documents.

We also conduct pre-disbursement training to ensure that the borrower is aware of their obligations as a borrower. Loans are disbursed at one of our meeting centres after formation of joint liability groups and completion of all requisite documentation. Our customers are given a loan passbook which captures all transactions related to the loan. Our loans have a monthly repayment frequency.

Loan Monitoring and Repayment

On the day that the repayment is due for a particular joint liability group, our staff in charge of the joint liability group visits the village, calls for a joint liability group meeting, records attendance of the borrowers, collects the repayment amount and updates the loan passbook accordingly. We also use several analytical tools to predict the performance of the loan portfolio helping us to receive early warning signals which enables us to take corrective actions.

C. Urban Finance

i. Two-wheeler finance

Our Company started our two-wheeler financing business in 2012. We provide loans for the purchase of two-wheelers such as scooters and motorcycles to individuals such as salaried professionals and self-employed non-professionals wherein we provide financing for up to average 70% of the on-road price with tenures ranging from three months to four years. Eligible borrowers are required to be between 18 to 65 years old and we consider the residence and employment or business stability of borrowers as well as income generating capacity in order to accept applications and providing the two-wheeler loan. Loans to customers are secured by asset hypothecation except in a differentiated product termed as “Sabse Khas Loan” where the customer is financed in the basis of their extremely good credit repayment history.

Loan origination and evaluation

In two-wheeler finance business, we seek to differentiate ourselves through effective use of algorithm-based mobility solutions relying on electronic customer checks, electronic data capture and other automated processes. This has resulted in reducing the turnaround time in sanctioning of loan and communicating our decision to the customer in a single visit.

We collect KYC documents from the applicant through the online application, the KYC documents are verified by using the OTP based e-KYC authentication facility. Through digitization, the physical identity and address verification process is eliminated. We operate by using handheld scanners to scan loan documents into a tablet using a mobile application. The scanned documents are then uploaded into the central underwriting system using tablets that allows a quick turnaround of loan assessment. No objection certificates are also given to customers through business accounts on an identified social media mobile application. We ensure closer of business through Planet M or WhatsApp.

Credit appraisal

We follow stringent credit policies to ensure the asset quality of our loans and the security provided for those loans. Any deviation from such credit policies in connection with a loan application requires prior approval.

All applications are passed to the Business Rule Engine (BRE). BRE will sanction or reject the proposal according to the pre-defined credit parameters in the BRE. Terms which are not in line with the credit parameters will be rejected by the BRE. Our underwriting process is completely automated with no manual deviations.

Loan monitoring

Our loan collection and monitoring is fully digitized and we use digital communication channels for monitoring our loans. Our in-house collection team comprises of tele callers and collections managers. We send customers reminders before the due date using omnichannel communication like text messages and automated calls. We rely on extensive digital and analytical algorithms to identify certain risk segment of customers who need more focus than others and we send multiple channel reminders.

In the event of defaults by customer, recovery actions are initiated immediately. The degree of engagement increases with increase in number of days past due. In case of delay in payment of EMI.

Default cases are assigned to tele-calling team or field collections, using predefined logics present in system. Our platform empowers us to identify the focus areas and initiate campaigns based on the previous feedback entered by the collection agents. We have also provided a mobile application which is an end-to-end platform for our collection managers.

ii.Consumer Loans

We offer viable financial solutions to assist our customers with immediate financial needs, thus helping them achieve goals as per their requirements. Our consumer loans disbursal process is completely digital with quick approval process and competitive interest rates.

We provide consumer loans to both salaried and self-employed professionals. These loans granted are in the range of ₹ 50,000 to ₹ 7 lakh having repayment tenure of typically in the range of 12 months to 48 months. The principal and interest payments are due on a monthly basis

Customer Appraisal and Approval Process

We source our consumer loans business, largely through (a) direct to customers (website and application) (b) e-aggregator market partners; (c) financial technology platforms supporting Business to Consumer ("B2C") (being consumer loans). We are also leveraging the Company's existing customer base of other products for cross selling personal loans. Our credit appraisal is based on a logic based scorecard system that analyses various types of historical and real time information, transaction graph (buying / spending history with the help of bank statements given by customers), credit worthiness (payment performance) and personal demographic information, among other parameters. The credit worthiness of all our customers is assessed based on our Company's credit policies which include the aforesaid parameters.

Majority of our customers are either salaried or are self-employed.

The customer onboarding process for this business is completely digital. We provide paperless on-boarding journey to our customers. For all our customers catering to consumer loans, the entire process from documentation submission to documentation verification are done through digital sources. Our digital document processing office uses automated processes to minimize turnaround time, with the help of Automated Processing Interface ("APIs"), which ensure minimal to zero manual interventions. The underwriting process is also fully digitised to provide a seamless experience to our customers.

Loan Monitoring

Loans are processed after a thorough due-diligence of customer profiles. Portfolio metrics are tracked and measured through well-defined early delinquency parameters and through monthly portfolio reviews, quick actions are taken for improvement of portfolio health. Our instant digital scorecard enables us to make these changes in a proactive way.

Collections and recovery

We have developed a comprehensive collection mechanism leveraging both technology and on-field strength. Our collection mechanism strategy is centered on four important pillars comprising centralized tele-calling centres, on- field collection agents, NPA collection teams and legal recovery teams.

In order to have complete focus on collections, our Company has a separate collections team along with partnerships with collection agencies who are expertized in higher bucket collections, which caters across all the geographies, where our business operates. We also use several analytical tools to predict the performance of the loan portfolio helping us to receive early warning signals which enables us to take corrective actions.

iii.Home Loans and Loan Against Property

Our Company focuses on the housing needs of salaried customers up to 62 years of age and self-employed non-professional customers up to 65 years of age. The Home Loan sanction process is partially paperless which we believe has been instrumental in quicker turnaround of proposals. Customers are on-boarded through our home loan digital application that provides instant approval decisions for salaried customers. Our target customers are primarily the first time home buyers in the middle and high income groups. This is a secured loan that can be availed against constructed residential or commercial properties.

Interest Rates, Fees and Collateral for Home loans

The rate of interest charged to the customer is linked to the “Prime Lending Rate (PLR)” which is determined based on cost of funds, operational expenses of the company and minimum “margin”.

The underlying collateral for a loan is the house towards which the loan is provided, either for construction, purchase or improvement. The security for housing loans is created either through an equitable mortgage by way of deposit of title deeds or a registered mortgage of immovable property.

Our Company offers loan against property across states in India, catering primarily to the self-employed customer segment against equitable or registered mortgage of residential or commercial properties.

Loan origination and evaluation

We generate loans through both in-house team of Business Executives, and through external direct sales agents (“DSAs”) managed by Business Managers. Loans sourced through BEs can be through our website, walk-ins, cross sell etc. or may be sourced directly. We have dedicated policy defining norms which have to be complied before taking a DSA on our panel. BEs and BMs utilise Home Loan digital application for on-boarding a new home loan borrower.

Our target customers are individuals with middle to high range income levels. Self-employed individuals include both professionals and small business owners and salaried individuals hail from a broad spectrum of companies/firms across industries. We cater to the broad segment with a range of loans with suitable ticket-sizes.

Credit appraisal and disbursement process

Loan approval for housing loans is undertaken with the help of our in-house technology that integrates various business rule engines. Our lending policy is automated in our on-boarding application. The details of qualifying customers flow to our in-house loan processing system and is processed by our team of underwriters. Credit evaluation includes online validation of KYC, credit history check, income/ financial analysis, banking analysis, contact point verification and profile verification, where required. The eligibility of salaried customers is auto calculated in the system. These digital verifications and automation not only enable the underwriters to process a loan application faster but also helps them to review more number of loans in a day leading to faster TAT for our customers.

The loan is subject to strict post disbursal monitoring by the central portfolio monitoring team which includes ensuring security perfection, regular data analysis and audit, etc. In addition to the aforesaid, legal and technical verification of the property is conducted in all the loans by in-house as well as by external vendors depending on the transaction type and verification required. We have empanelled professionally qualified legal vendors and valuation agencies to carry security evaluation for us. These vendors are supervised by our professionally qualified independent Legal and Technical team.

Our in-house technical team undertakes field visits to identify the location of the proposed collateral. The enhanced legal verification process is followed by bifurcating the process into legal search and legal report. The central in-house legal team which comprises of legal professionals having diversified experience validate and confirm the legal opinion of the proposed collateral for ascertaining the title flow and its authenticity on a case to case basis. Further, the legal team use technology by accessing various central and state specific government sites and repositories to digitally trace the property and ownership records for title search resulting in faster and accurate legal opinions

An external legal search is conducted through external lawyers when it requires physical verification at the office of the concerned authority. The loans are disbursed at the branches with a maker-checker concept post validating disbursement documentation, eNACH and original security documents. We endeavour to mitigate risk through defined loan documentation, and execution of equitable mortgage prior to the disbursement of the loan. In addition, key terms and conditions are usually communicated to the prospective customer.

Loan monitoring

Our loan collection and monitoring is fully digitized and we use digital communication channels for monitoring our loans. Additionally, we also have external Call Center team to handle Pre-delinquency Management and Current bounce cases. Our Collection team is also supported by inhouse legal litigation team.

We send reminders to customers before the due date using omnichannel communication like text messages and automated calls. We have analytics team in place to classify entire customer base in different risk segments basis different parameters. In Pre delinquency Management for High & Medium Risk customers we use tele callers for reminding customers about EMI due date and to keep their account sufficiently funded. For other customers we send multiple channel reminders.

Current bounce customers (Bucket X) are managed through Call centre team. This team post few attempts of tele calling usually retains around 80% of the customer base and try to resolve cases through calling by asking customer to pay through various available online payment modes. Around 20% of customers who require field touch are referred to Field collection team who visit these customers and collect EMI dues.

Customers in DPD 1 to 60 is managed by Field Collection team of Inhouse employees. This team visits customers and try to collect EMI dues. Their first objective is to normalise the case by collecting entire due amount and the next best objective is to collect at least one pending EMI and avoid flow of the case to next bucket.

Customers in DPD 60+ are managed by separate field collection team where the intensity of follow up and engagement with customer increases. Here we start our legal action by sending Loan Recall notice and initiating actions under SARFAESI act. We also file legal case under Sec 25 for bouncing EMI. This team is backed by Inhouse Legal litigation team for filing of cases and getting orders for possession of the property.

Under SARFAESI act post obtaining possession of the property our team starts working on auction of the property. We have created infrastructure for auction of the possessed properties which we use for their disposal. Apart from this we also use our CRM platform to generate data and monitor the actions taken on these cases. Default cases are assigned to tele-calling team or field collections], using predefined logics present in system.

Our platform empowers us to identify the focus areas and initiate campaigns based on the previous feedback entered by the collection agents. We have also provided a mobile application which is an end-to-end platform for our collection managers.

Customer Service

Our Company focuses on catering to the ever evolving needs of the diverse market. Our customers raise their request, highlight concerns or avail our offerings through a network of channels and platforms like branch, customer self-help option, mobile application, chatbot on website, customer service call centre, social media platforms etc. Once a query reaches us from any medium, a robust automated workflow in our customer service platform at the backend assigns these queries to the respective teams for resolution. Within TAT percentage of resolution of customer concerns assigned to the backend team is 98%.

D. Loans to SME

In Fiscal 2022, our Company commenced lending to the SME (Small and Medium Enterprises) sector with a specific focus is on low-risk customers / sectors / ticket size that have demonstrated resilience in the face of COVID-19 induced pandemic. For the SME lending business, our company is working to provide a differentiated experience to customers, based on an end-to-end seamless digital journey.

In this business, our Company provides financing through unsecured business loans of ₹ 5 lakh to ₹ 50 lakhs ticket size and lends to self-employed professionals and small businesses across manufacturing, trading and services, which have an established track record. Our interest rate for our SME finance business is generally in the range of 12% to 18% based on the profile and credit worthiness of the borrower. Our Company has also taken steps and made necessary applications to avail of credit enhancement schemes applicable to SMEs.

Loan origination and evaluation

Our company utilises multiple channels for sourcing business, including providing analytics based pre-qualified offers to potential customers. An integrated platform for loan-origination and sourcing is used to collect data to determine borrower's ability to repay. Our Company appraises the borrower's ability to pay and intention to pay under different programmes which use digital footprints including bureau (like CIBIL) scores, bank account data (like average bank balances), GST and Income Tax returns, apart from financial statements where applicable. The tenure and eligibility of the SME customers is defined based on borrower's repayment capacity. The pricing is linked to the risk profile of the customer.

Credit appraisal and disbursement process

The underwriting process is enabled by digital systems. The credit criteria include repayment behaviour, business vintage, banking conduct, profitability, qualitative assessment during meetings with prospective customers etc. Based on set parameters, meetings with customers may be conducted either through video conferencing or through personal visits, while ensuring that customer locations are geo-tagged in all scenarios. Once a proposal is sanctioned, our Company works towards ensuring that the agreement and prospective disbursements are done digitally to ensure a paperless journey for the customers.

Loan monitoring

Our customers are provided an option to pay using methods such as automated clearing house and other electronic modes of payment - at a fixed date each month. We track loan repayment schedules on a monthly basis and monitor instalments due and loan default. Our Company engages with the customers through call-centers, SMS or face to face meetings, in accordance with the payment behaviour of a customer. Our Company also carries out portfolio-level monitoring on a regular basis to help us take appropriate decisions for steering the portfolio in the desired direction.

In addition our Company has also acquired some portfolios as part of our retail growth strategy.

Wholesale funding business

Our wholesale funding business includes real estate finance and infrastructure finance to large corporates.

A.Infrastructure finance

Our Infrastructure business focusses on financing viable renewable energy generation, road transportation and power transmission projects. We provide customized debt financing solutions with an emphasis on structuring of loans based on projected cash flows of the project/ borrower, in compliance with our internal guidelines/ standards. We provide long tenure project finance and structured debt and generally seek to act as the lead consortium arranger while bringing on additional lenders as part of the syndicated loan. For our secured loans, the security includes a combination of mortgages over immoveable properties, hypothecation of moveable assets, charges on project contracts, charges of bank accounts, pledges of securities such as equity and

debentures and corporate and personal guarantees and for working capital loans we generally seek a first charge on inter alia the current assets of the borrower.

The interest rates vary across businesses depending on the type of loan, tenure, extent of structuring, credit rating etc. Variable interest rates are generally linked to the L&T Finance – Infrastructure Finance PLR.

B.Real estate finance

Our Company has underwritten financing solutions to address the funding requirements of real estate developers across six select urban locations, i.e., Mumbai, Pune, NCR, Bangalore, Chennai, and Hyderabad, concentrating on prominent real estate developers having robust delivery and performance records on the basis of their financial strength, business strength, past experience, and market reputation. Currently, focus is on completion of existing projects and collections through rigorous monitoring.

The key sectors in which we had adjusted loans and advances are renewable energy, transportation and power transmission.

Defocused Finance

Other than our retail and wholesale funding business, our Company also has certain portfolios which our Company categorises as 'Defocused Finance'. Defocused Business comprises of structured corporate loans, debt capital market, commercial vehicle finance, construction equipment finance, supply chain finance and leases.

Risk Management

Risk management forms an integral part of our business. As a lending institution, we are exposed to various risks that are related to our lending business and operating environment. Our objective in our risk management processes is to measure and monitor the various risks that we are subject to and to follow policies and procedures to address these risks. We do so through our risk management framework, which includes a team, headed by the chief risk officer who is responsible *inter alia* for identification, assessment and monitoring of all the principal risks of our Company. The major types of risk we face in our businesses are credit risk, concentration risk, interest rate risk, operational risk, liquidity risk, asset risk and foreign exchange risk.

We have a robust and comprehensive credit assessment and risk management framework to identify, monitor and manage risks inherent in our operations. In order to control our operational risks, we have adopted clearly defined loan approval processes and procedures as well as uniform pricing and rating models, across our business segments. We have implemented a centralized risk management framework, covering capital adequacy, liquidity and earnings volatility and maintain a comprehensive system of internal controls. These include establishing welldefined key risk parameters which are customized for each of our businesses, instituting systems and procedures to monitor transactions at various stages and undertaking adequate provisioning and contingency planning.

For our rural business, credit management is crucial since a significant number of our customers are from the underserved financial categories and are primarily first-time purchasers of financial products. We have a risk management policy and several processes in place to assist our personnel to take significant measures to mitigate risks. Our credit teams conduct an independent verification of customers and joint-liability groups and evaluate their business and financing needs, and analyze their ability to repay loans. We emphasize continuous project and payment monitoring, which tie into our key risk parameters and early warning signals.

Credit Risk

Credit risk is the risk of loss that may occur from the default by our customers under our loan agreements. Customer defaults and inadequate collateral may lead to higher NPAs. Our credit approval policy includes a proposal evaluation and investigation procedure for credit appraisal. We manage our credit risk by evaluating the creditworthiness of our customers, carrying out cash flow analysis, setting credit exposure limits,

obtaining collateral and setting prudent LTV ratios. Actual credit exposures, credit limits and asset quality are regularly monitored at various levels.

Concentration Risk

We have laid down portfolio concentration limits which are reviewed on a quarterly basis to ensure that the overall portfolio is within the approved limits to minimize concentration risk to any particular business segment, industry, group, geography or borrower. Further, we have identified risk hotspots which are closely monitored to identify any earlier signs of weakness. Based on the severity of the identified risk hotspots, appropriate business strategies are developed to mitigate these risks through, for instance, sell-downs, securitizing or reducing the loan component.

At portfolio level, the credit risks are managed through risk dashboards where critical information is captured on a quarterly basis. The organization also monitors risk through appropriate early warning signals to identify, isolate and manage risk proactively.

Interest Rate Risk

We are subject to interest rate risk, principally because we lend to customers at floating interest rates and for periods that may differ from our funding sources, which bear a mix of fixed and floating rates. Floating interest rates on borrowings are primarily limited to our bank borrowings. Interest rates are highly sensitive to many factors beyond our control, including the monetary and fiscal policies, deregulation of the financial sector in India, domestic and international economic and political conditions, inflation and other factors. We assess and manage the interest rate risk on our balance sheet by managing our assets and liabilities.

We maintain an asset liability management policy, which has been approved and adopted by our Asset Liability Committee. Assets and liabilities are categorized into various time buckets based on their maturities, interest rate sensitivity and re-pricing options and we try to ensure minimum mismatch in each of the time buckets in line with guidelines prescribed by the RBI.

Operational Risk

Operational risks are risks arising from inadequate or failed internal processes, people and systems or from external events. As one of the features of our lending operations, we offer a speedy loan approval process and therefore have adopted automated and data-analytics based loan approval systems. In order to control our operational risks, we have adopted clearly defined loan approval processes and procedures. We also attempt to mitigate operational risk by maintaining a comprehensive system of internal controls, establishing systems and procedures to monitor transactions, having a dedicated team for monitoring potential frauds, maintaining key back-up procedures and undertaking contingency planning.

Further, our IT security policies and procedures address issues relating to cyber security to mitigate the information security risk.

Liquidity Risk

Liquidity risk arises due to the unavailability of adequate amount of funds at an appropriate price and tenure. We minimize this risk through a combination of strategies by maintaining a liquidity buffer along with undrawn facilities from the commercial banks. We maintain liquidity buffer in the form of pre-approved high-quality liquid assets comprising of cash and cash equivalents, government securities, Liquid Mutual funds etc. Within these, we have separate threshold limits for various categories to avoid potential concentration risks. Further, the liquidity profile at a consolidated level is subjected to different types of liquidity stress scenarios and the outcome of each of the scenarios is presented in our risk evaluation metrics. We also monitor liquidity risk through our Asset Liability Committee.

Asset Impairment Risk

Asset impairment risks may arise due to the decrease in the value of the security over time. The selling price of a re-possessed asset may be less than the total amount of loan and interest outstanding in such borrowing and we may be unable to realize the full amount lent to our customers due to such a decrease in the value of the collateral/security. We may also face certain execution difficulties during the process of seizing collateral. We engage experienced repossession agents to repossess assets of defaulting customers. We ensure that these repossession agents follow legal procedures and take appropriate care in dealing with customers for seizing assets.

Foreign Exchange Risk

While our revenues are denominated in Indian rupees, we have incurred and expect to incur indebtedness denominated in currencies other than rupees for our funding and capital requirements. We hedge our foreign currency liability to INR liability using currency and interest rate derivative instruments such as forwards, interest rate swaps, principal only swap, full currency swap, coupon only swap options or as a combination of the stated instruments.

Risk Management Framework

In order to address the risks that are inherent to our business, we have developed a risk management architecture that includes monitoring by our Board through the Audit Committee, the Asset Liability Committee and the Risk Management Committee.

Audit Committee.

Our Audit Committee acts as a link between the statutory and internal auditors and our Board. Our Audit Committee oversees our financial reporting process, reviews our financial statements and relevant disclosures, auditors' independence and performance, effectiveness of our audit process and adequacy of internal control systems and recommends the appointment and remuneration of the auditors to the Board. Our Audit Committee is entitled to obtain external professional advice where required.

Asset Liability Committee.

Our Asset Liability Committee reviews the structural mismatches in our liquidity statement, as per the guidelines of the RBI and other regulatory or statutory bodies. Depending upon inherent nature of required assets and prevailing interest rate view, the committee provides guidance on borrowing instruments and overall debt composition. Our Asset Liability Committee also reviews risk management policies related to liquidity, interest rates and investment policies periodically. Other functions include monitoring market risk management systems, compliance with the asset liability management policy and prudent gaps and tolerance limits and reporting systems set out by the Board and ensuring adherence to the regulatory guidelines; monitoring our business strategy in line with our budget and risk management practices; reviewing the effects of changes in market conditions and recommending the action needed to adhere to the organization's internal limits related to liquidity and interest rate risk management.

Risk Management Committee.

Our Risk Management Committee manages the integrated risk which includes credit risk, liquidity risk, interest rate risk and operational risk. Our Board is informed about the risk assessment and risk reduction procedures undertaken. Our Board periodically reviews the risk management policies and practices followed by our Company.

Risk Management - Information Technology and Data Analysis

Information technology and data analysis play an important role in performing our businesses operations, as detailed below:

On-boarding and servicing: We have implemented mobile-based solutions for our customer-facing employees for our rural business to capture information accurately. Our mobile-based platform enables us to capture information electronically, reduce human error and enable increased productivity of our employees. For

example, through our IT systems, loan applications are logged, scanned and validated electronically for our two wheelers and farm equipment financing businesses. We have also implemented receipting for payments and collections through an SMS based receipting system for our rural business in order to reduce paper-work and ensure speedy confirmations to our customers and also provide additional data on timing of payments made and received by us. We also have a loan management system to provide an integrated platform for loan origination and sourcing. Our loan management system is integrated with our in-house customized enterprise reporting tool, which enables us to service our customers seamlessly across locations.

Credit Assessment: We use multiple variables, across our financing businesses, such as industry performance, analysis of our loan portfolio, market share of a particular asset, our channel partner's turnover, among others, to develop and update our evaluation and assessment metrics. These evaluation and assessment metrics are utilized for credit assessments of customers. Evaluation and assessment metrics help us to deliver standardized credit assessments and faster turnaround time to customers. These evaluation and assessment metrics are updated at regular intervals in order to accurately assess risk parameters and status of loans disbursed and are utilized for our 'business rule engine' which is integrated with our loan management system.

Data Analytics: We have instituted an enterprise data warehouse which serves our entire operations. Our management reporting data and information is generated from our data warehouse without manual intervention and on a real time basis. Each of the business teams like sales, operation, product, collections get relevant reports with pre-defined KPIs on a need basis or on regular basis depending on the business requirements. Basis these reports from our data warehouse team, our management is able to take timely decisions that affect the strategy and operations of our Company and businesses. We have also implemented a business information system which is integrated with our data warehouse to enable analysis of data across parameters and key metrics. This assists our management in applying data analysis to business processes such as customer segmentation, determining geographic expansion strategy, allocating targets to teams, designing incentive programs, selecting channel partners, among others.

Our data analytics team carries out various analysis across the lifecycle of the customer (acquisition, customer management, collections and repossession/recovery) for our businesses. Application scorecard built by our analytics team helps us to assess the credit worthiness of the customer and enables us to onboard customers with only acceptable level of risk on our books while the behaviour scorecard built by the analytics team helps us manage our delinquency threshold as well as credit operations cost for the business. Given the rising cost of acquiring customers, we have also built and implemented attrition/churn scorecard to manage the overall churn in our customer bases. Our risk management framework is further supported by extensive use of data analysis which is not only limited to statistical and econometric analysis but also includes advance analytics like machine learning (both supervised and unsupervised) as well. Based on our key risk parameters, we have deployed algorithms to trigger early warning signals, for each of our business segments. These early warning signals rely on in-depth data analysis and utilize extensive data collected over the course of our operations across the lifecycle of the customer.

IT Security: We have also instituted security protocols such as firewalls, intrusion prevention system to detect and stop threats and have separations for internet facing applications and critical internal applications. We periodically assess our IT infrastructure and applications to find potential security threats and remedy threats discovered as well as monitor critical applications and systems for any suspicious activity. We have internal policies for acceptable use of corporate systems, confidential data, email, mobile devices and passwords. We also have deployed tools such as 'data loss prevention' and 'identity and access management' to handle different threats and unauthorised access to our systems and networks. We have a disaster recovery system for our applications critical to the functioning of our business, located at Chennai.

FOR PRIVATE CIRCULATION ONLY
SeriesNo. O(2022-2023)
Addressed to: _____]

ANNEXURE P
DUE DILIGENCE CERTIFICATE

CTL/22-23/6795

(Annexure A)

**DUE DILIGENCE CERTIFICATE TO BE GIVEN BY THE DEBENTURE TRUSTEE AT THE TIME OF FILING THE DRAFT OFFER DOCUMENT OR PRIVATE PLACEMENT MEMORANDUM/ INFORMATION MEMORANDUM
(Applicable for Secured and Unsecured Issuances)**

To,
National Stock Exchange of India Limited.
Exchange Plaza, 5 Floor, Plot C/1, G Block,
Bandra - Kurla Complex, Bandra (E),
Mumbai 400 051

Dear Sir / Madam,

SUB.: ISSUE OF 2000 (TWO THOUSAND) RATED, LISTED, SECURED, REDEEMABLE PRINCIPLE PROTECTED NON CONVERTIBLE MARKET LINKED DEBENTURES DENOMINATED IN INDIAN RUPEES OF A FACE VALUE OF ₹1,00,000 (RUPEES ONE LAKH ONLY) EACH, OF THE AGGREGATE NOMINAL VALUE OF UPTO ₹20,00,00,000 (RUPEES TWENTY CRORES ONLY) WITH AN OPTION TO RETAIN OVER-SUBSCRIPTION UPTO ₹100,00,00,000 (RUPEES ONE HUNDRED CRORE ONLY) ON A PRIVATE PLACEMENT BASIS COLLECTIVELY AGGREGATING UPTO ₹ 120,00,00,000 (RUPEES ONE HUNDRED AND TWENTY CRORES ONLY) ON A PRIVATE PLACEMENT BASISAS 'SERIES O' OF FY 2022-2023.

We, the debenture trustee(s) to the above-mentioned forthcoming issue state as follows:

- 1) We have examined documents pertaining to the said issue and other such relevant documents, reports and certifications.
- 2) On the basis of such examination and of the discussions with the Issuer, its directors and other officers, other agencies and on independent verification of the various relevant documents, reports and certifications:

We confirm that:

- a) The Issuer has made adequate provisions for and/or has taken steps to provide for adequate security for the debt securities to be issued.
- b) The Issuer has obtained the permissions / consents necessary for creating security on the said property(ies).
- c) The Issuer has made all the relevant disclosures about the security and its continued obligations towards the holders of debt securities.
- d) Issuer has adequately disclosed all consents/ permissions required for creation of further charge on assets in offer document or private placement memorandum/ information memorandum and all disclosures made in the offer document or private placement memorandum/ information



memorandum with respect to creation of security are in confirmation with the clauses of debenture trustee agreement.

- e) Issuer has given an undertaking that charge shall be created in favour of debenture trustee as per terms of issue before filing of listing application.
- f) Issuer has disclosed all covenants proposed to be included in debenture trust deed (including any side letter, accelerated payment clause etc.), offer document or private placement memorandum/ information memorandum and given an undertaking that debenture trust deed would be executed before filing of listing application.
- g) All disclosures made in the draft offer document or private placement memorandum/ information memorandum with respect to the debt securities are true, fair and adequate to enable the investors to make a well-informed decision as to the investment in the proposed issue.

We have satisfied ourselves about the ability of the Issuer to service the debt securities.

Place: Mumbai

Date: January 04, 2023



For Catalyst Trusteeship Limited

For CATALYST TRUSTEESHIP LIMITED

K. Pandey
Authorized Signatory

**Authorized Signatory
Ms. Kalyani Pandey
Compliance Head**



FOR PRIVATE CIRCULATION ONLY
SeriesNo. O(2022-2023)
Addressed to: _____]

ANNEXURE Q
IN PRINCIPLE APPROVAL



National Stock Exchange Of India Limited

Ref. No.: NSE/LIST/5806

January 05, 2023

The Company Secretary
L&T Finance Limited
L&T House, Ballard Estate,
15th Floor, PS Srijan Tech Park,
Plot No 52, Block DN, Sector-V,
Salt Lake City, Kolkata – 700 091.

Kind Attn.: Ms. Apurva Rathod

Dear Madam,

Sub.: In-principle approval for listing of Non-Convertible Debentures on private placement basis

This is with reference to your application dated January 04, 2023 requesting for in-principle approval for the proposed listing of secured, redeemable, non-cumulative, rated, listed, principal protected, market linked, taxable, non-convertible debentures of face value of Rs. 100000/- each (under Series O), for base issue size of Rs. 2000 lakhs with a green shoe option of Rs. 10000 lakhs, aggregating to total issue size of Rs 12000 lakhs, to be issued by L&T Finance Limited on private placement basis. In this regard, the Exchange is pleased to grant in-principle approval for the said issue, subject to adequate disclosures to be made in the Offer Document in terms of Securities and Exchange Board of India (Issue and Listing of Non-Convertible Securities) Regulations, 2021 as amended from time to time, applicable SEBI Circulars and other applicable laws in this regard and provided the Company y includes the following Disclaimer Clause as given below in the Offer Document after the SEBI disclaimer clause:

“As required, a copy of this Offer Document has been submitted to National Stock Exchange of India Limited (hereinafter referred to as NSE). It is to be distinctly understood that the aforesaid submission or in-principle approval given by NSE vide its letter Ref.: NSE/LIST/5806 dated January 05, 2023 or hosting the same on the website of NSE in terms of Securities and Exchange Board of India (Issue and Listing of Non-Convertible Securities) Regulations, 2021 as amended from time to time, should not in any way be deemed or construed that the offer document has been cleared or approved by NSE; nor does it in any manner warrant, certify or endorse the correctness or completeness of any of the contents of this offer document; nor does it warrant that this Issuer’s securities will be listed or will continue to be listed on the Exchange; nor does it take any responsibility for the financial or other soundness of this Issuer, its promoters, its management or any scheme or project of this Issuer.

Every person who desires to apply for or otherwise acquire any securities of this Issuer may do so pursuant to independent inquiry, investigation and analysis and shall not have any claim against the Exchange whatsoever by reason of any loss which may be suffered by such person consequent to or in connection with such subscription /acquisition whether by reason of anything stated or omitted to be stated herein or any other reason whatsoever”

Ref. No.: NSE/LIST/5806

January 05, 2023

Please note that the approval given by Exchange should not in any way be deemed or construed that the draft Offer Document has been cleared or approved by NSE; nor does it in any manner warrant, certify or endorse the correctness or completeness of any of the contents of this draft offer document; nor does it warrant that the securities will be listed or will continue to be listed on the Exchange; nor does it take any responsibility for the financial or other soundness of the Company, its promoters, its management or any scheme or project.

Kindly also note that these debt instruments may be listed on the Exchange after the allotment process has been completed, provided the securities of the issuer are eligible for listing on the Exchange as per our listing criteria and the issuer fulfills the listing requirements of the Exchange. The issuer is responsible to ensure compliance with all the applicable guidelines issued by appropriate authorities from time to time including Securities and Exchange Board of India (Issue and Listing of Non-Convertible Securities) Regulations, 2021 as amended from time to time, applicable SEBI Circulars and other applicable laws in this regard.

Kindly also ensure compliance with SEBI Circular No. SEBI/HO/DDHS/DDHS_Div1/P/CIR/2022/167 dated November 30, 2022 with respect to the timelines for listing of securities issued on a private placement basis.

Specific attention is drawn towards Para 1 of Chapter XV of SEBI Operational Circular No. SEBI/HO/DDHS/P/CIR/2021/613 dated August 10, 2021. Accordingly, Issuers of privately placed debt securities in terms of Securities and Exchange Board of India (Issue and Listing of Non-Convertible Securities) Regulations, 2021 and for whom accessing the electronic book platform (EBP) is not mandatory shall upload details of the issue with any one of the EBPs within one working day of allotment of securities. The details can be uploaded using the following links:

<https://www.nse-ebp.com>
<https://www.nseebp.com/ebp/rest/reportingentity?new=true>

Kindly note, this Exchange letter should not be construed as approval under any other Act /Regulation/Rule/Bye laws (except as referred above) for which the Company may be required to obtain approval from other department(s) of the Exchange. The Company is requested to separately take up matter with the concerned departments for approval, if any.

Yours faithfully,
For National Stock Exchange of India Limited

Priya Iyer
Senior Manager

