

Annexure I
Disclosures to be provided along with the application for listing

1. Issuer Details

1.1. Details of Issuer:

i.

Name	Aditya Birla Finance Limited (ABFL)
Address	Corporate Office: One World Centre, Tower 1C, 18 th Floor, Jupiter Mill Compound, 841, Senapati Bapat Marg, Elphinstone Road, Mumbai 400 013 Registered Office: Indian Rayon Compound, Veraval, Gujarat 362266
CIN	U65990GJ1991PLC064603
PAN	AACB5769M

ii. Line of Business: Non-Banking Finance Company (NBFC) engaged in lending business

iii. Chief Executive (Managing Director / President/ CEO / CFO)

MD & CEO	Mr. Rakesh Singh
CFO	Mr. Pradeep Agrawal

iv. Group affiliation (if any): Aditya Birla Group

1.2. Details of Directors: (as on date):

Directors Name / Designation / DIN	Age	Address	Directors of the Company since	Details of other Directorship
Mr. Darius Jehangir Kakalia Independent Director DIN – 00029159	74	Rebello House, 'B' Wing, 9 th Floor, Flat No. 54, 132, Hill Road, Bandra (West), Mumbai- 400050, Maharashtra, India	15/03/2001	Partner in Mulla & Mulla & Craigie Blunt & Caroe

Mr. Ashwani Kumar Puri Independent Director DIN – 00160662	66	28/2 Friends Colony West, New Delhi – 110065, India	13/09/2010	Coforge Limited Titan Company Limited Aviva Life Insurance Company India Limited
Mr. Jitender Balakrishnan Independent Director DIN – 00028320	74	208-Tower-2, Casa Grande, S.B. Marg, Lower Parel, Mumbai – 400013, Maharashtra, India	20/07/2010	Bharati Axa Life Insurance Company Ltd. Bhoruka Power Corporation Ltd. Polyplex Corporation Ltd. Sarda Energy & Minerals Ltd. India Glycols Ltd. Madhya Bharat Power Corporation Limited
Ms. Alka Bharucha Independent Director DIN - 00114067	66	7E, Harbour Heights “A”, N A Sawant Marg, Colaba, Mumbai 400005, Maharashtra, India	27/03/2015	Partner in Bharucha & Partners, Advocates and Solicitors Safalya Investments & Traders Pvt. Ltd Honda India Power Products Ltd. Honda Cars India Ltd. Aditya Birla Sunlife AMC Limited UltraTech Cement Ltd. Orient Electric Limited Birlasoft Limited Hindalco Industries Limited Ultratech Nathdwara Cement Limited Indian Institute of Management, Ahmedabad
Mr. S C Bhargava Independent Director DIN- 00020021	77	Crescent Bay L & T, Flat No. 3302, Tower 5, Bhoiwada, Parel, Mumbai 400012	25/01/2019	Aditya Birla Capital Limited A K Capital Services Limited Aditya Birla Sun Life Pension Management Limited OTC Exchange of India - Section 25 Company CFM Asset Reconstruction Private Limited Waacox Energy Private Limited Palace Solar Energy Private Limited Aditya Birla Renewables Subsidiary Limited Aditya Birla Renewables Solar Limited Aditya Birla Renewable Energy Ltd

Mr. Rakesh Singh Managing Director & Chief Executive Officer DIN- 07006067	56	C-3501, Lodha Bellissimo, N.M. Joshi Marg, Lower Parel, Mumbai 400011	23/07/2019	Aditya Birla Housing Finance Limited Narjee Monjee Institute of Management Studies London Education Management Consultants (LEDMAC Ltd.)
Mr. Kamlesh Rao Director (Non- Executive) DIN - 07665616	53	1405/1406, Highland Park C.H.S Limited, Lokhandwala Complex, Link Road, Andheri West, Mumbai - 400058	07/07/2021	Aditya Birla Sun Life Insurance Company Limited Aditya Birla Sun Life Pension Management Limited
Ms. Vishakha Mulye	53	A-303, Atria, Akruti Niharika Complex, Prof. N. S. Phadke Marg, Andheri (East), Mumbai 400 069	21/10/2022	Aditya Birla Management Corporation Pvt. Ltd Aditya Birla Capital Foundation Aditya Birla Sun Life Insurance Company Ltd. Aditya Birla Health Insurance Company Ltd. Aditya Birla ARC Ltd Aditya Birla Housing Finance Aditya Birla Sun Life AMC Limited NPCI International Payments Limited

1.3. Details of change in directors in last three financial years including any change in the current year: (as on date):

Name, designation and DIN	Date of appointment/ resignation	Date of cessation (in case of resignation)	Remarks (viz. reasons for change etc.)
Mr. Rakesh Singh Managing Director & Chief Executive Officer DIN-07006067	July 23, 2019	Not Applicable	Appointed as the Managing Director & Chief Executive Officer
Mr. Bishwanath Puranmalka Non-Executive Director DIN – 00007432	March 31, 1999	January 14, 2021	Resigned as a Non-Executive Director
Mr. Kamlesh Rao Non-Executive Director DIN - 07665616	July 7, 2021	Not Applicable	Appointed as a Non-Executive Director
Mr. Baldev Raj Gupta Independent Director DIN- 00020066	July 28, 2016	July 27, 2021	Expiration of term as an Independent Director

Mr. Ajay Srinivasan Non-Executive Director DIN- 00121181	July 31, 2007	August 3, 2022	Resigned as a Non-Executive Director
Ms. Vishakha Mulye Non-Executive Director DIN- 00203578	October 21, 2022	Not Applicable	Appointed as a Non-Executive Director

1.4. List of top 10 holders of equity shares of the company as on the latest quarter end: September 30, 2022

Sr. No	Name and category of shareholder	Total no. of Equity Shares	No. of Equity Shares held in demat form	Total shareholding as % of total no of Equity Shares
1.	Aditya Birla Capital Ltd. (subsidiary of Grasim Industries Ltd)	66,21,00,772	66,21,00,772	100
2.	Mr. Manoj Shah *	10	--	Negligible
3.	Mr. Murlidhar Raut *	10	--	Negligible
4.	Ms. Pinky Mehta *	4	4	Negligible
5.	Mr. Ajay Kakar*	4	4	Negligible
6.	Mr. A. Dhananjaya*	4	4	Negligible
7.	Mr. Subhro Bhaduri*	4	4	Negligible
8.	Mr. R C Sharma*	1	--	Negligible
9.	Mr. Deepak Tripathi*	1	--	Negligible
10.	Mr. Gopal Pamnani*	1	--	Negligible
11.	Mr. Goverdhan Gupta*	1	--	Negligible
12.	Mr. Bhadrash Khichi*	1	--	Negligible
13.	Mr. Dinesh Jain*	1	--	Negligible
14.	Mr. Lalit Vermani	4	4	Negligible
15.	Mr. Mukesh Malik	4	4	Negligible

* Nominees of Aditya Birla Capital Ltd.

1.5. Details of Statutory Auditor: (as on September 30, 2022):

Name and address	Date of appointment	Remarks
Deloitte Haskins & Sells LLP	July 10, 2020	Appointment of new Auditors on expiry of term as per Companies Act, 2013 of the erstwhile Auditors.
M/s. Singhi & Co.	December 16, 2021	Appointment of new Joint Auditors in terms of RBI Circular on appointment of Statutory Central Auditors (SCAs)/ Statutory Auditors ("Statutory Auditors") of Commercial Banks (excluding RRBs), UCBs and NBFCs (including HFCs)

1.6. Details of the change in statutory auditors in last three financial years including any change in the current year:

Name	Address	Date of Resignation	Auditor of the company	Remarks
S V Ghatalia & Associates	6th Floor, Express Towers, Nariman Point, Mumbai 400021	August 30, 2013	2010-11 2011-12 2012-13	Expressed their inability to continue as Statutory Auditor
S.R. Batliboi & Co. LLP	14 th Floor, The Ruby Mills, Senapati Bapat Marg, Dadar (W), Mumbai 400 028	July 10, 2020	2013-14 2014-15 2015-16 2016-17 2017-18 2018-19 2019-20	Completed maximum tenure allowed as a Statutory Auditor of the Company as per Companies Act. 2013
Deloitte Haskins & Sells LLP	Indiabulls Finance Centre, Tower 3, 27th-32nd Floor, Senapati Bapat Marg, Elphinstone Road (West), Mumbai 400 013	-	2020-21 2021-22	Appointed as the Statutory Auditors for a period of three years viz., 2020-23
M/s. Singhi & Co.	B2 402B, Marathon Innova, Off Ganpatrao Kadam Marg, Lower Parel, Mumbai 400013	-	2021-22	Appointed as the Joint Statutory Auditors for a period of three years viz., 2021-24

1.7. List of top 10 debt securities holders (as of Sept 30, 2022):

Sr. No.	Name of holder	Category	Face value (in Rs.)	Holding of debt securities as a % of total debt securities outstanding of the issuer	Amount Rs. crore
1	Life Insurance Corporation of India	Insurance	1,000,000	24%	3,700
2	State Bank of India	Bank		12%	1,850
3	ICICI Prudential Mutual Fund	MF		7%	1,000
4	Bank of Baroda	Bank		6%	985
5	Punjab National Bank	Bank		4%	535
6	Aditya Birla Mutual Fund	MF		2%	380
7	Union Bank of India	Bank		2%	370
8	Infosys Ltd Employees' Pf Trust	PF		2%	324
9	Central bank of India	Bank		2%	315
10	LARSEN AND TOUBRO OFFICERS SUPERVISORY STAFF PF	PF		2%	302
	Total		Total	64%	9,761

1.8. List of top 10 CP holders (as of Sept 30, 2022):

Sr. No.	Name of CP holder	Category of CP holder	Face value of CP holding (Rs.)	CP holding % as a % of total CP outstanding of the issuer	Amount Rs. crore
1	AXIS Mutual Fund	MF	500,000	14%	850
2	SBI Mutual Fund	MF		12%	750
3	KOTAK Mutual Fund	MF		10%	600
4	SIDBI	Bank		8%	500
5	UNION BANK OF INDIA	Bank		7%	450
6	TATA Mutual Fund	MF		7%	400
7	ICICI PRUDENTIAL Mutual Fund	MF		7%	400
8	UTI Mutual Fund	MF		6%	350
9	NIPPON INDIA Mutual Fund	MF		5%	300
10	HDFC Mutual Fund	MF		3%	200
	Total			80%	4,800

2. Material Information

- 1.1. Details of all default/s and/or delay in payments of interest and principal of CPs, (including technical delay), debt securities, term loans, external commercial borrowings and other financial indebtedness including corporate guarantee issued in the past 5 financial years including in the current financial year. -**Nil**
- 1.2. Ongoing and/or outstanding material litigation and regulatory strictures, if any - There are no material litigation/s as on date. However, all the pending litigations by and against the Company are in the ordinary course of business. There are no regulatory strictures on the Company.

Any material event/ development having implications on the financials/credit quality including any material regulatory proceedings against the Issuer/promoters, tax litigations resulting in material liabilities, corporate restructuring event which may affect the issue or the investor's decision to invest / continue to invest in the CP. - **None**

3. Details of borrowings of the company, as on the latest quarter end:

- 3.1.
 - a. Secured Non-Convertible Debentures as of Sept 30, 2022
 - b. Unsecured Non-Convertible Debentures as on Sept 30, 2022
 - c. CP as on Sept 30, 2022

Refer Borrowing Exhibit A attached

- 3.2. Details of secured/ unsecured loan facilities/ bank fund-based facilities/ rest of the borrowing, if any, including hybrid debt like foreign currency convertible bonds (FCCB), optionally convertible debentures / preference shares from banks or financial institutions or financial creditors, as on last quarter end: **Sept 30, 2022**

Refer Borrowing Exhibit B attached

- 3.3. The amount of corporate guarantee or letter of comfort issued by the issuer along with name of the counterparty (like name of the subsidiary, JV entity, group company, etc.) on behalf of whom it has been issued, contingent liability including debt service reserve account (DSRA) guarantees/ any put option etc.

The Company is an NBFC engaged in lending business, provides corporate guarantees and letter of comforts in its ordinary course of business. The details as on **Sept 30, 2022**, are as under:

(Rs. in Lakh)	
Particulars	As at Sept 30, 2022
Corporate guarantees, Overdraft, Letter of credit & Letter of comfort given by the Company on behalf of the clients	14,256.09

*The unaudited financial results for quarter ended December 31,2022 which includes details as provided under clauses 1.4, 1.5, 1.7, 1.8, 3.1, 3.2 and 3.3 above will be adopted by the Board of Directors at the forthcoming meeting to be held in **Second week of February 2023**. Hence, the details for the aforesaid clauses 1.4, 1.5, 1.7, 1.8, 3.1, 3.2 and 3.3 are available as on September 30, 2022.

4. Issue Information (Refer to the details below)

Details of current tranche including ISIN, amount, date of issue, maturity, all credit ratings including unaccepted ratings, date of rating, name of credit rating agency, its validity period (details of credit rating letter issued not older than one month on the date of opening of the issue), details of issuing and paying agent and other conditions, if any.

DATE OF ISSUE		January 16, 2023		ISSUE REFERENCE: ABFL/2022 - 23/CP115-CP120	
CREDIT RATING FOR CP		CRA-1		CRA-2	
CREDIT RATING		A1+		A1+	
ISSUED BY		ICRA Limited		India Ratings	
DATE OF RATING		December 30, 2022		January 12, 2023	
VALIDITY FOR ISSUANCE		3 Months		30 Days	
VALIDITY PERIOD OF RATING		January 16, 2024		January 16, 2024	
FOR AMOUNT		₹ 12,000Cr.		₹ 12,000Cr.	
CONDITIONS (if any)		STANDALONE		STANDALONE	
Rating Declaration		The rating is valid as at the date of issuance and listing.			
EXACT PURPOSE OF ISSUE OF CP		Working Capital Purpose / On Lending / Repayment of Debt (Term Loans / NCD's / Sub Debts / Perpetual / CPs / CC / WCDL / ECB)			
CREDIT SUPPORT (if any)		No			
DESCRIPTION OF INSTRUMENT		Commercial Paper			
AMOUNT (Discounted)		5,58,44,51,750.00		Rupees Five Hundred Fifty-Eight Crores Forty-Four Lacs Fifty-One Thousand Seven Hundred Fifty	
ISSUED BY		ADITYA BIRLA FINANCE LIMITED			
IN FAVOUR OF					
NET WORTH OF THE GUARANTOR COMPANY		NA			
NAMES OF COMPANIES TO WHICH THE GUARANTOR HAS ISSUED SIMILAR GUARANTEE		NA			
EXTENT OF THE GUARANTEE OFFERED BY THE GUARANTOR COMPANY		NA			
CONDITIONS UNDER WHICH THE GUARANTEE WILL BE INVOKED		NA			
ISSUING AND PAYING AGENT		HDFC Bank Ltd. Treasury Operations (TROPs), Lodha - I Think Techno Campus, Building - Alpha, 4th Floor - Office Near Kanjur Marg Railway Station, Kanjur Marg (E) Mumbai - 400 042.			
ISIN	Issue Amount (INR)	Maturity Date	Current Credit Rating	Validity period of rating	CRA
INE860H14Z40	575Crore	June 07, 2023	A1+	January 16, 2024	ICRA Limited
			A1+	January 16, 2024	India Ratings

4.2 CP borrowing limit, supporting board resolution for CP borrowing, details of CP issued during the last 15 months:

The Board approved CP borrowing limit is Rs. 20,000 crore. The Board resolution for the same is attached as **Exhibit C**. The details of CP issued during the last 15 months is attached as **Exhibit D**.

4.3. End-use of funds:

Working Capital Purpose / On Lending / Repayment of Debt (Term Loans / NCD's / Sub Debts / Perpetual / CPs / CC / WCDL / ECB etc.)

4.4. Credit Support/enhancement (if any): None

5. Financial Information:

- 5.1. Audited / Limited review half yearly consolidated (wherever available) and standalone financial information (Profit & Loss statement, Balance Sheet and Cash Flow statement) along with auditor qualifications, if any, for last three years along with latest available financial results, if the issuer has been in existence for a period of three years and above

The financial results and Annual reports of the Company for the above period are available at the following website link of the Company: www.adityabirlafinance.com

In case an issuer is required to prepare financial results for the purpose of consolidated financial results in terms of Regulation 33 of SEBI LODR Regulations, latest available quarterly financial results shall be filed:

Latest audited financials should not be older than six months from the date of application for listing.

Provided that listed issuers (who have already listed their specified securities and/or 'Non-convertible Debt Securities' (NCDs) and/or 'Non-Convertible Redeemable Preference Shares' (NCRPS)) who are in compliance with SEBI (Listing obligations and disclosure requirements) Regulations 2015 (hereinafter "SEBI LODR Regulations"), may file unaudited financials with limited review for the stub period in the current financial year, subject to making necessary disclosures in this regard including risk factors.


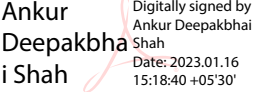
The audited financial (Limited review) results along with the audit report for the year ended Sept 30, 2022, are attached as **Exhibit E**.

6. Asset Liability Management (ALM) Disclosures:

NBFCs seeking to list their CPs shall make disclosures as specified for NBFCs in SEBI Circular nos. CIR/IMD/DF/ 12 /2014, dated June 17, 2014 and CIR/IMD/DF/ 6 /2015, dated September 15, 2015, as revised from time to time. Further, "Total assets under management", under para 1.a. of Annexure I of CIR/IMD/DF/ 6 /2015, dated September 15, 2015, shall also include details of off-balance sheet assets.

The above disclosures are attached as **Exhibit F**.

Signed by:

Name and Designation	Signature
Vijay Nawal (Chief Manager)	 Digitally signed by Vijay Nawal Date: 2023.01.16 12:07:53 +05'30'
Ankur Shah (Company Secretary)	 Digitally signed by Ankur Deepakbhai Shah Date: 2023.01.16 15:18:40 +05'30'

Date: January 16th, 2023

Aditya Birla Finance Ltd.

(A part of Aditya Birla Capital Ltd.)



ADITYA BIRLA CAPITAL

PROTECTING INVESTING FINANCING ADVISING

16th January 2023

To,
National Stock Exchange of India Ltd,
Exchange Plaza,
Bandra Kurla Complex, Bandra (East),
Mumbai– 400051
Dear Sir/Madam,

Sub: Undertaking for Listing of Commercial Paper.

Dear Sir/Madam

We, Aditya Birla Finance Ltd, be and hereby confirm that “The Disclosure Document contains all the disclosures as prescribed under Securities and Exchange Board of India (Issue and Listing of Non-Convertible Securities) Regulations, 2021 and SEBI Operational Circular for issue and listing of Non-convertible Securities, Securitised Debt Instruments, Security Receipts, Municipal Debt Securities and Commercial Paper dated August 10, 2021, as amended from time to time”

For Aditya Birla Finance Limited

**Vijay
Nawal**

Digitally signed
by Vijay Nawal
Date:
2023.01.16
12:09:48 +05'30'

**Ankur
Deepakb
hai Shah**

Digitally signed
by Ankur
Deepakbhai Shah
Date: 2023.01.16
15:17:48 +05'30'

Authorized Signatories

Aditya Birla Finance Limited

One World Center, Tower 1-C, 18th Floor, 841, Jupiter Mill Compound,
Senapati Bapat Marg, Elphinstone Road, Mumbai 400 013.
+91 22 4356 7100 | (F) +91 22 4356 7266 | Toll-free number 1800-270-7000
care.finance@adityabirlacapital.com | <https://abfl.adityabirlacapital.com>

Registered Office:

Indian Rayon Compound, Veraval,
Gujarat -362 266
CIN: U65990GJ1991PLC064603



Secured Debentures Outstanding as on

September 30, 2022

Sr.No	Series	ISIN	Tenor / Period of Maturity (Days)	Coupon	Amount outstanding as on Sept 30, 2022 (INR crore)	Date of Allotment	Redemption/ Maturity Date	Credit Rating
1	8.77% Secured Redeemable Non Convertible Debenture Series ABFL NCD N1 FY 2015-16.	INE860H07BU7	2,557	8.77% p.a	60.00	07-Oct-15	07-Oct-22	'IND AAA Stable' from India Ratings & [ICRA] AAA (Stable) from ICRA.
2	8.77% Secured Redeemable Non Convertible Debenture Series ABFL NCD O1 FY 2015-16.	INE860H07BV5	2,557	8.77% p.a	21.00	12-Oct-15	12-Oct-22	'IND AAA Stable' from India Ratings & [ICRA] AAA (Stable) from ICRA.
3	8.77% Secured Redeemable Non Convertible Debenture Series ABFL NCD Q1 FY 2015-16.	INE860H07BX1	3,651	8.77% p.a	15.00	19-Oct-15	17-Oct-25	'IND AAA Stable' from India Ratings & [ICRA] AAA (Stable) from ICRA.
4	8.71% Secured Redeemable Non Convertible Debenture Series ABFL NCD S1 FY 2015-16.	INE860H07BZ6	3,650	8.71% p.a	500.00	03-Nov-15	50% on November 01, 2024 & 50% on October 31, 2025	'IND AAA Stable' from India Ratings & [ICRA] AAA (Stable) from ICRA.
5	8.85% Secured Redeemable Non Convertible Debenture Series ABFL NCD W3 FY 2015-16.	INE860H07CL4	3,653	8.85% p.a	10.00	23-Feb-16	23-Feb-26	'IND AAA Stable' from India Ratings & [ICRA] AAA (Stable) from ICRA.
6	8.90% Secured Redeemable Non Convertible Debenture Series ABFL NCD X1 FY 2015-16.	INE860H07CM2	3,649	8.90% p.a.	10.00	09-Mar-16	06-Mar-26	'IND AAA Stable' from India Ratings & [ICRA] AAA (Stable) from ICRA.
7	8.90% Secured Redeemable Non Convertible Debenture Series ABFL NCD Z3 FY 2015-16.	INE860H07CS9	3,651	8.90% p.a.	5.00	21-Mar-16	20-Mar-26	'IND AAA Stable' from India Ratings & [ICRA] AAA (Stable) from ICRA.
8	8% XIRR Secured Rated Listed Redeemable Non Convertible Debentures Series ABFL NCD C1 FY 2017-18.	INE860H07FD4	3,650	Zero Coupon (8.00% p.a. on XIRR)	5.00	13-Jun-17	11-Jun-27	'IND AAA Stable' from India Ratings & [ICRA] AAA (Stable) from ICRA.
9	8.90% Secured Rated Listed Redeemable Non Convertible Debentures Series ABFL NCD C4 FY 2018-19.	INE860H07FT0	2,557	8.90% p.a	51.00	26-Jun-18	26-Jun-25	'IND AAA Stable' from India Ratings & [ICRA] AAA (Stable) from ICRA.
10	8.90% Secured Rated Listed Redeemable Non Convertible Debentures Series ABFL NCD D2 FY 2018-19.	INE860H07FV6	1,826	8.90% p.a	15.00	27-Jul-18	27-Jul-23	'IND AAA Stable' from India Ratings & [ICRA] AAA (Stable) from ICRA.
11	8.90% Secured Rated Listed Redeemable Non Convertible Debentures Series ABFL NCD D2 FY 2018-19.	INE860H07FV6	1,689	8.90% p.a	145.00	11-Dec-18	27-Jul-23	'IND AAA Stable' from India Ratings & [ICRA] AAA (Stable) from ICRA.
12	9.15% Secured Rated Listed Redeemable Non Convertible Debentures Series ABFL NCD I 1 FY 2018-19.	INE860H07GL5	1,826	9.15% p.a	70.00	21-Dec-18	21-Dec-23	'IND AAA Stable' from India Ratings & [ICRA] AAA (Stable) from ICRA.
13	9.15% Secured Rated Listed Redeemable Non Convertible Debentures Series ABFL NCD I 2 FY 2018-19.	INE860H07GM3	3,653	9.15% p.a	15.00	21-Dec-18	21-Dec-28	'IND AAA Stable' from India Ratings & [ICRA] AAA (Stable) from ICRA.
14	9.15% Secured Rated Listed Redeemable Non Convertible Debentures Series ABFL NCD I 1 FY 2018-19.	INE860H07GL5	1,820	9.15% p.a	81.00	27-Dec-18	21-Dec-23	'IND AAA Stable' from India Ratings & [ICRA] AAA (Stable) from ICRA.
15	9.15 Secured Rated Listed Redeemable Non Convertible Debentures Series ABFL NCD I 2 FY 2018-19.	INE860H07GM3	3,647	9.15% p.a	69.00	27-Dec-18	21-Dec-28	'IND AAA Stable' from India Ratings & [ICRA] AAA (Stable) from ICRA.
16	9.15% Secured Rated Listed Redeemable Non Convertible Debentures Series ABFL NCD I 1 FY 2018-19.	INE860H07GL5	1,809	9.15% p.a	16.00	07-Jan-19	21-Dec-23	'IND AAA Stable' from India Ratings & [ICRA] AAA (Stable) from ICRA.
17	9.15% Secured Rated Listed Redeemable Non Convertible Debenture Series ABFL NCD I 2 FY 2018-19.	INE860H07GM3	3,600	9.15% p.a	38.50	12-Feb-19	21-Dec-28	'IND AAA Stable' from India Ratings & [ICRA] AAA (Stable) from ICRA.
18	9.15% Secured Rated Listed Redeemable Non Convertible Debenture Series ABFL NCD I 2 FY 2018-19.	INE860H07GM3	3,555	9.15% p.a	150.00	29-Mar-19	21-Dec-28	'IND AAA Stable' from India Ratings & [ICRA] AAA (Stable) from ICRA.
19	9% Secured Rated Listed Redeemable Non Convertible Debenture Series ABFL NCD B2 FY 2019-20.	INE860H07GS0	3,651	9.00% p.a.	1500.00	20-May-19	50% - May 19, 2028 50% - May 18, 2029	'IND AAA Stable' from India Ratings & [ICRA] AAA (Stable) from ICRA.
20	8.65% Secured Rated Listed Redeemable Non Convertible Debenture Series ABFL NCD C1 FY 2019-2020.	INE860H07GT8	1,827	8.65% p.a.	173.00	12-Jun-19	12-Jun-24	'IND AAA Stable' from India Ratings & [ICRA] AAA (Stable) from ICRA.
21	8.65% Secured Rated Listed Redeemable Non Convertible Debenture Series ABFL NCD C1 FY 2019-2020.	INE860H07GT8	1,815	8.65% p.a.	198.00	24-Jun-19	12-Jun-24	'IND AAA Stable' from India Ratings & [ICRA] AAA (Stable) from ICRA.
22	8.65% Secured Rated Listed Redeemable Non Convertible Debenture Series ABFL NCD C1 FY 2019-2020.	INE860H07GT8	1,811	8.65% p.a.	111.60	28-Jun-19	12-Jun-24	'IND AAA Stable' from India Ratings & [ICRA] AAA (Stable) from ICRA.
23	8.70% Secured Rated Listed Redeemable Non Convertible Debenture Series ABFL NCD D1 FY 2019-2020.	INE860H07GU6	3,653	8.70% p.a.	29.20	04-Jul-19	04-Jul-29	'IND AAA Stable' from India Ratings & [ICRA] AAA (Stable) from ICRA.
24	8.65% Secured Rated Listed Redeemable Non Convertible Debenture Series ABFL NCD C1 FY 2019-2020.	INE860H07GT8	1,785	8.65% p.a.	98.70	24-Jul-19	12-Jun-24	'IND AAA Stable' from India Ratings & [ICRA] AAA (Stable) from ICRA.
25	7.75% SECURED RATED LISTED REDEEMABLE NON CONVERTIBLE DEBENTURE. SERIES ABFL NCD I1.	INE860H07GW2	1,101	7.75% p.a.	150.00	04-Dec-19	09-Dec-22	'IND AAA Stable' from India Ratings & [ICRA] AAA (Stable) from ICRA.
26	8.15% SECURED RATED LISTED REDEEMABLE NON CONVERTIBLE DEBENTURE. SERIES ABFL NCD J1.	INE860H07GX0	3,651	8.15% p.a.	1000.00	20-Jan-20	25% at the end of 7th Yr (Wednesday, January 20, 2027), 25% at the end of 8th Yr(Thursday, January 20, 2028), 25% at the end of 9th Yr (Friday, January 19, 2029) & 25% at the end of 10th Yr (Friday, January 18, 2030)	'IND AAA Stable' from India Ratings & [ICRA] AAA (Stable) from ICRA.
27	7.75% SECURED RATED LISTED REDEEMABLE NON-CONVERTIBLE DEBENTURE. SERIES ABFL NCD A1 FY 2020-21	INE860H07GY8	1,125	7.75% p.a.	205.00	17-Apr-20	17-May-23	'IND AAA Stable' from India Ratings & [ICRA] AAA (Stable) from ICRA.

28	7.57% SECURED RATED LISTED REDEEMABLE NON-CONVERTIBLE DEBENTURE. SERIES ABFL NCD A2 FY 2020-21	INE860H07GZ5	1,156	7.57% p.a	225.00	28-Apr-20	28-Jun-23	'IND AAA Stable' from India Ratings & [ICRA] AAA (Stable) from ICRA.
29	7.69% SECURED RATED LISTED REDEEMABLE NON-CONVERTIBLE DEBENTURE. SERIES ABFL NCD A3 FY 2020-21	INE860H07HA6	1,823	7.69% p.a	25.00	28-Apr-20	25-Apr-25	'IND AAA Stable' from India Ratings & [ICRA] AAA (Stable) from ICRA.
30	5.9000% SECURED RATED LISTED REDEEMABLE NON-CONVERTIBLE DEBENTURE. SERIES ABFL NCD G1 FY 2020-21. MATURITY DATE – 29/12/2023	INE860H07HC2	1,163	5.90% p.a.	330.00	22-Oct-20	29-Dec-23	'IND AAA Stable' from India Ratings & [ICRA] AAA (Stable) from ICRA.
31	6.2500% SECURED RATED LISTED REDEEMABLE NON-CONVERTIBLE DEBENTURE. SERIES ABFL NCD I1 FY 2020-21. MATURITY DATE – 23/12/2025	INE860H07HD0	1,826	6.25% p.a.	75.00	23-Dec-20	23-Dec-25	'IND AAA Stable' from India Ratings & [ICRA] AAA (Stable) from ICRA.
32	7.2400% SECURED RATED LISTED REDEEMABLE NON-CONVERTIBLE DEBENTURE. SERIES ABFL NCD K1 FY 2020-21. MATURITY DATE – 18/02/2031	INE860H07HE8	3,652	7.24% p.a.	25.00	18-Feb-21	18-Feb-31	'IND AAA Stable' from India Ratings & [ICRA] AAA (Stable) from ICRA.
33	6.1500% SECURED RATED LISTED REDEEMABLE NON-CONVERTIBLE DEBENTURE. SERIES ABFL NCD K2 FY 2020-21. MATURITY DATE – 30/05/2023	INE860H07HF5	824	6.15% p.a.	775.00	25-Feb-21	30-May-23	'IND AAA Stable' from India Ratings & [ICRA] AAA (Stable) from ICRA.
34	3Month T-bill Linked, Secured, Rated, Listed, Redeemable Non-Convertible Debentures Series:ABFL NCD 'L1' FY 2020-21-MATURITY DATE – 16/03/2023	INE860H07HG3	730	5.75% p.a. (Floating Coupon with Quarterly Reset, Payable Annually)	500.00	16-Mar-21	16-Mar-23	'IND AAA Stable' from India Ratings & [ICRA] AAA (Stable) from ICRA.
35	3Month T-bill Linked, Secured, Rated, Listed, Redeemable Non-Convertible Debentures Series:ABFL NCD 'L2' FY 2020-21-MATURITY DATE – 19/03/2023	INE860H07HH1	728	5.75% p.a. (Floating Coupon with Quarterly Reset, Payable Annually)	250.00	19-Mar-21	17-Mar-23	'IND AAA Stable' from India Ratings & [ICRA] AAA (Stable) from ICRA.
36	6.1500% SECURED RATED LISTED REDEEMABLE NON-CONVERTIBLE DEBENTURE. SERIES ABFL NCD L3 FY 2020-21. MATURITY DATE – 28/03/2024	INE860H07HI9	1,093	6.15% p.a.	420.00	31-Mar-21	28-Mar-24	'IND AAA Stable' from India Ratings & [ICRA] AAA (Stable) from ICRA.
37	3Month T-bill Linked, Secured, Rated, Listed, Redeemable Non-Convertible Debentures Series:ABFL NCD 'B1' FY 2021-22-MATURITY DATE – 05/05/2023	INE860H07HJ7	728	5.11% p.a. (Floating Coupon with Quarterly Reset, Payable Annually)	250.00	07-May-21	05-May-23	'IND AAA Stable' from India Ratings & [ICRA] AAA (Stable) from ICRA.
38	7.2600% SECURED RATED LISTED REDEEMABLE NON CONVERTIBLE DEBENTURES.SERIES B2.DATE OF MATURITY 30/05/2031	INE860H07HK5	3,651	7.26% p.a	750.00	31-May-21	25% at the end of 7th Year (Wednesday, May 31, 2028) 25% at the end of 8th Year (Thursday, May 31, 2029) 25% at the end of 9th Year (Friday, May 31, 2030) 25% at the end of 10th Year (Friday, May 30, 2031)	'IND AAA Stable' from India Ratings & [ICRA] AAA (Stable) from ICRA.
39	5.1500% SECURED RATED LISTED REDEEMABLE NON CONVERTIBLE DEBENTURES.SERIES C1.DATE OF MATURITY 16/06/2023	INE860H07HL3	729	5.15% p.a	50.00	17-Jun-21	16-Jun-23	'IND AAA Stable' from India Ratings & [ICRA] AAA (Stable) from ICRA.
40	Zero Coupon SECURED RATED LISTED REDEEMABLE NON CONVERTIBLE DEBENTURES.SERIES C2.DATE OF MATURITY 14/06/2024	INE860H07HM1	1,093	Zero Coupon (5.7500% p.a. on XIRR)	75.00	17-Jun-21	14-Jun-24	'IND AAA Stable' from India Ratings & [ICRA] AAA (Stable) from ICRA.
41	6.5500% SECURED RATED LISTED REDEEMABLE NON CONVERTIBLE DEBENTURES.SERIES D1.DATE OF MATURITY 24/07/2026	INE860H07HN9	1,824	6.55% p.a.	500.00	26-Jul-21	24-Jul-26	'IND AAA Stable' from India Ratings & [ICRA] AAA (Stable) from ICRA.
42	5.8500% SECURED RATED LISTED REDEEMABLE NON CONVERTIBLE DEBENTURES.SERIES E1.DATE OF MATURITY 02/08/2024	INE860H07HO7	1,093	5.85% p.a.	250.00	05-Aug-21	02-Aug-24	'IND AAA Stable' from India Ratings & [ICRA] AAA (Stable) from ICRA.
43	7.100% SECURED RATED LISTED REDEEMABLE NON CONVERTIBLE DEBENTURES. SERIES G1.DATE OF MATURITY 03/10/2031	INE860H07HP4	3,651	7.10% p.a.	50.00	04-Oct-21	03-Oct-31	'IND AAA Stable' from India Ratings & [ICRA] AAA (Stable) from ICRA.
44	6.4500% SECURED RATED LISTED REDEEMABLE NON CONVERTIBLE DEBENTURES. SERIES G2.DATE OF MATURITY 01/10/2026	INE860H07HQ2	1,823	6.45% p.a.	115.00	04-Oct-21	01-Oct-26	'IND AAA Stable' from India Ratings & [ICRA] AAA (Stable) from ICRA.
45	3M TBILL LINKED SECURED RATED LISTED NON CONVERTIBLE DEBENTURES. ABFL NCD SERIES 'J1' FY2021-22.DATE OF MATURITY 21/01/2025	INE860H07HRO	1,096	5.22% p.a. (Floating Coupon with Quarterly Reset, Payable Annually)	500.00	21-Jan-22	21-Jan-25	'IND AAA Stable' from India Ratings & [ICRA] AAA (Stable) from ICRA.

46	6.4000% SECURED RATED LISTED REDEEMABLE NON CONVERTIBLE DEBENTURES. SERIES J2.DATE OF MATURITY 22/07/2025	INE860H07HS8	1,278	6.40% p.a.	350.00	21-Jan-22	22-Jul-25	'IND AAA Stable' from India Ratings & [ICRA] AAA (Stable) from ICRA.
47	PRINCIPAL PROTECTED (10 YEAR G-SEC PRICE LINKED) SECURED RATED LISTED REDEEMABLE NON CONVERTIBLE DEBENTURES. ABFL NCD SERIES PPMLD B1 FY 2022-23 – MAY 04, 2022. DATE OF MATURITY 03/05/2024	INE860H07HT6	730	1 Greater than 50% of Digital Level 6.0082% p.a. (6.0000% XIRR (Annualized yield)) 2 Less than or equal to 50% of Digital Level 0 %	45.10	04-May-22	03-May-24	IND PP-MLD AAA emr/Stable
48	7.6000% SECURED RATED LISTED NON CONVERTIBLE DEBENTURES. ABFL NCD SERIES C1 FY2022-23.DATE OF MATURITY 06/06/2025	INE860H07HU4	1,094	7.60% p.a.	110.00	08-Jun-22	06-Jun-25	'IND AAA Stable' from India Ratings & [ICRA] AAA (Stable) from ICRA.
49	7.6000% SECURED RATED LISTED NON CONVERTIBLE DEBENTURES. FURTHER ISSUANCE I ABFL NCD SERIES C1 FY2022-23.DATE OF MATURITY 06/06/2025	INE860H07HU4	1,088	7.60% p.a.	250.00	14-Jun-22	06-Jun-25	'IND AAA Stable' from India Ratings & [ICRA] AAA (Stable) from ICRA.
50	PRINCIPAL PROTECTED (10 YEAR G-SEC PRICE LINKED) SECURED RATED LISTED REDEEMABLE NON CONVERTIBLE DEBENTURES. ABFL NCD SERIES PPMLD C4 FY 2022-23 – JUNE 28, 2022. DATE OF MATURITY 27/06/2024	INE860H07HV2	730	1 Greater than 50% of Digital Level 7.3400% p.a. (7.3300% XIRR (Annualized yield)) 2 Less than or equal to 50% of Digital Level 0 %	25.00	28-Jun-22	27-Jun-24	IND PP-MLD AAA emr/Stable
	7.6000% SECURED RATED LISTED NON CONVERTIBLE DEBENTURES. FURTHER ISSUANCE II ABFL NCD SERIES C1 FY2022-23.DATE OF MATURITY 06/06/2025	INE860H07HU4	1,071	7.60% p.a.	250.00	01-Jul-22	06-Jun-25	'IND AAA Stable' from India Ratings & [ICRA] AAA (Stable) from ICRA.
	8.90% SECURED RATED LISTED REDEEMABLE NON CONVERTIBLE DEBENTURES. FURTHER ISSUANCE (I) SERIES ABFL NCD C4 FY 2018-19. DATE OF MATURITY 26/06/2025	INE860H07FT0	1,080	8.90% p.a.	300.00	12-Jul-22	26-Jun-25	'IND AAA Stable' from India Ratings & [ICRA] AAA (Stable) from ICRA.
	Zero Coupon SECURED RATED LISTED REDEEMABLE NON CONVERTIBLE DEBENTURES.SERIES D1.DATE OF MATURITY 11/07/2025	INE860H07HW0	1,095	Zero Coupon (7.8000% p.a. on XIRR basis)	325.00	12-Jul-22	11-Jul-25	'IND AAA Stable' from India Ratings & [ICRA] AAA (Stable) from ICRA.
	7.5000% SECURED RATED LISTED NON CONVERTIBLE DEBENTURES. ABFL NCD SERIES E1 FY2022-23.DATE OF MATURITY 18/08/2025	INE860H07HX8	1,096	7.50% p.a.	400.00	18-Aug-22	18-Aug-25	'IND AAA Stable' from India Ratings & [ICRA] AAA (Stable) from ICRA.
	Zero Coupon SECURED RATED LISTED NON CONVERTIBLE DEBENTURES. ABFL NCD SERIES E2 FY2022-23.DATE OF MATURITY 23/08/2024	INE860H07HY6	730	Zero Coupon (7.2600% p.a. on XIRR basis)	136.00	24-Aug-22	23-Aug-24	'IND AAA Stable' from India Ratings & [ICRA] AAA (Stable) from ICRA.
	PRINCIPAL PROTECTED (10 YEAR G-SEC PRICE LINKED) SECURED RATED LISTED REDEEMABLE NON CONVERTIBLE DEBENTURES. ABFL NCD SERIES PPMLD E3 FY 2022-23 – DATE OF MATURITY 09/04/2025	INE860H07HZ3	957	1 Greater than 50% of Digital Level 7.2941% p.a. (7.3100% XIRR (Annualized yield)) 2 Less than or equal to 50% of Digital Level 0 %	102.20	26-Aug-22	09-Apr-25	'IND AAA Stable' from India Ratings & [ICRA] AAA (Stable) from ICRA.
	9.15% SECURED RATED LISTED REDEEMABLE NON CONVERTIBLE DEBENTURE. FURTHER ISSUANCE IV SERIES ABFL NCD I2 FY 2018-19. MATURITY DATE - 21/12/2028	INE860H07GM3	2,296	9.15% p.a.	25.00	08-Sep-22	21-Dec-28	'IND AAA Stable' from India Ratings & [ICRA] AAA (Stable) from ICRA.
	7.5000% SECURED RATED LISTED NON CONVERTIBLE DEBENTURES. Further Issuance (I) ABFL NCD Series E1 FY 2022-23.DATE OF MATURITY 18/08/2025	INE860H07HX8	1,064	7.50% p.a.	465.00	19-Sep-22	18-Aug-25	'IND AAA Stable' from India Ratings & [ICRA] AAA (Stable) from ICRA.
	8.90% SECURED RATED LISTED REDEEMABLE NON CONVERTIBLE DEBENTURES. FURTHER ISSUANCE (I) SERIES ABFL NCD C4 FY 2018-19. DATE OF MATURITY 26/06/2025	INE860H07FT0	1,002	8.90% p.a.	25.00	28-Sep-22	26-Jun-25	'IND AAA Stable' from India Ratings & [ICRA] AAA (Stable) from ICRA.
	Total			-	12,715.30			

September 30, 2022
Amount outstanding as on Sept 30, 2022 (INR crore)

Rs in Crs

Sr. No.	ISIN	Series	Tenor/ Period of Maturity (Years)	Coupon	Amount outstanding as on Sept 30, 2022 (INR crore)	Date of Allotment	Redemption Date	Latest Credit Rating
4.	INE860H08DI6	9.85% Unsecured Redeemable Non Convertible Debentures ABFL Sub Debt Series 1 2013-14.	10	9.85% p.a.	100.00	04-Jun-13	02-Jun-23	'IND AAA Stable' from India Ratings & [ICRA] AAA (Stable) from ICRA.
5.	INE860H08DJ4	9.75% Unsecured Redeemable Non Convertible Debentures Series ABFL Sub Debt Series A 2014-15.	10	9.75% p.a.	50.00	12-Dec-14	12-Dec-24	'IND AAA Stable' from India Ratings & [ICRA] AAA (Stable) from ICRA.
6.	INE860H08DK2	9.45% Unsecured Redeemable Non Convertible Debentures Series ABFL Sub Debt Series B 2014-15.	10	9.45% p.a.	45.00	09-Jan-15	09-Jan-25	'IND AAA Stable' from India Ratings & [ICRA] AAA (Stable) from ICRA.
7.	INE860H08DL0	9.25% Unsecured Redeemable Taxable Non Convertible Subordinate Debentures Series ABFL Sub Debt A1 FY 2015-16.	10	9.25% p.a.	25.00	17-Jun-15	06-Jun-25	'IND AAA Stable' from India Ratings & [ICRA] AAA (Stable) from ICRA.
8.	INE860H08DM8	9.25% Unsecured Redeemable Taxable Non Convertible Subordinate Debentures Series ABFL Sub Debt B1 FY 2015-16.	10	9.25% p.a.	30.00	14-Jul-15	11-Jul-25	'IND AAA Stable' from India Ratings & [ICRA] AAA (Stable) from ICRA.
9.	INE860H08DN6	9.25% Unsecured Redeemable Taxable Non Convertible Subordinate Debentures Series ABFL Sub Debt C1 FY 2015-16.	10	9.25% p.a.	33.00	25-Aug-15	22-Aug-25	'IND AAA Stable' from India Ratings & [ICRA] AAA (Stable) from ICRA.
10.	INE860H08DP1	9.10% Unsecured Redeemable Non Convertible Debentures Series ABFL Sub Debt D1 FY 2015-16.	10	9.10% p.a.	25.00	08-Mar-16	06-Mar-26	'IND AAA Stable' from India Ratings & [ICRA] AAA (Stable) from ICRA.
11.	INE860H08DQ9	9.10% Unsecured Redeemable Non Convertible Debentures. Series ABFL Sub Debt E1 FY 2015-16.	10	9.10% p.a.	8.00	10-Mar-16	10-Mar-26	'IND AAA Stable' from India Ratings & [ICRA] AAA (Stable) from ICRA.
12.	INE860H08DR7	9.10% Unsecured Redeemable Non Convertible Debentures. Series ABFL Sub Debt F1 FY 2015-16.	10	9.10% p.a.	25.50	18-Mar-16	10-Mar-26	'IND AAA Stable' from India Ratings & [ICRA] AAA (Stable) from ICRA.
13.	INE860H08DS5	9.10% Unsecured Redeemable Non Convertible Subordinate Debentures. Series ABFL Sub Debt SC1 FY 2016- 17.	10	9.10% p.a.	52.50	23-Jun-16	23-Jun-26	'IND AAA Stable' from India Ratings & [ICRA] AAA (Stable) from ICRA.
14.	INE860H08DT3	8.97% Unsecured Redeemable Non Convertible Subordinate Debentures Series ABFL Sub Debt SD1 FY 2016- 17.	10	8.97% p.a.	100.00	28-Jul-16	28-Jul-26	'IND AAA Stable' from India Ratings & [ICRA] AAA (Stable) from ICRA.
15.	INE860H08DT3	8.95% Unsecured Redeemable Non Convertible Subordinate Debentures Series ABFL Sub Debt SD 2 FY 2016- 17.	10	8.95% p.a.	75.00	28-Jul-16	28-Jul-26	'IND AAA Stable' from India Ratings & [ICRA] AAA (Stable) from ICRA.
16.	INE860H08DV9	8.90% Unsecured Redeemable Non Convertible Debentures Series ABFL Sub Debt SF1 FY 2016-17.	10	8.9% p.a.	200.00	29-Sep-16	29-Sep-26	'IND AAA Stable' from India Ratings & [ICRA] AAA (Stable) from ICRA.
17.	INE860H08DW7	8.90% Unsecured Redeemable Non Convertible Debentures Series ABFL Sub Debt SH1 FY 2016-17.	10	8.9% p.a.	200.00	21-Nov-16	20-Nov-26	'IND AAA Stable' from India Ratings & [ICRA] AAA (Stable) from ICRA.
18.	INE860H08DX5	8.25% Unsecured Rated Listed Taxable Redeemable Non Convertible Subordinated Debentures Series ABFL Sub Debt SL1 FY 2016- 17.	10	8.25% p.a.	10.00	09-Mar-17	09-Mar-27	'IND AAA Stable' from India Ratings & [ICRA] AAA (Stable) from ICRA.
19.	INE860H08DY3	8.50% Unsecured Rated Listed Taxable Redeemable Non Convertible Debentures Series ABFL Sub Debt SB1 FY 2017-18.	10	8.5% p.a.	165.00	18-May-17	18-May-27	'IND AAA Stable' from India Ratings & [ICRA] AAA (Stable) from ICRA.
20.	INE860H08EA1	9.76% Unsecured Rated Listed Non Convertible Debenture Series SL 1.	10	9.76% p.a.	250.00	04-Dec-18	04-Dec-28	'IND AAA Stable' from India Ratings & [ICRA] AAA (Stable) from ICRA.

21.	INE860H08EB9	8.95% Unsecured Rated Listed Non Convertible Debenture Series SC 1.	10	8.95% p.a	200.00	06-Jun-19	06-Jun-29	'IND AAA Stable' from India Ratings & [ICRA] AAA (Stable) from ICRA.
22	INE860H08EB9	8.95% Unsecured Rated Listed Non Convertible Debenture Series SC 1.	10	8.95% p.a	100.00	30-Dec-19	06-Jun-29	'IND AAA Stable' from India Ratings & [ICRA] AAA (Stable) from ICRA.
23	INE860H08EB9	8.95% Unsecured Rated Listed Non Convertible Debenture Series SC 1.	10	8.95% p.a	50.00	13-Feb-20	06-Jun-29	'IND AAA Stable' from India Ratings & [ICRA] AAA (Stable) from ICRA.
24	INE860H08ED5	7.43% Unsecured Rated Listed Non Convertible Debenture Series SI 1.	10	7.43% p.a.	80.00	29-Dec-20	27-Dec-30	'IND AAA Stable' from India Ratings & [ICRA] AAA (Stable) from ICRA.
25	INE860H08EE3	7.34% Unsecured Rated Listed Non Convertible Debenture Series SC 1.	10	7.34% p.a.	75.00	11-Jun-21	11-Jun-31	'IND AAA Stable' from India Ratings & [ICRA] AAA (Stable) from ICRA.
26	INE860H08EG8	7.43% Unsecured Rated Listed Non Convertible Debenture Series S1 1.	10	7.43% p.a.	35.00	06-Dec-21	05-Dec-31	'IND AAA Stable' from India Ratings & [ICRA] AAA (Stable) from ICRA.
27	INE860H08EG8	7.43% Unsecured Rated Listed Non Convertible Debenture Series S1 1.	10	7.43% p.a.	210.00	28-Feb-22	05-Dec-31	'IND AAA Stable' from India Ratings & [ICRA] AAA (Stable) from ICRA.
				TOTAL	2,144.00			

Perpetual Debts (Face Value: ₹ 1000000)

Sr.no	ISIN	Description	Tenor/ Period of Maturity (Years)	Coupon	Amount outstanding as on Sept 30, 2022 (INR crore)	Date of Allotment	Redemption Date	Latest Credit Rating
1	INE860H08DZ0	8.7% Unsecured Rated Listed Taxable Redeemable Non Convertible Perpetual Debentures. Series ABFL Perpetual PD 1 FY 2017-18.	Perpetual	8.70% p.a.	200.00	21-Jul-17	Perpetual	'IND AA+' from INDIA Ratings and 'AA+' from ICRA
				TOTAL	200.00			

September 30, 2022
Amount outstanding as on Sept 30, 2022 (INR crore)

Sr. No.	ISIN	Series	Tenor/ Period of Maturity (Years)	Coupon	Amount outstanding as on Sept 30, 2022 (INR crore)	Date of Allotment	Redemption Date	Latest Credit Rating
1.	INE860H08EH6	7.57% UNSECURED RATED LISTED REDEEMABLE NON CONVERTIBLE PARTLY PAID DEBENTURES. SERIES ABFL NCD 'EP1' FY 2020-21. DATE OF MATURITY 03/08/2035	5,475	7.57% p.a	154.00	06-Aug-20	03-Aug-35	AAA (Stable) from ICRA.
				TOTAL	154.00			

Aditya Birla Finance Limited

Commercial Paper Outstanding as on Sept 30, 2022

(Rs Crs)

Sr.No.	Series	ISIN	Amount Issued (INR crore)	Allotment Date	Maturity Date
1	ABFL/2021-22/CP092	INE860H14U78	200	October 26, 2021	October 21, 2022
2	ABFL/2021-22/CP169	INE860H14V77	150	December 16, 2021	December 12, 2022
3	ABFL/2021-22/CP195	INE860H14W01	200	January 4, 2022	January 3, 2023
4	ABFL/2021-22/CP196	INE860H14W19	100	January 7, 2022	January 6, 2023
5	ABFL/2021-22/CP201	INE860H14W27	200	February 14, 2022	February 10, 2023
6	ABFL/2021-22/CP204	INE860H14W43	150	February 18, 2022	November 18, 2022
7	ABFL/2021-22/CP205	INE860H14W50	25	February 18, 2022	December 27, 2022
8	ABFL/2022-23/CP035	INE860H14Y25	25	August 8, 2022	October 31, 2022
9	ABFL/2022-23/CP036	INE860H14Y25	25	August 8, 2022	October 31, 2022
10	ABFL/2022-23/CP037	INE860H14Y25	25	August 8, 2022	October 31, 2022
11	ABFL/2022-23/CP038	INE860H14Y33	200	August 8, 2022	November 7, 2022
12	ABFL/2022-23/CP041	INE860H14Y17	25	August 8, 2022	November 9, 2022
13	ABFL/2022-23/CP039	INE860H14Y17	200	August 10, 2022	November 9, 2022
14	ABFL/2022-23/CP040	INE860H14Y17	100	August 10, 2022	November 9, 2022
15	ABFL/2022-23/CP042	INE860H14Y41	100	August 22, 2022	November 21, 2022
16	ABFL/2022-23/CP043	INE860H14Y41	50	August 22, 2022	November 21, 2022
17	ABFL/2022-23/CP044	INE860H14Y41	25	August 22, 2022	November 21, 2022
18	ABFL/2022-23/CP045	INE860H14Y41	20	August 22, 2022	November 21, 2022
19	ABFL/2022-23/CP045 (A)	INE860H14Y41	5	August 22, 2022	November 21, 2022
20	ABFL/2022-23/CP046	INE860H14Y41	35	August 24, 2022	November 21, 2022
21	ABFL/2022-23/CP046(A)	INE860H14Y41	15	August 24, 2022	November 21, 2022
22	ABFL/2022-23/CP047	INE860H14Y41	50	August 24, 2022	November 21, 2022
23	ABFL/2022-23/CP048	INE860H14Y41	7	August 24, 2022	November 21, 2022
24	ABFL/2022-23/CP048(A)	INE860H14Y41	3	August 24, 2022	November 21, 2022
25	ABFL/2022-23/CP049	INE860H14Y41	200	August 24, 2022	November 21, 2022
26	ABFL/2022-23/CP050	INE860H14Y41	300	August 24, 2022	November 21, 2022
27	ABFL/2022-23/CP051	INE860H14Y41	100	August 24, 2022	November 21, 2022
28	ABFL/2022-23/CP052	INE860H14Y41	400	August 24, 2022	November 21, 2022
29	ABFL/2022-23/CP053	INE860H14Y58	100	August 26, 2022	November 25, 2022
30	ABFL/2022-23/CP054	INE860H14Y66	55	September 2, 2022	December 2, 2022
31	ABFL/2022-23/CP055	INE860H14Y66	25	September 2, 2022	December 2, 2022
32	ABFL/2022-23/CP056	INE860H14Y58	250	September 1, 2022	November 25, 2022
33	ABFL/2022-23/CP057	INE860H14Y58	250	September 1, 2022	November 25, 2022
34	ABFL/2022-23/CP058	INE860H14Y58	25	September 2, 2022	November 25, 2022
35	ABFL/2022-23/CP059	INE860H14Y58	200	September 7, 2022	November 25, 2022
36	ABFL/2022-23/CP060	INE860H14Y66	100	September 6, 2022	December 2, 2022
37	ABFL/2022-23/CP061	INE860H14Y66	50	September 9, 2022	December 2, 2022
38	ABFL/2022-23/CP062	INE860H14Y66	100	September 9, 2022	December 2, 2022
39	ABFL/2022-23/CP063	INE860H14Y66	400	September 16, 2022	December 2, 2022
40	ABFL/2022-23/CP064	INE860H14Y66	500	September 20, 2022	December 2, 2022
41	ABFL/2022-23/CP065	INE860H14V77	400	September 20, 2022	December 12, 2022
42	ABFL/2022-23/CP066	INE860H14V77	25	September 21, 2022	December 12, 2022
43	ABFL/2022-23/CP067A	INE860H14V77	45	September 21, 2022	December 12, 2022
44	ABFL/2022-23/CP067B	INE860H14V77	50	September 21, 2022	December 12, 2022
45	ABFL/2022-23/CP067C	INE860H14V77	5	September 21, 2022	December 12, 2022
46	ABFL/2022-23/CP068	INE860H14V77	40	September 21, 2022	December 12, 2022
47	ABFL/2022-23/CP069	INE860H14V77	250	September 21, 2022	December 12, 2022
48	ABFL/2022-23/CP070	INE860H14V77	200	September 27, 2022	December 12, 2022
		Total	6,005		

Vijay
Nawal

Digitally signed
by Vijay Nawal
Date:
2022.11.10
16:10:27 +05'30'

Anirudh
Muchhal

Digitally signed
by Anirudh
Muchhal
Date: 2022.11.10
16:13:16 +05'30'

Aditya Birla Finance Limited

Security: Secured by first ranking pari-passu charge over the receivables of the Company held by a common security trustee acting on behalf of all lenders

Classification: All loans below are classified as standard

Rating Agency

Rating Assigned

ICRA

Short Term [ICRA] A1 +

Long Term [ICRA] AAA

India Ratings

IND AAA Outlook Stable

Term Loans & ECB as on

September 30, 2022

Name of Lender	Disbursement Date	Amount Sanctioned (INR crore)	Amount Outstanding (INR crore)	Maturity Date	Repayment schedule
Bank of Baroda	06-Jun-18	200.00	200.00	06-Jun-23	Bullet Repayment
	20-Aug-18	50.00	50.00	18-Aug-23	5 equal annual installments
	03-Sep-18	100.00	100.00	18-Aug-23	5 equal annual installments
	26-Sep-18	150.00	150.00	18-Aug-23	5 equal annual installments
	31-Oct-18	250.00	250.00	31-Oct-23	20 equal quarterly installments
	05-Nov-18	250.00	250.00	31-Oct-23	20 equal quarterly installments
	19-Jun-20	305.51	305.51	19-Jun-25	18 quarterly installments, 6 months moratorium
	28-Aug-20	305.51	305.51	19-Jun-25	18 quarterly installments, 6 months moratorium
	24-Dec-21	250.00	250.00	24-Dec-26	5 equal annual installments
	31-Dec-21	150.00	150.00	24-Dec-26	5 equal annual installments
	24-Mar-22	300.00	300.00	24-Dec-26	5 equal annual installments
	29-Jun-22	300.00	300.00	24-Dec-26	5 equal annual installments
	30-Jun-22	500.00	500.00	30-Jun-27	5 equal annual installments
	28-Jul-22	300.00	300.00	30-Jun-27	5 equal annual installments
	01-Sep-22	700.00	700.00	30-Jun-27	5 equal annual installments
	27-Sep-22	500.00	500.00	30-Jun-27	5 equal annual installments
	29-Sep-22	500.00	500.00	29-Sep-27	5 equal annual installments
	Yet to be drawn	1,500.00	-		
Bank of India	31-Dec-19	187.26	187.26	31-Dec-24	8 equal HY installments, 12 months moratorium
	26-Mar-20	280.93	280.93	26-Mar-25	8 equal HY installments, 12 months moratorium
	31-Dec-21	199.96	199.96	31-Dec-26	6 equal HY installments, 24 months moratorium
	21-Mar-22	300.00	300.00	31-Dec-26	6 equal HY installments, 24 months moratorium
Bank of Maharashtra	29-Sep-21	99.99	99.99	29-Sep-26	12 equal quarterly installments, 24 months moratorium
	20-Dec-21	150.00	150.00	29-Sep-26	12 equal quarterly installments, 24 months moratorium
Canara Bank	28-Mar-19	187.41	187.41	26-Mar-24	8 equal HY installments, 12 months moratorium
Central Bank of India	24-Dec-20	144.43	144.43	31-Dec-25	18 equal quarterly installments, 6 months moratorium
	26-Mar-21	116.66	116.66	31-Mar-26	18 equal quarterly installments, 6 months moratorium
	15-Apr-21	124.99	124.99	30-Apr-26	18 equal quarterly installments, 6 months moratorium
	30-Sep-21	199.99	199.99	30-Sep-26	8 equal HY installments, 12 months moratorium
	22-Feb-22	149.99	149.99	28-Feb-27	8 equal HY installments, 12 months moratorium
	28-Mar-22	150.00	150.00	30-Mar-27	8 equal HY installments, 12 months moratorium
Citibank NA	Yet to be drawn	180.00	-		
DBS Bank India Ltd.	26-Feb-21	300.00	300.00	26-Feb-24	Bullet repayment
Deutsche Bank AG	23-Dec-20	107.06	107.06	20-Dec-24	36 monthly installments, 12 months moratorium
Deutsche Bank AG	15-Jan-21	104.98	104.98	20-Dec-24	46 monthly installments, 7 months moratorium
Deutsche Bank AG	19-Mar-21	110.65	110.65	20-Dec-24	41 monthly installments, 5 months moratorium
Deutsche Bank AG	27-Sep-21	177.35	177.35	20-Sep-25	48 monthly installments
Emirates NBD Bank (P.J.S.C)	26-Mar-21	50.00	50.00	26-Mar-24	6 equal HY installments
HDFC Bank Ltd.	26-Apr-19	100.00	100.00	26-Apr-23	8 equal HY installments
	27-Jun-19	62.50	62.50	27-Jun-23	8 equal HY installments
	31-Jul-19	125.00	125.00	31-Jul-23	8 equal HY installments
	28-Aug-19	62.50	62.50	28-Aug-23	8 equal HY installments
	29-Oct-19	100.00	100.00	29-Oct-22	6 equal HY installments
	31-Dec-20	83.33	83.33	31-Dec-23	12 equal quarterly installments

Name of Lender	Disbursement Date	Amount Sanctioned (INR crore)	Amount Outstanding (INR crore)	Maturity Date	Repayment schedule
	14-Jan-21	100.00	100.00	14-Jan-24	12 equal quarterly installments
	29-Jan-21	150.00	150.00	29-Jan-24	12 equal quarterly installments
	26-Mar-21	75.00	75.00	26-Mar-24	12 equal quarterly installments
	20-Aug-21	98.86	98.86	20-Aug-24	12 equal quarterly installments
	28-Jan-22	416.67	416.67	28-Jan-25	12 equal quarterly installments
	15-Mar-22	416.67	416.67	15-Mar-25	12 equal quarterly installments
	21-Jul-22	500.00	500.00	21-Jul-25	12 equal quarterly installments
ICICI Bank Ltd.	28-Feb-22	500.00	500.00	28-Feb-26	5 equal HY installments, 18 months moratorium
	09-Mar-22	250.00	250.00	28-Feb-26	5 equal HY installments, 18 months moratorium
IDBI Bank Ltd.	Yet to be drawn	250.00	-		
Indian Bank	30-Mar-21	175.00	175.00	30-Mar-26	8 equal HY installments, 12 months moratorium
	28-Jul-21	500.00	500.00	28-Jul-26	8 equal HY installments, 12 months moratorium
	24-Mar-22	300.00	300.00	24-Mar-27	8 equal HY installments, 12 months moratorium
	22-Jun-22	500.00	500.00	22-Jun-27	18 equal quarterly installments, 6 months moratorium
	26-Sep-22	500.00	500.00	26-Sep-27	8 equal HY installments, 12 months moratorium
	Yet to be drawn	500.00	-		
Indusind Bank Ltd.	26-Feb-21	200.00	200.00	26-Aug-24	3 equal HY installments payable on 30th, 36th & 42nd month
	30-Mar-21	200.00	200.00	30-Sep-24	3 equal HY installments payable on 30th, 36th & 42nd month
	08-Feb-22	300.00	300.00	07-Aug-25	3 equal HY installments payable on 30th, 36th & 42nd month
Karnataka Bank	24-Sep-21	200.00	200.00	24-Sep-24	4 equal HY installments, 12 months moratorium
The Karur Vyasa Bank Ltd.	29-Jun-22	200.00	200.00	31-Dec-25	6 equal HY installments, 6 months moratorium
Kotak Mahindra Bank Ltd.	23-Sep-21	150.00	150.00	23-Sep-25	4 equal annual installments
Mizuho Bank Ltd.	14-Feb-22	250.00	250.00	14-Feb-25	Bullet repayment
MUFG Bank Ltd.	26-Mar-21	110.00	110.00	26-Mar-24	Bullet repayment
	30-Sep-21	160.00	160.00	30-Sep-24	Bullet repayment
Oriental Bank of Commerce	29-May-18	124.78	124.78	29-May-23	2 equal annual installments payable on 48th and 60th month
	27-Dec-19	186.84	186.84	26-Dec-24	4 equal annual installments, 12 months moratorium
Punjab National Bank	27-Mar-20	349.71	349.71	27-Mar-25	2 equal annual installments at the end of 48th and 60th month
	31-Mar-21	499.77	499.77	31-Mar-26	6 equal HY installments, 24 months moratorium
	26-Jul-21	500.00	500.00	31-Mar-26	6 equal HY installments, 24 months moratorium
	29-Jun-22	249.94	249.94	29-Jun-27	5 equal annual installments
	29-Jul-22	249.99	249.99	28-Jul-27	5 equal annual installments
	30-Sep-22	499.89	499.89	30-Sep-27	9 equal HY installments, 6 months moratorium
	Yet to be drawn	1,500.00	-		
SIDBI	14-Jan-20	235.00	235.00	10-Dec-24	19 equal quarterly installments, 5 months moratorium
	23-Mar-20	105.50	105.50	10-Feb-25	19 equal quarterly installments, 5 months moratorium
	31-Mar-21	200.00	200.00	10-Sep-26	10 equal HY installments, 12 months moratorium
	25-Jun-21	450.00	450.00	10-Dec-26	10 equal HY installments, 12 months moratorium
	29-Mar-22	500.00	500.00	10-Sep-27	10 equal HY installments, 12 months moratorium
	10-May-22	500.00	500.00	10-Nov-27	10 equal HY installments, 12 months moratorium
	28-Sep-22	1,500.00	1,500.00	10-Dec-27	18 equal quarterly installments, 12 months moratorium
South Indian Bank Ltd.	28-Sep-22	250.00	250.00	28-Sep-27	2 equal annual installments payable on 48th month and 60th month

Name of Lender	Disbursement Date	Amount Sanctioned (INR crore)	Amount Outstanding (INR crore)	Maturity Date	Repayment schedule
State Bank of India	31-Mar-22	1,000.00	1,000.00	31-Mar-27	4 equal annual installments, 12 months moratorium
	09-Jun-22	1,000.00	1,000.00	31-Mar-27	4 equal annual installments, 12 months moratorium
Sumitomo Mitsui Banking Corporation	Yet to be drawn	300.00	-		
Syndicate Bank	19-Mar-18	500.00	500.00	17-Mar-23	Bullet Repayment
	26-Mar-19	187.50	187.50	26-Mar-24	16 equal quarterly installments, 12 months moratorium
	27-Sep-19	150.00	150.00	27-Sep-24	16 equal quarterly installments, 12 months moratorium
	24-Oct-19	168.75	168.75	24-Oct-24	16 equal quarterly installments, 12 months moratorium
The Jammu And Kashmir Bank Ltd.	22-Feb-18	99.60	99.60	22-Feb-23	Bullet Repayment
UCO Bank	24-Dec-20	159.95	159.95	24-Dec-25	5 equal annual installments
	30-Mar-21	79.98	79.98	30-Mar-26	5 equal annual installments
	28-Sep-21	79.98	79.98	30-Mar-26	5 equal annual installments
Union Bank of India	28-Dec-17	100.00	100.00	31-Dec-22	3 equal annual installments payable on 48th, 54th and 60th month
	28-Mar-22	499.92	499.92	31-Mar-27	16 equal quarterly instalments, 12 months moratorium
	29-Apr-22	500.00	500.00	30-Apr-27	16 equal quarterly instalments, 12 months moratorium
	30-Jun-22	200.00	200.00	30-Jun-27	16 equal quarterly instalments, 12 months moratorium
	30-Sep-22	400.00	400.00	30-Sep-27	16 equal quarterly instalments, 12 months moratorium
	30-Sep-22	400.00	400.00	30-Sep-27	16 equal quarterly instalments, 12 months moratorium
	27-Dec-18	124.57	124.57	27-Dec-23	Bullet Repayment
	Total	31,319.86	27,089.86		

Details of External Commercial Borrowings (ECB):

Name of Lender	Date of Disbursement	Amount Sanctioned (INR crore)	Amount Outstanding (INR crore)	Maturity Date	Repayment schedule
International Finance Corporation	01-Oct-18	1,000.00	1,000.00	01-Oct-25	7 Years, Bullet Repayment
Sumitomo Mitsui Banking Corporation, Singapore	05-Nov-19	245.78	245.78	05-Nov-22	3 Years, Bullet Repayment
Sumitomo Mitsui Banking Corporation, Singapore	13-Feb-20	285.44	285.44	13-Feb-23	3 Years, Bullet Repayment
Sumitomo Mitsui Banking Corporation, Singapore	18-Mar-20	148.52	148.52	18-Mar-23	3 Years, Bullet Repayment
Sumitomo Mitsui Banking Corporation, Singapore	18-Mar-20	74.26	74.26	18-Mar-23	3 Years, Bullet Repayment
	Total	1,754.00	1,754.00		

Nature of Facility : Cash Credit / WCDL

Outstanding as on

September 30, 2022

Security: Secured by first ranking pari-passu charge over the receivables of the Company held by a common security trustee acting on behalf of all

Classification: All loans below are classified as standard

Rating Agency	ICRA		India Ratings
Rating Assigned	Short Term [ICRA] A1 +	Long Term [ICRA] AAA	IND AAA Outlook Stable

Sr. No.	Name of Lender	Type of Facility	Amount Sanctioned (INR crore)	Amount Outstanding (INR crore)	Repayment Schedule
1	Axis Bank	WCDL	200.00	-	Repayable on demand
2	Bank of America	CC/WCDL	600.00	360.00	Repayable on demand
3	Bank of Baroda	CC/WCDL	300.00	300.00	Repayable on demand
4	Canara Bank	WCDL	200.00	-	Cash Credit facility is repayable on Demand and Working Capital Demand Loan minimum tenor is 7 Days
5	DCB Bank	WCDL	75.00	75.00	Repayable on demand
6	HDFC Bank Ltd.	CC/WCDL	500.00	-	30 Days / As Mutually Agreed specifically for Working Capital Demand Loan
7	Indian Bank	CC/WCDL	350.00	350.00	Repayable on demand
8	IndusInd Bank Ltd	CC/WCDL	300.00	200.00	Working Capital Demand Loan repayable on demand, Minimum tenor -7 days, Maximum Tenor - 360 Days
9	Karnataka Bank	CC/WCDL	50.00	50.00	Repayable on demand
10	Kotak Mahindra Bank Ltd	CC / WCDL	250.00	-	Repayable on Demand and Working Capital Demand Loan tenor is maximum One year
11	Mizuho Bank Ltd.	WCDL	175.00	-	Repayable on demand
12	MUFG Bank Ltd.	STL	160.00	-	Repayable on demand
13	Punjab & Sind Bank	CC / WCDL	75.00	-	Repayable on demand
14	Punjab National Bank	CC / WCDL	275.00	249.96	Repayable on demand
15	Qatar National Bank	WCDL	45.00	45.00	Repayable on demand
16	Standard Chartered Bank	CC / WCDL	125.00	-	Repayable on demand
17	State Bank of India	CC / WCDL	1,050.00	420.00	Repayable on demand
18	Union Bank of India	CC / WCDL	100.00	100.00	Repayable on demand
19	Union Bank of India	STL/ LOC	800.00	800.00	Bullet repayment
20	United Overseas Bank	WCDL	70.00	70.00	Repayable on demand
21	DCB Bank	WCDL	50.00	-	Repayable on demand
	Total		5,750.00	3,019.96	

Working Capital Demand Loans from Banks** [Subset of CC above, forms a part of it]:

Sr. No.	Lender's Name	Facility	Maturity date	Amount Outstanding (INR crore)
1	Indusind Bank	WCDL	03-Oct-22	125.00
2	Indian Bank	WCDL	03-Oct-22	350.00
3	DCB Bank	WCDL	06-Oct-22	75.00
4	Bank of Baroda	WCDL	10-Oct-22	300.00
5	Indusind Bank	WCDL	25-Oct-22	75.00
6	Punjab National Bank	WCDL	07-Nov-22	249.96
7	State Bank of India	WCDL	10-Nov-22	100.00
8	United Overseas Bank	WCDL	14-Nov-22	70.00
9	Qatar National Bank	WCDL	15-Nov-22	45.00
10	State Bank of India	WCDL	24-Nov-22	320.00
11	Bank of America	WCDL	09-Dec-22	360.00
12	Karnataka Bank	WCDL	22-Dec-22	50.00
13	Union Bank of India	WCDL	27-Dec-22	100.00
14	Union Bank of India	LOC/ STL	27-Dec-22	800.00
	Total			3,019.96

Vijay
Nawal

Digitally signed
by Vijay Nawal
Date:
2022.11.10
16:09:50 +05'30'

Anirudh
Muchhal

Digitally signed
by Anirudh
Muchhal
Date: 2022.11.10
16:12:44 +05'30'



CERTIFIED TRUE COPY OF THE RESOLUTION PASSED AT THE MEETING OF THE BOARD OF DIRECTORS OF ADITYA BIRLA FINANCE LIMITED HELD ON MAY 11, 2022 AT AB CAPITAL BOARD ROOM, 18TH FLOOR, TOWER 1, ONE WORLD CENTRE, JUPITER MILL COMPOUND, SENAPATI BAPAT MARG, ELPHINSTONE ROAD MUMBAI – 400013

“RESOLVED THAT in partial modification of the Board resolution passed on October 8, 2021 and pursuant to sections 179, 180(1)(c) and other applicable provisions, if any, of the Companies Act, 2013 (including any statutory modification(s) or re-enactment(s) thereof, for time being in force) the Company be and is hereby authorized to borrow funds from time to time, by way of:

- i) Term Loans, cash credit, overdraft facilities, working capital loans, FCNR loans, other short / medium term loans etc. from banks, Financial Institutions, International / multilateral / bilateral agencies, Corporate(s) etc., such facility being secured/ unsecured;
- ii) External commercial borrowings including through issuance of bonds (ECB) as per stipulations from RBI or other regulatory authorities for amount not exceeding United States Dollars (USD) 1 (one) Billion or its equivalent in any other currency in a financial year (USD 750 million under automatic route and USD 250 million through approval route) and hedging of same;
- iii) Issuance of rated, listed/unlisted Commercial Papers for outstanding amounts not exceeding Rs. 20,000 Crore (Rupees Twenty Thousand Crore Only);
- iv) Issuance of rated / unrated short-term instruments for period not exceeding 364 days, either on standalone basis or as earmarked against the Working Capital limits sanctioned by the Banks to the extent that the total outstandings including Commercial Papers shall not exceed Rs. 20,000 Crore (Rupees Twenty Thousand Crore Only);
- v) Term debt, whether secured or unsecured, in the form of Inter Corporate Deposits;
- vi) Secured Debentures / bonds such that outstanding amount at any point of time does not exceed Rs. 45,000 Crore (Rupees Forty Five Thousand Crore Only); unsecured Debentures qualifying as Tier II (sub-debt) such that the outstanding at any point of time not to exceed Rs. 4,500 Crore (Rupees Four Thousand Five Hundred Crore only) and unsecured Debentures qualifying as Tier I (perpetual debt instruments) such that the outstanding at any point of time not to exceed Rs. 900 Crore (Rupees Nine Hundred Crore only);
- vii) Unsecured Debentures/ bonds (not qualifying as perpetual/ sub debt, but senior to these debentures) such that outstanding amounts at any point of time does not exceed Rs. 5,000 Crore (Five Thousand Crore only);
- viii) Secured / unsecured Debentures / bonds for outstanding amounts not exceeding Rs. 5,000 Crore (Rupees Five Thousand only) through public issuance route;
- ix) To borrow funds or otherwise deal / transact through the CBLO / tri party repo segment (TREPS) / CROMS for an aggregate amount such that the outstanding does not exceed Rs. 5,000 Crore (Rupees Five Thousand crore only) at any point of time.



subject that the cumulative outstanding debt under all the aforesaid facilities shall not exceed Rs. 70,000 Crore (Rupees Seventy Thousand Crore Only) at any point of time.

"RESOLVED FURTHER that necessary Bank accounts be opened with the issuing and paying banks for the purpose of receiving the proceeds of Commercial Papers and redeeming the same."

"RESOLVED FURTHER that the consent of the Board be and is hereby accorded for availing of non-fund-based limits in the form of Bank Guarantees / LCs not exceeding Rs. 3,000 Crore."

"RESOLVED FURTHER that with respect to issue of rated, listed/unlisted Commercial Papers, any two of the following viz. Mr. Ajay Srinivasan, Director, Mr. Rakesh Singh, Managing Director & Chief Executive Officer, Mr. Pradeep Agrawal, Chief Financial Officer (CFO), Mr. Deep Pal Singh, Chief Risk Officer and Mr. Chandramohan Amritkar, Head – Treasury are authorized to decide on rate of interest, tenor of the CPs, identify the investors and decide any other terms and conditions or modifications relating thereto including any further issuances / reissuances under existing ISINs."

"RESOLVED FURTHER that upon the borrowings / facilities being approved, as above, any two of the following persons jointly be and are hereby authorized to execute all documents in connection with the borrowing facilities of Company (including via digital signature):

Mr. Rakesh Singh	Mr. Tushar Shah
Mr. Deep Pal Singh	Mr. Ajay Singh
Mr. Pradeep Agrawal	Mr. Chandramohan Amritkar
Ms. Sujatha Sudheendra	Mr. Ankur Shah
Mr. Akhil Kanodia	Mr. Amit Agrawal
Mr. Anirudh Muchhal	Mr. Arnab Basu
Mr. Arpan Patel	Mr. Ashish Bhola
Mr. Atul Tiwari	Mr. Devang Rawal
Mr. Dinesh Sharma	Mr. Himanshu Redkar
Mr. Mayank Chand	Mr. Mayur Agrawal
Mr. Neelesh Sarda	Mr. Nirmal Kishore
Mr. Nitin Lata	Mr. Parveen Vats
Mr. Prakash Dandwani	Ms. Pooja Pandey
Mr. Rajeev Sharma	Mr. Ritesh Ranjan
Mr. Sajjad Noorani	Mr. Saugata Chattopadhyay
Mr. Shailesh Verma	Mr. Vijay Naval

and any two of the above acting jointly be and are hereby authorized to:

- Negotiate and accept terms and conditions;
- Induct / remove any bank from the Company's banking arrangements and to re-distribute the limits amongst the existing bank / allocate any cash credit limits amongst the Bankers;
- Sign / execute necessary documents including but not restricted to loan agreements, Consortium / multiple banking agreements, Deed of Hypothecation, Mortgage of movables / immovables, Bankers Inter Se Agreement, documents for creation of security, Demand Promissory Notes, Letter of Continuity, Debenture Trust Deed, Letter of Credit Program Agreements including those for customers, Listing Agreement, listing of Commercial Papers and such other documents, as may be required;
- Avail services of arrangers, merchant bankers, rating agency, depository, custodian, trusteeship services, legal counsel, security trustees / agents for creation of security for lenders, etc. as may be required for the aforesaid borrowings;
- Appoint issuing and paying agents, registrar and transfer agents for the purpose of issuance of Commercial Papers, Debentures;
- Undertake any derivative contracts for the purpose of hedging any foreign currency exposures and / or for hedging interest rate exposures or to reduce cost of borrowings; execute documents for same, including ISDA and schedules thereof;

Aditya Birla Finance Ltd.

One Indiabulls Center, Tower 1, 18th Floor, Jupiter Mill Compound,
841, Senapati Bapat Marg, Elphinstone Road, Mumbai 400 013

www.adityabirlafinance.com

Registered Office:

Indian Rayon Compound, Veraval, Gujarat - 362 266

CIN: U65990GJ1991PLC064603



**ADITYA BIRLA
CAPITAL**

PROTECTING INVESTING FINANCING ADVISING

- Execute any document pertaining to opening of letter of credit / bank guarantees including counter guarantees and do any such acts, deeds and things as may be necessary and incidental for the aforesaid purpose;
- Open and close Current / Cash Credit / Fixed Deposit / Demat Accounts;
- Open CSGIL account and an account with CCIL;
- Authorise any two jointly of the MD & CEO, CRO, CFO, CEO – PSFG, Head – Credit & Legal, Risk & Compliance– PSFG and Head Treasury to add / modify the above signatory list;

and do all acts, deeds and things as may be necessary, usual, incidental to give effect to the aforesaid resolution."

"RESOLVED FURTHER THAT all the above documents, deeds, instruments, declarations, undertakings and writings can be signed by using digital signature;"

"RESOLVED FURTHER THAT the Common Seal of the Company will not be affixed on any of the documents to be executed with the Bank(s) as per the provisions of the Articles of Association."

"RESOLVED FURTHER THAT any of the aforementioned persons be and are hereby severally authorized to certify any document as true for the purpose of submission of necessary documents."

For Aditya Birla Finance Limited


Ankur Shah
Company Secretary
ACS – 17618
June 3, 2022



Aditya Birla Finance Ltd.

One Indiabulls Center, Tower 1, 18th Floor, Jupiter Mill Compound,
841, Senapati Bapat Marg, Elphinstone Road, Mumbai 400 013

www.adityabirlafinance.com

Registered Office:

Indian Rayon Compound, Veraval, Gujarat - 362 266

CIN: U65990GJ1991PLC064603



**ADITYA BIRLA
CAPITAL**

PROTECTING INVESTING FINANCING ADVISING

Aditya Birla Finance Limited				Annexure - I
Details of CPs issued during the last 15 months: *				
IPA	CRA	RATING	RATED AMOUNT (Rs. crs)	
HDFC BANK	ICRA LTD AND INDIA RATINGS & RESEARCH	A1+	12,000.00	
ISIN	ISSUE DATE	AMOUNT (Rs crs)	MATURITY DATE	AMOUNT O/S
INE860H14T14	June 4, 2021	630	September 2, 2021	-
INE860H14T14	June 16, 2021	3,700	June 23, 2021	-
INE860H14T30	June 18, 2021	600	June 25, 2021	-
INE860H14T63	July 8, 2021	500	October 6, 2021	-
INE860H14T48	July 9, 2021	7,080	July 16, 2021	-
INE860H14T55	July 12, 2021	50	July 7, 2022	-
INE860H14T71	July 16, 2021	300	October 14, 2021	-
INE860H14T89	July 19, 2021	3,595	July 26, 2021	-
INE860H14T97	July 22, 2021	3,200	July 29, 2021	-
INE860H14U03	July 30, 2021	4,240	August 6, 2021	-
INE860H14U29	August 6, 2021	7,500	August 13, 2021	
INE860H14U37	August 25, 2021	500	November 24, 2021	-
INE860H14U45	September 7, 2021	630	December 7, 2021	-
INE860H14U52	September 29, 2021	500	December 15, 2021	-
INE860H14U60	October 25, 2021	150	January 24, 2022	-
INE860H14U78	October 26, 2021	200	October 21, 2022	200
INE860H14U94	November 10, 2021	200	February 8, 2022	-
INE860H14U94	November 11, 2021	400	February 8, 2022	-
INE860H14V02	November 15, 2021	5,385	November 22, 2021	-
INE860H14V10	November 18, 2021	2,400	November 25, 2021	-
INE860H14V28	November 22, 2021	5,600	November 29, 2021	-
INE860H14V36	November 25, 2021	200	February 24, 2022	-
INE860H14V36	November 26, 2021	250	February 24, 2022	-
INE860H14V36	November 30, 2021	500	February 24, 2022	-
INE860H14V44	December 3, 2021	6,000	December 10, 2021	-
INE860H14V51	December 7, 2021	630	April 8, 2022	-
INE860H14V69	December 13, 2021	6,100	December 20, 2021	-
INE860H14V77	December 16, 2021	150	December 12, 2022	150
INE860H14V93	December 27, 2021	1,250	March 15, 2022	-
INE860H14W01	January 4, 2022	200	January 3, 2023	200
INE860H14W19	January 7, 2022	100	January 6, 2023	100
INE860H14U94	February 1, 2022	1,400	February 8, 2022	-
INE860H14W27	February 14, 2022	200	February 10, 2023	200
INE860H14W35	February 14, 2022	600	May 10, 2022	-
INE860H14W43	February 18, 2022	150	November 18, 2022	150
INE860H14W50	February 18, 2022	25	December 27, 2022	25
INE860H14W68	February 24, 2022	550	May 20, 2022	-
INE860H14W76	March 15, 2022	325	June 14, 2022	-
INE860H14W84	April 8, 2022	1,730	July 1, 2022	-
INE860H14W92	April 18, 2022	500	May 31, 2022	-
INE860H14W92	April 28, 2022	500	May 31, 2022	-
INE860H14X00	May 12, 2022	125	June 24, 2022	-
INE860H14X26	May 19, 2022	50	August 19, 2022	-
INE860H14X18	May 20, 2022	300	July 27, 2022	-
INE860H14X34	May 31, 2022	1,025	July 26, 2022	-
INE860H14X00	May 31, 2022	250	June 24, 2022	-
INE860H14X18	June 1, 2022	250	July 27, 2022	-
INE860H14X42	June 1, 2022	325	June 27, 2022	-
INE860H14X59	June 13, 2022	250	September 13, 2022	-
INE860H14X67	June 16, 2022	350	August 12, 2022	-
INE860H14X75	June 24, 2022	500	September 2, 2022	-
INE860H14X91	June 28, 2022	500	August 26, 2022	-
INE860H14X83	July 1, 2022	830	September 29, 2022	-
INE860H14Y09	July 26, 2022	725	September 23, 2022	-

INE860H14Y25	August 8, 2022	75	October 31, 2022	75
INE860H14Y33	August 8, 2022	200	November 7, 2022	200
INE860H14Y17	August 8, 2022	25	November 9, 2022	25
INE860H14Y17	August 10, 2022	200	November 9, 2022	200
INE860H14Y17	August 10, 2022	100	November 9, 2022	100
INE860H14Y41	August 22, 2022	200	November 21, 2022	200
INE860H14Y41	August 24, 2022	1,110	November 21, 2022	1,110
INE860H14Y58	August 26, 2022	100	November 25, 2022	100
INE860H14Y58	September 1, 2022	500	November 25, 2022	500
INE860H14Y66	September 2, 2022	80	December 2, 2022	80
INE860H14Y58	September 2, 2022	25	November 25, 2022	25
INE860H14Y66	September 6, 2022	100	December 2, 2022	100
INE860H14Y58	September 7, 2022	200	November 25, 2022	200
INE860H14Y66	September 9, 2022	150	December 2, 2022	150
INE860H14Y66	September 16, 2022	400	December 2, 2022	400
INE860H14Y66	September 20, 2022	500	December 2, 2022	500
INE860H14V77	September 20, 2022	400	December 12, 2022	400
INE860H14V77	September 21, 2022	415	December 12, 2022	415
INE860H14V77	September 27, 2022	200	December 12, 2022	200
			TOTAL (A)	6,005

Digitally signed
by Vijay Nawal
Date:
2022.11.10
16:10:56
+05'30'

Digitally signed
by Anirudh Muchhal
Date: 2022.11.10
16:12:03 +05'30'

Aditya Birla Finance Ltd.

(A part of Aditya Birla Capital Ltd.)



ADITYA BIRLA CAPITAL

November 5, 2022

National Stock Exchange of India Limited
Listing Department, Exchange Plaza,
Bandra Kurla Complex, Bandra (E),
Mumbai – 400051.

BSE Limited
P J Towers
Dalal Street, Mumbai -400001
India

Dear Sir/Madam,

Sub: Outcome of Board Meeting under Regulation 51(2) and 52 of Securities and Exchange Board of India (Listing Obligations and Disclosure Requirements) Regulations, 2015

Pursuant to Regulations 51(2) and 52 read with Part B of Schedule III of the Securities and Exchange Board of India (Listing Obligations and Disclosure Requirements) Regulations, 2015 and the Operational Circular issued by SEBI through circular number SEBI/HO/DDHS/P/CIR/2021/613 dated August 10, 2021, as amended, we wish to inform you that the Board of Directors of the Company at its Meeting held today i.e. November 5, 2022, have, inter alia, considered and approved the following:

1. the Unaudited Financial Results of the Company for the second quarter and half year ended September 30, 2022;
2. Revision in aggregate amount of issuance of secured non-convertible debentures (including current outstanding amount) from existing Rs. 45,000 crore to Rs. 60,000 crore.

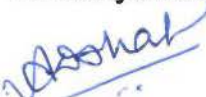
Accordingly, please find enclosed the Unaudited Financial Results for the second quarter and half year ended September 30, 2022 along with Limited Review Report issued by Deloitte Haskins & Sells LLP (Registration No.117366W/W-100018) and M/s. Singhi & Co (Registration No. 302049E), the Joint statutory Auditors of the Company.

The above meeting of the Board of Directors concluded at 01.55 P.M.

The above is for your information, records and dissemination please.

Thanking you,

Yours faithfully,
For Aditya Birla Finance Limited


Ankur Shah
Company Secretary

Encl: As above

Deloitte Haskins & Sells LLP

Chartered Accountants
One International Centre,
Tower 3, 32nd Floor,
Senapati Bapat Marg,
Elphinstone Road (West)
Mumbai, 400 013
Maharashtra, India
Tel: +91 22 6185 4000
Fax: +91 22 6185 4001

Singhi & Co.

Chartered Accountants
B2 402B Marathon Innova, 4th Floor,
Off Ganpatrao Kadam Marg, Lower Parel,
Mumbai 400013
Maharashtra, India
Tel: +91 22 6662 5537

INDEPENDENT AUDITORS' LIMITED REVIEW REPORT ON THE UNAUDITED QUARTER AND SIX MONTHS ENDED FINANCIAL RESULTS PURSUANT TO REGULATION 52 OF THE SEBI (LODR) REGULATIONS, 2015, AS AMENDED

TO THE BOARD OF DIRECTORS OF ADITYA BIRLA FINANCE LIMITED

1. We have reviewed the accompanying Statement of Unaudited Financial Results of **Aditya Birla Finance Limited** (the "Company") for the quarter and six months ended September 30, 2022 (the "Statement") being submitted by the Company pursuant to the requirement of Regulation 52 of the SEBI (Listing Obligations and Disclosure Requirements) Regulations, 2015, as amended.
2. This Statement, which is the responsibility of the Company's Management and approved by the Company's Board of Directors, has been prepared in accordance with the recognition and measurement principles laid down in the Indian Accounting Standard 34 "Interim Financial Reporting" ("Ind AS 34"), prescribed under Section 133 of the Companies Act, 2013 read with relevant rules issued thereunder and other accounting principles generally accepted in India. Our responsibility is to express a conclusion on the Statement based on our review.
3. We conducted our review of the Statement in accordance with the Standard on Review Engagements ("SRE") 2410 "Review of Interim Financial Information Performed by the Independent Auditor of the Entity", issued by the Institute of Chartered Accountants of India ("ICAI"). A review of interim financial information consists of making inquiries, primarily of Company's personnel responsible for financial and accounting matters and applying analytical and other review procedures. A review is substantially less in scope than an audit conducted in accordance with Standards on Auditing specified under Section 143(10) of the Companies Act, 2013 and consequently does not enable us to obtain assurance that we would become aware of all significant matters that might be identified in an audit. Accordingly, we do not express an audit opinion.
4. Based on our review conducted and procedures performed as stated in paragraph 3 above nothing has come to our attention that causes us to believe that the accompanying Statement, prepared in accordance with the recognition and measurement principles laid down in the aforesaid Indian Accounting Standard and other accounting principles generally accepted in India, has not disclosed the information required to be disclosed in terms of Regulation 52 of the SEBI (Listing Obligations and Disclosure Requirements) Regulations, 2015, as amended, including the manner in which it is to be disclosed, or that it contains any material misstatement.



**Deloitte
Haskins & Sells LLP**

Singhi & Co.

5. The Statement includes comparative financial figures of the Company for the quarter and half year ended September 30, 2021, which have been reviewed by one of the joint auditors vide its report dated October 30, 2021 in which that joint auditor has expressed an unmodified conclusion.

The conclusion of the other joint auditor is not modified in respect of this matter.

For Deloitte Haskins & Sells LLP

Chartered Accountants
(Firm's Registration No. 117366W/W-100018)

Sanjiv V. Pilgaonkar
Partner
(Membership No. 039826)



UDIN:22039826BCDEOS2620

Place: Mumbai
Date: November 5, 2022

For Singhi & Co.

Chartered Accountants
(Firm's Registration. No. 302049E)

Amit Hundia
Partner
(Membership No. 120761)



UDIN:22120761BCDSGY2862

Place: Mumbai
Date: November 5, 2022

STATEMENT OF UNAUDITED FINANCIAL RESULTS FOR THE QUARTER AND SIX MONTHS ENDED 30 SEPTEMBER, 2022

(₹ in Lakhs)

Sr. No.	Particulars	Quarter ended			Six Months Ended		Year Ended
		30 Sep, 2022 (Unaudited)	30 Jun, 2022 (Unaudited)	30 Sep, 2021 (Unaudited)	30 Sep, 2022 (Unaudited)	30 Sep, 2021 (Unaudited)	31 Mar, 2022 (Audited)
1	Revenue from operations						
	(a) Interest income	1,74,321.77	1,54,028.26	1,38,935.24	3,28,350.03	2,70,849.68	5,53,128.87
	(b) Dividend income	-	-	-	-	-	285.31
	(c) Fees and commission income	9,922.69	7,986.32	5,006.46	17,909.01	10,472.76	24,880.80
	(d) Net gain/(loss) on fair value changes	(6.60)	(809.36)	(304.79)	(815.96)	62.86	190.62
	Total revenue from operations	1,84,237.86	1,61,205.22	1,43,636.91	3,45,443.08	2,81,385.30	5,78,485.60
2	Other income	726.78	676.09	542.66	1,402.87	1,196.45	1,201.65
3	Total income (1+2)	1,84,964.64	1,61,881.31	1,44,179.57	3,46,845.95	2,82,581.75	5,79,687.25
4	Expenses						
	(a) Finance costs	85,142.68	72,890.48	67,813.08	1,58,033.16	1,34,163.78	2,70,909.59
	(b) Impairment on financial instruments	19,292.65	14,728.96	14,330.64	34,021.61	33,381.31	65,346.00
	(c) Employee benefit expenses	17,592.95	15,148.72	13,019.11	32,741.67	25,153.23	52,072.80
	(d) Depreciation, amortization and impairment	2,004.10	1,840.92	1,686.49	3,845.02	3,179.63	6,835.39
	(e) Other expenses	12,146.56	11,420.46	8,620.67	23,567.02	16,519.07	35,811.83
	Total expenses	1,36,178.94	1,16,029.54	1,05,469.99	2,52,208.48	2,12,397.02	4,30,975.61
5	Profit before exceptional items and tax (3-4)	48,785.70	45,851.77	38,709.58	94,637.47	70,184.73	1,48,711.64
6	Tax expenses						
	(a) Current tax	19,820.44	15,030.00	14,360.00	34,850.44	25,720.00	38,264.50
	(b) Deferred tax expenses (credit)	(6,820.15)	(2,695.02)	(4,518.47)	(9,515.17)	(7,862.44)	(730.52)
	(c) Tax relating to earlier period/year	-	-	14.21	-	14.21	344.60
	Total tax expenses	13,000.29	12,334.98	9,855.74	25,335.27	17,871.77	37,878.58
7	Profit for the period/year (5-6)	35,785.41	33,516.79	28,853.84	69,302.20	52,312.96	1,10,833.06
8	Other comprehensive income (OCI)						
	(a) Items that will not be reclassified to profit and loss						
	Re-measurement profit/(loss) on defined benefit plans	46.81	279.69	76.48	326.50	261.81	531.55
	Income tax effect of above	(11.78)	(70.39)	(19.25)	(82.17)	(65.89)	(133.78)
	Gain/(loss) on investments	73.47	-	24.22	73.47	24.22	24.22
	Income tax effect of above	(18.49)	-	(6.10)	(18.49)	(6.10)	(6.10)
	(b) Items that will be reclassified to profit and loss						
	Fair value change on derivatives designated as cash flow hedge	(289.38)	418.22	579.54	128.84	523.78	2,578.79
	Income tax effect of above	72.83	(105.26)	(145.85)	(32.43)	(131.82)	(649.03)
	Total other comprehensive income	(126.54)	522.26	509.04	395.72	606.00	2,345.65
9	Total comprehensive income for the period/year (7+8)	35,658.87	34,039.05	29,362.88	69,697.92	52,918.96	1,13,178.71
10	Paid up equity share capital (Face value of ₹ 10 each)	66,210.08	66,210.08	66,210.08	66,210.08	66,210.08	66,210.08
11	Reserve excluding revaluation reserve						9,19,831.90
12	Basic/diluted earnings per share (in ₹)	5.41	5.06	4.36	10.47	7.90	16.74
	(Not annualised except for year ended 31 March, 2022)						



ADITYA BIRLA FINANCE LIMITED
 Website : www.adityabirlafinance.com
 Regd office: Indian Rayon Compound, Veraval Gujarat, 362266
 Corporate office: One World Centre, Tower 1 C, 18th Floor, Elphinstone Road, Mumbai 400 013
 Tel.: 91-22-43567100 Fax: 91-22-43567265
 CIN : U65990GJ1991PLC064603

Note:

1. Statement of Assets and Liabilities as at 30 September, 2022

(₹ in Lakhs)		
Particulars	As at 30 Sep, 2022 (Unaudited)	As at 31 Mar, 2022 (Audited)
I ASSETS		
1 Financial assets		
(a) Cash and cash equivalents	1,17,758.39	59,571.14
(b) Bank balance other than included in (a) above	3,436.89	9,681.37
(c) Derivative financial instruments	5.06	19.02
(d) Receivables		
(I) Trade receivables	5,089.99	1,243.96
(II) Other receivables	-	-
(e) Loans	63,63,295.06	53,60,746.02
(f) Investments	1,41,238.75	1,69,403.56
(g) Other financial assets	4,636.93	5,361.81
	66,35,461.07	56,06,026.88
2 Non-financial assets		
(a) Current tax assets (net)	34,331.75	34,239.10
(b) Deferred tax assets (net)	35,336.99	25,954.92
(c) Property, plant and equipment	3,357.92	1,881.37
(d) Right of use lease assets	11,263.09	12,187.33
(e) Intangible assets under development	1,037.75	1,089.05
(f) Other intangible assets	6,186.50	7,008.52
(g) Other non-financial assets	7,697.67	8,533.26
	99,211.67	90,893.55
Total assets	67,34,672.74	56,96,920.43
II LIABILITIES AND EQUITY		
Liabilities		
1 Financial liabilities		
(a) Derivative financial instruments	6,877.81	7,799.24
(b) Payables		
(I) Trade payables		
(i) total outstanding dues of micro enterprises and small enterprises	47.14	696.87
(ii) total outstanding dues of creditors other than micro enterprises and small enterprises	46,107.67	23,524.76
(II) Other payables		
(i) total outstanding dues of micro enterprises and small enterprises	-	-
(ii) total outstanding dues of creditors other than micro enterprises and small enterprises	-	-
(c) Debt securities	19,22,237.17	15,78,125.70
(d) Borrowings (other than debt securities)	33,75,931.46	27,71,715.04
(e) Subordinated liabilities	2,42,853.11	2,48,733.99
(f) Lease liability	12,138.04	12,910.38
(g) Other financial liabilities	46,618.10	47,013.29
	56,52,810.50	46,90,519.27
2 Non-financial liabilities		
(a) Current tax liabilities (Net)	7,989.72	1,513.10
(b) Provisions	9,080.99	10,421.69
(c) Other non-financial liabilities	9,051.62	8,424.39
	26,122.33	20,359.18
Equity		
(a) Equity share capital	66,210.08	66,210.08
(b) Other equity	9,89,529.83	9,19,831.90
	10,55,739.91	9,86,041.98
Total liabilities and equity	67,34,672.74	56,96,920.43



Note:

2. Cash flows statement for the six months ended 30 September, 2022

(₹ in Lakhs)

Particulars	Six months ended 30 Sep, 2022 (Unaudited)	Six months ended 30 Sep, 2021 (Unaudited)
Operating activities		
Profit before tax	94,637.47	70,184.73
Adjustments for reconcile profit before tax to net cash flow:		
Depreciation/amortisation and impairment	3,845.02	3,179.63
Impairment on financial instruments	34,021.61	33,381.31
Interest on deposit with banks	(182.19)	-
Net (gain)/loss on fair value changes	815.96	(62.86)
(Gain)/loss on sale of property, plant and equipment	1.03	(0.46)
Interest income on investment	(5,919.95)	(2,592.59)
Finance cost on lease liability	429.55	450.29
Profit on surrender of lease liability/income from rent concession	(77.83)	(159.86)
Operating Profit before working capital changes	1,27,570.67	1,04,380.19
Adjustment for working capital changes		
(Increase)/decrease in loans	(10,36,612.41)	43,535.44
(Increase) in trade receivables	(3,804.27)	(992.02)
Decrease/(increase) in other financial assets	684.57	(30,414.08)
Decrease in other non-financial assets	1,227.67	1,064.09
Increase in trade payables	21,933.18	2,645.32
(Decrease) in other financial liabilities	(22,062.14)	(23,198.00)
(Decrease)/increase in provisions	(1,014.20)	2,244.21
Increase/(decrease) in other non-financial liabilities	627.23	(843.12)
	(9,11,449.70)	98,422.03
Income taxes paid (Net)	(28,466.47)	(23,658.68)
Net cash flow from/(used in) operating activities	(9,39,916.17)	74,763.35
Investing activities		
Purchase of intangible assets including assets under development	(1,012.38)	(1,826.39)
Proceeds from sale of property, plant and equipment	66.22	66.62
Purchase of property, plant and equipment	(2,603.54)	(420.93)
Proceeds from sale of long term investments	693.99	375.69
Purchase of long term investments	(14.68)	-
Net (purchase)/sale of short term investments	27,102.11	2,749.68
Interest received on deposit with banks	158.11	-
Deposit placed during the period	6,268.56	(6,595.00)
Interest received on investment	5,566.47	2,595.23
Net cash flow from/(used in) investing activities	36,224.86	(3,055.10)
Financing activities		
Proceeds from long term borrowings	12,75,730.00	5,05,563.49
Repayment of long term borrowings	(6,57,301.39)	(5,51,936.00)
Short-term borrowings (Net)	3,44,901.11	(81,843.84)
Lease payments	(1,451.16)	(1,446.18)
Net cash flow from/(used in) financing activities	9,61,878.56	(1,29,662.53)
Net increase/(decrease) in cash and cash equivalents	58,187.25	(57,954.28)
Cash and cash equivalents at beginning of the period	59,571.14	1,51,098.56
Cash and cash equivalents at the end of the period	1,17,758.39	93,144.28
Components of cash and cash equivalents		
Balance with banks		
In current accounts	1,17,758.39	93,144.28
Total cash and cash equivalents	1,17,758.39	93,144.28
Cash Flow from Operations includes:		
Interest received	3,08,670.91	2,54,980.24
Interest paid	1,77,616.60	1,71,455.03



ADITYA BIRLA FINANCE LIMITED
Website : www.adityabirlafinance.com
Regd office: Indian Rayon Compound, Veraval Gujarat, 362266
Corporate office: One World Centre, Tower 1 C, 18th Floor, Elphinstone Road, Mumbai 400 013
Tel.: 91-22-43567100 Fax: 91-22-43567265

Notes 2: Cash flows statement for the six months ended 30 September, 2022 (continued)

Additional disclosure pursuant to Ind AS 7		
Particulars	Six months ended 30 Sep, 2022 (Unaudited)	Six months ended 30 Sep, 2021 (Unaudited)
Opening balance of Debt securities, borrowings (other than debt securities) and subordinated liabilities	45,98,574.73	41,21,518.38
Cash flow	9,63,329.72	(1,28,216.35)
Fair value adjustment	(869.72)	2,932.82
Interest accrued on borrowings	(20,012.99)	(37,291.25)
Closing balance of Debt securities, borrowings (other than debt securities) and subordinated liabilities	55,41,021.74	39,58,943.60



- 3 The above financial results have been reviewed by the Audit Committee and approved by the Board of Directors at their respective meetings, held on 05 November, 2022. The Joint Statutory Auditors of the Company have carried out review of the aforesaid result for the quarter and six months ended 30 September, 2022.
- 4 These financial results have been prepared in accordance with the requirement of Regulation 52 of the SEBI (Listing Obligations and Disclosure Requirements) Regulations 2015, as amended.
- 5 These financial results have been prepared in accordance with the recognition and measurement principles of Indian Accounting Standard ("Ind AS") prescribed under section 133 of the Companies Act 2013 (the "Act") read with relevant rules issued thereunder and the other accounting principles generally accepted in India.
- 6 Operating business segment results are reviewed regularly by the Company's Chief Operating Decision Maker to make decisions about resources to be allocated to the segments and assess their performance. Business segment is the primary segment comprising of 'Financing activity'. As the Company operates only in a single business segment, no segment information thereof is given as required under Ind AS 108. The Company has its operations within India and all revenue is generated within India.
- 7 Disclosure in terms of RBI Circular - RBI/2020-21/16 DOR.No.BP.BC/3/21.04.048/2020-21 dated 06 August, 2020; RBI/2021-22/31 DOR.STR.REC.11/21.04.048/2021-22 dated 05 May, 2021.

(₹ in Lakhs)					
Type of borrower	(A) Exposure to accounts classified as Standard consequent to implementation of resolution plan – Position as at the end of the previous half-year i.e 31 March, 2022	(B) Of (A), aggregate debt that slipped into NPA during the half-year	(C) Of (A) amount written off during the half-year	(D) Of (A) amount paid by the borrowers during the half-year**	(E) Exposure to accounts classified as Standard consequent to implementation of resolution plan – Position as at the end of this half-year i.e. 30 September, 2022
Personal loans	12,915.61	762.07	539.06	1,878.42	9,736.06
Corporate persons*	22,311.72	4,317.92	671.01	2,052.52	15,270.27
Of which MSMEs	22,200.22	4,317.92	671.01	1,941.03	15,270.27
Others	1,755.37	-	-	42.81	1,712.56
Total	36,982.70	5,079.99	1,210.07	3,973.75	26,718.89

* As defined in Section 3(7) of the Insolvency and Bankruptcy Code, 2016

**Amount paid by the borrower during the half year is net of interest capitalised.

- 8 RBI vide Circular dated 12 November, 2021 - "Prudential norms on Income Recognition, Asset Classification and Provisioning pertaining to Advances Clarifications" (IRACP) has clarified/harmonized certain aspects of extant regulatory guidelines with a view to ensuring uniformity in the implementation of IRACP norms across all lending institutions. The Company has taken necessary steps to comply with the norms/changes for regulatory reporting, with effect from 01 October, 2022 as clarified vide circular dated 15 February, 2022. Such clarifications/harmonization has no impact on the financial results for the quarter and six months ended 30 September, 2022. .
- 9 Disclosures pursuant to Master Direction — Reserve Bank of India (Transfer of Loan Exposures) Directions, 2021 in terms of RBI circular RBI/DOR/2021-22/86 DOR.STR. REC. 51/21.04.048/2021-22 dated 24 September, 2021.

(a)(i) Details of Loans not in default that are acquired during the six months ended 30 September, 2022.

Count of loan account acquired	22195
Amount of loan account acquired (₹ In Lakhs)	1,03,044.72
Weighted average maturity (Residual maturity) (In months)	100
Weighted average holding period (Upto date of acquisition) (In months)	11
Retention of beneficial economic interest (MRR of assignor)*	3.39%
Coverage of tangible security *	73%
Rating wise distribution of loans acquired by value	
A(SO)	7.92%
A	9.70%
A-	33.92%
BBB+	4.06%
BBB-	7.28%
Unrated	37.12%

* Ratio is computed basis weighted average of loans acquired.

(a)(ii) Details of Loans not in default that are transferred during the six months ended 30 September, 2022 : Nil

(b) Details of stressed loans transferred during the the six months ended 30 September, 2022 : Nil



ADITYA BIRLA FINANCE LIMITED

Website : www.adityabirlafinance.com

Regd office: Indian Rayon Compound, Veraval Gujarat, 362266


Corporate office: One World Centre, Tower 1 C, 18th Floor, Elphinstone Road, Mumbai 400 013 Tel.: 91-22-43567100 Fax: 91-22-43567265

CIN : U65990GJ1991PLC064603

- 10 The Reserve Bank of India vide its press release dated 30 September, 2022 has categorised the Company in the Upper layer under Scale Based Regulation (SBR) for NBFCs. The Company is taking necessary steps in complying with the requirements of SBR as applicable.
- 11 Disclosure in compliance with Regulations 52(4) of the SEBI (Listing Obligations and Disclosure Requirements) Regulations, 2015, for the six months ended 30 September, 2022 is attached as Annexure 1.
- 12 The figures for the quarter ended 30 September, 2022 & 30 September, 2021 are the balancing figure between unaudited year to date figures and upto three months ended 30 June, 2022 & 30 June, 2021 respectively.

Place : Mumbai

Date: 05 November, 2022


Rakesh Singh

Managing Director and Chief Executive Officer
(DIN - 07006067)



Annexure 1 : Disclosure in compliance with Regulations 52(4) of the SEBI (Listing Obligations and Disclosure Requirements) Regulations, 2015 as amended, for the six months ended 30 September, 2022.

Sr No.	Particulars	Ratios
1	Debt-equity ratio (No. of times)	5.25
2	Debt service coverage ratio*	NA
3	Interest service coverage ratio*	NA
4	Outstanding redeemable preference shares (No. of shares)	Nil
5	Capital redemption reserve (₹ In lakhs)	1,000.00
6	Debenture redemption reserve (₹ In lakhs)	Nil
7	Net worth (₹ In lakhs)	10,55,739.91
8	Net Profit after tax (₹ In lakhs)	69,302.20
9	Earnings per share (not annualised) Basic and diluted (In ₹)	10.47
10	Current ratio*	NA
11	Long term debt to working capital*	NA
12	Bad debts to Account receivable ratio*	NA
13	Current liability ratio*	NA
14	Total debts to total assets (No. of times)	0.82
15	Inventory turnover*	NA
16	Debtors turnover*	NA
17	Operating margin (%)*	NA
18	Net profit margin (%)	20.06%
19	Paid up Equity Share Capital (Face Value of ₹ 10/- each)	66,210.08
20	Reserve excluding Revaluation Reserve (₹ In lakhs)	9,89,529.83
21	Securities Premium Account (₹ In lakhs)	3,63,738.29
Sector specific equivalent ratios:		
22	Capital Adequacy Ratio (%)	19.00%
23	Liquidity coverage ratio (%)	86.64%
24	Expected Credit Loss (ECL) Ratios	
	(a) Amount of Gross Stage 3 Assets (₹ In lakhs)	2,29,362.56
	(b) Amount of Net Stage 3 Assets (₹ In lakhs)	1,30,602.85
	(c) Gross Stage 3 (%)	3.53%
	(d) Net Stage 3 (%)	2.04%

Notes :

- Debt-equity ratio = (Debt securities + Borrowings (other than debt securities) + Subordinated liabilities)/Net worth.
- *The Company is a Non-Banking Financial Company registered under the Reserve Bank of India Act, 1934 hence these ratios are not applicable.
- Total Debts to Total assets = (Debt securities+ Borrowings (other than debt securities) + Subordinated liabilities)/total assets.
- Net profit margin= Net profit after tax/Total revenue from operations.
- Net worth = Equity share capital + Other equity.
- Capital to risk-weighted assets ratio and Liquidity coverage ratio, are calculated as per the RBI guidelines.
- As per Reg. 54 of the SEBI (LODR) Regulations, 2015, the Company at all times maintains 100% asset cover as per the terms of the Offer Document/Information Memorandum and the Debenture Trust deed, sufficient to discharge its liabilities for the Non-convertible debt securities issued, by way of pari passu charge over its immovable property and on all current & future receivables and monies receivables thereunder and future current assets except the ECLGS loans amounting to Rs. 50,004.00 lakhs charged in favour of Deutsche Bank. The security cover available for the outstanding non-convertible debt securities is 2.24 times.



Related party transactions for six months ended as on 30th September 2022											₹ In Lakhs				
Sr. No.	Details of the party (listed entity /subsidiary) entering into the transaction	Details of the counterparty		Type of related party transaction	Value of the related Party transaction as approved by the audit committee (F.Y.2022-2023)	Value of transaction during the reporting period for half year ended 30th September 2022)	In case monies are due to either party as a result of the transaction		Details of the loans, inter-corporate deposits, advances or investments						
		Name	Relationship of the counterparty with the listed entity or its subsidiary				Opening balance(as on 1st April 2022)	Closing balance(as on 30th September 2022)	Nature (loan/ advance/ inter-corporate deposit/ investment)	Interest Rate (%)	Tenure	Secured/ unsecured	Purpose for which the funds will be utilised by the ultimate recipient of funds (end-usage)		
1	Aditya Birla Finance Limited	Aditya Birla Capital Limited	Holding Company	Recovery of expenses for employee and administrative cost	25.00	7.87	-	-	-	-	-	-	Not Applicable		
				Reimbursement of employee & administrative expenses	6,500.00	1,614.71	(362.45)	(275.81)	-	-	-	-	Not Applicable		
				Equity Share Investment (including share premium)	-	-	(3,87,306.16)	(3,87,306.16)	-	-	-	-	Not Applicable		
2	Aditya Birla Finance Limited	Aditya Birla ARC Limited	Fellow Subsidiary Company	Recovery of expenses for employee and administrative cost	200.00	10.02	-	-	-	-	-	-	Not Applicable		
				Sale of Fixed assets	50.00	0.65	-	-	-	-	-	-	Not Applicable		
				Recovery of expenses for employee and administrative cost	12.00	2.93	-	-	-	-	-	-	Not Applicable		
3	Aditya Birla Finance Limited	Aditya Birla Capital Technology Services Limited	Fellow Subsidiary Company	Reimbursement of employee cost & administrative expenses	25.00	3.72	-	-	-	-	-	-	Not Applicable		
				Prepaid Expenses	-	-	3.77	39.98	-	-	-	-	Not Applicable		
				Software/IT related expenses	250.00	341.97	(100.96)	(23.75)	-	-	-	-	Not Applicable		
4	Aditya Birla Finance Limited	Aditya Birla Capital Foundation	Group company (not for profit- Sec. 8 company)	contributions towards CSR activities	2,250.00	1,535.40	-	-	-	-	-	-	Not Applicable		
				Recovery of expenses for employee and administrative cost	275.00	261.62	-	-	-	-	-	-	Not Applicable		
5	Aditya Birla Finance Limited	Aditya Birla Financial Shared Services Limited	Fellow Subsidiary Company	Prepaid Expenses	-	-	85.39	171.48	-	-	-	-	Not Applicable		
				Reimbursement of employee & administrative expenses	3,200.00	1,698.40	(241.07)	(116.90)	-	-	-	-	Not Applicable		
				Reimbursement of employee cost & administrative expenses	25.00	2.16	(3.03)	-	-	-	-	-	Not Applicable		
				Recovery of expenses for employee and administrative cost	57.50	29.68	-	32.49	-	-	-	-	Not Applicable		
6	Aditya Birla Finance Limited	Aditya Birla Health Insurance Company Limited	Fellow Subsidiary Company	MF/ED Commission Received on Behalf of investment done by Related Party	10.00	1.14	-	-	-	-	-	-	Not Applicable		
				Security Deposit Placed	100.00	1.59	-	1.59	-	-	-	-	Not Applicable		
				Security Deposit Received	100.00	21.69	-	(21.69)	-	-	-	-	Not Applicable		
				Recovery of expenses for employee cost, administrative cost	1,500.00	691.75	362.92	297.54	-	-	-	-	Not Applicable		
				Reimbursement of employee & administrative expenses	600.00	142.22	-	-	-	-	-	-	Not Applicable		
				Security Deposit Received	100.00	30.28	-	(30.28)	-	-	-	-	Not Applicable		
8	Aditya Birla Finance Limited	Aditya Birla Insurance Brokers Limited	Fellow Subsidiary Company	Recovery of expenses for employee and administrative cost	85.00	4.02	-	-	-	-	-	-	Not Applicable		
				Reimbursement of administrative expenses, employee Cost	25.00	-	(11.17)	(8.86)	-	-	-	-	Not Applicable		
9	Aditya Birla Finance Limited	Aditya Birla Management Corporation Private Limited	Entity in which KMP of parent company is interested	Reimbursement of Business Support Expenses	3,500.00	1,779.02	(751.16)	(429.60)	-	-	-	-	Not Applicable		
				Security Deposit Placed	500.00	615.12	615.12	615.12	-	-	-	-	Not Applicable		
				Recovery of expenses for employee and administrative cost	150.00	113.06	-	-	-	-	-	-	Not Applicable		
10	Aditya Birla Finance Limited	Aditya Birla Money Insurance Advisory Services Limited	Fellow Subsidiary Company	Service Charges	1,500.00	556.05	(461.31)	(257.04)	-	-	-	-	Not Applicable		
				Brokerage Income - Referral fees/PMS/Management fees	1,000.00	210.05	182.09	198.22	-	-	-	-	Not Applicable		
				Recovery of expenses for employee and administrative cost	50.00	21.17	-	-	-	-	-	-	Not Applicable		
				Reimbursement of employee cost & administrative expenses	300.00	92.04	-	-	-	-	-	-	Not Applicable		
				Security Deposit Received	100.00	9.93	-	(9.93)	-	-	-	-	Not Applicable		
				Reimbursement of Custodian charges, Brokerage Expenses	400.00	1.44	-	-	-	-	-	-	Not Applicable		
12	Aditya Birla Finance Limited	Aditya Birla Money Mart Limited	Fellow Subsidiary Company	Recovery of expenses for employee and administrative cost	50.00	3.86	-	-	-	-	-	-	Not Applicable		
13	Aditya Birla Finance Limited	Aditya Birla Stressed Asset AMC Private Limited	Fellow Subsidiary Company	Recovery of expenses for employee and administrative cost	25.00	1.93	-	-	-	-	-	-	Not Applicable		
14	Aditya Birla Finance Limited	Aditya Birla Special Situations Fund - I (Managed by Aditya Birla Stressed Asset AMC Private Limited)	Fellow Subsidiary Company	Investment/Redemption in Aditya Birla Special Situations Fund - I	100.00	26.14	28.94	43.61	Investment	15.02%	18 years	Unsecured	Investment		
				Recovery of expenses for employee and administrative cost	150.00	138.40	-	6.56	-	-	-	-	Not Applicable		
				Interest expenses on NCD and Sub Debt	3,000.00	648.26	(966.86)	(324.11)	-	-	-	-	Not Applicable		
				Reimbursement of employee cost & administrative expenses	500.00	305.17	(2.97)	-	-	-	-	-	Not Applicable		
				Issue of Non Convertible Debentures and Sub Debt	50,000.00	-	(14,500.00)	(14,500.00)	-	-	-	-	Not Applicable		
				Purchase of Fixed assets	75.00	25.01	-	-	-	-	-	-	Not Applicable		
				Security Deposit Placed	200.00	38.38	94.60	132.97	-	-	-	-	Not Applicable		
				Security Deposit Received	100.00	54.67	-	(54.67)	-	-	-	-	Not Applicable		
				Recovery of expenses for employee and administrative cost	50.00	38.44	-	15.55	-	-	-	-	Not Applicable		
				Brokerage Income - Referral fees/PMS	1,000.00	49.55	-	-	-	-	-	-	Not Applicable		
				Reimbursement of employee cost & administrative expenses	125.00	84.89	(160.60)	-	-	-	-	-	Not Applicable		
				Security Deposit Received	100.00	13.98	-	(13.98)	-	-	-	-	Not Applicable		
				Security Deposit Placed	-	-	-	120.00	-	-	-	-	Not Applicable		
17	Aditya Birla Finance Limited	Aditya Birla Wellness Private Limited	Fellow Subsidiary Company	Recovery of expenses for employee and administrative cost	25.00	3.62	0.04	-	-	-	-	-	Not Applicable		
				Reimbursement of employee cost & administrative expenses	25.00	20.84	-	(20.85)	-	-	-	-	Not Applicable		
18	Aditya Birla Finance Limited	Ashwani Kumar Puri	Independent Director	Fees Received for Mutual Fund Transaction	8.00	6.78	-	-	-	-	-	-	Not Applicable		
19	Aditya Birla Finance Limited	Grasim Industries Limited	Ultimate Holding Company	MF/ED Commission Received on Behalf of investment done by Related Party	50.00	18.53	-	-	-	-	-	-	Not Applicable		
20	Aditya Birla Finance Limited	Ultratech Cement Limited	Subsidiary of Ultimate Holding Company	MF/ED Commission Received on Behalf of investment done by Related Party	20.00	9.21	-	-	-	-	-	-	Not Applicable		
				Interest on loan given	500.00	182.32	-	-	-	-	-	-	Not Applicable		
21	Aditya Birla Finance Limited	Waxax Energy Private Limited	Subsidiary of Ultimate Holding Company	Loan given	6,160.00	-	4,356.58	4,256.38	Term Loan	8.40%	15 years	Secured	Project Finance		
				Repayment of Loan	-	100.20	-	-	-	-	-	-	Not Applicable		
				MF/ED Commission Received on Behalf of investment done by Related Party	10.00	2.10	-	-	-	-	-	-	Not Applicable		
22	Aditya Birla Finance Limited	Anahita Singh(Director's relative)	Director's relative	Scholarship Expenses	23.81	23.81	-	-	-	-	-	-	Not Applicable		
23	Aditya Birla Finance Limited	Mr. Rakesh Singh (MD & CEO)	KMP	Remuneration	-	1,205.51	-	-	-	-	-	-	Not Applicable		
24	Aditya Birla Finance Limited	Mr. Tushar Shah (Appointed as CEO-PFSG w.e.f. 08 October, 2023)	KMP	Remuneration	-	356.64	-	-	-	-	-	-	Not Applicable		
25	Aditya Birla Finance Limited	Mr. Pradeep Kumar Agrawal (CFO) (DOI 07/10/2023)	KMP	Remuneration	-	151.51	-	-	-	-	-	-	Not Applicable		
26	Aditya Birla Finance Limited	Mr. Ankur Deepak Bhai Shah (CS)	KMP	Remuneration	-	52.79	-	-	-	-	-	-	Not Applicable		



1. **ASSET LIABILITY MANAGEMENT (ALM) DISCLOSURES AS MENTIONED IN SEBI CIRCULAR NO. CIR/IMD/DF/ 12 /2014 DATED JUNE 17, 2014 AND CIRCULAR NO. CIR/IMD/DF/6/2015 DATED SEPTEMBER 15, 2015**

Details of overall lending by our Company as of March 31, 2022

A. Type of loans:

The detailed break-up of the type of loans and advances including bills receivables given by our Company as on March 31, 2022 is as follows:

		(Rs. in crs)
S. No.	Type of Loans	Amount
1.	Secured	41,142.04
2.	Unsecured	13,540.24
	Less: Impairment Loss Allowance	(1,074.83)
Total		53,607.46

B. Denomination of loans outstanding by LTV* as on March 31, 2022

Sl. No.	LTV	Percentage of AUM
1.	Upto 40%	16.43%
2.	40%-50%	7.76%
3.	50%-60%	7.20%
4.	60%-70%	8.61%
5.	70%-80%	6.77%
6.	80%-90%	2.70%
7.	Above 90%	50.53%
	Total	100.00%

C. Sectoral Exposure as on March 31, 2022

Sr No	Segment wise Breakup of AUM	AUM (Distribution %)
1	Retail	61%
A	Mortgages (HL & LAP)	24%
B	Gold Loans	-
C	Vehicle Finance	-
D	MFI	-
E	MSME	-
F	Capital Market Funding (LAS, MTF)	3%
G	Others	33%
2	Wholesale	39%
A	Infrastructure	20%
B	Real Estate (Including Builder Loan)	6%
C	Promoter Funding	3%
D	Any other Sector (as applicable)	10%
E	Others	1%
	Total	100%

D. Denomination of loans outstanding by ticket size as on March 31, 2022:

Sl. No.	Ticket size (in ₹)	Percentage of AUM
1.	Upto 2 Lakhs	2.64%
2.	2 to 5 Lakhs	3.37%
3.	5 to 10 Lakhs	2.99%
4.	10 to 25 Lakhs	5.53%
5.	25 to 50 Lakhs	3.85%
6.	50 lakh-1 Crores	3.54%
7.	1 - 5 Crores	14.63%
8.	5 - 25 Crores	20.79%
9.	25 - 100 Crores	25.98%
10.	Above 100 Crores	16.67%
Total		100.00%

E. Geographical classification of borrowers as on March 31, 2022:

S. No.	Top 5 States / UT	Percentage of AUM (March 31, 2022)
1.	Maharashtra	44.46%
2.	Delhi	18.00%
3.	Karnataka	7.91%
4.	Telangana	6.68%
5.	Tamil Nadu	6.56%
Total		83.60%

**F. (a) Details of top 20 borrowers with respect to concentration of advances as on March 31, 2022:
(Rs. in crs)**

Particulars	Amount
Total advances to twenty largest borrowers	4,791.74
Percentage of advances to twenty largest borrowers to total advances to our Company	8.76%

**(b) Details of top 20 borrowers with respect to concentration of exposure as on March 31, 2022:
(Rs. in crs)**

Particulars	Amount
Total exposure to twenty largest borrowers	4,828.45
Percentage of exposure to twenty largest borrowers to total exposure to our Company	8.56%

G. Details of loans overdue and classified as non-performing in accordance with RBI's guidelines as on March 31, 2022:

1. Movement of Gross NPAs

(Rs. in crs)

Sl. No.	Particulars	Amount
1.	Opening balance	1,422.47
2.	Additions during the year	1,185.99
3.	Reductions during the year	(652.42)
4.	Closing balance	1,956.03

2. Movement of provisions for NPAs (excluding provisions on standard assets)

(Rs. in crs)

Sl. No.	Particulars	Amount
1.	Opening balance	589.96
2.	Provisions made during the year	596.90
3.	Write-off / write-back of excess provisions	(413.96)
4.	Closing balance	772.89

3. Segment-wise gross NPA as on March 31, 2022: (complete)

Sr No	Segment wise Breakup of Gross NPA	GNPA %
1	Retail	2.68%
A	Mortgages (HL & LAP)	1.96%
B	Gold Loans	-
C	Vehicle Finance	-
D	MFI	-
E	MSME	-
F	Capital Market Funding (LAS, MTF)	5.39%
G	Others	2.95%
2	Wholesale	3.98%
A	Infrastructure	4.89%
B	Real Estate (Including Builder Loan)	-
C	Promoter Funding	-
D	Any other Sector (as applicable)	5.49%
E	Others	-
	Total	3.19%

H. Residual/ Asset Liability Management Maturity pattern of certain items of Assets and Liabilities (As of March 31, 2022)

(As of March 31, 2022) – RBI format

(Rs. in crs)

Particulars	1 to 7 days	8 to 14 days	15 day to 30 days	Over 1 month and up to 2 months	Over 2 months and up to 3 months	Over 3 months and up to 6 months	Over 6 months and up to 1 year	Over 1 year and up to 3 years	Over 3 years and up to 5 years	Over 5 years	Total
Deposits	-	-	-	135.32	66.62	9.23	211.40	353.88	966.64	743.75	2,486.83
Advances**	83,784.56	12,876.43	47,057.64	1,16,252.21	1,37,157.41	2,01,516.45	7,85,802.36	11,32,784.79	7,38,434.62	15,04,076.89	47,59,743.36
Investments	-	-	-	15,420.71	56,892.50	-	-	4,427.17	2,122.34	428.19	79,290.90
Borrowings*	3,417.26	2,750.87	2,79,762.80	2,30,324.96	1,69,342.02	2,72,393.39	6,10,670.70	16,42,295.00	4,51,215.49	4,59,345.89	41,21,518.38
Foreign Currency Assets	-	-	-	-	-	-	-	-	-	-	-
Foreign Currency Liabilities (also included in borrowings above)	-	-	-	84.34	-	57.89	-	1,46,974.50	-	-	1,47,116.73

- I. Our Company has not provided any loans/advances to associates, entities/person relating to the board, senior management, Promoter except as provided for in the chapter titled “Related Party Transaction” in the Annual report of the Company (as on March 31, 2022).**

Onward lending to borrowers forming part of the “Group” as defined by RBI:

Name of the Borrower (A)	Amount of advances / exposures to such Borrower (Group) (₹ in Crore)	Percentage of exposure (C) = B/Total AUM
Waacox Energy Pvt Ltd	43.57	0.08%
Total	43.57	0.08%

2. Any change in promoter's holdings in NBFCs during the last financial year beyond a particular threshold. At present, RBI has prescribed such a threshold level at 26% - **Nil**

3. Credit policy:

The credit policy of our Company, is the principal document for the credit operations of our Company, duly approved by the Board of Directors and serves as the guiding document of our Company. The broad objectives of the credit policy is to ensure efficient delivery of credit with focus on asset growth and quality along with continuous growth of loan assets which remains performing and standard at all times. The credit policy interalia provides indicative guidelines specifying the measures to be taken for improving the credit delivery and customer satisfaction and to strengthen the risk management systems for appropriate pricing of credit risks and ensure close monitoring of the credit portfolio. The credit policy of our Company as also prescribes measures to prevent fresh slippages into NPAs along with various functionaries to innovate and evolve competitive products based on market requirements and also to suit our Company's risk appetite. While our Company has been making efforts towards the risk management practices on an on-going basis, the credit policy emphasizes on initiating a paradigm transition towards a completely integrated risk management system.

The Credit Risk Management of our Company focuses on identification, measuring monitoring and managing the assumed risks which interalia includes a documented loan policy /product program(s), robust approval mechanism, effective loan administration in order to ensure overdue management and bad asset detection and remediation, loan review mechanism and portfolio management tool to manage portfolio level risks. Our Company also relies upon formal and conventional risk assessment viz the capacity and willingness of borrowers to repay and dependence primarily on cash flows for repayment with security taken to provide a secondary source of repayment, depending on respective product programs.

The management of credit risk is undertaken at three levels, namely –

1. Strategic or portfolio level, so as to ensure that no single event can have any significant adverse impact. Portfolio performance by way of collections and delinquencies are continuously monitored
2. monitored through regular portfolio MIS analysis.
3. Established and market-benchmarked credit policy, wherein modifications/refinements to individual programmes are made whenever considered necessary or appropriate.
4. Reliance on the competency of staff to identify and make sound credit decisions.

The Risk Management Group (RMG) of our Company ensures that the loan portfolio in our Company is strictly in line with this credit policy and is always in compliance with all internal policies and regulatory guidelines with on-going improvement of the credit processes. It also tracks relevant sectors/industry and assess key industry risks on an on-going basis along with carrying detailed credit analysis and providing independent opinion to sanctioning committees which ensure that all risks are clearly identified and steps to mitigate are set out and adhered to. Our Company also does portfolio monitoring and portfolio “stress-testing” including proactively reviewing the portfolio based on market conditions and take corrective actions when such portfolio triggers are breached. The RMG also builds a robust ongoing credit coverage discipline on individual borrowers or a group of borrowers, as applicable to each business segment. Further, the RMG also facilitates setting up a Company-wide de-dupe repository and comprehensive defaulters' list and the same is updated at regular intervals.

Any new product or variant of an existing product or review of any existing product is presented to the product approval committee in the form of a product program note, which is as per the format stipulated from time to time. The product program interalia covers the following areas/subjects – product objective, product/program limit, target category of customers, target market which covers business models prevalent in the target market/customers, specific characteristics of the target market/target customers, specific characteristics of the target markets/customers which

have a bearing on risk assessment, defined geographies, borrower profiles, etc. and product features along with methodology for assessment of limits/loan amounts with approval matrix and deviation approval matrix with security and monitoring/MIS/overdues/reporting of irregularities with portfolio controls and diversification/delinquency rates and portfolio triggers and risk containment measures.

The credit assessment/appraisal process and guidelines are kept in view before a credit facility is approved/renewed and all the credit proposals are rigorously appraised. The credit appraisal process interalia involves an in-depth study of the industry, financial, commercial, technical and managerial aspects of the borrower as warranted by the product program. The Risk Management Group of our Company independently carries out an in-depth credit analysis and market checks of the company/obligor/counterparties/guarantor/promoter/group companies/related parties and provides independent opinion on all the aspects as warranted by the product program. Appropriate credit filters are also designed to weed out cases with weak credit profile and filters are never a proxy to in-depth credit analysis and market reference checks. Each credit proposals are prepared in an appropriate format and placed before the appropriate sanctioning authority. Credit appraisal format are as per the format in respective product program along with guidance notes. De-dupe is carried out as a best practice to check if the Borrower is already having a relationship with the Company. Our Company also obtains information from multiple lenders/bankers so as to stay updated on Borrower's credit health and account conduct with various lenders. Our Company also obtains independent opinion from various sources, including, from the existing bankers/lenders in respect of all new borrowers/parties to the loan on a "best-effort" basis, which are recorded along with reference checks. Our Company uses prudent assessment criteria, such that our Company avoids taking up/financing a majority part of borrowers' credit needs. Suitable methodologies are developed and used by our Company-RMG to assess the risks in structured transactions, including vetting the transactions structure by legal group of our Company. The Risk Management Group also articulates the key risks in any structured transactions including operational/transactional risks, legal risks, compliance risks, market risks, reputation risks, etc. and suggest suitable mitigants for the same. As a prudent lending practice, all current relevant information about any borrower are glanced from the files and over-reliance on information stored in the minds of the dealing officer or his private files are avoided. A robust internal credit rating framework is vital for effective credit risk management.

Our Company follows the standard credit practices of analysing and monitoring credit limits and exposures to NBFC's. The below key areas are analysed for all NBFC's, besides the specific areas which are laid down in detail in the respective product programs and/or guidance notes-

- Earnings stability and business model sustainability
- Asset Quality
- Capital Adequacy and leverage
- Management quality and operational capabilities
- ALM, Liquidity and treasury management
- Systematic and regulatory areas
- Type of collateral /security and enforceability
- Reporting, control and risk management systems

As per our Company's Loan monitoring system, further disbursements/discounting/debit transaction is auto-prevented by the system once the limit expiry date is reached. Thus, further drawl is not be permitted by the system as there is no "auto-renewal" of credit facilities/limits, which have expired/lapsed. Renewal can be done one or more times in a year when the credit facility/limit expires or borrowers applies for new limit with enhancements or borrowers applies for revalidations of lapsed/expired credit facility/limit. Renewals can be with or without enhancement – it can also be with 'reduction' in credit limit, renewal of stressed cases are dealt with based on merits of the individual credit proposals. Renewals depend on the credit quality of the borrower at the time of renewal and the renewal is subject to the discretion of the sanctioning committee. Further, the facility type and amount sanctioned, terms and conditions stipulated, pricing/interest rate etc. approved at the time of renewal may be different from what the borrower enjoyed in the previous year/cycle. The Company also maintains the MIS of all credit approvals and their corresponding expiry dates, which are used to take necessary actions.

Express renewal policy is also applicable for accounts/borrowers satisfying certain criteria at the time of application for express renewal, wherein amount has to be 'regular' (based on repayment method), asset quality classification is 'Standard', internal credit rating/grading score is within 'Investment grade' as per our Company's internal credit rating model or valid external rating. In case of unrated accounts, approving authority decides on express renewal.