

DISCLOSURE DOCUMENT FOR ISSUANCE OF COMMERCIAL PAPER
(as per SEBI Circular dated October 22, 2019)

1. Issuer details:

1.1 Details of the issuer:

(i).	Name	:	Small Industries Development Bank of India
	Address	:	Registered Office: SIDBI Tower, 15, Ashok Marg, Lucknow Pin Code: 226001 Corporate Office Address: Swavalamban Bhavan, 4th Floor, Plot No. C-11, 'G' Block, Bandra Kurla Complex, Bandra (East), Mumbai - 400051
	CIN	:	NA
	PAN	:	AABCS3480N
	LEI NUMBER	:	3358003NTGA2D7D31E14
(ii).	Line of Business	:	Financial Institution
(iii).	Chief Executive (Managing Director/ President/ CEO/ CFO.	:	Shri Sivasubramanian Ramann, Chairman & Managing Director
(iv).	Group affiliation (if any).	:	NA


1.2 Details of the Directors (As on March 02, 2023):

Sl. No.	Name of the Director, Designation and DIN	Age / Date of Birth	Address	Director since (Date of appointment on SIDBI Board)	List of other directorships
1	Shri Sivasubramanian Ramann Chairman & Managing Director	57 years / 25 February 1966	Small Industries Development Bank of India SWAVALAMBAN BHAVAN, Avenue 3, Lane 2, Bandra Kurla Complex, Bandra (East), Mumbai – 400 051	19/04/2021	1 SIDBI Venture Capital Ltd. 2 SIDBI Trustee Company Ltd. 3 Micro Units Development & Refinance Agency Ltd 4 Credit Guarantee Fund Trust for Micro and Small Enterprises 5 Receivables Exchange of India Ltd.



DISCLOSURE DOCUMENT FOR ISSUANCE OF COMMERCIAL PAPER

	DIN 07685657				6 India SME Asset Reconstruction Co. Ltd. 7 National Credit Guarantee Trustee Company Ltd. 8 Entrepreneurship Development Institute of India (EDII) 9 SIDBI Swavalamban Foundation
2	Shri V. Satya Venkata Rao Dy. Managing Director (Whole Time Director) DIN 00334394	58 years / 14 Jan 1965	Small Industries Development Bank of India SIDBI Tower, 15, Ashok Marg, Lucknow – 226 001	05/06/2020	1 Micro Units Development & Refinance Agency Limited 2 India SME Asset Reconstruction Company Limited 3 SIDBI Venture Capital Limited 4 SIDBI Trustee Company Limited 5 SIDBI Swavalamban Foundation
3	Shri Sudatta Mandal Dy. Managing Director (Whole Time Director) DIN 00942070	55 years / 20 April 1968	Small Industries Development Bank of India SWAVALAMBAN BHAVAN, Avenue 3, Lane 2, Bandra Kurla Complex, Bandra (East), Mumbai – 400 051	03/05/2021	1 Micro Units Development & Refinance Agency Limited 2 Receivables Exchange of India Ltd. 3 SIDBI Swavalamban Foundation
4	Dr Rajneesh * Government Nominee Director/ Non	Details awaited	Additional Secretary & Development Commissioner, Ministry of MSME, Government of India, New Delhi	22/02/2023	Details awaited




	Executive Director AS&DC, M/o MSME				
5	Shri Bhushan Kumar Sinha Government Nominee Director / Non Executive Director Joint Secretary	59 years / 20 July 1964	Department of Financial Services Ministry of Finance Government of India, Jeevan Deep Building Parliament Street New Delhi – 110 001	06/01/2023	1 Bank of India 2 IIFCL
6	Shri K. Sampath Kumar Nominee Director – SBI / Non Executive Director DIN 09706264	56 years / 21 March 1967	State Bank of India State Bank Bhavan, Nariman Point, Mumbai- 400 021	20/07/2022	-
7	Shri Krishna Singh Nagnyal Nominee Director – LIC	61 years / 1 Feb 1962	House no. 6, Officer's Colony, Ramadi Aan Singh, P O – Fatehpur, Near Gandhi Ashram, Kaladungi Road, Haldwani, Uttarakhand – 263 139	29/10/2021	-



DISCLOSURE DOCUMENT FOR ISSUANCE OF COMMERCIAL PAPER

	(Directors nominated by three largest Shareholders) DIN 06857451 / Non Executive Director				
8	Shri Monomoy Mukherjee Nominee Director – NABARD (Directors nominated by three largest Shareholders) / Non Executive Director	59 years / 30 Sep 1964	NABARD Head Office, Secretary's Department, 8th Floor, B Wing, Plot C -24, G Block, Bandra Kurla Complex, Bandra (East) Mumbai – 400 051	29/12/2021 -	
9	Shri G. Gopalakrishna Non Executive Director (Director Co-opted by the	67 years / 11 Mar 1956	A2103, Lady Ratan Tower Danik Shivner Marg, Gandhinagar, Worli, Mumbai 400 018	11/08/2018	1 Invent ARC Pvt. Ltd. 2 IKF Finance Ltd. 3 ICICI Home Finance Co. Ltd. 4 Risk and Compliance Professionals Association (Not for profit company) 5 Axis Mutual Fund (Trustee company) 6 Krazybee Services Private Ltd



	Board of SIDBI) DIN 06407040				7 ICICI Prudential Pension Funds Management Company Limited
10	Shri Ashish Gupta Non Executive Director (Director Co-opted by the Board of SIDBI) DIN 02715220	50 years / 02 Jul 1973	Managing Director Credit Suisse Securities India Pvt. Ltd. A-201, Ashok Towers, Dr. Babasaheb Ambedkar Road, Parel, Mumbai - 400 012	11/08/2018	1 Giarnav Realty Pvt. Ltd. 2 Navgia Realty Pvt. Ltd. 3 Credit Suisse Securities India Pvt. Ltd.
11	Smt. Nupur Garg Non Executive Director (Director Co-opted by the Board of SIDBI) DIN 03414074	49 years / 09 Aug 1974	Villa 72, The Palm Springs, DLF Phase V, Golf Course Road, Sector 54, Gurugram – 122 002	04/02/2019	1 Avyana Business Ventures Private Limited Winpe Development Forum 2 (Not for profit company) National Infrastructure 3 Investment Fund YourNest India VC Fund (on 4 Advisory Board) Growx Startups LLP 5 (Individual Partner) GrowX Ventures LLP 6 GrowX Business Ventures 7 LLP 8 Indigo Paints Private Limited 9 Kerala Infrastructure Fund Management Limited 1 Triumvirate Management 0 Services Private Limited 1 Kids Clinic India Limited 1
12	Shri Amit Tandon Non Executive	63 years / 25 Oct 1960	Founder and Managing Director of Institutional Investor Advisory Services India Ltd,	08/08/2021	1 Institutional Investor Advisory Services India Limited 2 IIAS Research Foundation



DISCLOSURE DOCUMENT FOR ISSUANCE OF COMMERCIAL PAPER

Director (Director Co-opted by the Board of SIDBI) DIN 01602336		DGP House, Ground Floor, 88-C, Old Prabhadevi Road, Mumbai - 400 025		3 Foundation For Audit Quality 4 Narain Family Trust
--	--	--	--	---

* In exercise of power conferred under clause 6 (1) (C) of the SIDBI, Act, 1989 Department of financial Services, Ministry of Finance, Government of India has nominated Dr.Rajneesh, Additional Secretary & Development Commissioner, M/o MSME, New Delhi as Director in the Board of Small Industries Development Bank of India with effect from February 22, 2023.

1.3 Details of change in directors in last three financial years including any change in the current year:

Sr .No.	Name, Designation and DIN	Date of Appointment / Resignation	Date of Cessation (in case of resignation)	Remarks (viz. Reasons for Change etc.)
1	Shri Bhushan Kumar Sinha, Government Nominee Director / Non Executive Director Joint Secretary	06/01/2023	NA	Nominated: Government of India, vide its notification dated January 6, 2023, nominated Shri Bhushan Kumar Sinha as a Director.
2	Shri K. Sampath Kumar, Nominee Director – SBI / Non Executive Director DIN : 09706264	20/07/2022	NA	Nominated: State Bank of India, vide its communication dated July 20, 2022, nominated Shri K. Sampath Kumar on the Board w.e.f July 20, 2022 in place of Shri B. Sankar.
3	Dr Rajneesh, Government Nominee Director/ Non Executive Director AS&DC, M/o MSME	22/02/2023	NA	Nominated: Government of India, vide its notification dated February 22, 2023, nominated Dr Rajneesh (AS&DC, M/o MSME), in place of Shri Shailesh Kumar Singh as a Director.




4	Shri Monomoy Mukherjee, Nominee Director – NABARD (Directors nominated by three largest Shareholders) / Non Executive Director	29/12/2021	NA	Nominated: NABARD vide its letter dated December 29, 2021, has nominated Shri Monomoy Mukherjee as its nominee Director on the Board of SIDBI in place of Shri L. R. Ramachandran
5	Shri Krishna Singh Nagnyal, Nominee Director – LIC (Directors nominated by three largest Shareholders) / Non Executive Director DIN - 06857451	29/10/2021	NA	Nominated: LIC of India, vide its communication dated October 29, 2021, nominated Shri Krishna Singh Nagnyal on the Board w.e.f October 29, 2021 in place of Shri V. Sathya Kumar.
6	Shri Amit Tandon, Non Executive Director (Director Co-opted by the Board of SIDBI) DIN : 01602336	08/08/2021	NA	Co-opted: Appointed: The Board at its 211th meeting held on August 7, 2021 co-opted Shri Amit Tandon as a Director for a period of three years from August 8, 2021.
7	Shri Sudatta Mandal, Dy. Managing Director (Whole Time Director)	03/05/2021	NA	Appointed: Government of India, vide its notification dated April 23, 2021, appointed Shri Sudatta Mandal as Deputy Managing Director.



DISCLOSURE DOCUMENT FOR ISSUANCE OF COMMERCIAL PAPER

	DIN - 00942070			
8	Shri Sivasubramanian Ramann, Chairman & Managing Director DIN - 07685657	19/04/2021	NA	Appointed: Government of India, vide its notification dated April 7, 2021, appointed Shri Sivasubramanian Ramann as Chairman and Managing Director.
9	Shri V. Satya Venkata Rao, Dy. Managing Director (Whole Time Director) DIN - 00334394	05/06/2020	NA	Appointed: Government of India, vide its notification dated May 28, 2020, appointed Shri V. Satya Venkata Rao as Deputy Managing Director.
10	Smt. Nupur Garg, Non Executive Director DIN - 03414074 (Director Co-opted by the Board of SIDBI)	04/02/2019	NA	Co-opted: The Board at its 200th meeting held on February 04, 2019 co-opted Smt. Nupur Garg as a Director for a period of 3 years from the date of approval. Further, the Board at its 213th meeting held on February 2, 2022 has co-opted her for a further period of three years.
11	Shri G. Gopalakrishna, Non Executive Director (Director Co-opted by the Board of SIDBI) DIN - 06407040	11/08/2018	NA	Co-opted: The Board at its 197th meeting held on August 11, 2018 co-opted Shri G. Gopalakrishna as a Director for a period of 3 years from the date of approval. Further, the Board at its 211th meeting held on August 7, 2021 has co-opted him for a further period of three years.
12	Shri Ashish Gupta, Non Executive Director	11/08/2018	NA	Co-opted: The Board at its 197th meeting held on August 11, 2018 co-opted Shri Ashish Gupta as a Director for a period of 3 years from the date of approval.



	(Director Co-opted by the Board of SIDBI) DIN - 02715220			Further, the Board at its 211th meeting held on August 7, 2021 has co-opted him for a further period of three years.
Director Ceased as on February 24, 2023				
1	Shri Lalit Kumar Chandel	01/04/2022	05/01/2023	Consequent upon Government of India nominating Shri Bhushan Kumar Sinha on the Board in place of Shri Lalit Kumar Chandel, he ceased to be a member of the Board.
2	Shri B. Sankar	29/06/2021	19/07/2022	Consequent upon SBI nominating Shri K. Sampath Kumar on the Board in place of Shri B. Sankar, he ceased to be a member of the Board.
3	Shri Devendra Kumar Singh	05/06/2020	19/06/2022	Consequent upon Government of India nominating Shri Shailesh Kumar Singh on the Board in place of Shri Devendra Kumar Singh, he ceased to be a member of the Board.
4	Shri Pankaj Jain	01/01/2016	31/03/2022	Consequent upon Government of India nominating Shri Lalit Kumar Chandel on the Board in place of Shri Pankaj Jain, he ceased to be a member of the Board.
5	Shri L.R. Ramachandran	23/6/2020	28/12/2021	Consequent upon NABARD nominating Shri Monomoy Mukherjee on the Board in place of Shri L.R. Ramachandran, he ceased to be a member of the Board.
6	Shri V. Sathya Kumar	16/07/2019	28/10/2021	Consequent upon LIC nominating Shri Krishna Singh Nagnyal on the Board in place of Shri Sathya Kumar, he ceased to be a member of the Board.
7	Shri G K Kansal	29/6/2018	28/06/2021	Consequent upon SBI nominating Shri B. Sankar on the Board in place of Shri Kansal, he ceased to be a member of the Board.




DISCLOSURE DOCUMENT FOR ISSUANCE OF COMMERCIAL PAPER

8	Shri Manoj Mittal	22/01/2016	21/01/2021	Completed tenure of DMD as per Gol notification dated January 22, 2016.
9	Shri Mohammad Mustafa	28/08/2017	27/08/2020	Completed tenure of CMD as per Gol notification dated August 4, 2017.
10	Shri S.K. Bansal	28/02/2019	22/06/2020	Consequent upon NABARD nominating Shri L. R. Ramachandran on the Board in place of Shri S.K. Bansal, he ceased to be a member of the Board.
11	Shri Ram Mohan Mishra	01/01/2018	04/06/2020	Consequent upon Government of India nominating Shri Devendra Kumar Singh on the Board in place of Shri Ram Mohan Mishra, he ceased to be a member of the Board.
12	Shri Ajay Kumar Kapur	22/01/2016	31/10/2019	Retired: Ceased to be a Director w.e.f. November 1, 2019 on superannuation.
13	Shri S. Hariharan	21/10/2014	15/07/2019	Retired: Consequent upon LIC nominating Shri V. Sathya Kumar on the Board in place of Shri S. Hariharan.
14	Shri Shailesh Kumar Singh	20/06/2022	22/02/2023	Consequent upon Government of India, vide its notification dated February 22, 2023, nominated Dr Rajneesh (AS&DC, M/o MSME), in place of Shri Shailesh Kumar Singh, he ceased to be a member of the Board.

1.4 List of top 10 holders of equity shares of the company as on date or the latest quarter end:

Sl. No.	Name of the Shareholder	No of shares held	% of Holding
1	Government of India	11,85,41,169	20.85%
2	State Bank of India	8,90,00,000	15.65%
3	Life Insurance Corporation of India	7,57,98,889	13.33%
4	National Bank for Agriculture & Rural Development	5,31,92,203	9.36%
5	Punjab National Bank	3,39,00,000	5.96%
6	Bank of Baroda	2,88,59,610	5.08%
7	National Housing Bank	2,60,00,000	4.57%



Name and Address	Date of Appointment	Remarks
M/s BORKAR & MUZUMDAR 21/168, Anand Nagar Om CHS, Anand Nagar Lane, Vakola, Santa Cruz East, Mumbai – 400 055	October 2020	Appointed as SA for FY 2021 to FY 2023.

Name and Address	Date of Appointment/ resignation	Date of cessation (in case of resignation)	Remarks (viz. reasons for change etc.)
Chhajed & Doshi, 101, Hubtown Solaris, Near East West Flyover, Professor NS Phadke Rd, Andheri East, Mumbai, Maharashtra - 400069	June 30, 2020 (Appointment – July 11, 2017)	-	Appointment of SA for FY 2018 to FY 2020. Tenor is completed.

Sl. No.	Name of the Holder	Category	Amount (in ₹Crore)	Holding of debt Securities as a percentage of total debt securities outstanding of the issuer
1	SBI MF (Different schemes)	MF	6422.50	23.50%
2	State Bank of India	NB	5240.00	19.18%


DISCLOSURE DOCUMENT FOR ISSUANCE OF COMMERCIAL PAPER

3	ICICI MF (Different schemes)	MF	5075.00	18.57%
4	Aditya Birla MF (Different schemes)	MF	4310.00	15.77%
5	Axis Mutual Fund (Different schemes)	MF	3304.40	12.09%
6	CBT-Employees' Provident Fund Organisation	CGV	3230.10	11.82%
7	Kotak Mahindra MF (Different schemes)	MF	2675.00	9.79%
8	HDFC MF	MF	2445.00	8.95%
9	Nippon MF (Different schemes)	MF	2130.00	7.80%
10	Punjab National Bank	NB	1925.00	7.04%

B. Certificate of Deposit

Sl. No.	Name of the Holder	Category	Amount (in ₹Crore)	Holding of debt Securities as a percentage of total debt securities outstanding of the issuer
1	State Bank of India	NB	2750.00	18.46%
2	Aditya Birla Sun Life Mutual Fund	MF	2225.00	14.93%
3	Kotak Mutual Fund	MF	1070.00	7.18%
4	Axis Mutual Fund	MF	1025.00	6.88%
5	SBI Mutual Fund	MF	950.00	6.38%
6	Punjab National Bank	NB	800.00	5.37%
7	WIPRO Limited	CBO	800.00	5.37%
8	Tata Mutual Fund	MF	650.00	4.36%
9	HDFC Mutual Fund	MF	550.00	3.69%
10	ICICI BANK LTD	CBO	500.00	3.36%

1.8 List of top 10 CP holders (As on December 31, 2022):



Sl. No.	Name of the Holder	Category	Amount (in ₹Crore)	Holding of debt Securities as a percentage of total debt securities outstanding of the issuer
1	Aditya Birla Sun Life Mutual Fund	MF	1960.00	39.20%
2	HDFC Mutual Fund	MF	1475.00	29.50%
3	Nippon India Mutual Fund	MF	500.00	10.00%
4	SBI Mutual Fund	MF	400.00	8.00%
5	Kotak Mutual Fund	MF	175.00	3.50%
6	DSP Mutual Fund	MF	100.00	2.00%
7	Baroda Mutual Fund	MF	100.00	2.00%
8	Invesco Mutual Fund	MF	100.00	2.00%
9	IDFC Mutual Fund	MF	100.00	2.00%
10	Quantum Mutual Fund	MF	40.00	0.80%

2. Material Information:

2.1 Details of all default/s and/or delay in payments of interest and principal of CPs, (including technical delay), debt securities, term loans, external commercial borrowings and other financial indebtedness including corporate guarantee issued in the past 5 financial years including in the current financial year.

NIL

2.2 Ongoing and/or outstanding material litigation and regulatory strictures, if any.

NIL

2.3 Any material event/ development having implications on the financials/credit quality including any material regulatory proceedings against the Issuer/promoters, tax litigations resulting in material liabilities, corporate restructuring event which may affect the issue or the investor's decision to invest / continue to invest in the CP.

None

3. Details of borrowings of the company, as on the latest quarter end:

3.1 Details of Debt Securities and CPs:



DISCLOSURE DOCUMENT FOR ISSUANCE OF COMMERCIAL PAPER

CPs : Appendix I
 CDs : Appendix II
 Bonds : Appendix III

3.2 Details of secured/ unsecured loan facilities/ bank fund-based facilities/ rest of the borrowing, if any, including hybrid debt like foreign currency convertible bonds (FCCB), optionally convertible debentures / preference shares from banks or financial institutions or financial creditors, as on last quarter end:

Details of Secured Loan facilities (As on December 31, 2022)


₹ Crore

Lender's name/ Name of the Bank	Nature of facility/ instrument	Amount sanctioned	Principal Amount outstanding	Repayment date / schedule	Security, if applicable	Credit rating, if applicable	Asset classification
Punjab National Bank	Loan against Deposit with Overdraft Facility	55.00	54.00	On Demand	Against Long Term Foreign Currency Deposit placed with the Bank	NA	Standard

Details of Unsecured Loan facilities (as on December 31, 2022)

₹ Crore


Lender's name/ Name of the Bank	Nature of facility/ instrument	Amount sanctioned	Principal Amount outstanding	Repayment date / schedule	Security, if applicable	Credit rating, if applicable	Asset classification



PNB	WCDL	11500	11500	On Demand	NA	NA	Standard
SBI	WCDL/STL	11000	11000	On Demand	NA	NA	Standard
IDBI Bank Ltd	Line of Credit	1000	499	On Demand	NA	NA	Standard
Axis Bank Ltd	Day Light Limit	700	0.00	On Demand	NA	NA	Standard
Union Bank	WCDL	8000	8000	On Demand	NA	NA	Standard
Central Bank of India	WCDL	4100	4100	On Demand	NA	NA	Standard
Canara Bank	STL	13000	13000	On Demand	NA	NA	Standard
Indian Overseas Bank	STL	2000	2000	On Demand	NA	NA	Standard
Bank of Baroda	STL	6000	3000	On Demand	NA	NA	Standard

Details of the rest of the borrowings (if any including hybrid debt like FCCB, Optionally Convertible Debentures / Preference Shares) as on December 31, 2022:

Type of Instrument	Amount Outstanding
--------------------	--------------------



DISCLOSURE DOCUMENT FOR ISSUANCE OF COMMERCIAL PAPER

	(In ₹ Crore)
Fixed Deposit	7987.36
Deposit from Banks	153820.29
Borrowing from GOI	164574.49
Borrowing Outside India	4788.04


3.3 The amount of corporate guarantee or letter of comfort issued by the issuer along with name of the counterparty (like name of the subsidiary, JV entity, group company, etc) on behalf of whom it has been issued, contingent liability including debt service reserve account (DSRA) guarantees/ any put option etc.

NIL

4. Issue Information:

4.1 Details of current tranche including ISIN, amount, date of issue, maturity, all credit ratings including unaccepted ratings, date of rating, name of credit rating agency, its validity period (details of credit rating letter issued not older than one month on the date of opening of the issue), details of issuing and paying agent and other conditions, if any.

Instrument	Commercial Paper
Date of Contract	March 21, 2023 (Tuesday)
CP (Maturity Value)	₹1000 Crore + Green Shoe ₹4000 Crore (Total availed ₹2750 cr)
Due Date	March 23, 2023 (Thursday)
Maturity Date	June 22, 2023 (Thursday)
Price	98.1765
Disc. Rate	7.45% p.a.
Issue Reference	CP-27/2022-23
Issuer DP ID	IN300450
Issuer Client ID	10822174
Issuer DP Name	IDBI Bank Ltd.
ISIN Code	INE556F14IZ5
Credit Rating	CARE A1+ Issued By: CARE Ratings Ltd. IND A1+ Issued By: India Ratings (Fitch Group)
Date of Rating	24-Feb-2023 (CARE) 03-Mar-2023 (India Ratings)
Validity	1 year
For Amount	₹80000 Crore [CARE]



		₹43600 Crore [IND]				
Conditions (if any)		Nil				
Issuing and Paying Agent		IDBI Bank Ltd., 224-A, Mittal Court, A Wing, 2nd Floor, Nariman Point, Mumbai - 400021				
Value Date		March 23, 2023 (Thursday)				
Funds		A/c No. 004103000008495 Beneficiary – Small Industries Development Bank of India Payable at Mumbai IFSC code - IBKL0000004				
Counter party with Scheme details						
S. No.	Name of the Scheme	Amount (₹ Crore)	Settlement Amount (in Rupees)	DP ID	DP Name	Client ID
1	ICICI PRUDENTIAL LIQUID FUND	250	2454412500	IN300126	HDFC BANK	11218417
2	HDFC Trustee Company Ltd. A/C HDFC Liquid Fund	300	2945295000	IN300126	HDFC Bank Ltd.	11179299
3	Invesco India Liquid Fund	100	981765000	IN300167	Deutsche Bank	10026914
4	Tata Mutual Fund - Tata Liquid Fund (TFRSTF)	775	7608678750	IN300126	HDFC BANK LTD	11265831
5	Baroda BNP Paribas Liquid Fund	150	1472647500	IN303786	SBISG	10006003
6	DSP Liquidity Fund	250	2454412500	IN300054	CITI BANK N.A.	10028116
7	JM Financial Mutual Fund - JM Liquid Fund	50	490882500	IN300126	HDFC Bank Ltd	10843221
8	ADITYA BIRLA SUN LIFE TRUSTEE PVT. LTD A/C -	500	4908825000	IN300054	Citi Bank NA	10065767



DISCLOSURE DOCUMENT FOR ISSUANCE OF COMMERCIAL PAPER

	ADITYA BIRLA SUN LIFE LIQUID FUND					
9	LIC MF Liquid Fund	70	687235500	IN301524	SCB	30044625
10	LIC MF Money Market Fund	5	49088250	IN301524	SCB	30054882
11	NIPPON LIFE INDIA TRUSTEE LTD-A/C NIPPON INDIA LIQUID FUND	300	2945295000	IN300167	DEUTSCHE BANK	10112751

The credit rating are valid as on the date of listing and issuance.

- 4.2 CP borrowing limit, supporting board resolution for CP borrowing, details of CP issued during the last 15 months.

Board Resolution / meeting Minutes Enclosed


Details of CP issued during the last 15 months provided at *Appendix IV*

- 4.3 End-use of funds.

The proceeds of the CP are utilized for normal business activities of SIDBI and for such other purposes as may be decided by SIDBI's Board and as permissible under the SIDBI Act, 1989.

- 4.4 Credit Support / Enhancement (if any):

- Details of instrument, amount, guarantor company
- Copy of the executed guarantee
- Net worth of the guarantor company
- Names of companies to which guarantor has issued similar guarantee
- Extent of the guarantee offered by the guarantor company
- Conditions under which the guarantee will be invoked



Not Applicable

5. Financial Information:

- 5.1 Audited / Limited review half yearly consolidated (wherever available) and standalone financial information (Profit & Loss statement, Balance Sheet and Cash Flow statement) along with auditor qualifications, if any, for last three years along with latest available financial results.

In case an issuer is required to prepare financial results for the purpose of consolidated financial results in terms of Regulation 33 of SEBI LODR Regulations, latest available quarterly financial results shall be filed.

Audited Financial results for year ended March 31, 2022 attached.

Links to Last Three FY results and Auditors Reports:

<https://www.sidbi.in/en/annualreports>

a. Standalone audited financial statements


(₹ in crore)

A. Standalone Balance Sheet	31-Mar-22	31-Mar-21	31-Mar-20
<u>CAPITAL AND LIABILITIES</u>			
Capital	568.54	531.92	531.92
Reserves, Surplus and Funds	24,014.53	20,756.29	18465.54
Deposits	1,40,878.43	1,24,412.12	105971.65
Borrowings	75,712.44	39,090.19	55703.38
Other Liabilities and Provisions	6,204.01	7,531.92	6864.97
Deferred Tax Liability	0.75	0.00	1.52
Total	2,47,378.70	1,92,322.44	187538.98
<u>ASSETS</u>			
Cash and Bank Balances	17,918.31	13,807.96	6483.39
Investments	23,951.56	19,153.47	11117.85
Loans & Advances	2,02,251.78	1,56,232.80	165421.56



DISCLOSURE DOCUMENT FOR ISSUANCE OF COMMERCIAL PAPER

Fixed Assets	293.12	277.32	286.71
Other Assets	2,963.92	2,850.90	4229.47
Total	2,47,378.70	1,92,322.44	187538.98
Contingent Liabilities	5,337.90	5,950.61	7613.99
B. Standalone Profit & Loss Account			
<u>INCOME</u>			
Interest and Discount	8,714.12	10,221.36	11020.94
Other Income	425.06	944.27	1069.36
Total	9,139.18	11,165.63	12090.30
<u>EXPENDITURE</u>			
Interest & Financial charges	5,701.63	6,542.88	7722.06
Operating Expenses	697.72	560.00	607.46
Provisions & Contingencies	351.81	915.24	952.98
Total	6,751.16	8,018.12	9282.50
Profit before Tax	2,388.02	3,147.51	2807.80
Provision for Income Tax	411.58	768.66	517.47
Deferred Tax Adjustment [(Asset) / Liability]	(18.65)	(19.43)	(24.19)
Profit after Tax	1,957.79	2,398.28	2314.52
Profit brought forward	53.97	96.18	49.99
Total Profit / (Loss)	2,011.76	2,494.45	2364.51
Appropriations			
Transfer to General Reserve	1800.41	2250.00	2210.00
Transfer to Special Reserve u/s 36(1)(viii) of The Income Tax Act, 1961	70.00	80.00	55.00



Others			
a)Transfer to Investment Fluctuation Reserve	10.97	0.00	0.34
Transfer to Staff Welfare Fund	10.56	4.10	3.00
Dividend on Shares	79.81	106.38	0.00
Tax on Dividend	0.00	0.00	0.00
Surplus in Profit & Loss account carried forward	40.00	53.97	96.18
Total	2011.76	2494.45	2364.51
C. Standalone Cash Flow Statement	31-Mar-22	31-Mar-21	31-Mar-20
1. Cash Flow from Operating Activities			
Net Profit before tax as per P & L Account	2388.02	3,147.51	2807.80
Adjustments for:			
Depreciation	36.19	24.04	18.27
Provision for net depreciation in investments	5.53	15.62	703.89
Provisions made (net of write back)	398.32	969.17	339.32
Profit on sale of investments (net)	(70.44)	(125.89)	(398.46)
Profit on sale of fixed assets	(0.14)	(0.08)	(0.44)
Dividend Received on Investments	(47.78)	(453.98)	(48.48)
Cash generated from operations		3,576.40	3421.90
(Prior to changes in operating Assets and Liabilities)			
Adjustments for net changes in :			
Current assets	(38.08)	1,085.76	907.18
Current liabilities	(1731.75)	(694.90)	(1977.01)
Bills of Exchange	(13.45)	139.26	396.15
Loans & Advances	(45994)	9,334.65	(29393.81)
Net Proceeds of Bonds and Debentures & other borrowings	36622.25	(16,613.19)	(3996.40)
Deposits received	16466.31	18,440.47	34049.17
	5,311.26	15,268.45	3407.18




DISCLOSURE DOCUMENT FOR ISSUANCE OF COMMERCIAL PAPER

Payment of Tax	(504.42)	(457.94)	(532.53)
Net Cash flow from operating Activities	7,516.54	14,810.51	2874.65
2. Cash flow from Investing Activities			
Net (Purchase)/Sale of fixed assets	(51.85)	(14.57)	(19.13)
Net (Purchase)/sale/redemption of Investments	(14,232.31)	(15,433.88)	263.39
Dividend Received on Investments	47.78	453.98	48.49
Net cash used in Investing Activities	(14,236.37)	(14,994.47)	(292.75)
3. Cash flow from Financing Activities			
Dividend on Equity Shares & tax on Dividend	(106.38)	0.00	(165.12)
Proceeds from issuance of share capital & share premium	1422.80	0.00	0.00
Net cash used in Financing Activities	1316.42	0.00	(165.12)
4. Net increase/(decrease) in cash and cash equivalents	(5403.42)	(183.96)	3002.27
5. Cash and Cash Equivalents at the beginning of the period	7909.84	8,093.81	5091.53
6. Cash and Cash Equivalents at the end of the period	2,506.43	7,909.84	8093.81

B. Consolidated audited financial statements

(₹ in crore)

A. Consolidated Balance Sheet	31-Mar-22	31-Mar-21	31-Mar-20
Capital	568.54	531.92	531.92
Reserves, Surplus and Funds	25,062.79	21,599.74	19099.72
Deposits	1,70,704.30	1,44,364.77	122846.65




DISCLOSURE DOCUMENT FOR ISSUANCE OF COMMERCIAL PAPER

Borrowings	75,712.44	39,090.19	55526.26
Other Liabilities and Provisions	6,831.68	8,104.71	7390.24
Deferred Tax Liability	0.00	0.00	0.00
Total	2,78,879.74	2,13,691.33	205394.79
Cash and Bank Balances	30,771.86	23,076.75	16748.39
Investments	22,243.62	17,451.75	9431.56
Loans & Advances	2,22,290.63	1,69,859.34	174511.07
Fixed Assets	293.91	278.12	287.29
Other Assets	3,279.72	3,025.37	4416.48
Total	2,78,879.74	2,13,691.33	205394.79
Contingent Liabilities	5,337.90	5,950.61	7613.99
B. Consolidated Profit & Loss Account			
Interest and Discount	9,715.64	11,214.31	12119.65
Other Income	417.42	929.58	1079.08
Total	10,133.06	12,143.89	13198.73
Interest & Financial charges	6,363.02	7,190.89	8370.61
Operating Expenses	711.78	571.34	651.78
Provisions & Contingencies	378.96	943.00	1013.17
Total	7,453.75	8,705.23	10035.56
Profit before Tax	2,679.31	3,438.66	3163.17
Provision for Income Tax	499.84	782.67	625.50
Deferred Tax Adjustment [(Asset) / Liability]	11.68	33.55	-9.68
Share of earning/(loss) in associates	5.81	14.90	2.48



DISCLOSURE DOCUMENT FOR ISSUANCE OF COMMERCIAL PAPER

Profit after Tax	2,161.98	2,607.55	2544.87
Profit brought forward	301.46	183.56	104.83
Total Profit / (Loss)	2,463.44	2,791.11	2649.70
Transfer to General Reserve	1,800.54	2,250.12	2360.00
Transfer to Special reserve u/s 36(1)(viii) of The Income Tax Act, 1961	70.00	80.00	55.00
Transfer to Statutory reserve u/s 45-IC of RBI Act, 1934	46.56	49.04	46.80
Others			
a) Transfer to Investment Fluctuation Reserve	10.96	0.00	0.34
Transfer to Staff Welfare Fund	10.55	4.10	3.00
Development Fund	0.00	0.00	0.00
Dividend on Shares	79.82	106.38	0.00
Tax on Dividend	0.00	0.00	0.99
Surplus in Profit & Loss account carried forward	444.99	301.46	183.56
Total	2,463.44	2,791.11	2649.69
Net Profit before tax as per Consolidated P & L Account	2,679.31	3438.66	3163.17
Depreciation	36.44	24.09	18.37
Provision for net depreciation in investments	5.53	15.62	703.89
Provisions made (net of write back)	425.63	996.54	398.96
Profit on sale of investments (net)	(561.93)	(626.12)	(898.38)
Profit on sale of fixed assets	(0.14)	(0.08)	(0.44)
Dividend/Interest Received on Investments	(19.47)	(428.84)	(43.63)
Cash generated from operations	2,565.37	3,419.88	3341.94



DISCLOSURE DOCUMENT FOR ISSUANCE OF COMMERCIAL PAPER

Current assets	(169.74)	1,078.69	913.18
Current liabilities	8,168.99	2,382.88	193.54
Bills of Exchange	(13.45)	139.26	396.16
Loans & Advances	(52,406.31)	4,797.62	(26636.38)
Net Proceeds of Bonds and Debentures & other borrowings	36,623.05	(16,613.19)	(4173.53)
Deposits received	14,600.56	15,362.01	34049.17
Payment of Tax	(595.88)	(483.84)	(654.77)
Net Cash Flow from Operating Activities	8,772.60	10,083.28	7429.31
Net (Purchase)/Sale of fixed assets	(52.09)	(14.84)	(19.13)
Net (Purchase)/ sale/redemption of Investments	(13,741.19)	(14,757.93)	(2188.40)
Dividend/ Interest Received on Investments	47.78	453.98	48.48
Net cash used in Investing Activities	(13,745.50)	(14,318.79)	(2159.05)
Dividend on Equity Shares & tax on Dividend	(134.70)	(25.14)	(170.97)
Proceeds from issuance of share capital & share premium	1422.80	0.00	0.00
Net cash used in Financing Activities	1288.10		(170.97)
4. Net increase / (decrease) in cash and cash equivalents	(3684.80)	(4260.64)	5099.28
5. Cash and Cash Equivalents at the beginning of the period	8,050.10	12,310.74	7211.45
6. Cash and Cash Equivalents at the end of the period	4,365.30	8,050.10	12310.74



DISCLOSURE DOCUMENT FOR ISSUANCE OF COMMERCIAL PAPER




Small Industries Development Bank of India
(Established under the Small Industries Development Bank of India Act, 1989)
Head Office: SIDBI Tower, 15, Ashok Marg, Lucknow-226 001

Financial Results for the Quarter and Half Year Ended September 30, 2022

(₹ crore)

Particulars	Quarter Ended			Half Year Ended		Year Ended
	30.09.2022	30.09.2021	30.09.2021	30.09.2022	30.09.2021	31.03.2022
	[Audited]	[Reviewed]	[Audited]	[Audited]	[Audited]	[Audited]
1. Interest earned (a)+(b)+(c)+(d)	4,114	3,045	1,994	7,159	4,169	8,715
(a) Interest/disco. on advances/bills	3,187	2,488	1,887	5,875	3,524	7,475
(b) Income on investments	273	166	123	430	238	461
(c) Interest on balances with Reserve Bank of India and other inter bank funds	854	391	184	1,045	407	779
(d) Others	-	-	-	-	-	-
2. Other Income	108	88	76	176	131	424
3. Total Income (1+2)	4,222	3,113	2,070	7,335	4,300	9,139
4. Interest Expended	3,816	1,911	1,336	4,727	2,844	5,702
5. Operating Expenses (i)+(ii)	159	170	137	329	250	600
(i) Employees cost	100	114	85	214	173	370
(ii) Other operating expenses	59	56	52	115	77	230
6. Total Expenditure (4+5) excluding provisions and contingencies	2,975	2,081	1,473	5,056	3,094	6,302
7. Operating Profit before Provisions and Contingencies (3-6)	1,247	1,032	597	2,279	1,206	2,837
8. Provisions (other than tax) and Contingencies [Net of write back]	337	(4)	87	333	75	352
9. Exceptional Items	-	-	(97)	-	(97)	(97)
10. Profit (+)/ Loss (-) from Ordinary Activities before tax (7-8+9)	910	1,036	403	1,946	1,034	2,388
11. Tax expense [Net of DTA/DTL]	221	260	(52)	481	89	430
12. Net Profit(+)/ Loss(-) from Ordinary Activities after tax (10-11)	689	776	455	1,465	945	1,958
13. Extraordinary Items (net of tax expense)	-	-	-	-	-	-
14. Net Profit (+)/ Loss (-) for the period (12-13)	689	776	455	1,465	945	1,958
15. Paid-up equity share capital (Face Value ₹ 10 each)	569	569	532	569	532	569
16. Reserves excluding Revaluation Reserves	25,181	24,492	21,407	25,181	21,407	23,716
17. Analytical Ratios						
(i) Percentage of shares held by Government of India	20.85%	20.85%	15.40%	20.85%	15.40%	20.85%
(ii) Capital Adequacy Ratio (Under Basel I)	20.56%	21.53%	20.94%	20.56%	20.94%	24.28%



DISCLOSURE DOCUMENT FOR ISSUANCE OF COMMERCIAL PAPER

(iii) Earnings Per Share(Basic & Diluted) (EPS) ₹	12.12	13.64	3.55	25.76	17.77	36.79
(iv) NPA Ratios						
a) Amount of Gross NPA	210	220	281	210	281	218
b) Amount of Net NPA	125	129	193	125	193	132
c) % of Gross NPA	0.07	0.11	0.20	0.07	0.20	0.11
d) % of Net NPA	0.04	0.06	0.13	0.04	0.13	0.07
(v) Return on Assets (after Tax) (annualised)	1.02%	1.20%	1.07%	1.02%	1.07%	0.98%
(vi) Net Worth	24,396	24,150	21,895	24,396	21,695	23,497
(vii) Outstanding Redeemable Preference Shares	-	-	-	-	-	-
(viii) Capital Redemption Reserve	-	-	-	-	-	-
(ix) Debenture Redemption Reserve	-	-	-	-	-	-
(x) Operating Margin	29.53%	33.15%	28.83%	31.07%	28.04%	21.04%
(xi) Net Profit Margin	16.32%	24.91%	21.99%	19.97%	21.98%	21.42%
(xii) Debt - Equity Ratio *	7.08	4.72	1.39	7.08	1.39	3.22
(xiii) Total Debts to Total Assets (%) *	48.96	39.10	30.61	48.96	17.66	30.61

#Not annualised

*Debt denotes total Borrowings (excluding Deposits)

Statement of Assets and Liabilities:

	(₹ crore)		
	September 30, 2022	September 30, 2021	March 31, 2022
CAPITAL AND LIABILITIES	Audited	Audited	Audited
Capital	568.54	531.92	568.54
Reserves, Surplus and Funds	25,476.06	21,896.28	24,014.59
Deposits	1,46,745.05	1,12,448.64	1,40,878.43
Borrowings	1,72,835.75	30,161.83	75,712.43
Other Liabilities and Provisions	7,173.92	5,544.82	6,264.01
Deferred Tax Liability	-	82.39	0.75
Total	3,52,599.32	1,70,745.88	2,47,378.69
ASSETS			
Cash and Bank Balances	22,411.88	6,941.79	17,918.31
Investments	41,046.59	17,180.17	23,961.56
Loans & Advances	2,84,653.43	1,43,760.06	2,02,251.78
Fixed Assets	303.39	277.85	293.12
Other Assets	4,184.03	2,596.21	2,963.92
Total	3,52,599.32	1,70,745.88	2,47,378.69

Statement of Cash flow:

	(₹ crore)	
Particulars	30.09.2022	30.09.2021
	Audited	Audited
1. Cash Flow from Operating Activities		
Net Profit before tax as per P & L Account	1,946	1,934
Adjustments for :		
Depreciation	9	9
Provision for net depreciation in investments	5	6
Provisions made (net of write back)	363	(518)
Profit on sale of investments (net)	(29)	(51)
Profit on sale of fixed assets	-	-




DISCLOSURE DOCUMENT FOR ISSUANCE OF COMMERCIAL PAPER

	Dividend Received on Investments	(30)	(2)
	Cash generated from operations (Prior to changes in operating Assets and Liabilities)	2,264	477
	Adjustments for net changes in :		
	Current assets	(1,288)	554
	Current Liabilities	885	(1,090)
	Bills of Exchange	(103)	7
	Loans & Advances	(82,294)	12,474
	Net Proceeds of Bonds and Debentures & other borrowings	96,923	(8,928)
	Deposits received	5,867	(11,963)
		19,755	(8,947)
	Payment of Tax	(402)	(316)
	Net Cash flow from operating Activities	21,617	(8,786)
2.	Cash Flow from Investing Activities		
	Net (Purchase)/Sale of fixed assets	(19)	(9)
	Net (Purchase)/sale/redemption of Investments	(22,800)	5,322
	Dividend Received on Investments	30	2
	Net cash used in Investing Activities	(22,789)	5,314
3.	Cash flow from Financing Activities		
	Proceeds from issuance of share capital & share premium	-	-
	Dividend on Equity Shares & tax on Dividend	(80)	(106)
	Net cash used in Financing Activities	(80)	(106)
4.	Net increase/(decrease) in cash and cash equivalents	(1,252)	(3,578)
5.	Cash and Cash Equivalents at the beginning of the period	2,506	7,910
6.	Cash and Cash Equivalents at the end of the period	1,254	4,332
7.	Cash and cash equivalents at the end of the period includes		
	Cash in Hand	-	-
	Current account balance with Bank	257	67
	Mutual Funds	-	3,265
	Deposits	997	300

Notes:

- 1) The Significant Accounting Policies followed in preparation of these financial results, in all material aspects, are consistent with those followed in preparation of the annual financial statements for the year ended March 31, 2022.
- 2) The above results have been approved by the Board of Directors at their meeting held on October 29, 2022.
- 3) The figures for the second quarter in each of the financial years are the balancing figures between audited figures in respect of the half year end and the published year to date reviewed figures up to the end of first quarter of the respective financial year.
- 4) The financial results for the half year ended September 30, 2022 have been arrived at, after considering provisions for Non-performing assets, Standard Assets and Investment Depreciation on the basis of prudential norms issued by Reserve Bank of India, Income Tax, Deferred tax and other usual and necessary provisions including employee benefits made on estimated / proportionate basis, wherever required and subject to adjustment at the year-end.
- 5) The extent to which the COVID-19 pandemic will continue to impact the Bank's operations and asset quality will depend on ongoing as well as future developments.
- 6) In view of the likely impact of COVID-19, Bank, as a prudent measure, as on September 30, 2022 holds additional standard assets provision of ₹145 crore on certain segments of the portfolio which were considered as stressed based on its internal assessment.



DISCLOSURE DOCUMENT FOR ISSUANCE OF COMMERCIAL PAPER

- 7) Details of resolution plan implemented under the Resolution Framework for COVID-19-related Stress as per RBI circular dated August 06, 2020 (Resolution Framework 1.0) and May 05, 2021 (Resolution Framework 2.0) are given below:

(₹ in crore)

Type of borrower	Exposure to accounts classified as Standard consequent to implementation of resolution plan – Position as at the end of the previous March 31, 2022 (A)	Of (A), aggregate debt that slipped into NPA during the half-year	Of (A) amount written off during the half-year	Of (A) amount paid by the borrowers during the half-year	Exposure to accounts classified as Standard consequent to implementation of resolution plan – Position as at the end September 30, 2022
Personal Loans	---	---	---	---	---
Corporate persons	32.99	0.00	0.00	1.90	31.09
Of which MSMEs	32.99	0.00	0.00	1.90	31.09
Others	---	---	---	---	---
Total	32.99	0.00	0.00	1.90	31.09

--- Represents net movement in balance outstanding.

- 8) Details of loans transferred / acquired during the half year ended September 30, 2022 under the RBI Master Direction on Transfer of Loan Exposures dated September 24, 2021 are given below:
During the half year ended September 30, 2022:
- the Bank has not acquired any loan not in default through assignment.
 - the Bank has not transferred any non-performing assets (NPAs) to Asset Reconstruction Companies (ARCs) / to permitted transferees / to other transferees.
 - the bank has not acquired any stressed loans and not transferred any loan not in default / Special Mention Accounts (SMA).
 - the bank has not invested in Security Receipts (SR) issued by Asset Reconstruction Companies (ARC) in respect of stressed loans transferred to ARCs.
- 9) Floating provision is not considered for computation of net NPAs.
- 10) Previous period's figures have been regrouped / reclassified wherever necessary to conform to current period classification.
- 11) As per RBI's letter dated May 15, 2019, implementation of IND-AS has been deferred for AIFIs until further notice.
- 12) The above results have been subjected to Audit by the Statutory Auditors.

By order of the Board

Sd/-

[Sivasubramanian Ramann]
Chairman and Managing Director

Dated: October 29, 2022
Place: Maval (Pune)



- SIBDI Official

Visit our website: www.sidbi.in



@sidbiofficial



DISCLOSURE DOCUMENT FOR ISSUANCE OF COMMERCIAL PAPER

Borkar & Muzumdar
Chartered Accountants

Independent Auditor's report for the Quarter and Year ended standalone financial results of Small Industries Development Bank of India (SIDBI) pursuant to the Regulation 52 of the SEBI (Listing Obligations and Disclosure Requirements) Regulations, 2015

To,

The Board of Directors


Small Industries Development Bank of India

Opinion

1. We have audited the accompanying standalone Financial Results of Small Industries Development Bank of India ("the Bank") for the quarter and year ended 31st March 2022 ('Financial Results') attached herewith, being submitted by the Bank pursuant to the requirement of Regulation 52 of the SEBI (Listing Obligations and Disclosure Requirements) Regulations, 2015, as amended ("Listing Regulations").
2. In our opinion and to the best of our information and according to the explanations given to us, these standalone Financial Results:
 - i. are presented in accordance with the requirements of Regulation 52 of the Listing Regulations in this regard; and
 - ii. give a true and fair view in conformity with the recognition and measurement principles laid down in the applicable accounting standards, RBI guidelines and other accounting principles generally accepted in India of the net profit and other financial information for the quarter and year ended 31st March 2022.



Tel. : 66899999 • Email : contact@bnmca.com • Website : www.bnmca.com
21/165, Anand Nagar Om C.H.S., Anand Nagar Lane, Off Nehru Road, Vakhola, Santacruz (E), Mumbai - 400 055
Branches : Ahmedabad • Bangalore • Bhopal • Silaspur • Delhi • Goa • Indore • Jabalpur • Jaipur
Kolkata • Nagpur • Patna • Pune • Raipur



Basis for Opinion

3. We conducted our audit in accordance with the Standards on Auditing (SAs) issued by the Institute of Chartered Accountants of India ("the ICAI"). Our responsibilities under those Standards are further described in the Auditor's Responsibilities for the Audit of the Standalone Financial Results section of our report. We are independent of the Bank in accordance with the Code of Ethics issued by the Institute of Chartered Accountants of India together with the ethical requirements that are relevant to our audit of the standalone Financial Results, and we have fulfilled our other ethical responsibilities in accordance with these requirements and the Code of Ethics. We believe that the audit evidence obtained by us is sufficient and appropriate to provide a basis for our opinion.

Emphasis of Matter

4. We draw attention to Note No. 7 of the accompanying standalone financial results, regarding the impact of COVID-19 pandemic on the Bank's operations and asset quality for the quarter and year ended 31st March 2022. As stated therein, in view of continuing uncertainties, the extent of impact of the pandemic on the Bank's operations and financial position would depend on ongoing as well as future developments.

Our opinion is not modified in respect of this matter.

Management responsibilities for the standalone financial results.

5. These standalone Financial Results have been prepared on the basis of the audited standalone annual financial statements. The Bank's Management is responsible for the preparation of these standalone Financial Results that give a true and fair view of the net profit and other financial information in accordance with the Small Industries Development Bank of India General Regulations, 2000, and recognition and measurement principles laid down in the Accounting Standards notified by the Institute of Chartered Accountants of India, the circulars, guidelines and directions issued by the Reserve Bank of India (RBI) from time to time ("RBI Guidelines") and other accounting principles generally accepted in India and in compliance with Regulation 52 of the Listing Regulations. This responsibility also includes maintenance of adequate accounting records for safeguarding of the assets of the Bank and for preventing and detecting frauds and other



DISCLOSURE DOCUMENT FOR ISSUANCE OF COMMERCIAL PAPER

irregularities; selection and application of appropriate accounting policies; making judgments and estimates that are reasonable and prudent; and design, implementation and maintenance of adequate internal financial controls that were operating effectively for ensuring the accuracy and completeness of the accounting records, relevant to the preparation and presentation of the standalone Financial Results that give a true and fair view and are free from material misstatement, whether due to fraud or error.

6. In preparing the standalone Financial Results, the Management is responsible for assessing the Bank's ability to continue as a going concern, disclosing, as applicable, matters related to going concern and using the going concern basis of accounting unless the Management either intends to liquidate the Bank or to cease operations, or has no realistic alternative but to do so.
7. Bank's Management is also responsible for overseeing the Bank's financial reporting process.

Auditor's Responsibilities for the Audit of the Standalone Financial Results

8. Our objectives are to obtain reasonable assurance about whether the standalone Financial Results as a whole are free from material misstatement, whether due to fraud or error, and to issue an auditor's report that includes our opinion. Reasonable assurance is a high level of assurance but is not a guarantee that an audit conducted in accordance with SAs will always detect a material misstatement when it exists. Misstatements can arise from fraud or error and are considered material if, individually or in the aggregate, they could reasonably be expected to influence the economic decisions of users taken on the basis of these standalone Financial Results. As part of an audit in accordance with SAs, we exercise professional judgment and maintain professional skepticism throughout the audit. We also:

- Identify and assess the risks of material misstatement of the standalone Financial Results, whether due to fraud or error, design and perform audit procedures responsive to those risks, and obtain audit evidence that is sufficient and appropriate to provide a basis for our opinion. The risk of not detecting a material misstatement resulting from fraud is higher than for one resulting from error, as fraud may involve collusion, forgery, intentional omissions, misrepresentation, or the override of internal control.



- Obtain an understanding of internal control relevant to the audit in order to design audit procedures that are appropriate in the circumstances, but not for the purpose of expressing an opinion on the effectiveness of the Bank's internal control.
 - Evaluate the appropriateness of accounting policies used and the reasonableness of accounting estimates and related disclosures made by the Management.
 - Conclude on the appropriateness of the Management's use of the going concern basis of accounting and, based on the audit evidence obtained, whether a material uncertainty exists related to events or conditions that may cast significant doubt on the Bank's ability to continue as a going concern. If we conclude that a material uncertainty exists, we are required to draw attention in our auditor's report to the related disclosures in the standalone Financial Results or, if such disclosures are inadequate, to modify our opinion. Our conclusions are based on the audit evidence obtained up to the date of our auditor's report. However, future events or conditions may cause the Bank to cease to continue as a going concern.
 - Evaluate the overall presentation, structure, and content of the standalone Financial Results, including the disclosures, and whether the standalone Financial Results represent the underlying transactions and events in a manner that achieves fair presentation.
9. We communicate with those charged with governance regarding, among other matters, the planned scope and timing of the audit and significant audit findings, including any significant deficiencies in internal control that we identify during our audit.
10. We also provide those charged with governance with a statement that we have complied with relevant ethical requirements regarding independence, and to communicate with them all relationships and other matters that may reasonably be thought to bear on our independence, and where applicable, related safeguards.



DISCLOSURE DOCUMENT FOR ISSUANCE OF COMMERCIAL PAPER

Other Matters

11. These standalone Financial Results incorporate the relevant returns of 26 branches visited/audited by us including Head Office which covers 95.50% of Advances, 99.22% of deposits and 100% of Borrowings as on 31st March 2022 and 91.95% of Interest income on advances, 98.28% of interest expense on deposits and 100% of interest expense on borrowings for the year ended 31st March 2022. These branches have been selected in consultation with the management of the Bank. In conduct of our audit, we have relied upon various information and returns received from remaining branches of the Bank not visited by us and generated through centralized data base at Head Office.
12. The standalone Financial Results includes the results for the quarter ended 31st March 2022, being the derived balancing figures between the standalone audited figures in respect of the full financial year ended 31st March 2022 and the published standalone unaudited year to date figures upto the nine months ended 31st December 2021, of the current financial year which have only been reviewed and not subjected to audit by us

Our opinion on the standalone financial results is not modified in respect of above matters.

For Borkar & Muzumdar
Chartered Accountants
Firm's Registration No. 101569W

Darshit Doshi
Darshit Doshi
Partner
Membership No. 133755
UDIN: 22133755AJCJFN5135



Place: Mumbai
Date: 17th May 2022





Small Industries Development Bank of India
(Established under the Small Industries Development Bank of India Act, 1989)
Head Office: SIDBI Tower, 15, Ashok Marg, Lucknow-226 001

Financial Results for the Quarter and Nine Months Ended December 31, 2022

(₹ crore)

Particulars	Quarter Ended			Nine Months Ended		Year Ended
	31.12.2022	30.09.2022	31.12.2021	31.12.2022	31.12.2021	31.03.2022
	[Reviewed]	[Audited]	[Reviewed]	[Reviewed]	[Reviewed]	[Audited]
1. Interest earned (a)+(b)+(c)+(d)	5,092	4,114	2,075	12,251	6,244	8,715
(a) Interest/disc. on advances/bills	4,441	3,187	1,854	10,116	5,338	7,475
(b) Income on investments	250	273	99	689	337	461
(c) Interest on balances with Reserve Bank of India and other inter bank funds	401	654	112	1,446	519	779
(d) Others	-	-	-	-	-	-
2. Other Income	235	108	110	411	240	424
3. Total Income (1+2)	5,327	4,222	2,185	12,662	6,484	9,139
4. Interest Expended	3,595	2,816	1,311	8,322	4,155	5,702
5. Operating Expenses (i)+(ii)	193	159	148	522	397	600
(i) Employees' cost	113	100	93	327	266	370
(ii) Other operating expenses	80	59	55	195	131	230
6. Total Expenditure (4+5) excluding provisions and contingencies	3,788	2,975	1,459	8,844	4,552	6,302
7. Operating Profit before Provisions and Contingencies (3-6)	1,539	1,247	726	3,818	1,932	2,837
8. Provisions (other than tax) and Contingencies [Net of write back]	128	337	115	461	190	352
9. Exceptional Items	-	-	-	-	(97)	(97)
10. Profit (+)/ Loss (-) from Ordinary Activities before tax (7-8+9)	1,411	910	611	3,357	1,645	2,388
11. Tax expense (Net of DTA/DTL)	346	221	175	828	264	439
12. Net Profit(+)/ Loss(-) from Ordinary Activities after tax (10-11)	1,065	689	436	2,529	1,381	1,958
13. Extraordinary items (net of tax expense)	-	-	-	-	-	-
14. Net Profit (+)/ Loss (-) for the period (12-13)	1,065	689	436	2,529	1,381	1,958
15. Paid-up equity share capital (Face Value ₹ 10 each)	569	569	532	569	532	569
16. Reserves excluding Revaluation Reserves	26,246	25,181	21,843	26,246	21,843	23,715
17. Analytical Ratios						
(i) Percentage of shares held by Government of India	20.85%	20.85%	15.40%	20.85%	15.40%	20.85%
(ii) Capital Adequacy Ratio (Under Basel II)	19.98%	20.59%	28.85%	19.98%	28.85%	24.28%
(iii) Earnings Per Share(Basic & Diluted) (EPS)	18.73*	12.12*	8.20*	44.49*	25.95*	36.79
(iv) NPA Ratios						
a) Amount of Gross NPA	255	210	285	255	286	218
b) Amount of Net NPA	142	125	185	142	185	132
c) % of Gross NPA	0.08	0.07	0.17	0.08	0.17	0.11
d) % of Net NPA	0.05	0.04	0.11	0.05	0.11	0.07
(v) Return on Assets (after Tax) (annualised)	1.20%	1.02%	1.03%	1.10%	1.03%	0.96%



DISCLOSURE DOCUMENT FOR ISSUANCE OF COMMERCIAL PAPER

(vi) Net Worth	25,713	24,386	22,104	25,713	22,104	23,497
(vii) Outstanding Redeemable Preference Shares	-	-	-	-	-	-
(viii) Capital Redemption Reserve	-	-	-	-	-	-
(ix) Debenture Redemption Reserve	-	-	-	-	-	-
(x) Operating Margin	28.90%	29.53%	33.22%	30.15%	29.79%	31.04%
(xi) Net Profit Margin	19.99%	16.32%	19.97%	19.98%	21.30%	21.43%
(xii) Debt - Equity Ratio *	6.58	7.08	1.37	6.58	1.37	3.22
(xiii) Total Debts to Total Assets (%) *	46.23	49.95	14.98	46.23	14.96	30.61

*Not audited

*Debt denotes total Borrowings (excluding Deposits)

Notes:

- 1) The Significant Accounting Policies followed in preparation of these financial results, in all material aspects, are consistent with those followed in preparation of the annual financial statements for the year ended March 31, 2022.
- 2) The above results have been approved by the Board of Directors at their meeting held on February 06, 2023.
- 3) The figures for the second quarter of the financial year are the balancing figures between audited figures in respect of the half year end and the published year to date figures upto the end of the first quarter of the financial year.
- 4) The financial results for the nine months ended December 31, 2022 have been arrived at, after considering provisions for Non-performing assets, Standard Assets and Investment Depreciation on the basis of prudential norms issued by Reserve Bank of India, Income Tax, Deferred tax and other usual and necessary provisions including employee benefits made on estimated / proportionate basis, wherever required and subject to adjustment at the year-end.
- 5) Details of loans transferred / acquired during the nine months ended December 31, 2022 under the RBI Master Direction on Transfer of Loan Exposures dated September 24, 2021 are given below:
During the nine months ended December 31, 2022:
 - i. the Bank has not acquired any loan not in default through assignment.
 - ii. the Bank has not transferred any non-performing assets (NPAs) to Asset Reconstruction Companies (ARCs) / to permitted transferees/ to other transferees.
 - iii. the bank has not acquired any stressed loans and not transferred any loan not in default / Special Mention Accounts (SMA).
 - iv. the bank has not invested in Security Receipts (SR) issued by Asset Reconstruction Companies (ARC) in respect of stressed loans transferred to ARCs.
- 6) Floating provision is not considered for computation of net NPAs.
- 7) Previous period's figures have been regrouped / reclassified wherever necessary to conform to current period classification.
- 8) As per RBI's letter dated May 15, 2019, implementation of IND-AS has been deferred for AIFIs until further notice.
- 9) The above results have been subjected to Limited Review by the Statutory Auditors.

By order of the Board

SIVASUBRAMANIAN
NARAN RAMANN

(Sivasubramanian Ramann)
Chairman and Managing Director

Dated : February 06, 2023
Place : Varanasi



- SIDBI Official

Visit our website: www.sidbi.in



@sidbiOfficial



Borker & Muzumdar

(Chartered Accountants)

Limited Review Report on Unaudited Standalone Financial Results of the Small Industries Development Bank of India for the quarter and nine months ended 31 December 2022, pursuant to the requirements of Regulation 52 of the SEBI (Listing Obligations and Disclosure Requirements) Regulations, 2015 (as amended)

The Board of Directors
Small Industries Development Bank of India

1. We have reviewed the accompanying Statement of Unaudited Standalone Financial Results of Small Industries Development Bank of India (the "Bank") for the quarter and nine months ended 31 December 2022 ("the Statement"), attached herewith, being submitted by the Bank pursuant to the requirements of Regulation 52 (Listing Obligations and Disclosure Requirements) Regulations, 2015, as amended ("Listing Regulations").
2. The Statement, which is the responsibility of the Bank's Management and has been approved by the Bank's Board of Directors, has been prepared in accordance with the recognition and measurement principles laid down in Accounting Standard -25 'Interim Financial Reporting' ('AS-25') notified by the Institute of Chartered Accountants of India, the Small Industries Development Bank of India General Regulations, 2000, the circulars, guidelines and directions issued by Reserve Bank of India from time to time (RBI guidelines) and the other accounting principles generally accepted in India. Our responsibility is to issue a report on the Statement based on our review.
3. We conducted our review of the Statement in accordance with the Standard on Review Engagement (SRE) 2410, "Review of Interim Financial Information Performed by the Independent Auditor of the Entity" issued by the Institute of Chartered Accountants of India. This standard requires that we plan and perform the review to obtain moderate assurance as to whether the statement is free of material misstatement. A review of interim financial information consists of making inquiries, primarily of persons responsible for financial and accounting matters, and applying analytical and other review procedures. A review is limited primarily to inquiries of company personnel and analytical procedures applied to financial data and thus

Tel. : (91) (22) 60899989 • Fax : (91) (22) 60899990 • Email : contact@borkerandmuzumdar.com • Website : www.borkerandmuzumdar.com
21/1B5, Anand Nagar (Off C.M.S., Anand Nagar Lane, Off Nehru Road, Sakinaka (E), Mumbai - 400 055
Branches: Ahmedabad • Bangalore • Chennai • Coimbatore • Delhi • Goa • Jaipur • Kolkata • Lucknow • Nagpur • Pune • Raipur



DISCLOSURE DOCUMENT FOR ISSUANCE OF COMMERCIAL PAPER

provides less assurance than an audit. We have not performed an audit and accordingly we do not express an audit opinion.


4. Included in these unaudited standalone Financial Results are the relevant returns of Mumbai Head Office reviewed by us which covers 95.00% of Advances, 98.30% of deposits, 100% of Borrowings as on December 31, 2022. In conduct of our review, we have relied upon various information and returns received from remaining branches of the Bank not visited by us for the purpose of review and generated through centralized data base at Bank's Head Office.
5. Based on our review conducted as above, nothing has come to our attention that causes us to believe that the accompanying Statement of Unaudited Standalone Financial Results prepared in accordance with applicable accounting standards, the RBI Guidelines and other accounting principles generally accepted in India, has not disclosed the information required to be disclosed in terms of Regulation 52 of the SEBI (Listing Obligations and Disclosure Requirements) Regulations, 2015 (as amended) including the manner in which it is to be disclosed, or that it contains any material misstatement or that it has not been prepared in accordance with the relevant prudential norms issued by the Reserve Bank of India in respect of income recognition, asset classification, provisioning and other related matters.

For Borkar & Muzumdar
Chartered Accountants
Firm's Registration No. 101569W

DARSHIT Digitally signed
by DARSHIT
PRADIP DOSHI
Date: 2023.02.06
13:49:36 +05'30'
PRADIP
DOSHI

Darshit Doshi
Partner
Membership No. 133755
UDIN: 23133755BGQTXK6427

Place: Mumbai
Date: 06 February 2023



- 5.2 Latest audited financials should not be older than six-month from the date of application for listing.

Provided that listed issuers (who have already listed their specified securities and/or 'Non-convertible Debt Securities' (NCDs) and/or 'Non-Convertible Redeemable Preference Shares' (NCRPS)) who are in compliance with Securities and Exchange Board of India (Issue and Listing of Non-Convertible Securities) Regulations, 2021, as amended, may file unaudited financials with limited review for the stub period in the current financial year, subject to making necessary disclosures in this regard including risk factors.

Audited financials of SIDBI for the March 31, 2022 is attached.

6. Asset Liability Management (ALM) Disclosures:

- 6.1 NBFCs seeking to list their CPs shall make disclosures as specified for NBFCs in SEBI Circular nos. CIR/IMD/DF/ 12 /2014, dated June 17, 2014 and CIR/IMD/DF/ 6 /2015, dated September 15, 2015, as revised from time to time. Further, "Total assets under management", under para 1.a. of Annexure I of CIR/IMD/DF/ 6 /2015, dated September 15, 2015 shall also include details of off-balance sheet assets.

Not Applicable

- 6.2 HFCs shall make disclosures as specified for NBFCs in SEBI Circular no. CIR/IMD/DF/ 6 /2015, dated September 15, 2015, as revised from time to time with appropriate modifications viz. retail housing loan, loan against property, wholesale loan - developer and others.

Not Applicable



DISCLOSURE DOCUMENT FOR ISSUANCE OF COMMERCIAL PAPER

Board resolution for Borrowing



SIDBI B.No.7/2022-23

Resource Plan for FY23

The Board at its 214th Meeting held on May 17, 2022 after detailed deliberation, passed the following resolutions:

"RESOLVED that the Resource Plan for FY2023, as contained in the Memorandum SIDBI B.No.7/2022-23 dated May 11, 2022, for raising a sum of ₹1,91,000 crore through various instruments, including private placement of unsecured bonds, be and is hereby approved. This, however, excludes short term resources raised and repaid during the year.

FURTHER RESOLVED that CMD/DMD, be and are hereby authorized to approve need based additional borrowings upto 20% of the Resource Gap of ₹1,91,000 crore for FY 2023 as may be necessary through various instruments including private placement of unsecured bonds.

FURTHER RESOLVED that ALCO, be and is hereby authorized to approve any variation in the proposed resource mix including borrowing through private placement of unsecured bonds, by way of inter se adjustments across instruments and currency within the overall approved Resource Plan, depending upon market conditions / emergent requirements.

FURTHER RESOLVED that, raising upto 25% of the incremental resources raised during FY 2023 during the first few months of FY 2024, pending approval of regular Annual Business Plan and Resource Plan for FY 2024, for meeting the business / debt servicing requirements in the intervening period, through various instruments, including private placement of unsecured bonds, be and is hereby approved."



कुर्ते भारतीय लघु उद्योग विकास
For Small Industries Development Bank of India

प्रतिपूत हस्ताक्षरकर्ता / Authorized Signatory

बैंक हिन्दी में वित्तियन एवं वित्तियन जानकारी हेतु :

भारतीय लघु उद्योग विकास बैंक

मुख्यालय भवन, प्लॉट - 3, गेट - 2, ई-11, पोस्टाफ, वॉटर डुप्ले कॉम्प्लेक्स, थाना (मुंबई), मुंबई - 400 051, गुजरात : (91) 22 67531100 | दिल्ली : (91) 22 67221525

SMALL INDUSTRIES DEVELOPMENT BANK OF INDIA

Overseas Branches, Address 2: 11119 2, G-11, D-Block, Bandra (East) Complex, Bandra (E), Mumbai - 400051. Tel: +91 22 6753 1100 | Fax: +91 22 6712 1525

Toll Free No: 1800 22 6753 | वेब साईट : 1800 22 6753

www.sidbi.in | www.udyammitra.in


☑ ट्विटर ऑफिशल ☑ SIDBI Official ☑ SIDBI Official ☑ SIDBI(Small Industries Development Bank of India) ☑ SIDBI Official




Appendix I

Outstanding Commercial Paper (As on March 20, 2023)

Series	ISIN	Tenor / Period of Maturity	Coupon	Amount Issued (In Rs Crore)	Date of Allotment	Redemptio n Date / Schedule	Credit Rating	Secured / Unsecured	Security	Other Details Viz. Details of IPA, Details of CRA
CP- 15/FY2023	INE556F14I P6	84 days	6.98%	4100	01-Jan- 2023	03-Apr- 2023	CARE A1+ & IND A1+	Unsecured	NA	IDBI Bank Ltd.
CP- 16/FY2023	INE556F14I Q4	136 days	7.47%	1750	27-Jan- 2023	12-Jun- 2023	CARE A1+ & IND A1+	Unsecured	NA	IDBI Bank Ltd.
CP- 17/FY2023	INE556F14I R2	91 days	7.24%	3650	14-Feb- 2023	16-May- 2023	CARE A1+ & IND A1+	Unsecured	NA	IDBI Bank Ltd.
CP- 18/FY2023	INE556F14I S0	91 days	7.24%	1250	15-Feb- 2023	17-May- 2023	CARE A1+ & IND A1+	Unsecured	NA	IDBI Bank Ltd.
CP- 19/FY2023	INE556F14I T8	91 days	7.24%	2500	20-Feb- 2023	22-May- 2023	CARE A1+ & IND A1+	Unsecured	NA	IDBI Bank Ltd.
CP- 20/FY2023	INE556F14I U6	91 days	7.40%	2700	24-Feb- 2023	26-May- 2023	CARE A1+ & IND A1+	Unsecured	NA	IDBI Bank Ltd.
CP- 21/FY2023	INE556F14I V4	91 days	7.40%	2350	28-Feb- 2023	30-May- 2023	CARE A1+ & IND A1+	Unsecured	NA	IDBI Bank Ltd.
CP- 22/FY2023	INE556F14I W2	91 days	7.68%	3700	09-Mar- 2023	08-Jun- 2023	CARE A1+ & IND A1+	Unsecured	NA	IDBI Bank Ltd.
CP- 23/FY2023	INE556F14I Q4	91 days	7.68%	3525	13-Mar- 2023	12-Jun- 2023	CARE A1+ & IND A1+	Unsecured	NA	IDBI Bank Ltd.




CP- 24/FY2023	INE556F14I X0	91 days	7.65%	1450	15-Mar- 2023	14-Jun- 2023	CARE A1+ & IND A1+	Unsecured	NA	IDBI Bank Ltd.
CP- 25/FY2023	INE556F14I X0	89 days	7.65%	1000	17-Mar- 2023	14-Jun- 2023	CARE A1+ & IND A1+	Unsecured	NA	IDBI Bank Ltd.
CP- 26/FY2023	INE556F14I Y8	91 days	7.54%	5500	17-Mar- 2023	16-Jun- 2023	CARE A1+ & IND A1+	Unsecured	NA	IDBI Bank Ltd.



Appendix II


Outstanding Certificate of Deposit (As on March 20, 2023)

Series	ISIN	Tenor / Period of Maturity	Coupon	Amount Issued (In Rs Crore)	Date of Allotment	Redemption Date / Schedule	Credit Rating	Secured / Unsecured	Security	Other Details Viz. Details of IPA, Details of CRA
CD- 9 / FY2022	INE556F16952	365 Days	4.85%	2500	23-Mar- 22	23-Mar-23	CARE AAA / CARE A1+	Unsecured	NA	NA
CD-1/ FY2023	INE556F16960	365 Days	6.30%	2200	30-May- 22	30-May-23	CARE AAA / CARE A1+	Unsecured	NA	NA
CD-2/ FY2023	INE556F16978	365 Days	6.40%	925	07-Jun-22	07-Jun-23	CARE AAA / CARE A1+	Unsecured	NA	NA
CD-3/ FY2023	INE556F16986	365 Days	6.73%	2200	29-Aug- 22	29-Aug-23	CARE AAA / CARE A1+	Unsecured	NA	NA
CD-4/ FY2023	INE556F16994	365 Days	6.80%	2425	01-Sep- 22	01-Sep-23	CARE AAA / CARE A1+	Unsecured	NA	NA
CD-5/ FY2023	INE556F16AA0	365 Days	6.77%	1300	12-Sep- 22	12-Sep-23	CARE AAA / CARE A1+	Unsecured	NA	NA
CD-6/ FY2023	INE556F16AB8	365 Days	7.55%	850	21-Nov- 22	21-Nov-23	CARE AAA /	Unsecured	NA	NA



DISCLOSURE DOCUMENT FOR ISSUANCE OF COMMERCIAL PAPER


CD-7/ FY2023	INE556F16AC6	440 Days	7.6582%	1600	01-Dec-22	14-Feb-24	CARE A1+	Unsecured	NA	NA
CD-8/ FY2023	INE556F16AD4	365 Days	7.60%	2000	06-Dec-22	06-Dec-23	CARE AAA/ CARE A1+	Unsecured	NA	NA
CD-9/ FY2023	INE556F16AE2	365 Days	7.70%	4000	11-Jan-23	11-Jan-24	CARE AAA/ CARE A1+	Unsecured	NA	NA
CD-10/ FY2023	INE556F16AF9	365 Days	7.72%	2400	31-Jan-23	31-Jan-24	CARE AAA/ CARE A1+	Unsecured	NA	NA
CD-11/ FY2023	INE556F16AG7	365 Days	7.88%	2035	14-Mar-23	14-Mar-24	CARE AAA/ CARE A1+	Unsecured	NA	NA




Appendix III

Outstanding Unsecured Bonds (As on March 20, 2023)


Sl. No.	ISIN	Tenor / Period of Maturity	Coupon	Amount Issued (In Rs Crore)	Date of Allotment	Redemption Date / Schedule	Credit Rating	Secured / Unsecured	Security	Other Details Viz. Details of IPA, Details of CRA
1	INE556F08JQ4	3 Years	4.9	500	18-Aug-20	18-Aug-23	ICRA AAA	Unsecured	NA	ICRA
2	INE556F08JR2	3 Years	4.58	250	17-Dec-20	18-Dec-23	ICRA AAA	Unsecured	NA	ICRA
3	INE556F08JS0	3 Years	5.24	1900	26-Mar-21	26-Mar-24	CARE AAA	Unsecured	NA	CARE
4	INE556F08JT8	3 Years	4.97%	550	17-Jun-21	17-Jun-24	CARE AAA	Unsecured	NA	CARE
5	INE556F08JU6	3 Years	5.59%	2500	21-Feb-22	21-Feb-25	CARE AAA	Unsecured	NA	CARE
6	INE556F08JV4	3 Years & 1 Day	5.57%	2500	02-Mar-22	03-Mar-25	CARE & ICRA AAA	Unsecured	NA	CARE & ICRA,
7	INE556F08JW2	3 Years & 1 Day	5.40%	1525	16-Mar-22	17-Mar-25	CARE & ICRA AAA	Unsecured	NA	CARE & ICRA, Put/Call at 2 Years



8	INE556F08JX0	3 Years	5.70%	1625	28-Mar-22	28-Mar-25	CARE & ICRA AAA	Unsecured	NA	CARE & ICRA,
9	INE556F08JY8	3 years and 2 days	7.15%	2500	29-May-22	02-June-25	CARE & ICRA AAA	Unsecured	NA	CARE & ICRA, No put/call
10	INE556F08JZ5	3 years and 3 days	7.15%	3000	18-Jul-22	21-Jul-25	CARE & ICRA AAA	Unsecured	NA	CARE & ICRA, no put/call
11	INE556F08KA6	3 years and 3 days	7.25%	3905	28-Jul-22	31-Jul-25	CARE & ICRA AAA	Unsecured	NA	CARE & ICRA, no put/call
12	INE556F08KB4	3 years 6 month and 10 days	7.11%	4000	17-Aug-22	27-Feb-26	CARE & ICRA AAA	Unsecured	NA	CARE & ICRA, no put/call
13	INE556F08KC2	3 years 6 month and 1 days	7.23%	4000	08-Sep-22	09-Mar-26	CARE & ICRA AAA	Unsecured	NA	CARE & ICRA, no put/call
14	INE556F08KD0	3 years and 13 days	7.75%	4000	14-Oct-2022	27-Oct-2025	CARE & ICRA AAA	Unsecured	NA	CARE & ICRA, no put/call




15	INE556F08KE8	3 years and 10 days	7.47%	4000	15-Nov- 2022	25-Nov- 2025	CARE & ICRA AAA	Unsecured	NA	CARE & ICRA, no put/call
16	INE556F16AC6	3 years 41 days	7.54%	5000	02-Dec- 2022	12-Jan-2026	CARE & ICRA AAA	Unsecured	NA	CARE & ICRA, no put/call
17	INE556F08KG3	3 years 23 days	7.59%	5000	18-Jan- 2023	10-Feb- 2026	CARE & ICRA AAA	Unsecured	NA	CARE & ICRA, no put/call




Appendix IV

Commercial Papers Issued in Last 15 Months

Series	ISIN	Tenor (Days)	Coupon	Amount Issued (In Rs Crore)	Date of Allotment	Redemption Date / Schedule	Credit Rating	Secured / Unsecured	Security	Other Details Viz. Details of IPA, Details of CRA
CP-1 / FY 2022	INE556F14HY0	90	3.43%	1850	29-Sep-2021	28-Dec-2021	CARE A1+ & Fitch A1+	Unsecured	NA	IDBI Bank Ltd.
CP-2 / FY 2022	INE556F14HZ7	90	3.70%	2000	30-Dec-2021	30-Mar-2022	CARE A1+ & IND A1+	Unsecured	NA	IDBI Bank Ltd.
CP-3 / FY20 22	INE556F14IA8	89	3.70%	4000	14-Jan-2022	13-Apr-2022	CARE A1+ & IND A1+	Unsecured	NA	IDBI Bank Ltd.
CP-04 / FY20 22	INE556F14IB6	333 Days	4.55%	1000	17-Jan-2022	16-Dec-2022	CARE A1+ & IND A1+	Unsecured	NA	IDBI Bank Ltd.
CP-01/FY 2023	INE556F14IC4	48 Days	3.85%	3000	13-Apr-2022	19-Apr-2022	CARE A1+ & IND A1+	Unsecured	NA	IDBI Bank Ltd.
CP-02/FY 2023	INE556F14IC4	48 Days	3.85%	1000	18-Apr-2022	19-Apr-2022	CARE A1+ & IND A1+	Unsecured	NA	IDBI Bank Ltd.
CP-03/FY 2023	INE556F14ID2	182 Days	4.65%	3500	02-May-2022	31-Oct-2022	CARE A1+ & IND A1+	Unsecured	NA	IDBI Bank Ltd.
CP-04/FY 2023	INE556F14IE0	278 Days	6.12%	2550	25-May-2022	27-Feb-2023	CARE A1+ & IND A1+	Unsecured	NA	IDBI Bank Ltd.



CP-05/FY 2023	INE556F14IF 7	84 Days	5.83%	4000	29-July-2022	21-Oct-2022	CARE A1+ & IND A1+	Unsecured	NA	IDBI Bank Ltd.
CP-06/FY 2023	INE556F14IG 5	214 Days	6.20%	2575	08-Aug-2022	10-Mar-2023	CARE A1+ & IND A1+	Unsecured	NA	IDBI Bank Ltd.
CP-07/FY 2023	INE556F14IH 3	78 Days	5.77%	3500	23-Aug-2022	09-Nov-2022	CARE A1+ & IND A1+	Unsecured	NA	IDBI Bank Ltd.
CP-08/FY 2023	INE556F14II 1	202 Days	6.35%	4000	30-Aug-2022	30-Mar-2023	CARE A1+ & IND A1+	Unsecured	NA	IDBI Bank Ltd.
CP-09/FY 2023	INE556F14IK 7	86 Days	5.92%	4000	05-Sep-2022	30-Nov-2022	CARE A1+ & IND A1+	Unsecured	NA	IDBI Bank Ltd.
CP-10/FY 2023	INE556F14IJ 9	88 Days	5.92%	3750	05-Sep-2022	02-Dec-2022	CARE A1+ & IND A1+	Unsecured	NA	IDBI Bank Ltd.
CP-11/FY 2023	INE556F14IL 5	91 Days	6.05%	4000	19-Sep-2022	19-Dec-2022	CARE A1+ & IND A1+	Unsecured	NA	IDBI Bank Ltd.
CP-12/FY 2023	INE556F14IM 3	87 Days	6.40%	3350	07-Oct-2022	02-Jan-2023	CARE A1+ & IND A1+	Unsecured	NA	IDBI Bank Ltd.
CP-13/FY 2023	INE556F14IO 9	91 Days	6.95%	3450	10-Nov-2022	09-Jan-2023	CARE A1+ & IND A1+	Unsecured	NA	IDBI Bank Ltd.
CP-14/FY 2023	INE556F14IN 1	82 days	6.93%	2450	11-Nov-2022	31-Jan-2023	CARE A1+ & IND A1+	Unsecured	NA	IDBI Bank Ltd.
CP-15/FY 2023	INE556F14IP 6	84 days	6.98%	4100	01-Jan-2023	03-Apr-2023	CARE A1+ & IND A1+	Unsecured	NA	IDBI Bank Ltd.
CP-16/FY 2023	INE556F14IQ 4	136 days	7.47	1750	27-Jan-2023	12-Jun-2023	CARE A1+ & IND A1+	Unsecured	NA	IDBI Bank Ltd.



CP- 17/FY 2023	INE556F14IR 2	91 days	7.24	3650	14-Feb- 2023	16-May-2023	CARE A1+ & IND A1+	Unsecured	NA	IDBI Bank Ltd.
CP- 18/FY 2023	INE556F14IS0	91 days	7.24%	1250	15-Feb- 2023	17-May-2023	CARE A1+ & IND A1+	Unsecured	NA	IDBI Bank Ltd.
CP- 19/FY 2023	INE556F14IT8	91 days	7.24%	2500	20-Feb- 2023	22-May-2023	CARE A1+ & IND A1+	Unsecured	NA	IDBI Bank Ltd.
CP- 20/FY 2023	INE556F14IU6	91 days	7.40%	2700	24-Feb- 2023	26-May-2023	CARE A1+ & IND A1+	Unsecured	NA	IDBI Bank Ltd.
CP- 21/FY 2023	INE556F14IV4	91 days	7.40%	2350	28-Feb- 2023	30-May-2023	CARE A1+ & IND A1+	Unsecured	NA	IDBI Bank Ltd.
CP- 22/FY 2023	INE556F14IW2	91 days	7.68%	3700	09-Mar- 2023	08-Jun-2023	CARE A1+ & IND A1+	Unsecured	NA	IDBI Bank Ltd.
CP- 23/FY 2023	INE556F14IQ4	91 days	7.68%	3525	13-Mar- 2023	12-Jun-2023	CARE A1+ & IND A1+	Unsecured	NA	IDBI Bank Ltd.
CP- 24/FY 2023	INE556F14IX0	91 days	7.65%	1450	15-Mar- 2023	14-Jun-2023	CARE A1+ & IND A1+	Unsecured	NA	IDBI Bank Ltd.
CP- 25/FY 2023	INE556F14IX0	89 days	7.65%	1000	17-Mar- 2023	14-Jun-2023	CARE A1+ & IND A1+	Unsecured	NA	IDBI Bank Ltd.
CP- 26/FY 2023	INE556F14IY8	91 days	7.54%	5500	17-Mar- 2023	16-Jun-2023	CARE A1+ & IND A1+	Unsecured	NA	IDBI Bank Ltd.

