

**DISCLOSURE DOCUMENT FOR ISSUANCE OF COMMERCIAL PAPER**  
(as per SEBI Circular dated October 22, 2019)

1. Issuer details:

1.1 Details of the issuer:

(i).	Name	:	Small Industries Development Bank of India
	Address	:	Registered Office:  SIDBI Tower, 15, Ashok Marg, Lucknow Pin Code: 226001  Corporate Office Address:  Swavalamban Bhavan, 4th Floor, Plot No. C-11, 'G' Block, Bandra Kurla Complex, Bandra (East), Mumbai - 400051
	CIN	:	NA
	PAN	:	AABCS3480N
	LEI NUMBER	:	3358003NTGA2D7D31E14
(ii).	Line of Business	:	Financial Institution
(iii).	Chief Executive	:	Shri Sivasubramanian Ramann, Chairman & Managing Director
(iv).	Group affiliation (if any).	:	NA


1.2 Details of the Directors (As on December 31, 2022):

Sl. No.	Name and Designation	Age / Date of Birth	Address	Director since	List of other directorships
1	Shri Sivasubramanian Ramann  Chairman & Managing Director	25 February 1966	Small Industries Development Bank of India  SWAVALAMBAN BHAVAN, Avenue 3, Lane 2, Bandra Kurla Complex, Bandra (East), Mumbai – 400 051	19/04/2021	1. SIDBI Venture Capital Ltd. 2. SIDBI Trustee Company Ltd. 3. Micro Units Development & Refinance Agency Ltd 4. Credit Guarantee Fund Trust for Micro and Small Enterprises 5. Receivables Exchange of India Ltd. 6. India SME Asset Reconstruction Co. Ltd. 7. National Credit Guarantee Trustee Company Ltd.



## DISCLOSURE DOCUMENT FOR ISSUANCE OF COMMERCIAL PAPER

					8. Entrepreneurship Development Institute of India 9. SIDBI Swavalamban Foundation
2	Shri V. Satya Venkata Rao  Dy. Managing Director (Whole Time Director)	14 Jan 1965	Small Industries Development Bank of India  SIDBI Tower, 15, Ashok Marg, Lucknow – 226 001	05/06/2020	1. Micro Units Development & Refinance Agency Ltd 2. SIDBI Venture Capital Ltd. 3. SIDBI Trustee Company Limited 4. India SME Asset Reconstruction Company Limited
3	Shri Sudatta Mandal  Dy. Managing Director (Whole Time Director)	20 April 1968	Small Industries Development Bank of India  SWAVALAMBAN BHAVAN, Avenue 3, Lane 2, Bandra Kurla Complex, Bandra (East), Mumbai – 400 051	03/05/2021	1. Micro Units Development & Refinance Agency Ltd. 2. Receivables Exchange of India Ltd. 3. SIDBI Swavalamban Foundation
4	Shri Shailesh Kumar Singh  Government Director	28 March 1966	Additional Secretary & DC (MSME) Ministry of MSME, Government of India, Nirman Bhavan, Maulana Azad Road, New Delhi - 110 108	20/06/2022	1. All Tool Rooms/Technology Centres under the Office of DC(MSME)
5	Shri Lalit Kumar Chandel  Government Director	12 May 1967	Economic Advisor Department of Financial Services, Ministry of Finance, Government of India, Jeevan Deep Building, Parliament Street,	01/04/2022	1. National Housing Bank 2. India Infrastructure Finance Company Limited 3. Bank of Maharashtra 4. IIFC (UK)



## DISCLOSURE DOCUMENT FOR ISSUANCE OF COMMERCIAL PAPER

			New Delhi – 110 001		
6	Shri K. Sampath Kumar  Nominee Director - SBI	21 March 1967	Chief General Manager State Bank of India State Bank Bhavan, Nariman Point, Mumbai- 400 021	20/07/2022	-
7	Shri Krishna Singh Nagnyal  Nominee Director - LIC Former Executive Director, LIC of India	1 Feb 1962	House no. 6, Officer's colony, Ramadi Aan Singh, P O Fatehpur, Near Gandhi Ashram, Kaladungi Road, Haldwani, Uttarakhand – 263 139	29/10/2021	-
8	Shri Monomoy Mukherjee  Nominee Director - NABARD  (Directors nominated by three largest Shareholders)	30 Sep 1964	Chief General Manager NABARD Head Office, Secretary's Department, 8th Floor, B Wing, Plot C -24, G Block, Bandra Kurla Complex, Bandra (East) Mumbai – 400 051	29/12/2021	-
9	Shri G. Gopalakrishna  Director  (Director Co-opted by the Board of SIDBI)	11 Mar 1956	B-301, Lady Ratan Tower, Danik Shivner Marg, Gandhinagar, Worli, Mumbai - 400 018	11/08/2018	1. Invent ARC Pvt. Ltd. 2. Yaari Digital Integrated Services Ltd. 3. ICICI Home Finance Company Ltd. 4. Risk and Compliance Professionals Association (Not for profit company) 5. Axis Mutual Fund Trustee Ltd. 6. Krazybee Services Private Ltd. 7. ICICI Prudential Pension Funds Management Company Ltd.
10	Shri Ashish Gupta  Director	02 Jul 1973	Managing Director	11/08/2018	1. Giarnav Realty Pvt. Ltd. 2. Navgia Realty Pvt. 3. Credit Suisse Securities India Pvt. Ltd.



## DISCLOSURE DOCUMENT FOR ISSUANCE OF COMMERCIAL PAPER

	(Director Co-opted by the Board of SIDBI)		Credit Suisse Securities India Pvt. Ltd. A-201, Ashok Towers, Dr. Babasaheb Ambedkar Road, Parel, Mumbai - 400 012		
11	Smt. Nupur Garg  Director  (Director Co-opted by the Board of SIDBI)	09 Aug 1974	Villa 72, The Palm Springs, DLF Phase V, Golf Course Road, Sector 54, Gurugram - 122 002	04/02/2019	1. Aaryana Business Ventures Private Limited 2. Winpe Development Forum (Not for profit company) 3. National Infrastructure Investment Fund 4. YourNest India VC Fund 5. Growx Startups LLP 6. GrowX Ventures LLP 7. GrowX Business Ventures LLP 8. Indigo Paints Private Limited 9. Kerala Infrastructure Fund Management Limited 10. Triumvirate Management Services Private Limited 11. Kids Clinic India Limited
12	Shri Amit Tandon  Director  (Director Co-opted by the Board of SIDBI)	25 Oct 1960	Founder and Managing Director of Institutional Investor Advisory Services India Ltd, DGP House, Ground Floor, 88-C, Old Prabhadevi Road, Mumbai - 400 025	08/08/2021	1. Institutional Investor Advisory Services India Limited 2. IIAS Research Foundation 3. Foundation For Audit Quality 4. Narain Family Trust

## 1.3 Details of change in directors in last three financial years including any change in the current year:

Sr .No.	Name	Date of Appointment / Resignation	Date of Cessation (in	Remarks (viz. Reasons for Change etc.)
---------	------	-----------------------------------	-----------------------	--



			case of resignation)	
1	Shri Shailesh Kumar Singh	20/06/2022	Currently on Board	Government of India nominated Shri Shailesh Kumar Singh as a Director vide its notification dated June 20, 2022 in place of Shri Devendra Kumar Singh.
2	Shri Lalit Kumar Chandel	01/04/2022	Currently on Board	Nominated: Government of India, vide its notification dated April 1, 2022, nominated Shri Lalit Kumar Chandel as a Director.
3	Shri Monomoy Mukherjee	29/12/2021	Currently on Board	Nominated: NABARD vide its letter dated December 29, 2021, has nominated Shri Monomoy Mukherjee as its nominee Director on the Board of SIDBI in place of Shri L. R. Ramachandran
4	Shri Krishna Singh Nagnyal	29/10/2021	Currently on Board	Nominated: LIC of India, vide its communication dated October 29, 2021, nominated Shri Krishna Singh Nagnyal on the Board w.e.f October 29, 2021 in place of Shri V. Sathya Kumar
5	Shri Amit Tandon	08/08/2021	Currently on Board	Co-opted: The Board at its 211 <sup>th</sup> meeting held on August 7, 2021 co-opted Shri Amit Tandon as a Director for a period of three years from August 8, 2021.
6	Shri K Sampath Kumar	20/07/2022	Currently on Board	Nominated: State Bank of India, vide its communication dated July 20, 2022, nominated Shri Sampath Kumar on the Board w.e.f July 20, 2022 in place of Shri B Sankar.
7	Shri Sudatta Mandal	03/05/2021	Currently on Board	Appointed: Government of India, vide its notification dated April 23, 2021, appointed Shri Sudatta Mandal as Deputy Managing Director.
8	Shri Sivasubramanian Ramann	19/04/2021	Currently on Board	Appointed: Government of India, vide its notification dated April 7, 2021,



## DISCLOSURE DOCUMENT FOR ISSUANCE OF COMMERCIAL PAPER

				appointed Shri Sivasubramanian Ramann as Chairman and Managing Director.
9	Shri V. Satya Venkata Rao	05/06/2020	Currently on Board	Appointed: Government of India, vide its notification dated May 28, 2020, appointed Shri V. Satya Venkata Rao as Deputy Managing Director.
10	Shri Devendra Kumar Singh	05/06/2020	Currently on Board	Nominated: Government of India, vide its notification dated June 5, 2020, nominated Shri Devendra Kumar Singh as a Director.
11	Smt. Nupur Garg	04/02/2019	Currently on Board	Co-opted: The Board at its 200th meeting held on February 04, 2019 co-opted Smt. Nupur Garg as a Director for a period of 3 years from the date of approval. Further, the Board at its 213th meeting held on February 2, 2022 has co-opted her for a further period of three years.
12	Shri G. Gopalakrishna	11/08/2018	Currently on Board	Co-opted: The Board at its 197th meeting held on August 11, 2018 co-opted S/Shri G. Gopalakrishna and Ashish Gupta as Directors for a period of 3 years from the date of approval.  Further, the Board at its 211th meeting held on August 7, 2021 has co-opted them for a further period of three years.
13	Shri Ashish Gupta	11/08/2018	Currently on Board	
Director Ceased as on December 31, 2022				
1	Shri Pankaj Jain	01/01/2016	31/03/2022	Consequent upon Government of India nominating Shri Lalit Kumar Chandel on the Board in place of Shri Pankaj Jain, he ceased to be a member of the Board.
2	Shri L.R. Ramachandran	23/6/2020	28/12/2021	Consequent upon NABARD nominating Shri Monomoy Mukherjee on the Board in place of Shri L.R. Ramachandran, he ceased to be a member of the Board.



3	Shri V. Sathya Kumar	16/07/2019	28/10/2021	Consequent upon LIC nominating Shri Krishna Singh Nagnyal on the Board in place of Shri Sathya Kumar, he ceased to be a member of the Board.
4	Shri G K Kansal	29/6/2018	28/06/2021	Consequent upon SBI nominating Shri B. Sankar on the Board in place of Shri Kansal, he ceased to be a member of the Board.
5	Shri Manoj Mittal	22/01/2016	21/01/2021	Completed tenure of DMD as per Gol notification dated January 22, 2016.
6	Shri Mohammad Mustafa	28/08/2017	27/08/2020	Completed tenure of CMD as per Gol notification dated August 4, 2017.
7	Shri S.K. Bansal	28/02/2019	22/06/2020	Consequent upon NABARD nominating Shri L. R. Ramachandran on the Board in place of Shri S.K. Bansal, he ceased to be a member of the Board.
8	Shri Ram Mohan Mishra	01/01/2018	04/06/2020	Consequent upon Government of India nominating Shri Devendra Kumar Singh on the Board in place of Shri Ram Mohan Mishra, he ceased to be a member of the Board.
9	Shri Ajay Kumar Kapur	22/01/2016	31/10/2019 ~	Retired: Ceased to be a Director w.e.f. November 1, 2019 on superannuation.
10	Shri Hariharan	21/10/2014	15/07/2019	Retired: Consequent upon LIC nominating Shri V. Sathya Kumar on the Board in place of Shri S. Hariharan.
11	Shri Devendra Kumar Singh	05/06/2020	19/06/2022	Retired consequent upon nomination of Shri Shailesh Kumar Singh by Gol
12	Shri B Sankar	29/06/2021	19/07/2022	Retired consequent upon nomination of Shri K Sampath Kumar by SBI.

1.4 List of top 10 holders of equity shares of the company as on date or the latest quarter end:

Sl. No.	Name of the Shareholder	No of shares held	% of Holding
1	Government of India	11,85,41,169	20.85%
2	State Bank of India	8,90,00,000	15.65%



DISCLOSURE DOCUMENT FOR ISSUANCE OF COMMERCIAL PAPER

3	Life Insurance Corporation of India	7,57,98,889	13.33%
4	National Bank for Agriculture & Rural Development	5,31,92,203	9.36%
5	Punjab National Bank	3,39,00,000	5.96%
6	Bank of Baroda	2,88,59,610	5.08%
7	National Housing Bank	2,60,00,000	4.57%
8	Canara Bank	2,56,59,610	4.51%
9	Union Bank of India	2,06,00,000	3.62%
10	Bank of India	1,51,00,000	2.66%

1.5 Details of the Statutory Auditor:

Name and Address	Date of Appointment	Remarks
M/s BORKAR & MUZUMDAR 21/168, Anand Nagar Om CHS, Anand Nagar Lane, Vakola, Santa Cruz East, <u>Mumbai – 400 055</u>	October 2020	(Appointed as SA since October 2020)

1.6 Details of the change in statutory auditors in last three financial years including any change in the current year:

Name and Address	Date of Appointment/ resignation	Date of cessation (in case of resignation)	Remarks (viz. reasons for change etc.)
Chhajed & Doshi, 101, Hubtown Solaris, Near East West Flyover, Professor NS Phadke Rd, Andheri East, Mumbai, Maharashtra - 400069	June 30, 2020 (Appointment – July 11, 2017)	-	Appointment of SA as per the provisions of SIDBI Act 2000

1.7 List of top securities holders (As on December 31, 2022):

A. Unsecured Bonds





Sl. No.	Name of the Holder	Category	Amount (in ₹Crore)	Holding of debt Securities as a percentage of total debt securities outstanding of the issuer
1	SBI MF (Different schemes)	MF	6422.50	23.50%
2	State Bank of India	NB	5240.00	19.18%
3	ICICI MF (Different schemes)	MF	5075.00	18.57%
4	Aditya Birla MF (Different schemes)	MF	4310.00	15.77%
5	Axis Mutual Fund (Different schemes)	MF	3304.40	12.09%
6	CBT-Employees' Provident Fund Organisation	CGV	3230.10	11.82%
7	Kotak Mahindra MF (Different schemes)	MF	2675.00	9.79%
8	HDFC MF	MF	2445.00	8.95%
9	Nippon MF (Different schemes)	MF	2130.00	7.80%
10	Punjab National Bank	NB	1925.00	7.04%

#### B. Certificate of Deposit

Sl. No.	Name of the Holder	Category	Amount (in ₹Crore)	Holding of debt Securities as a percentage of total debt securities outstanding of the issuer
1	State Bank of India	NB	2750.00	18.46%
2	Aditya Birla Sun Life Mutual Fund	MF	2225.00	14.93%
3	Kotak Mutual Fund	MF	1070.00	7.18%
4	Axis Mutual Fund	MF	1025.00	6.88%
5	SBI Mutual Fund	MF	950.00	6.38%
6	Punjab National Bank	NB	800.00	5.37%
7	WIPRO Limited	CBO	800.00	5.37%
8	Tata Mutual Fund	MF	650.00	4.36%
9	HDFC Mutual Fund	MF	550.00	3.69%
10	ICICI BANK LTD	CBO	500.00	3.36%

#### 1.8 List of top 10 CP holders (As on December 31, 2022):



DISCLOSURE DOCUMENT FOR ISSUANCE OF COMMERCIAL PAPER

Sl. No.	Name of the Holder	Category	Amount (in ₹Crore)	Holding of debt Securities as a percentage of total debt securities outstanding of the issuer
1	Aditya Birla Sun Life Mutual Fund	MF	1960.00	39.20%
2	HDFC Mutual Fund	MF	1475.00	29.50%
3	Nippon India Mutual Fund	MF	500.00	10.00%
4	SBI Mutual Fund	MF	400.00	8.00%
5	Kotak Mutual Fund	MF	175.00	3.50%
6	DSP Mutual Fund	MF	100.00	2.00%
7	Baroda Mutual Fund	MF	100.00	2.00%
8	Invesco Mutual Fund	MF	100.00	2.00%
9	IDFC Mutual Fund	MF	100.00	2.00%
10	Quantum Mutual Fund	MF	40.00	0.80%

2. Material Information:

2.1 Details of all default/s and/or delay in payments of interest and principal of CPs, (including technical delay), debt securities, term loans, external commercial borrowings and other financial indebtedness including corporate guarantee issued in the past 5 financial years including in the current financial year.  
NIL

2.2 Ongoing and/or outstanding material litigation and regulatory strictures, if any.  
NIL

2.3 Any material event/ development having implications on the financials/credit quality including any material regulatory proceedings against the Issuer/promoters, tax litigations resulting in material liabilities, corporate restructuring event which may affect the issue or the investor's decision to invest / continue to invest in the CP.  
None

3. Details of borrowings of the company, as on the latest quarter end:

3.1 Details of Debt Securities and CPs:



CPs : Appendix I  
 CDs : Appendix II  
 Bonds : Appendix III

3.2 Details of secured/ unsecured loan facilities/ bank fund-based facilities/ rest of the borrowing, if any, including hybrid debt like foreign currency convertible bonds (FCCB), optionally convertible debentures / preference shares from banks or financial institutions or financial creditors, as on last quarter end:

Details of Secured Loan facilities (As on December 31, 2022)

₹ Crore

Lender's name/ Name of the Bank	Nature of facility/ instrument	Amount sanctioned	Principal Amount outstanding	Repayment date / schedule	Security, if applicable	Credit rating, if applicable	Asset classification
Nil							

Details of Unsecured Loan facilities (as on December 31, 2022)

₹ Crore

Lender's name/ Name of the Bank	Nature of facility/ instrument	Amount sanctioned	Principal Amount outstanding	Repayment date / schedule	Security, if applicable	Credit rating, if applicable	Asset classification
PNB	WCDL	11500	11500	On Demand	NA	NA	Standard
SBI	WCDL/STL	11000	11000	On Demand	NA	NA	Standard
IDBI Bank Ltd	Line of Credit	1000	499	On Demand	NA	NA	Standard



## DISCLOSURE DOCUMENT FOR ISSUANCE OF COMMERCIAL PAPER

Axis Bank Ltd	Day Light Limit	700	0.00	On Demand	NA	NA	Standard
Union Bank	WCDL	8000	8000	On Demand	NA	NA	Standard
Central Bank of India	WCDL	4100	4100	On Demand	NA	NA	Standard
Canara Bank	STL	13000	13000	On Demand	NA	NA	Standard
Indian Overseas Bank	STL	2000	2000	On Demand	NA	NA	Standard
Bank of Baroda	STL	6000	3000	On Demand	NA	NA	Standard

Details of the rest of the borrowings (if any including hybrid debt like FCCB, Optionally Convertible Debentures / Preference Shares) as on December 31, 2022:

Type of Instrument	Amount Outstanding (In ₹ Crore)
Fixed Deposit	7987.36
Deposit from Banks	153820.29
Borrowing from GOI	164574.49
Borrowing Outside India	4788.04

3.3 The amount of corporate guarantee or letter of comfort issued by the issuer along with name of the counterparty (like name of the subsidiary, JV entity, group company, etc) on behalf of whom it has been issued, contingent liability including debt service reserve account (DSRA) guarantees/ any put option etc.

NIL

#### 4. Issue Information:



- 4.1 Details of current tranche including ISIN, amount, date of issue, maturity, all credit ratings including unaccepted ratings, date of rating, name of credit rating agency, its validity period (details of credit rating letter issued not older than one month on the date of opening of the issue), details of issuing and paying agent and other conditions, if any.

Instrument	Commercial Paper					
Date of Contract	February 13, 2023 (Monday)					
CP (Maturity Value)	₹500 Crore + Green Shoe ₹4000 Crore (Total amount raised ₹3650 cr)					
Due Date	February 14, 2023 (Tuesday)					
Maturity Date	May 16, 2023 (Tuesday)					
Price	98.2270					
Disc. Rate	7.24% p.a.					
Issue Reference	CP-17/2022-23					
Issuer DP ID	IN300450					
Issuer Client ID	10822174					
Issuer DP Name	IDBI Bank Ltd.					
ISIN Code	INE556F14IR2					
Credit Rating	CARE A1+ Issued By: CARE Ratings Ltd.					
	IND A1+ Issued By: India Ratings (Fitch Group)					
Date of Rating	09-Feb-2023 (CARE)					
	08-Feb-2023 (India Ratings)					
Validity	1 year					
For Amount	₹64000 Crore [CARE]					
	₹43600 Crore [IND]					
Conditions (if any)	Nil					
Issuing and Paying Agent	IDBI Bank Ltd., 224-A, Mittal Court, A Wing, 2nd Floor, Nariman Point, Mumbai - 400021					
Value Date	February 14, 2023 (Tuesday)					
Funds	A/c No. 004103000008495 Beneficiary – Small Industries Development Bank of India Payable at Mumbai IFSC code - IBKL0000004					
Counter party with Scheme details						
S. No.	Name of the Scheme	Amount (₹ Crore)	Settlement Amount (in Rupees)	DP ID	DP Name	Client ID



## DISCLOSURE DOCUMENT FOR ISSUANCE OF COMMERCIAL PAPER

1	Tata Mutual Fund - Tata Liquid Fund (TFRSTF)	400	3929080000	IN300126	HDFC BANK LTD	11265831
2	HSBC LIQUID FUND	300	2946810000	IN300054	Citibank N.A.	10122195
3	UNION BANK OF INDIA	250	2455675000	IN300812	STOCK HOLDING CORPORATIO N OF INDIA	10505289
4	HDFC Trustee Company Ltd. A/C HDFC Liquid Fund	500	4911350000	IN300126	HDFC Bank Ltd.	11179299
5	Baroda BNP Paribas Liquid Fund	200	1964540000	IN303786	SBISG	10006003
6	IDFC CASH FUND	500	4911350000	IN300167	DEUTSCHE BANK	10049505
7	Axis Mutual Fund Trustee Ltd. A/c Axis Mutual Fund A/c Axis Liquid Fund	500	4911350000	IN300167	Deutsche Bank	10066067
8	ICICI PRUDENTIAL LIQUID FUND	500	4911350000	IN300126	HDFC BANK	11218417
9	Kotak Mahindra Trustee Company Ltd A/C Kotak Liquid Fund	500	4911350000	IN300167	Deutsche Bank A.G.	10030176

The credit rating are valid as on the date of listing and issuance.

4.2 CP borrowing limit, supporting board resolution for CP borrowing, details of CP issued during the last 15 months.

Board Resolution / meeting Minutes Enclosed

Details of CP issued during the last 15 months provided at *Appendix IV*



## 4.3 End-use of funds.

The proceeds of the CP are utilized for normal business activities of SIDBI and for such other purposes as may be decided by SIDBI's Board and as permissible under the SIDBI Act, 1989.

## 4.4 Credit Support / Enhancement (if any):

- (i) Details of instrument, amount, guarantor company
- (ii) Copy of the executed guarantee
- (iii) Net worth of the guarantor company
- (iv) Names of companies to which guarantor has issued similar guarantee
- (v) Extent of the guarantee offered by the guarantor company
- (vi) Conditions under which the guarantee will be invoked

Not Applicable

## 5. Financial Information:

- 5.1 Audited / Limited review half yearly consolidated (wherever available) and standalone financial information (Profit & Loss statement, Balance Sheet and Cash Flow statement) along with auditor qualifications, if any, for last three years along with latest available financial results.

In case an issuer is required to prepare financial results for the purpose of consolidated financial results in terms of Regulation 33 of SEBI LODR Regulations, latest available quarterly financial results shall be filed.

Audited Financial results for year ended March 31, 2022 attached.

Links to Last Three FY results and Auditors Reports:

<https://www.sidbi.in/en/annualreports>

## a. Standalone audited financial statements

(₹ in crore)

A. Standalone Balance Sheet	31-Mar-22	31-Mar-21	31-Mar-20
<b>CAPITAL AND LIABILITIES</b>			
Capital	568.54	531.92	531.92



## DISCLOSURE DOCUMENT FOR ISSUANCE OF COMMERCIAL PAPER

Reserves, Surplus and Funds	24,014.53	20,756.29	18465.54
Deposits	1,40,878.43	1,24,412.12	105971.65
Borrowings	75,712.44	39,090.19	55703.38
Other Liabilities and Provisions	6,204.01	7,531.92	6864.97
Deferred Tax Liability	0.75	0.00	1.52
Total	2,47,378.70	1,92,322.44	187538.98
<b>ASSETS</b>			
Cash and Bank Balances	17,918.31	13,807.96	6483.39
Investments	23,951.56	19,153.47	11117.85
Loans & Advances	2,02,251.78	1,56,232.80	165421.56
Fixed Assets	293.12	277.32	286.71
Other Assets	2,963.92	2,850.90	4229.47
Total	2,47,378.70	1,92,322.44	187538.98
Contingent Liabilities	5,337.90	5,950.61	7613.99
B. Standalone Profit & Loss Account			
<b>INCOME</b>			
Interest and Discount	8,714.12	10,221.36	11020.94
Other Income	425.06	944.27	1069.36
Total	9,139.18	11,165.63	12090.30
<b>EXPENDITURE</b>			
Interest & Financial charges	5,701.63	6,542.88	7722.06
Operating Expenses	697.72	560.00	607.46
Provisions & Contingencies	351.81	915.24	952.98
Total	6,751.16	8,018.12	9282.50
Profit before Tax	2,388.02	3,147.51	2807.80





Provision for Income Tax	411.58	768.66	517.47
Deferred Tax Adjustment [(Asset) / Liability]	(18.65)	(19.43)	(24.19)
Profit after Tax	1,957.79	2,398.28	2314.52
Profit brought forward	53.97	96.18	49.99
Total Profit / (Loss)	2,011.76	2,494.45	2364.51
Appropriations			
Transfer to General Reserve	1800.41	2250.00	2210.00
Transfer to Special Reserve u/s 36(1)(viii) of The Income Tax Act, 1961	70.00	80.00	55.00
Others			
a) Transfer to Investment Fluctuation Reserve	10.97	0.00	0.34
Transfer to Staff Welfare Fund	10.56	4.10	3.00
Dividend on Shares	79.81	106.38	0.00
Tax on Dividend	0.00	0.00	0.00
Surplus in Profit & Loss account carried forward	40.00	53.97	96.18
Total	2011.76	2494.45	2364.51
C. Standalone Cash Flow Statement	31-Mar-22	31-Mar-21	31-Mar-20
1. Cash Flow from Operating Activities			
Net Profit before tax as per P & L Account	2388.02	3,147.51	2807.80
Adjustments for:			
Depreciation	36.19	24.04	18.27
Provision for net depreciation in investments	5.53	15.62	703.89
Provisions made (net of write back)	398.32	969.17	339.32
Profit on sale of investments (net)	(70.44)	(125.89)	(398.46)
Profit on sale of fixed assets	(0.14)	(0.08)	(0.44)
Dividend Received on Investments	(47.78)	(453.98)	(48.48)
Cash generated from operations		3,576.40	3421.90
(Prior to changes in operating Assets and Liabilities)			
Adjustments for net changes in :			



## DISCLOSURE DOCUMENT FOR ISSUANCE OF COMMERCIAL PAPER

Current assets	(38.08)	1,085.76	907.18
Current liabilities	(1731.75)	(694.90)	(1977.01)
Bills of Exchange	(13.45)	139.26	396.15
Loans & Advances	(45994)	9,334.65	(29393.81)
Net Proceeds of Bonds and Debentures & other borrowings	36622.25	(16,613.19)	(3996.40)
Deposits received	16466.31	18,440.47	34049.17
	5,311.26	15,268.45	3407.18
Payment of Tax	(504.42)	(457.94)	(532.53)
Net Cash flow from operating Activities	7,516.54	14,810.51	2874.65
2. Cash flow from Investing Activities			
Net (Purchase)/Sale of fixed assets	(51.85)	(14.57)	(19.13)
Net (Purchase)/sale/redemption of Investments	(14,232.31)	(15,433.88)	263.39
Dividend Received on Investments	47.78	453.98	48.49
Net cash used in Investing Activities	(14,236.37)	(14,994.47)	(292.75)
3. Cash flow from Financing Activities			
Dividend on Equity Shares & tax on Dividend	(106.38)	0.00	(165.12)
Proceeds from issuance of share capital & share premium	1422.80	0.00	0.00
Net cash used in Financing Activities	1316.42	0.00	(165.12)
4. Net increase/(decrease) in cash and cash equivalents	(5403.42)	(183.96)	3002.27
5. Cash and Cash Equivalents at the beginning of the period	7909.84	8,093.81	5091.53
6. Cash and Cash Equivalents at the end of the period	2,506.43	7,909.84	8093.81

## B. Consolidated audited financial statements



## DISCLOSURE DOCUMENT FOR ISSUANCE OF COMMERCIAL PAPER

(₹ in crore)

A. Consolidated Balance Sheet	31-Mar-22	31-Mar-21	31-Mar-20
Capital	568.54	531.92	531.92
Reserves, Surplus and Funds	25,062.79	21,599.74	19099.72
Deposits	1,70,704.30	1,44,364.77	122846.65
Borrowings	75,712.44	39,090.19	55526.26
Other Liabilities and Provisions	6,831.68	8,104.71	7390.24
Deferred Tax Liability	0.00	0.00	0.00
Total	2,78,879.74	2,13,691.33	205394.79
Cash and Bank Balances	30,771.86	23,076.75	16748.39
Investments	22,243.62	17,451.75	9431.56
Loans & Advances	2,22,290.63	1,69,859.34	174511.07
Fixed Assets	293.91	278.12	287.29
Other Assets	3,279.72	3,025.37	4416.48
Total	2,78,879.74	2,13,691.33	205394.79
Contingent Liabilities	5,337.90	5,950.61	7613.99
B. Consolidated Profit & Loss Account			
Interest and Discount	9,715.64	11,214.31	12119.65
Other Income	417.42	929.58	1079.08
Total	10,133.06	12,143.89	13198.73
Interest & Financial charges	6,363.02	7,190.89	8370.61
Operating Expenses	711.78	571.34	651.78
Provisions & Contingencies	378.96	943.00	1013.17
Total	7,453.75	8,705.23	10035.56
Profit before Tax	2,679.31	3,438.66	3163.17
Provision for Income Tax	499.84	782.67	625.50
Deferred Tax Adjustment [(Asset) / Liability]	11.68	33.55	-9.68



## DISCLOSURE DOCUMENT FOR ISSUANCE OF COMMERCIAL PAPER

Share of earning/(loss) in associates	5.81	14.90	2.48
Profit after Tax	2,161.98	2,607.55	2544.87
Profit brought forward	301.46	183.56	104.83
Total Profit / (Loss)	2,463.44	2,791.11	2649.70
Transfer to General Reserve	1,800.54	2,250.12	2360.00
Transfer to Special reserve u/s 36(1)(viii) of The Income Tax Act, 1961	70.00	80.00	55.00
Transfer to Statutory reserve u/s 45-IC of RBI Act, 1934	46.56	49.04	46.80
Others			
a) Transfer to Investment Fluctuation Reserve	10.96	0.00	0.34
Transfer to Staff Welfare Fund	10.55	4.10	3.00
Development Fund	0.00	0.00	0.00
Dividend on Shares	79.82	106.38	0.00
Tax on Dividend	0.00	0.00	0.99
Surplus in Profit & Loss account carried forward	444.99	301.46	183.56
Total	2,463.44	2,791.11	2649.69
Net Profit before tax as per Consolidated P & L Account	2,679.31	3438.66	3163.17
Depreciation	36.44	24.09	18.37
Provision for net depreciation in investments	5.53	15.62	703.89
Provisions made (net of write back)	425.63	996.54	398.96
Profit on sale of investments (net)	(561.93)	(626.12)	(898.38)
Profit on sale of fixed assets	(0.14)	(0.08)	(0.44)
Dividend/Interest Received on Investments	(19.47)	(428.84)	(43.63)
Cash generated from operations	2,565.37	3,419.88	3341.94
Current assets	(169.74)	1,078.69	913.18
Current liabilities	8,168.99	2,382.88	193.54
Bills of Exchange	(13.45)	139.26	396.16
Loans & Advances	(52,406.31)	4,797.62	(26636.38)




## DISCLOSURE DOCUMENT FOR ISSUANCE OF COMMERCIAL PAPER

Net Proceeds of Bonds and other borrowings	Debtentures &	36,623.05	(16,613.19)	(4173.53)
Deposits received		14,600.56	15,362.01	34049.17
Payment of Tax		(595.88)	(483.84)	(654.77)
Net Cash Flow from Operating Activities		8,772.60	10,083.28	7429.31
Net (Purchase)/Sale of fixed assets		(52.09)	(14.84)	(19.13)
Net (Purchase)/ sale/redemption of Investments		(13,741.19)	(14,757.93)	(2188.40)
Dividend/ Interest Received on Investments		47.78	453.98	48.48
Net cash used in Investing Activities		(13,745.50)	(14,318.79)	(2159.05)
Dividend on Equity Shares & tax on Dividend		(134.70)	(25.14)	(170.97)
Proceeds from issuance of share capital & share premium		1422.80	0.00	0.00
Net cash used in Financing Activities		1288.10		(170.97)
4. Net increase / (decrease) in cash and cash equivalents		(3684.80)	(4260.64)	5099.28
5. Cash and Cash Equivalents at the beginning of the period		8,050.10	12,310.74	7211.45
6. Cash and Cash Equivalents at the end of the period		4,365.30	8,050.10	12310.74



## DISCLOSURE DOCUMENT FOR ISSUANCE OF COMMERCIAL PAPER



Small Industries Development Bank of India  
(Established under the Small Industries Development Bank of India Act, 1989)  
Head Office: SIDBI Tower, 15, Ashok Marg, Lucknow-226 001

## Financial Results for the Quarter and Half Year Ended September 30, 2022

(₹ crore)

Particulars	Quarter Ended			Half Year Ended		Year Ended
	30.09.2022	30.09.2022	30.09.2021	30.09.2022	30.09.2021	31.03.2022
	[Audited]	[Reviewed]	[Audited]	[Audited]	[Audited]	[Audited]
1. Interest earned (a)+(b)+(c)+(d)	4,114	3,045	1,994	7,159	4,169	8,715
(a) Interest disc. on advances/ bills	3,187	2,488	1,697	5,676	3,524	7,475
(b) Income on investments	273	186	123	439	235	481
(c) Interest on balances with Reserve Bank of India and other inter bank funds	854	391	194	1,345	407	779
(d) Others	-	-	-	-	-	-
2. Other Income	108	68	76	176	131	424
3. Total Income (1+2)	4,222	3,113	2,070	7,335	4,300	9,139
4. Interest Expended	2,916	1,911	1,336	4,727	2,944	5,702
5. Operating Expenses (i)+(ii)	159	170	137	329	250	600
(i) Employees cost	100	114	95	214	173	370
(ii) Other operating expenses	59	56	52	115	77	230
6. Total Expenditure (4+5) excluding provisions and contingencies	2,975	2,081	1,473	5,056	3,094	6,302
7. Operating Profit before Provisions and Contingencies (3-6)	1,247	1,032	597	2,279	1,206	2,837
8. Provisions (other than tax) and Contingencies (Net of write back)	337	(4)	27	332	75	352
9. Exceptional items	-	-	(97)	-	(97)	(97)
10. Profit (+)/ Loss (-) from Ordinary Activities before tax (7-8+9)	910	1,036	403	1,946	1,034	2,388
11. Tax expense (Net of DTA/DTL)	23	280	152	481	89	430
12. Net Profit(+)/ Loss(-) from Ordinary Activities after tax (10-11)	889	776	455	1,465	945	1,958
13. Extraordinary items (net of tax expense)	-	-	-	-	-	-
14. Net Profit (+)/ Loss (-) for the period (12-13)	889	776	455	1,465	945	1,958
15. Paid-up equity share capital (Face Value ₹ 10 each)	569	569	532	569	532	569
16. Reserves excluding Revaluation Reserves	26,191	24,482	21,407	26,181	21,407	23,716
17. Analytical Ratios						
(i) Percentage of shares held by Government of India	20.86%	20.85%	16.40%	20.86%	16.40%	20.86%
(ii) Capital Adequacy Ratio (Under Basel II)	20.58%	21.53%	20.94%	20.58%	20.94%	24.28%



## DISCLOSURE DOCUMENT FOR ISSUANCE OF COMMERCIAL PAPER

(iii) Earnings Per Share (Basic & Diluted) (EPS) #	12.12	13.64	8.56	25.76	17.77	36.79
(iv) NPA Ratios						
a) Amount of Gross NPA	210	320	281	210	281	218
b) Amount of Net NPA	125	129	193	125	193	132
c) % of Gross NPA	0.07	0.11	0.20	0.07	0.20	0.11
d) % of Net NPA	0.04	0.08	0.13	0.04	0.13	0.07
(v) Return on Assets (after Tax) (annualised)	1.02%	1.20%	1.07%	1.02%	1.07%	0.98%
(vi) Net Worth	24,398	24,150	21,835	24,398	21,695	25,497
(vii) Outstanding Redeemable Preference Shares	-	-	-	-	-	-
(viii) Capital Redemption Reserve	-	-	-	-	-	-
(ix) Debenture Redemption Reserve	-	-	-	-	-	-
(x) Operating Margin	29.53%	33.15%	28.83%	31.07%	28.04%	31.04%
(xi) Net Profit Margin	16.32%	24.61%	21.99%	19.97%	21.98%	21.42%
(xii) Debt - Equity Ratio *	7.08	4.72	1.39	7.08	1.39	3.22
(xiii) Total Debts to Total Assets (%) *	48.96	39.10	30.61	49.96	17.68	30.61

#Not annualised

\*Debt denotes total Borrowings (excluding Deposits)

Statement of Assets and Liabilities:

(\* crore)

	September 30, 2022	September 30, 2021	March 31, 2022
CAPITAL AND LIABILITIES	Audited	Audited	Audited
Capital	569.54	531.92	569.54
Reserves, Surplus and Funds	25,478.08	21,696.28	24,014.53
Deposits	1,46,745.06	1,12,446.64	1,40,678.43
Borrowings	1,72,835.75	30,161.53	76,712.42
Other Liabilities and Provisions	7,173.92	6,544.82	6,264.01
Deferred Tax Liability	-	32.59	0.75
Total	3,52,599.32	1,70,745.88	2,47,378.69
ASSETS			
Cash and Bank Balances	22,411.23	6,241.79	17,912.31
Investments	41,046.59	17,180.17	23,821.56
Loans & Advances	2,84,653.43	1,43,760.09	2,02,251.78
Fixed Assets	303.39	277.65	293.12
Other Assets	4,184.02	2,566.21	2,963.92
Total	3,52,599.32	1,70,745.88	2,47,378.69

Statement of Cash flow:

(\* crore)

Particulars	30.09.2022	30.09.2021
	Audited	Audited
1. Cash Flow from Operating Activities		
Net Profit before tax as per P & L Account	1,946	1,234
Adjustments for:		
Depreciation	9	9
Provision for net depreciation in investments	5	5
Provisions made (net of write back)	363	(518)
Profit on sale of investments (net)	(29)	(51)
Profit on sale of fixed assets	-	-



# DISCLOSURE DOCUMENT FOR ISSUANCE OF COMMERCIAL PAPER

	Dividend Received on investments	(30)	(2)
	Cash generated from operations	2,264	477
	(Prior to changes in operating Assets and Liabilities)		
	Adjustments for net changes in:		
	Current assets	(1,299)	564
	Current liabilities	668	(1,090)
	Bills of Exchange	(103)	7
	Loans & Advances	(82,294)	12,474
	Net Proceeds of Bonds and Debentures & other borrowings	96,923	(8,925)
	Deposits received	5,567	(11,965)
		19,755	(8,947)
		22,019	(9,470)
	Payment of Tax	(402)	(316)
	Net Cash flow from operating Activities	21,617	(8,786)
2.	Cash Flow from Investing Activities		
	Net (Purchase)/Sale of fixed assets	(12)	(9)
	Net (Purchase)/sale/redemption of Investments	(22,600)	5,322
	Dividend Received on investments	30	2
	Net cash used in Investing Activities	(22,789)	5,314
3.	Cash flow from Financing Activities		
	Proceeds from issuance of share capital & share premium	-	-
	Dividend on Equity Shares & tax on Dividend	(30)	(106)
	Net cash used in Financing Activities	(80)	(106)
4.	Net increase/(decrease) in cash and cash equivalents	(1,252)	(3,578)
5.	Cash and Cash Equivalents at the beginning of the period	2,506	7,910
6.	Cash and Cash Equivalents at the end of the period	1,254	4,332
7.	Cash and cash equivalents at the end of the period includes		
	Cash in Hand	-	-
	Current account balance with Bank	257	67
	Mutual Funds	-	3,665
	Deposits	997	300

## Notes:

- 1) The Significant Accounting Policies followed in preparation of these financial results in all material aspects, are consistent with those followed in preparation of the annual financial statements for the year ended March 31, 2022.
- 2) The above results have been approved by the Board of Directors at their meeting held on October 29, 2022.
- 3) The figures for the second quarter in each of the financial years are the balancing figures between audited figures in respect of the half year end and the published year to date reviewed figures up to the end of first quarter of the respective financial year.
- 4) The financial results for the half year ended September 30, 2022 have been arrived at, after considering provisions for Non-performing assets, Standard Assets and Investment Depreciation on the basis of prudential norms issued by Reserve Bank of India, Income Tax, Deferred tax and other usual and necessary provisions including employee benefits made on estimated / proportionate basis, wherever required and subject to adjustment at the year-end.
- 5) The extent to which the COVID-19 pandemic will continue to impact the Bank's operations and asset quality will depend on ongoing as well as future developments.
- 6) In view of the likely impact of COVID-19, Bank, as a prudent measure, as on September 30, 2022 holds additional standard assets provision of ₹145 crore on certain segments of the portfolio which were considered as stressed based on its internal assessment.





- 7) Details of resolution plan implemented under the Resolution Framework for COVID-19-related Stress as per RBI circular dated August 06, 2020 (Resolution Framework 1.0) and May 05, 2021 (Resolution Framework 2.0) are given below:

(₹ in crore)

Type of borrower	Exposure to accounts classified as Standard consequent to implementation of resolution plan – Position as at the end of the previous March 31, 2022 (A)	Of (A), aggregate debt that slipped into NPA during the half-year	Of (A) amount written off during the half-year	Of (A) amount paid by the borrowers during the half-year	Exposure to accounts classified as Standard consequent to implementation of resolution plan – Position as at the end September 30, 2022
Personal Loans	---	---	---	---	---
Corporate persons	32.99	0.00	0.00	1.90	31.09
Of which MSMEs	32.99	0.00	0.00	1.90	31.09
Others	---	---	---	---	---
Total	32.99	0.00	0.00	1.90	31.09

--- Represents net movement in balance outstanding

- 8) Details of loans transferred / acquired during the half year ended September 30, 2022 under the RBI Master Direction on Transfer of Loan Exposures dated September 24, 2021 are given below:
- During the half year ended September 30, 2022:
- the Bank has not acquired any loan not in default through assignment
  - the Bank has not transferred any non-performing assets (NPAs) to Asset Reconstruction Companies (ARCs) / to permitted transferees / to other transferees
  - the bank has not acquired any stressed loans and not transferred any loan not in default / Special Mention Accounts (SMA).
  - the bank has not invested in Security Receipts (SR) issued by Asset Reconstruction Companies (ARC) in respect of stressed loans transferred to ARCs.
- 9) Floating provision is not considered for computation of net NPAs.
- 10) Previous period's figures have been regrouped / reclassified wherever necessary to conform to current period classification.
- 11) As per RBI's letter dated May 15, 2019, implementation of IND-AS has been deferred for AIFs until further notice.
- 12) The above results have been subjected to Audit by the Statutory Auditors.

By order of the Board

For

[Sivasubramanian Ramann]  
Chairman and Managing Director

Dated: October 29, 2022  
Place: Mumbai (Pune)



- SIDBI Official

Visit our website: [www.sidbi.in](http://www.sidbi.in)



@sidbiofficial



*Borkar & Muzumdar*  
Chartered Accountants

Independent Auditor's report for the Quarter and Year ended standalone financial results of Small Industries Development Bank of India (SIDBI) pursuant to the Regulation 52 of the SEBI (Listing Obligations and Disclosure Requirements) Regulations, 2015

To,  
The Board of Directors  
Small Industries Development Bank of India

**Opinion**

1. We have audited the accompanying standalone Financial Results of Small Industries Development Bank of India ("the Bank") for the quarter and year ended 31<sup>st</sup> March 2022 ('Financial Results') attached herewith, being submitted by the Bank pursuant to the requirement of Regulation 52 of the SEBI (Listing Obligations and Disclosure Requirements) Regulations, 2015, as amended ("Listing Regulations").
2. In our opinion and to the best of our information and according to the explanations given to us, these standalone Financial Results:
  - i. are presented in accordance with the requirements of Regulation 52 of the Listing Regulations in this regard; and
  - ii. give a true and fair view in conformity with the recognition and measurement principles laid down in the applicable accounting standards, RBI guidelines and other accounting principles generally accepted in India of the net profit and other financial information for the quarter and year ended 31<sup>st</sup> March 2022.



Tel. : 69590099 • Email : [contact@bmca.com](mailto:contact@bmca.com) • Website : [www.bmca.com](http://www.bmca.com)  
21/162, Anand Nagar Om C.H.S., Anand Nagar Lane, Off Nehru Road, Vakheda, Santacruz (E), Mumbai - 400 035  
Branches : Ahmedabad • Bangalore • Bhopal • Bikaner • Bhiwani • Delhi • Gwalior • Indore • Jaipur • Jaipur  
Kolkata • Nagpur • Patna • Pune • Raipur



**Basis for Opinion**

3. We conducted our audit in accordance with the Standards on Auditing (SAs) issued by the Institute of Chartered Accountants of India ("the ICAI"). Our responsibilities under those Standards are further described in the Auditor's Responsibilities for the Audit of the Standalone Financial Results section of our report. We are independent of the Bank in accordance with the Code of Ethics issued by the Institute of Chartered Accountants of India together with the ethical requirements that are relevant to our audit of the standalone Financial Results, and we have fulfilled our other ethical responsibilities in accordance with these requirements and the Code of Ethics. We believe that the audit evidence obtained by us is sufficient and appropriate to provide a basis for our opinion.

**Emphasis of Matter**

4. We draw attention to Note No. 7 of the accompanying standalone financial results, regarding the impact of COVID-19 pandemic on the Bank's operations and asset quality for the quarter and year ended 31<sup>st</sup> March 2022. As stated therein, in view of continuing uncertainties, the extent of impact of the pandemic on the Bank's operations and financial position would depend on ongoing as well as future developments.

Our opinion is not modified in respect of this matter.

**Management responsibilities for the standalone financial results.**

5. These standalone Financial Results have been prepared on the basis of the audited standalone annual financial statements. The Bank's Management is responsible for the preparation of these standalone Financial Results that give a true and fair view of the net profit and other financial information in accordance with the Small Industries Development Bank of India General Regulations, 2000, and recognition and measurement principles laid down in the Accounting Standards notified by the Institute of Chartered Accountants of India, the circulars, guidelines and directions issued by the Reserve Bank of India (RBI) from time to time ("RBI Guidelines") and other accounting principles generally accepted in India and in compliance with Regulation 52 of the Listing Regulations. This responsibility also includes maintenance of adequate accounting records for safeguarding of the assets of the Bank and for ascertaining and detecting frauds and other



## DISCLOSURE DOCUMENT FOR ISSUANCE OF COMMERCIAL PAPER

irregularities; selection and application of appropriate accounting policies; making judgments and estimates that are reasonable and prudent; and design, implementation and maintenance of adequate internal financial controls that were operating effectively for ensuring the accuracy and completeness of the accounting records, relevant to the preparation and presentation of the standalone Financial Results that give a true and fair view and are free from material misstatement, whether due to fraud or error.

6. In preparing the standalone Financial Results, the Management is responsible for assessing the Bank's ability to continue as a going concern, disclosing, as applicable, matters related to going concern and using the going concern basis of accounting unless the Management either intends to liquidate the Bank or to cease operations, or has no realistic alternative but to do so.
7. Bank's Management is also responsible for overseeing the Bank's financial reporting process.

### Auditor's Responsibilities for the Audit of the Standalone Financial Results

8. Our objectives are to obtain reasonable assurance about whether the standalone Financial Results as a whole are free from material misstatement, whether due to fraud or error, and to issue an auditor's report that includes our opinion. Reasonable assurance is a high level of assurance but is not a guarantee that an audit conducted in accordance with SAs will always detect a material misstatement when it exists. Misstatements can arise from fraud or error and are considered material if, individually or in the aggregate, they could reasonably be expected to influence the economic decisions of users taken on the basis of these standalone Financial Results. As part of an audit in accordance with SAs, we exercise professional judgment and maintain professional skepticism throughout the audit. We also:

- Identify and assess the risks of material misstatement of the standalone Financial Results, whether due to fraud or error, design and perform audit procedures responsive to those risks, and obtain audit evidence that is sufficient and appropriate to provide a basis for our opinion. The risk of not detecting a material misstatement resulting from fraud is higher than for one resulting from error, as fraud may involve collusion, forgery, intentional omissions, misrepresentation, or the override of internal control.



- Obtain an understanding of internal control relevant to the audit in order to design audit procedures that are appropriate in the circumstances, but not for the purpose of expressing an opinion on the effectiveness of the Bank's internal control.
  - Evaluate the appropriateness of accounting policies used and the reasonableness of accounting estimates and related disclosures made by the Management.
  - Conclude on the appropriateness of the Management's use of the going concern basis of accounting and, based on the audit evidence obtained, whether a material uncertainty exists related to events or conditions that may cast significant doubt on the Bank's ability to continue as a going concern. If we conclude that a material uncertainty exists, we are required to draw attention in our auditor's report to the related disclosures in the standalone Financial Results or, if such disclosures are inadequate, to modify our opinion. Our conclusions are based on the audit evidence obtained up to the date of our auditor's report. However, future events or conditions may cause the Bank to cease to continue as a going concern.
  - Evaluate the overall presentation, structure, and content of the standalone Financial Results, including the disclosures, and whether the standalone Financial Results represent the underlying transactions and events in a manner that achieves fair presentation.
9. We communicate with those charged with governance regarding, among other matters, the planned scope and timing of the audit and significant audit findings, including any significant deficiencies in internal control that we identify during our audit.
10. We also provide those charged with governance with a statement that we have complied with relevant ethical requirements regarding independence, and to communicate with them all relationships and other matters that may reasonably be thought to bear on our independence, and where applicable, related safeguards.



## DISCLOSURE DOCUMENT FOR ISSUANCE OF COMMERCIAL PAPER

### Other Matters

11. These standalone Financial Results incorporate the relevant returns of 26 branches visited/audited by us including Head Office which covers 95.50% of Advances, 99.22% of deposits and 100% of Borrowings as on 31<sup>st</sup> March 2022 and 91.95% of Interest income on advances, 98.28% of interest expense on deposits and 100% of interest expense on borrowings for the year ended 31<sup>st</sup> March 2022. These branches have been selected in consultation with the management of the Bank. In conduct of our audit, we have relied upon various information and returns received from remaining branches of the Bank not visited by us and generated through centralized data base at Head Office.
12. The standalone Financial Results includes the results for the quarter ended 31<sup>st</sup> March 2022, being the derived balancing figures between the standalone audited figures in respect of the full financial year ended 31<sup>st</sup> March 2022 and the published standalone unaudited year to date figures upto the nine months ended 31<sup>st</sup> December 2021, of the current financial year which have only been reviewed and not subjected to audit by us

Our opinion on the standalone financial results is not modified in respect of above matters.

For Borkar & Muzumdar  
Chartered Accountants  
Firm's Registration No. 101569W

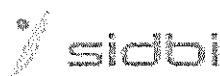
*Darshit Doshi*

Darshit Doshi  
Partner  
Membership No. 133755  
UDIN: 22133755AJCJFN5135



Place: Mumbai  
Date: 17<sup>th</sup> May 2022






**Small Industries Development Bank of India**  
(Established under the Small Industries Development Bank of India Act, 1989)  
Head Office: SIDBI Tower, 15, Ashok Marg, Lucknow-226 001

**Financial Results for the Quarter and Nine Months Ended December 31, 2022**

Particulars	Quarter Ended			Nine Months Ended		Year Ended
	31.12.2022	30.09.2022	31.12.2021	31.12.2022	31.12.2021	31.03.2022
	[Reviewed]	[Audited]	[Reviewed]	[Reviewed]	[Reviewed]	[Audited]
<b>1. Interest earned (a)+(b)+(c)+(d)</b>	<b>5,092</b>	<b>4,114</b>	<b>2,075</b>	<b>12,251</b>	<b>6,244</b>	<b>8,715</b>
(a) Interest on advances/loans	4,441	3,187	1,884	10,116	5,388	7,475
(b) Income on investments	250	273	99	689	337	161
(c) Interest on balances with Reserve Bank of India and other inter bank funds	401	654	112	1,446	519	779
(d) Others	-	-	-	-	-	-
<b>2. Other Income</b>	<b>239</b>	<b>109</b>	<b>110</b>	<b>411</b>	<b>240</b>	<b>424</b>
<b>3. Total Income (1+2)</b>	<b>5,327</b>	<b>4,222</b>	<b>2,185</b>	<b>12,662</b>	<b>6,484</b>	<b>9,139</b>
<b>4. Interest Expended</b>	<b>3,595</b>	<b>2,816</b>	<b>1,311</b>	<b>8,322</b>	<b>4,155</b>	<b>5,702</b>
<b>5. Operating Expenses (i)+(ii)</b>	<b>193</b>	<b>159</b>	<b>148</b>	<b>522</b>	<b>397</b>	<b>600</b>
(i) Employees' cost	113	100	93	327	256	370
(ii) Other operating expenses	80	59	55	195	131	230
<b>6. Total Expenditure (4+5) excluding provisions and contingencies</b>	<b>3,788</b>	<b>2,975</b>	<b>1,459</b>	<b>8,844</b>	<b>4,552</b>	<b>6,302</b>
<b>7. Operating Profit before Provisions and Contingencies (3-6)</b>	<b>1,539</b>	<b>1,247</b>	<b>726</b>	<b>3,818</b>	<b>1,932</b>	<b>2,837</b>
<b>8. Provisions (other than tax) and Contingencies (Net of write back)</b>	<b>128</b>	<b>337</b>	<b>115</b>	<b>461</b>	<b>190</b>	<b>352</b>
<b>9. Exceptional Items</b>	<b>-</b>	<b>-</b>	<b>-</b>	<b>-</b>	<b>(971)</b>	<b>(971)</b>
<b>10. Profit (+)/ Loss (-) from Ordinary Activities before tax (7-8+9)</b>	<b>1,411</b>	<b>910</b>	<b>611</b>	<b>3,357</b>	<b>1,645</b>	<b>2,368</b>
<b>11. Tax expense (Net of DTA/DTL)</b>	<b>348</b>	<b>221</b>	<b>175</b>	<b>828</b>	<b>264</b>	<b>430</b>
<b>12. Net Profit (+)/ Loss (-) from Ordinary Activities after tax (10-11)</b>	<b>1,065</b>	<b>689</b>	<b>436</b>	<b>2,529</b>	<b>1,381</b>	<b>1,938</b>
<b>13. Extraordinary items (net of tax expense)</b>	<b>-</b>	<b>-</b>	<b>-</b>	<b>-</b>	<b>-</b>	<b>-</b>
<b>14. Net Profit (+)/ Loss (-) for the period (12-13)</b>	<b>1,065</b>	<b>689</b>	<b>436</b>	<b>2,529</b>	<b>1,381</b>	<b>1,938</b>
<b>15. Paid-up equity share capital (Face Value - ₹ 10 each)</b>	<b>569</b>	<b>569</b>	<b>532</b>	<b>569</b>	<b>532</b>	<b>569</b>
<b>16. Reserves excluding Revaluation Reserves</b>	<b>26,246</b>	<b>25,181</b>	<b>21,843</b>	<b>26,246</b>	<b>21,843</b>	<b>23,716</b>
<b>17. Analytical Ratios</b>						
(i) Percentage of shares held by Government of India	20.85%	20.85%	16.40%	20.85%	15.40%	20.85%
(ii) Capital Adequacy Ratio (Under Basel II)	19.98%	20.59%	28.85%	19.98%	28.85%	24.28%
(iii) Earnings Per Share (Basic & Diluted) (EPS)	18.73*	12.12*	8.20*	44.49*	25.96*	36.79
<b>(iv) NPA Ratios</b>						
a) Amount of Gross NPA	255	210	285	255	266	218
b) Amount of Net NPA	142	125	185	142	165	122
c) % of Gross NPA	0.08	0.07	0.17	0.09	0.17	0.11
d) % of Net NPA	0.05	0.04	0.14	0.05	0.11	0.07
(v) Return on Assets (after Tax) (annualised)	1.20%	1.02%	1.03%	1.10%	1.03%	0.96%



## DISCLOSURE DOCUMENT FOR ISSUANCE OF COMMERCIAL PAPER

(vi) Net Worth	25,713	24,386	22,904	25,713	22,104	23,497
(vii) Outstanding Redeemable Preference Shares	-	-	-	-	-	-
(viii) Capital Redemption Reserve	-	-	-	-	-	-
(ix) Debenture Redemption Reserve	-	-	-	-	-	-
(x) Operating Margin	29.90%	29.53%	33.22%	30.15%	29.79%	31.04%
(xi) Net Profit Margin	19.99%	16.32%	19.97%	19.92%	21.30%	21.43%
(xii) Debt - Equity Ratio *	6.58	7.08	1.37	6.58	1.37	1.22
(xiii) Total Debt to Total Assets (%) *	46.23	48.95	14.26	46.23	14.95	39.61

\*Not annualised

\*Debt denotes total Borrowings (excluding Deposits)

### Notes:

- 1) The Significant Accounting Policies followed in preparation of these financial results in all material aspects, are consistent with those followed in preparation of the annual financial statements for the year ended March 31, 2022.
- 2) The above results have been approved by the Board of Directors at their meeting held on February 06, 2023.
- 3) The figures for the second quarter of the financial year are the balancing figures between audited figures in respect of the half year end and the published year to date figures upto the end of the first quarter of the financial year.
- 4) The financial results for the nine months ended December 31, 2022 have been arrived at, after considering provisions for Non-performing assets, Standard Assets and Investment Depreciation on the basis of prudential norms issued by Reserve Bank of India, Income Tax, Deferred tax and other usual and necessary provisions including employee benefits made on estimated / proportionate basis, wherever required and subject to adjustment at the year-end.
- 5) Details of loans transferred / acquired during the nine months ended December 31, 2022 under the RBI Master Direction on Transfer of Loan Exposures dated September 24, 2021 are given below:  
During the nine months ended December 31, 2022
  - i) the Bank has not acquired any loan not in default through assignment
  - ii) the Bank has not transferred any non-performing assets (NPAs) to Asset Reconstruction Companies (ARCs) / to permitted transferees / to other transferees
  - iii) the bank has not acquired any stressed loans and not transferred any loan not in default / Special Mention Accounts (SMA)
  - iv) the bank has not invested in Security Receipts (SR) issued by Asset Reconstruction Companies (ARC) in respect of stressed loans transferred to ARCs
- 6) Floating provision is not considered for computation of net NPAs.
- 7) Previous period's figures have been regrouped / reclassified wherever necessary to conform to current period classification.
- 8) As per RBI's letter dated May 16, 2019 implementation of IND-AS has been deferred for AIFIs until further notice.
- 9) The above results have been subjected to Limited Review by the Statutory Auditors

By order of the Board

SIVASUBRAMANIAM RAMANN  
Chairman and Managing Director

Date: February 06, 2023  
Place: Varanasi

[Sivasubramanian Ramann]  
Chairman and Managing Director



SIDBI Official

Visit our website: [www.sidbi.in](http://www.sidbi.in)



@sidbiofficial





*Borkar & Muzumdar*

Chartered Accountants

Limited Review Report on Unaudited Standalone Financial Results of the Small Industries Development Bank of India for the quarter and nine months ended 31 December 2022, pursuant to the requirements of Regulation 52 of the SEBI (Listing Obligations and Disclosure Requirements) Regulations, 2015 (as amended)

The Board of Directors  
Small Industries Development Bank of India

1. We have reviewed the accompanying Statement of Unaudited Standalone Financial Results of Small Industries Development Bank of India (the "Bank") for the quarter and nine months ended 31 December 2022 (the "Statement"), attached herewith, being submitted by the Bank pursuant to the requirements of Regulation 52 (Listing Obligations and Disclosure Requirements) Regulations, 2015, as amended ("Listing Regulations").
2. The Statement, which is the responsibility of the Bank's Management and has been approved by the Bank's Board of Directors, has been prepared in accordance with the recognition and measurement principles laid down in Accounting Standard -25 'Interim Financial Reporting' ('AS-25') notified by the Institute of Chartered Accountants of India, the Small Industries Development Bank of India General Regulations, 2000, the circulars, guidelines and directions issued by Reserve Bank of India from time to time (RBI guidelines) and the other accounting principles generally accepted in India. Our responsibility is to issue a report on the Statement based on our review.
3. We conducted our review of the Statement in accordance with the Standard on Review Engagement (SRE) 2410, "Review of Interim Financial Information Performed by the Independent Auditor of the Entity" issued by the Institute of Chartered Accountants of India. This standard requires that we plan and perform the review to obtain moderate assurance as to whether the statement is free of material misstatement. A review of interim financial information consists of making inquiries, primarily of persons responsible for financial and accounting matters, and applying analytical and other review procedures. A review is limited primarily to inquiries of company personnel and analytical procedures applied to financial data and thus

Our review is limited to the financial information presented in the Statement and does not extend to other financial information or to the internal control system of the Bank. We do not express an opinion on the Statement or on the internal control system of the Bank.



DISCLOSURE DOCUMENT FOR ISSUANCE OF COMMERCIAL PAPER

provides less assurance than an audit. We have not performed an audit and accordingly we do not express an audit opinion.

4. Included in these unaudited standalone Financial Results are the relevant returns of Mumbai Head Office reviewed by us which covers 95.00% of Advances, 98.30% of deposits, 100% of Borrowings as on December 31, 2022. In conduct of our review, we have relied upon various information and returns received from remaining branches of the Bank not visited by us for the purpose of review and generated through centralized data base at Bank's Head Office.
5. Based on our review conducted as above, nothing has come to our attention that causes us to believe that the accompanying Statement of Unaudited Standalone Financial Results prepared in accordance with applicable accounting standards, the RBI Guidelines and other accounting principles generally accepted in India, has not disclosed the information required to be disclosed in terms of Regulation 52 of the SEBI (Listing Obligations and Disclosure Requirements) Regulations, 2015 (as amended) including the manner in which it is to be disclosed, or that it contains any material misstatement or that it has not been prepared in accordance with the relevant prudential norms issued by the Reserve Bank of India in respect of income recognition, asset classification, provisioning and other related matters.

For Borkar & Muzumdar  
Chartered Accountants  
Firm's Registration No. 101569W

DARSHIT Digitally signed  
by DARSHIT  
PRADIP DOSHI  
Date: 2023.02.06  
13:49:35 +05:30'  
PRADIP  
DOSHI

Darshit Doshi  
Partner  
Membership No. 133755  
UDIN: 23133755BGQTXK6427

Place: Mumbai  
Date: 06 February 2023



- 5.2 Latest audited financials should not be older than six-month from the date of application for listing.

Provided that listed issuers (who have already listed their specified securities and/or 'Non-convertible Debt Securities' (NCDs) and/or 'Non-Convertible Redeemable Preference Shares' (NCRPS)) who are in compliance with Securities and Exchange Board of India (Issue and Listing of Non-Convertible Securities) Regulations, 2021, as amended, may file unaudited financials with limited review for the stub period in the current financial year, subject to making necessary disclosures in this regard including risk factors.

Audited financials of SIDBI for the March 31, 2022 is attached.

6. Asset Liability Management (ALM) Disclosures:

- 6.1 NBFCs seeking to list their CPs shall make disclosures as specified for NBFCs in SEBI Circular nos. CIR/IMD/DF/ 12 /2014, dated June 17, 2014 and CIR/IMD/DF/ 6 /2015, dated September 15, 2015, as revised from time to time. Further, "Total assets under management", under para 1.a. of Annexure I of CIR/IMD/DF/ 6 /2015, dated September 15, 2015 shall also include details of off-balance sheet assets.

Not Applicable

- 6.2 HFCs shall make disclosures as specified for NBFCs in SEBI Circular no. CIR/IMD/DF/ 6 /2015, dated September 15, 2015, as revised from time to time with appropriate modifications viz. retail housing loan, loan against property, wholesale loan - developer and others.

Not Applicable







## Appendix I

### Outstanding Commercial Paper (As on February 10, 2023)

Series	ISIN	Tenor / Period of Maturity	Coupon	Amount Issued (In Rs Crore)	Date of Allotment	Redemption Date / Schedule	Credit Rating	Secured / Unsecured	Security	Other Details Viz. Details of IPA, Details of CRA
CP-04/FY2023	INE556F14IE0	278 Days	6.12%	2550	25-May-2022	27-Feb-2023	CARE A1+ & IND A1+	Unsecured	NA	IDBI Bank Ltd.
CP-06/FY2023	INE556F14IG5	214 Days	6.20%	2575	08-Aug-2022	10-Mar-2023	CARE A1+ & IND A1+	Unsecured	NA	IDBI Bank Ltd.
CP-08/FY2023	INE556F14IJ1	202 Days	6.35%	4000	30-Aug-2022	20-Mar-2023	CARE A1+ & IND A1+	Unsecured	NA	IDBI Bank Ltd.
CP-15/FY2023	INE556F14IP6	84 days	6.98%	4100	01-Jan-2023	03-Apr-2023	CARE A1+ & IND A1+	Unsecured	NA	IDBI Bank Ltd.
CP-16/FY2023	INE556F14IQ4	136 days	7.47	1750	27-Jan-2023	12-Jun-2023	CARE A1+ & IND A1+	Unsecured	NA	IDBI Bank Ltd.



## Appendix II

## Outstanding Certificate of Deposit (As on February 10, 2023)

Series	ISIN	Tenor / Period of Maturity	Coupon	Amount Issued (In Rs Crore)	Date of Allotment	Redemption Date / Schedule	Credit Rating	Secured / Unsecured	Security	Other Details Viz. Details of IPA, Details of CRA
CD-5 / FY2022	INE556F16911	365 Days	4.92%	1200	14-Feb-22	14-Feb-23	CARE AAA / CARE A1+	Unsecured	NA	NA
CD-6 / FY2022	INE556F16929	365 Days	4.92%	1300	15-Feb-22	15-Feb-23	CARE AAA / CARE A1+	Unsecured	NA	NA
CD-7 / FY2022	INE556F16937	365 Days	4.76%	3300	22-Feb-22	22-Feb-23	CARE AAA / CARE A1+	Unsecured	NA	NA
CD-8 / FY2022	INE556F16945	365 Days	4.80%	2500	03-Mar-22	03-Mar-23	CARE AAA / CARE A1+	Unsecured	NA	NA
CD-9 / FY2022	INE556F16952	365 Days	4.85%	2500	23-Mar-22	23-Mar-23	CARE AAA / CARE A1+	Unsecured	NA	NA
CD-1 / FY2023	INE556F16960	365 Days	6.30%	2200	30-May-22	30-May-23	CARE AAA / CARE A1+	Unsecured	NA	NA
CD-2 / FY2023	INE556F16978	365 Days	6.40%	925	07-Jun-22	07-Jun-23	CARE AAA / CARE A1+	Unsecured	NA	NA
CD-3 / FY2023	INE556F16986	365 Days	6.73%	2200	29-Aug-22	29-Aug-23	CARE AAA / CARE A1+	Unsecured	NA	NA
CD-4 / FY2023	INE556F16994	365 Days	6.80%	2425	01-Sep-22	01-Sep-23	CARE AAA / CARE A1+	Unsecured	NA	NA
CD-5 / FY2023	INE556F16AA0	365 Days	6.77%	1300	12-Sep-22	12-Sep-23	CARE AAA / CARE A1+	Unsecured	NA	NA
CD-6 / FY2023	INE556F16AB8	365 Days	7.55%	850	21-Nov-22	21-Nov-23	CARE AAA / CARE A1+	Unsecured	NA	NA
CD-7 / FY2023	INE556F16AC6	440 Days	7.6582%	1600	01-Dec-22	14-Feb-24	CARE AAA / CARE A1+	Unsecured	NA	NA
CD-8 / FY2023	INE556F16AD4	365 Days	7.60%	2000	06-Dec-22	06-Dec-23	CARE AAA / CARE A1+	Unsecured	NA	NA
CD-9 / FY2023	INE556F16AE2	365 Days	7.70%	4000	11-Jan-23	11-Jan-24	CARE AAA / CARE A1+	Unsecured	NA	NA
CD-10 / FY2023	INE556F16AF9	365 Days	7.72%	2400	31-Jan-23	31-Jan-24	CARE AAA / CARE A1+	Unsecured	NA	NA



## Appendix III

## Outstanding Unsecured Bonds (As on February 10, 2023)

Sl. No.	ISIN	Tenor / Period of Maturity	Coupon	Amount Issued (In Rs Crore)	Date of Allotment	Redemption Date / Schedule	Credit Rating	Secured / Unsecured	Security	Other Details Viz. Details of IPA, Details of CRA
2	INE556F08JP6	3 year	6.27	620	27-Feb-20	27-Feb-23	ICRA AAA	Unsecured	NA	ICRA
3	INE556F08JQ4	3 Years	4.9	500	18-Aug-20	18-Aug-23	ICRA AAA	Unsecured	NA	ICRA
4	INE556F08JR2	3 Years	4.58	250	17-Dec-20	18-Dec-23	ICRA AAA	Unsecured	NA	ICRA
5	INE556F08JS0	3 Years	5.24	1900	26-Mar-21	26-Mar-24	CARE AAA	Unsecured	NA	CARE
6	INE556F08JT8	3 Years	4.97%	550	17-Jun-21	17-Jun-24	CARE AAA	Unsecured	NA	CARE
7	INE556F08JU6	3 Years	5.59%	2500	21-Feb-22	21-Feb-25	CARE AAA	Unsecured	NA	CARE
8	INE556F08JV4	3 Years & 1 Day	5.57%	2500	02-Mar-22	03-Mar-25	CARE & ICRA AAA	Unsecured	NA	CARE & ICRA,
9	INE556F08JW2	3 Years & 1 Day	5.40%	1525	16-Mar-22	17-Mar-25	CARE & ICRA AAA	Unsecured	NA	CARE & ICRA, Put/Call at 2 Years
10	INE556F08JX0	3 Years	5.70%	1625	28-Mar-22	28-Mar-25	CARE & ICRA AAA	Unsecured	NA	CARE & ICRA,
11	INE556F08JY8	3 years and 2 days	7.15%	2500	29-May-22	02-June-25	CARE & ICRA AAA	Unsecured	NA	CARE & ICRA, No put/call



13	INE556F08JZ5	3 years and 3 days	7.15%	3000	18-Jul-22	21-Jul-25	CARE & ICRA AAA	Unsecured	NA	CARE & ICRA, no put/call
	INE556F08KA6	3 years and 3 days	7.25%	3905	28-Jul-22	31-Jul-25	CARE & ICRA AAA	Unsecured	NA	CARE & ICRA, no put/call
14	INE556F08KB4	3 years 6 month and 10 days	7.11%	4000	17-Aug-22	27-Feb-26	CARE & ICRA AAA	Unsecured	NA	CARE & ICRA, no put/call
14	INE556F08KC2	3 years 6 month and 1 days	7.23%	4000	08-Sep-22	09-Mar-26	CARE & ICRA AAA	Unsecured	NA	CARE & ICRA, no put/call
15	INE556F08KD0	3 years and 13 days	7.75%	4000	14-Oct-2022	27-Oct-2025	CARE & ICRA AAA	Unsecured	NA	CARE & ICRA, no put/call
16	INE556F08KE8	3 years and 10 days	7.47%	4000	15-Nov-2022	25-Nov-2025	CARE & ICRA AAA	Unsecured	NA	CARE & ICRA, no put/call
17	INE556F16AC6	3 years 41 days	7.54%	5000	02-Dec-2022	12-Jan-2026	CARE & ICRA AAA	Unsecured	NA	CARE & ICRA, no put/call
18	INE556F08KG3	3 years 23 days	7.59%	5000	18-Jan-2023	10-Feb-2026	CARE & ICRA AAA	Unsecured	NA	CARE & ICRA, no put/call



Appendix IVCommercial Papers Issued in Last 15 Months

Series	ISIN	Tenor (Days)	Coupon	Amount Issued (In Rs Crore)	Date of Allotment	Redemption Date / Schedule	Credit Rating	Secured / Unsecured	Security	Other Details Viz. Details of IPA, Details of CRA
CP-1 / FY 2022	INE556F14HY0	90	3.43%	1850	29-Sep-2021	28-Dec-2021	CARE A1+ & Fitch A1+	Unsecured	NA	IDBI Bank Ltd.
CP-2 / FY 2022	INE556F14HZ7	90	3.70%	2000	30-Dec-2021	30-Mar-2022	CARE A1+ & IND A1+	Unsecured	NA	IDBI Bank Ltd.
CP-3 / FY2022	INE556F14IA8	89	3.70%	4000	14-Jan-2022	13-Apr-2022	CARE A1+ & IND A1+	Unsecured	NA	IDBI Bank Ltd.
CP-04 / FY2022	INE556F14IB6	333 Days	4.55%	1000	17-Jan-2022	16-Dec-2022	CARE A1+ & IND A1+	Unsecured	NA	IDBI Bank Ltd.
CP-01 / FY2023	INE556F14IC4	48 Days	3.85%	3000	13-Apr-2022	19-Apr-2022	CARE A1+ & IND A1+	Unsecured	NA	IDBI Bank Ltd.
CP-02 / FY2023	INE556F14IC4	48 Days	3.85%	1000	18-Apr-2022	19-Apr-2022	CARE A1+ & IND A1+	Unsecured	NA	IDBI Bank Ltd.
CP-03 / FY2023	INE556F14ID2	182 Days	4.65%	3500	02-May-2022	31-Oct-2022	CARE A1+ & IND A1+	Unsecured	NA	IDBI Bank Ltd.
CP-04 / FY2023	INE556F14IE0	278 Days	6.12%	2550	25-May-2022	27-Feb-2023	CARE A1+ & IND A1+	Unsecured	NA	IDBI Bank Ltd.
CP-05 / FY2023	INE556F14IF7	84 Days	5.83%	4000	29-July-2022	21-Oct-2022	CARE A1+ & IND A1+	Unsecured	NA	IDBI Bank Ltd.
CP-06 / FY2023	INE556F14IG5	214 Days	6.20%	2575	08-Aug-2022	10-Mar-2023	CARE A1+ & IND A1+	Unsecured	NA	IDBI Bank Ltd.
CP-07 / FY2023	INE556F14IH3	78 Days	5.77%	3500	23-Aug-2022	09-Nov-2022	CARE A1+ & IND A1+	Unsecured	NA	IDBI Bank Ltd.



## DISCLOSURE DOCUMENT FOR ISSUANCE OF COMMERCIAL PAPER

CP-08/FY2023	INE556F14I1	202 Days	6.35%	4000	30-Aug-2022	30-Mar-2023	CARE A1+ & IND A1+	Unsecured	NA	IDBI Bank Ltd.
CP-09/FY2023	INE556F14IK7	86 Days	5.92%	4000	05-Sep-2022	30-Nov-2022	CARE A1+ & IND A1+	Unsecured	NA	IDBI Bank Ltd.
CP-10/FY2023	INE556F14IJ9	88 Days	5.92%	3750	05-Sep-2022	02-Dec-2022	CARE A1+ & IND A1+	Unsecured	NA	IDBI Bank Ltd.
CP-11/FY2023	INE556F14IL5	91 Days	6.05%	4000	19-Sep-2022	19-Dec-2022	CARE A1+ & IND A1+	Unsecured	NA	IDBI Bank Ltd.
CP-12/FY2023	INE556F14IM3	87 Days	6.40%	3350	07-Oct-2022	02-Jan-2023	CARE A1+ & IND A1+	Unsecured	NA	IDBI Bank Ltd.
CP-13/FY2023	INE556F14IO9	91 Days	6.95%	3450	10-Nov-2022	09-Jan-2023	CARE A1+ & IND A1+	Unsecured	NA	IDBI Bank Ltd.
CP-14/FY2023	INE556F14IN1	82 days	6.93%	2450	11-Nov-2022	31-Jan-2023	CARE A1+ & IND A1+	Unsecured	NA	IDBI Bank Ltd.
CP-15/FY2023	INE556F14IP6	84 days	6.98%	4100	01-Jan-2023	03-Apr-2023	CARE A1+ & IND A1+	Unsecured	NA	IDBI Bank Ltd.
CP-16/FY2023	INE556F14IQ4	136 days	7.47	1750	27-Jan-2023	12-Jun-2023	CARE A1+ & IND A1+	Unsecured	NA	IDBI Bank Ltd.

\*\*\*\*\*

