

## Piramal Enterprises Limited

CIN: L24110MH1947PLC005719

Registered office: Piramal Ananta, Agastya Corporate Park, Opp. Fire Brigade, Kamani Junction, LBS Marg, Kurla (W), Mumbai 400070

T +91 22 6835 9700 F +91 22 6835 9780

www.piramal.com

### Annexure I

Disclosures to be provided along with the application for listing:

#### 1. Details pertaining to the issuer:

##### 1.1. Details of the issuer:

(a) Name, Address, CIN and PAN

<b>Name</b>	Piramal Enterprises Limited
<b>Registered Address</b>	Piramal Ananta, Agastya Corporate Park, Opposite Fire Brigade, Kamani Junction, LBS Marg, Kurla (West), Mumbai – 400070, Maharashtra, India
<b>CIN</b>	L24110MH1947PLC005719
<b>PAN</b>	AAACN4538P


(b) Line of business: Financial Services.

(c) Chief Executive Details (Managing Director / President/ CEO / CFO)

<b>Name</b>	<b>Designation</b>
Mrs. Upma Goel	CFO

(d) Group affiliation (if any): Piramal Group

Piramal Enterprises Limited

  
Authorised Signatory

**Piramal Enterprises Limited**

CIN: L24110MH1947PLC005719

Registered Office: Piramal Ananta, Agastya Corporate Park, Opp Fire Brigade, Kamani Junction, LBS Marg, Kurla (West), Mumbai - 400070, India

Treasury Dept: 9th Floor, Piramal Tower, Ganpatrao Kadam Marg, Lower Parel, Mumbai 400 013 Maharashtra, India

T +91 22 6835 9700 F +91 22 6835 9780

piramal.com

## 1.2. Details of the directors:

Name	DIN	Designation	Age	Address	Director since	List of other directorships
Mr. Ajay G. Piramal	00028116	Chairman	67 years	96, Karuna Sindhu, Khan Abdul Gaffar Khan Road, Worli, Worli Sea Face, Mumbai 400018	7 <sup>th</sup> March, 1988	· Piramal Capital & Housing Finance Limited (Formerly known as Dewan Housing Finance Corporation Limited)
						· Piramal Glass Private Limited
						· Piramal Fund Management Private Limited
						· Tata Sons Private Limited
						· Allergan India Private Limited
						· PEL Management Services Private Limited
						· Pratham Education Foundation
						· Kaivalya Education Foundation
						· Piramal Foundation
Dr. (Mrs.) Swati A. Piramal	00067125	Vice-Chairperson	66 years	96, Karuna Sindhu, Khan Abdul Gaffar Khan Road, Worli, Worli Sea Face, Mumbai 400018	20 <sup>th</sup> November, 1997	· Piramal Capital & Housing Finance Limited (Formerly known as Dewan Housing Finance Corporation Limited)
						· Piramal Glass Private Limited
						· Nestle India Limited
						· Allergan India Private Limited
						· PEL Management Services Private Limited
Mr. Subramaniam Ramadorai	00000002	Independent Director	78 years	Flat No. 1, Wyoming, Little Gibbs Road, Malabar Hill, Mumbai – 400006	24 <sup>th</sup> October, 2002	· Tata Technologies Limited
						· DSP Investment Managers Private Limited
						· British Asian India Foundation
						· Institute For Policy Research Studies
						· Centre for Asian Philanthropy India
						· Breach Candy Hospital Trust
						· Piramal Pharma Limited
						· Cartica Acquisition Corp.
						· Karmayogi Bharat

Ms. Nandini Piramal	00286092	Non-Executive Director	42 years	96, Karuna Sindhu, Khan Abdul Gaffar Khan Road, Worli, Worli Sea Face, Mumbai 400018	1 <sup>st</sup> April, 2009	· The Swastik Safe Deposit and Investments Ltd
						· Piramal Water Private Limited
						· Piramal Udgam Data Management Solutions
						· Piramal Pharma Limited
						· Montane Ventures Private Limited
Mr. Anand Piramal	00286085	Non-Executive Director	38 years	96, Karuna Sindhu, Khan Abdul Gaffar Khan Road, Worli, Worli Sea Face, Mumbai 400018	12 <sup>th</sup> May, 2017	· PRL Developers Private Limited
						· Piramal Capital & Housing Finance Limited (Formerly known as Dewan Housing Finance Corporation Limited)
						· Piramal Alternatives Private Limited (Formerly known as Piramal Asset Management Private Limited)
						· PEL Management Services Private Limited
						· Piramal Corporate Services Private Limited
Mr. Vijay Shah	00021276	Non-Executive Director	64 years	A-2301, Lodha Altamount, Altamount Road, Mumbai – 400 026	1 <sup>st</sup> January, 2012	· Piramal Foundation for Education Leadership
						· India Resurgence Asset Management Business Private Limited
						· Vijasmi Consultancy Private Limited
						· Kinnari Foundation
						· Piramal Glass Ceylon PLC.
Mr. Kunal Bahl	01761033	Independent Director	39 years	H No. 1, Road No. 41, Punjabi Bagh West, Delhi-110026	14 <sup>th</sup> October, 2020	· PGP Glass - USA Inc.
						· Piramal Glass (UK) Limited
Mr. Suhail Nathani	01089938	Independent Director	57 years	801, Prabhu Kutir, 15 Altamount Road, Mumbai 26	14 <sup>th</sup> October, 2020	· PGP Glass Private Limited
						· Snapdeal Private Limited
						· Investcorp Acquisition Corp.
Mr. Suhail Nathani	01089938	Independent Director	57 years	801, Prabhu Kutir, 15 Altamount Road, Mumbai 26	14 <sup>th</sup> October, 2020	· Mahindra CIE Automotive Limited
						· Aga Khan Agency for Habitat India
						· UTI Trustee Company Private Limited

						<ul style="list-style-type: none"> <li>· Piramal Capital &amp; Housing Finance Limited (Formerly known as Dewan Housing Finance Corporation Limited)</li> <li>· Salaam Bombay Foundation</li> <li>· Progressive Electoral Trust</li> <li>· East Pipes Integrated Co. For Industry</li> </ul>
Ms. Anjali Bansal	00207746	Independent Director	51 years	3202, A-wing, Vivarea, Sane Guruji Marg, Jacob Circle, Mahalaxmi, Mumbai-400011	19 <sup>th</sup> November, 2020	<ul style="list-style-type: none"> <li>· The Tata Power Company Limited</li> <li>· Voltas Limited</li> <li>· Kotak Mahindra Asset Management Company Limited</li> <li>· Nestle India Limited</li> <li>· Gujarat International Finance Tec-City Company Limited</li> <li>· Tata Power Renewable Energy Limited</li> <li>· Open Network for Digital Commerce</li> </ul>
Mr. Puneet Dalmia	00022633	Independent Director	50 years	18, Golf Links, New Delhi-110003	7 <sup>th</sup> October, 2021	<ul style="list-style-type: none"> <li>· Dalmia Bharat Limited</li> <li>· SRF Limited</li> <li>· RLJ Family Trusteeship Private Limited</li> <li>· SKLNJ Family Trustee Private Limited</li> <li>· RANDR Trustee Private Limited</li> <li>· RRJ Family Trustee Private Limited</li> <li>· International Foundation For Research and Education</li> <li>· Foundation For Pluralistic Research And Empowerment.</li> <li>· Piramal Capital &amp; Housing Finance Limited (Formerly known as Dewan Housing Finance Corporation Limited)</li> </ul>
Ms. Anita George	00441131	Independent Director	62 years	4/5 Shanti Niketan, New Delhi 110021	10 <sup>th</sup> February, 2022	<ul style="list-style-type: none"> <li>· ECL Finance Limited</li> <li>· The Indo-Canadian Business Chamber</li> <li>· Tata Sons Private Limited</li> <li>· CDPQ Capital Mexico</li> </ul>

						<ul style="list-style-type: none"> <li>· CDPQ Sao Paulo Consultoria Empresarial Limited</li> <li>· Sura Asset Management SA, Medellin, Columbia</li> <li>· Sewa - Recovery And Resilience Fund</li> <li>· First Solar Inc</li> </ul>
Ms. Shikha Sharma	00043265	Non-Executive Director	63 years	4402 South Tower, The Imperial, BB Nakashe Marg, Tardeo, Mumbai - 400034	31 <sup>st</sup> March, 2022	<ul style="list-style-type: none"> <li>· Tata Consumer Products Limited;</li> <li>· Dr. Reddy's Laboratories Limited;</li> <li>· Tech Mahindra Limited;</li> <li>· Mahindra and Mahindra Limited</li> </ul>
Mr. Rajiv Mehrishi	00208189	Independent Director	67 years	A-41, Tilak Nagar, Jaipur – 302204	26 <sup>th</sup> May, 2022	<ul style="list-style-type: none"> <li>· Dabur India Limited</li> <li>· NSE IFSC Limited</li> <li>· Infomerics Analytics and Research Private Limited</li> <li>· The Tata Power Company Limited</li> <li>· Tata Power Renewable Energy Limited</li> </ul>
Mr. Gautam Bhailal Doshi	00004612	Independent Director	69 years	C 191, Grand Paradi August Kranti Marg, Kemp's Corner, Mumbai 400036	31 <sup>st</sup> October, 2022	<ul style="list-style-type: none"> <li>· Sun Pharmaceutical Industries Limited</li> <li>· Suzlon Energy Limited</li> <li>· Sun Pharma Laboratories Limited</li> <li>· Capricon Realty Private Limited</li> <li>· Piramal Capital &amp; Housing Finance Limited (Formerly known as Dewan Housing Finance Corporation Limited)</li> <li>· Banda Real Estate Private Limited</li> <li>· Kudal Real Estate Private Limited</li> <li>· Connect Capital Private Limited</li> <li>· Aashni ECommerce Private Limited</li> <li>· Sun Pharma Holdings (Mauritius)</li> <li>· Sun Pharmaceutical Industries Inc (USA)</li> <li>· Taro Pharmaceuticals USA Inc</li> </ul>

**1.3. Details of change in directors in last three financial years including change, if any, in the current year:**

Name, DIN and Designation	Date of Appointment	Date of cessation (in case of resignation)	Remarks (viz. reasons for change etc.)
Name : Mr. Siddharth Mehta DIN: 06530606 Designation : Independent Director	1 <sup>st</sup> April, 2013	4 <sup>th</sup> February, 2020	Resigned as an Independent Director
Name: Ms. Arundhati Bhattacharya DIN: 02011213 Designation : Independent Director	25 <sup>th</sup> October, 2018	16 <sup>th</sup> April, 2020	Resigned as an Independent Director
Name: Mr. Vijay Shah DIN: 00021276 Designation : Non-Executive Director	11 <sup>th</sup> May, 2020	-	Change in designation from Executive Director to Non-Executive Director
Name: Mr. Rajesh Laddha DIN: 02228042 Designation : Executive Director	11 <sup>th</sup> May, 2020	10 <sup>th</sup> February, 2022	Resigned as an Executive Director
Name: Mr. Kunal Bahl DIN: 01761033 Designation : Independent Director	14 <sup>th</sup> October, 2020	-	Appointed as Independent Directors
Name: Mr. Suhail Nathani DIN: 01089938 Designation : Independent Director			
Name: Mr. Keki Dadiseth DIN: 00052165 Designation : Independent Director	1 <sup>st</sup> December, 2005	28 <sup>th</sup> October, 2020	Resigned as Independent Directors
Name: Dr. R. A. Mashelkar DIN: 00074119 Designation : Independent Director	21 <sup>st</sup> December, 2011		
Name: Prof. Goverdhan Mehta DIN: 00350615 Designation : Independent Director			
Name: Ms. Anjali Bansal DIN: 00207746 Designation : Independent Director	19 <sup>th</sup> November, 2020	-	Appointed as an Independent Director
Name: Mr. Deepak Satwalekar DIN: 00009627 Designation : Independent Director	19 <sup>th</sup> July, 2002	26 <sup>th</sup> July, 2021	Resigned as an Independent Director
Name: Mr. Puneet Dalmia DIN: 00022633 Designation : Independent Director	7 <sup>th</sup> October, 2021	-	Appointed as an Independent Director
Name: Ms. Anita George DIN: 00441131 Designation : Independent Director	10 <sup>th</sup> February, 2022	-	Appointed as an Independent Director
Name: Mr. Gautam Banerjee DIN: 03031655 Designation : Independent Director	1 <sup>st</sup> April, 2013	31 <sup>st</sup> March, 2022	Resigned as an Independent Director

Name: Ms. Shikha Sharma DIN: 00043265 Designation : Non-Executive Director	31 <sup>st</sup> March, 2022	-	Appointed as a Non-Executive Director
Name: Mr. Rajiv Mehrishi DIN: 00208189 Designation : Independent Director	26 <sup>th</sup> May, 2022	-	Appointed as an Independent Director
Name: Ms. Nandini Piramal DIN: 00286092 Designation : Non-Executive Director	26 <sup>th</sup> August, 2022	-	Change in designation from Executive Director to Non-Executive Director
Name: Mr. Khushru Jijina DIN: 00209953 Designation : Executive Director	1 <sup>st</sup> April, 2021	31 <sup>st</sup> August, 2022	Resigned as an Executive Director
Name: Mr. Gautam Bhailal Doshi DIN: 00004612 Designation : Independent Director	31 <sup>st</sup> October, 2022	-	Appointed as an Independent Director
Name: Mr. Narayanan Vaghul DIN: 00002014 Designation : Independent Director	29 <sup>th</sup> August, 1997	9 <sup>th</sup> November, 2022	Resigned as an Independent Director

**1.4. List of top 10 holders of equity shares of the company as on 31<sup>st</sup> December, 2022:**

<b>Sr.No</b>	<b>Name and category of shareholder</b>	<b>Category</b>	<b>Total no. of equity shares</b>	<b>No of shares in demat form</b>	<b>Total shareholding as % of total no. of equity shares</b>
1.	The Sri Krishna Trust through its Trustee Mr. Ajay G Piramal and Dr. (Mrs.) Swati A Piramal	Promoter Group	7,88,77,580	7,88,77,580	33.05
2.	Caisse De Depot Et Placement Du Quebec	Foreign Portfolio Investor	1,68,54,135	1,68,54,135	7.06
3.	Life Insurance Corporation Of India	Insurance Company	1,08,93,590	1,08,93,590	4.56
4.	East Bridge Capital Master Fund Limited	Foreign Portfolio Investor	1,03,07,503	1,03,07,503	4.32
5.	V3 Designs LLP	Promoter Group	97,01,000	97,01,000	4.06
6.	PRL Realtors LLP	Promoter Group	89,73,913	89,73,913	3.76
7.	East Bridge Capital Master Fund I Ltd	Foreign Portfolio Investor	64,61,399	64,61,399	2.71
8.	Indiahold Limited	Overseas Corporate Bodies	43,24,936	43,24,936	1.81
9.	Smallcap World Fund, Inc	Foreign Portfolio Investor	31,53,303	31,53,303	1.32
10.	College Retirement Equities Fund - Stock Account	Foreign Portfolio Investor	30,49,572	30,49,572	1.28



**1.5. Details of the Statutory Auditor:**

<b>Name and address</b>	<b>Date of appointment</b>	<b>Remarks (viz. reasons for change etc.)</b>
M/s. Suresh Surana & Associates LLP Address: 308-309, Technopolis Knowledge Park, Mahakali Caves Road, Andheri (E), Mumbai – 400093	29/07/2022	Appointed for a period of 3 years
Bagarla & Co LLP Address: 701, Stanford, Junction of S.V.Road & Barfiwala Marg, Andheri (W), Mumbai - 400058	11/12/2022	Appointed for a period of 3 years

**1.6. Details of the change in statutory auditors in last three financial years including any Change in the current year:**

<b>Name and address</b>	<b>Date of Appointment</b>	<b>Date of Cessation (in case of resignation)</b>	<b>Remarks (viz. reason for change etc.)</b>
Name: M/s. Deloitte Haskins & Sells LLP Address: Indiabulls Finance Centre, Tower 3, 27 <sup>th</sup> -32 <sup>nd</sup> Floor, Senapati Bapat Marg, Elphinstone Road (West), Mumbai- 400013	01/08/2017	29/07/2022	Completion of tenure

**1.7. List of top 10 NCD holders as on 30<sup>th</sup> Sept 2022:**

<b>Sr. No.</b>	<b>Name of NCD holder</b>	<b>Category of NCD holder</b>	<b>Face value of NCD holding</b>	<b>NCD Holding as a percentage of total NCD outstanding of the issuer</b>
1.	Standard Chartered Bank (Singapore) Ltd	FII	10,00,000	29.05%
2.	Union Bank of India	Bank	10,00,000	14.53%
3.	Oxyzo Financial Services Pvt Ltd	Corporate	10,00,000	1.47%
4.	Niranjan Lakhmal Hiranandani	Individual	10,00,000	1.45%
5.	Sporta Technologies Private Limited	Corporate	10,00,000	1.45%
6.	S K Finance Ltd	NBFC	10,00,000	1.21%
7.	Shyam SEL and Power Ltd	Corporate	10,00,000	1.16%
8.	Kotak Mahindra Trusteeship Services Ltd	Corporate	10,00,000	1.15%
9.	Bharat Kanaiyalal Sheth	Individual	10,00,000	0.87%
10.	MAS Financial Services Ltd	NBFC	10,00,000	0.87%

**1.8. List of top 10 CP holders as on 30<sup>th</sup> Sept 2022:**

<b>Sr. No.</b>	<b>Name of CP holder</b>	<b>Category of CP holder</b>	<b>Face value of CP holding</b>	<b>CP holding as a percentage of total CP outstanding of the issuer</b>
1.	Kotak Mahindra Mutual Fund	Mutual Fund	5,00,000	21.96%
2.	Kotak Mahindra Bank Limited	Bank	5,00,000	18.30%
3.	UTI Mutual Fund	Mutual Fund	5,00,000	16.47%
4.	Axis Mutual Fund	Mutual Fund	5,00,000	14.64%
5.	Aditya Birla Sun Life Mutual Fund	Mutual Fund	5,00,000	5.97%
6.	Baroda BNP Paribas Mutual Fund	Mutual Fund	5,00,000	3.66%
7.	DSP Mutual Fund	Mutual Fund	5,00,000	3.66%
8.	Billionbrains Garage Ventures Pvt Ltd	Corporate	5,00,000	2.74%
9.	Shriram Housing Finance Limited	HFC	5,00,000	1.83%
10.	Zetwerk Manufacturing Businesses Pvt Ltd	Corporate	5,00,000	1.83%

## 2. Material Information:

2.1. Details of all default(s) and/or delay in payments of interest and principal of CPs, (including technical delay), debt securities, term loans, external commercial borrowings and other financial indebtedness including corporate guarantee issued in the past 5 financial years including in the current financial year. – **NIL**

2.2. Ongoing and/or outstanding material litigation and regulatory strictures, if any. –

**There are no such (ongoing/pending) PEL litigation cases filed against the Promoters, Directors, or other Key managerial personnel of the Company, which are pending in Supreme Court, High Court (s), Sessions Court, National Company Law Tribunal or National Company Law Appellate Tribunal.**

2.3. Any material event/ development having implications on the financials/credit quality including any material regulatory proceedings against the Issuer/promoters, tax litigations resulting in material liabilities, corporate restructuring event which may affect the issue or the investor's decision to invest / continue to invest in the CP. – **NIL**

## 3. Details of borrowings of the company, as on the latest quarter end:

3.1. Details of debt securities and CPs: **(Exhibit A)**

3.2. Details of secured/ unsecured loan facilities/ bank fund-based facilities/ rest of the borrowing, (if any, including hybrid debt like foreign currency convertible bonds (FCCB), optionally convertible debentures / preference shares) from banks or financial institutions or financial creditors, as on last quarter end: **(Exhibit B)**

3.3. The amount of corporate guarantee or letter of comfort issued by the issuer along with name of the counterparty (like name of the subsidiary, JV entity, group company, etc) on behalf of whom it has been issued, contingent liability including debt service reserve account (DSRA) guarantees/ any put option etc. **(Exhibit C)**

**Note:** -Since Contingent Liability is disclosed in balance sheet, hence data is available for 31<sup>st</sup> Mar 2022.

## 4. Issue Information (Also refer Letter of offer):

4.1. Details of current tranche including ISIN, amount, date of issue, maturity, all credit ratings including unaccepted ratings, date of rating, name of credit rating agency, its validity period, declaration that the rating is valid as at the date of issuance and listing, (details of credit rating letter issued not older than one month on the date of opening of the issue), details of issuing and paying agent and other conditions, if any. **(Exhibit D)**

**\* Please refer last page of disclosure.**

**Note - We confirm that the issuer company is in existence for more than 3 years and the CP rating letters are valid as on the date of issuance and listing.**

4.2. CP borrowing limit, supporting board resolution for CP borrowing, details of CP issued during the last 15 months.

**Board Resolution:**



**CERTIFIED TRUE COPY OF THE RESOLUTION PASSED BY THE  
ADMINISTRATIVE COMMITTEE OF THE BOARD OF DIRECTORS OF  
PIRAMAL ENTERPRISES LIMITED ON 8<sup>TH</sup> FEBRUARY, 2021**

“RESOLVED THAT further to the resolution passed by the Committee at its meeting held on 20<sup>th</sup> September, 2016 wherein limit for raising funds by way of issue of Commercial Papers was raised to Rs.14,000 crores and in supersession of the resolution passed by the Committee at its meeting held on 16<sup>th</sup> September, 2019 authorising various officials for the same, any one of the Executive Directors on the Board of the Company (‘the Directors’) or Mr. Khushru Jijina or Mr. Ninad Navalkar or Mr. Vivek Valsaraj or Mr. Abhijeet Puglia or Mr. Anant Katdare or Mr. Sachin Deodhar or Mr. Sanjay Jain or Mr. Kumal Shah or Mr. Ujas Popat or Ms. Garima Agrawal or Mr. Kshitish Bapat or Mr. Lalit Ostwal or Mr. Nirav Adani or Mrs. Charu Garg Kalita (‘Authorized Persons’) be and are hereby severally authorized to do all such things as may be necessary and sign all such documents, papers, letters, undertakings as may be required to give effect to this resolution;

RESOLVED FURTHER THAT if any of the said documents are required to be executed under the Common Seal of the Company, the same be affixed in the presence of any one of the Directors or any one of the Authorised Persons who are hereby severally constituted as Attorneys for this purpose and who do sign the same in token thereof and who are also hereby severally authorized to carry the Common Seal of the Company outside the City/State in which the Registered Office of the Company is situated, wherever necessary for the purpose of such execution;

RESOLVED FURTHER THAT the certified true copy of the aforesaid resolution under the signature of any one of the Director or Company Secretary or Chief Financial Officer of the Company, be provided to such persons or authorities as may be required from time to time.”

**For Piramal Enterprises Limited**

**BIPIN** Digitally signed  
by BIPIN SINGH  
Date: 2021.02.10  
11:24:57 +05'30'

**Bipin Singh**  
**Company Secretary**  
**Date: 10<sup>th</sup> February, 2021**

**Piramal Enterprises Limited**

CIN: L24110MH1947PLC005719

Registered Office: Piramal Ananta, Agastya Corporate Park, Opp Fine Brigade, Kamata Junction, LBS Marg, Kurla (West), Mumbai 400 078 India  
Secretarial Dept: Ground Floor, B Block, Agastya Corporate Park, Opp. Fine Brigade, Kamata Junction, LBS Marg, Kurla (West), Mumbai, Maharashtra 400078, India  
T +91 22 38802 3084/3083/3103 F +91 22 38802 3084  
piramal.com

## Details of Commercial Papers issued in last 15 months

ISIN	ISSUE DATE	MATURITY DATE	AMOUNT (Rs. in crs)
INE140A14N19	6-Jul-21	01-Oct-21	150.00
INE140A14N27	13-Jul-21	11-Apr-22	25.00
INE140A14N35	5-Aug-21	02-Nov-21	30.00
INE140A14N35	5-Aug-21	02-Nov-21	100.00
INE140A14L11	10-Aug-21	06-May-22	10.00
INE140A14N43	13-Aug-21	10-Dec-21	100.00
INE140A14N50	13-Aug-21	31-Jan-22	50.00
INE140A14N68	13-Aug-21	12-Aug-22	5.00
INE140A14N92	31-Aug-21	30-Nov-21	100.00
INE140A14N84	1-Sep-21	30-Jun-22	15.00
INE140A14O18	1-Sep-21	27-Jun-22	25.00
INE140A14O00	1-Sep-21	27-Jul-22	25.00
INE140A14O34	13-Sep-21	25-Jan-22	100.00
INE140A14O26	13-Sep-21	04-Feb-22	100.00
INE140A14O59	14-Sep-21	27-Apr-22	50.00
INE140A14O42	16-Sep-21	13-Jun-22	100.00
INE140A14O67	17-Sep-21	22-Aug-22	5.00
INE140A14O83	29-Sep-21	29-Sep-22	5.00
INE140A14P17	29-Sep-21	14-Oct-21	150.00
INE140A14P41	29-Sep-21	17-Jan-22	150.00
INE140A14Q08	29-Sep-21	24-Jan-22	140.00
INE140A14P90	29-Sep-21	27-Jan-22	100.00
INE140A14P74	30-Sep-21	20-Jan-22	150.00
INE140A14P82	30-Sep-21	27-Dec-21	200.00
INE140A14P58	30-Sep-21	29-Dec-21	150.00
INE140A14N50	5-Oct-21	31-Jan-22	35.00
INE140A14Q16	8-Oct-21	06-Jan-22	150.00
INE140A14Q24	14-Oct-21	25-Apr-22	5.00
INE140A14Q57	21-Oct-21	13-Jan-22	100.00
INE140A14Q40	21-Oct-21	19-Apr-22	100.00
INE140A14N92	21-Oct-21	30-Nov-21	15.00
INE140A14Q32	21-Oct-21	20-Jul-22	15.00
INE140A14O91	21-Oct-21	22-Dec-21	150.00
INE140A14Q40	25-Oct-21	19-Apr-22	100.00
INE140A14Q73	26-Oct-21	21-Oct-22	75.00
INE140A14Q99	29-Nov-21	14-Mar-22	50.00
INE140A14Q81	29-Nov-21	25-Aug-22	50.00
INE140A14Q99	29-Nov-21	14-Mar-22	25.00
INE140A14R07	30-Nov-21	28-Feb-22	30.00
INE140A14R07	30-Nov-21	28-Feb-22	50.00
INE140A14K87	2-Dec-21	08-Apr-22	20.00
INE140A14R15	3-Dec-21	05-Jul-22	50.00
INE140A14R31	10-Dec-21	07-Mar-22	23.00
INE140A14R49	17-Dec-21	28-Apr-22	10.00
INE140A14R56	30-Dec-21	30-Dec-22	200.00

INE140A14R64	31-Dec-21	23-Mar-22	250.00
INE140A14R72	6-Jan-22	26-Apr-22	23.00
INE140A14R80	7-Jan-22	04-Apr-22	14.00
INE140A14R98	7-Jan-22	06-Jan-23	400.00
INE140A14Q40	11-Jan-22	19-Apr-22	50.00
INE140A14S14	12-Jan-22	28-Mar-22	125.00
INE140A14S06	13-Jan-22	29-Mar-22	125.00
INE140A14S22	18-Jan-22	29-Apr-22	75.00
INE140A14S30	21-Jan-22	22-Jun-22	50.00
INE140A14S48	24-Jan-22	28-Sep-22	22.00
INE140A14R72	27-Jan-22	26-Apr-22	10.00
INE140A14S22	28-Jan-22	29-Apr-22	100.00
INE140A14S55	31-Jan-22	02-May-22	100.00
INE140A14S63	2-Feb-22	02-Aug-22	100.00
INE140A14S55	2-Feb-22	02-May-22	50.00
INE140A14S97	16-Feb-22	09-May-22	12.00
INE140A14S89	16-Feb-22	17-May-22	150.00
INE140A14S71	16-Feb-22	25-May-22	10.00
INE140A14T05	2-Mar-22	30-May-22	30.00
INE140A14T13	15-Mar-22	06-Jun-22	18.00
INE140A14T21	12-Apr-22	10-Oct-22	75.00
INE140A14T39	12-Apr-22	17-Oct-22	75.00
INE140A14T47	13-Apr-22	05-Sep-22	6.00
INE140A14T39	13-Apr-22	17-Oct-22	20.00
INE140A14T54	13-Apr-22	18-Oct-22	20.00
INE140A14T62	19-Apr-22	15-Jul-22	150.00
INE140A14T70	21-Apr-22	27-Mar-23	10.00
INE140A14T88	22-Apr-22	19-Jul-22	150.00
INE140A14T96	22-Apr-22	26-Sep-22	150.00
INE140A14T47	22-Apr-22	05-Sep-22	50.00
INE140A14U10	28-Apr-22	25-Nov-22	50.00
INE140A14U02	29-Apr-22	10-Nov-22	10.00
INE140A14U28	19-May-22	17-Nov-22	25.00
INE140A14U28	20-May-22	17-Nov-22	25.00
INE140A14U44	23-May-22	19-Aug-22	200.00
INE140A14U44	23-May-22	19-Aug-22	50.00
INE140A14U44	23-May-22	19-Aug-22	25.00
INE140A14O67	24-May-22	22-Aug-22	200.00
INE140A14U51	25-May-22	23-Aug-22	50.00
INE140A14U51	25-May-22	23-Aug-22	5.00
INE140A14U69	26-May-22	28-Nov-22	10.00
INE140A14U51	26-May-22	23-Aug-22	75.00
INE140A14Q81	30-May-22	25-Aug-22	40.00
INE140A14T47	9-Jun-22	05-Sep-22	15.00
INE140A14T47	10-Jun-22	05-Sep-22	6.00
INE140A14U77	1-Jul-22	13-Oct-22	10.00
INE140A14U85	6-Jul-22	24-Mar-23	9.00
INE140A14U85	6-Jul-22	24-Mar-23	5.00
INE140A14U93	13-Jul-22	03-Oct-22	5.50
INE140A14V01	19-Jul-22	15-Dec-22	150.00

INE140A14V19	19-Jul-22	19-Sep-22	100.00
INE140A14Q73	22-Jul-22	21-Oct-22	10.00
INE140A14T54	22-Jul-22	18-Oct-22	150.00
INE140A14V27	25-Jul-22	23-Jan-23	25.00
INE140A14V35	26-Jul-22	19-Oct-22	14.00
INE140A14V43	29-Jul-22	27-Oct-22	150.00
INE140A14V50	3-Aug-22	28-Dec-22	8.00
INE140A14V68	5-Aug-22	19-Dec-22	100.00
INE140A14V76	17-Aug-22	11-May-23	15.00
INE140A14V84	17-Aug-22	16-Feb-23	5.00
INE140A14V92	22-Aug-22	21-Nov-22	200.00
INE140A14V92	22-Aug-22	21-Nov-22	25.00
INE140A14W00	24-Aug-22	22-Nov-22	50.00
INE140A14W18	29-Aug-22	24-Nov-22	41.00
INE140A14V27	7-Sep-22	23-Jan-23	50.00
INE140A14W26	8-Sep-22	31-Oct-22	100.00
INE140A14W34	13-Sep-22	13-Mar-23	5.00
INE140A14W42	14-Sep-22	13-Dec-22	10.00
INE140A14W67	15-Sep-22	20-Mar-23	250.00
INE140A14W59	15-Sep-22	15-Mar-23	50.00
INE140A14W75	19-Sep-22	16-Dec-22	200.00
INE140A14W75	21-Sep-22	16-Dec-22	100.00
	Total		8,331.50

#### 4.3. End-use of funds – Working Capital Requirement

#### 4.4. Credit support/ enhancement (if any): Not Applicable

- a) Details of instrument, amount, guarantor company;
- b) Copy of the executed guarantee;
- c) Net worth of the guarantor company;
- d) Names of companies to which guarantor has issued similar guarantee;
- e) Extent of the guarantee offered by the guarantor company; and
- f) Conditions under which the guarantee will be invoked.

## 5. Financial Information:

- 5.1. Audited / Limited review half yearly consolidated (wherever available) and standalone financial information (Profit & Loss statement, Balance Sheet and Cash Flow statement) along with auditor qualifications, if any, for last three years along with latest available financial results – **Note - The Annual Reports of the Company are available at the following weblink of the Company i.e., <https://www.piramal.com/investor/piramal-enterprises-limited/financial-reports/annual-reports/>**
- 5.2. Latest audited financials should not be older than six months from the date of application for listing. - **(Exhibit E)**
- 5.3. Provided that listed issuers (who have already listed their specified securities and/ or NCDs and/ or NCRPS) who are in compliance with SEBI LODR Regulations, 2015, and/ or issuers (who have outstanding listed CPs) who are in compliance with the continuous listing conditions mentioned at paragraphs 7-10 below, may file unaudited financials with limited review for the stub period in the current year, subject to making necessary disclosures in this regard including risk factors. **(Exhibit E)**
- 5.4 Latest available limited review quarterly financial results in case an issuer is not having any listed specified securities and is required to prepare such results on quarterly basis for consolidation of financial results of its holding company, under the requirement of any applicable law(s). **N.A**

## 6. ALM Disclosures:

- 6.1. NBFCs/ HFCs seeking to list their CPs shall also make disclosures as specified in Chapter III of this circular. – **(Exhibit F)**
- 6.2. On approval of the listing application by the concerned stock exchange(s), the disclosures So provided along with the application for listing, shall be made available on the website of the concerned stock exchange(s).

## 7. Confirmation:

The Disclosure Document contains all the disclosures as prescribed under SEBI (Issue and Listing of Non-Convertible Securities) Regulations, 2021 and SEBI Operational Circular for issue and listing of Non-Convertible Securities, Securitised Debt Instruments, Security Receipts, Municipal Debt Securities and Commercial Paper dated August 10, 2021, as amended from time to time.



**Exhibit A:**
**Details of NCD outstanding as on 30 Sept 2022**

Sr. No	ISIN	Tenor Days	Coupon	Rs in crs	Issue Date	Maturity Date	Credit Rating	Secured/ Unsecured
1	INE140A07179	3652	9.75%	35.00	14-Jul-16	14-Jul-26	AA by ICRA AA by CARE	Secured
2	INE140A07211	3650	9.75%	5.00	19-Jul-16	17-Jul-26	AA by ICRA AA by CARE	Secured
3	INE140A07591	1093	8.55%	500.00	21-May-20	19-May-23	AA by CARE	Secured
4	INE02LM07055	745	10.25%	800.00	15-Dec-20	30-Dec-22	AA by CARE	Secured
5	INE02LM07063	700	10.25%	200.00	29-Jan-21	30-Dec-22	AA by CARE	Secured
6	INE140A07633	730	8.25%	365.00	28-Jun-21	28-Jun-23	PP-MLD AA by CARE	Secured
7	INE140A07633	723	8.25%	125.00	05-Jul-21	28-Jun-23	PP-MLD AA by CARE	Secured
8	INE140A07641	549	8.15%	102.00	12-Jul-21	12-Jan-23	PP-MLD AA by CARE	Secured
9	INE140A07658	912	8.00%	400.00	27-Sep-21	27-Mar-24	PP-MLD AA by CARE	Secured
10	INE140A07666	915	8.00%	125.00	02-Mar-22	02-Sep-24	PP-MLD AA by CARE	Secured
11	INE140A07666	889	8.00%	175.00	28-Mar-22	02-Sep-24	PP-MLD AA by CARE	Secured
12	INE140A07674	915	8.00%	100.00	04-May-22	04-Nov-24	PP-MLD AA by CARE	Secured
13	INE140A07682	731	8.00%	100.00	24-May-22	24-May-24	PP-MLD AA by CARE	Secured
14	INE140A07682	679	8.00%	70.00	15-Jul-22	24-May-24	PP-MLD AA by CARE	Secured
15	INE140A07682	661	8.00%	75.00	02-Aug-22	24-May-24	PP-MLD AA by CARE	Secured
16	INE140A07690	731	8.00%	215.00	20-Sep-22	20-Sep-24	PP-MLD AA by CARE	Secured
17	INE140A07708	973	8.10%	50.30	23-Sep-22	23-May-25	PP-MLD AA by CARE	Secured
<b>Total</b>				<b>3,442.30</b>				

Exhibit A:

Details of Unsecured CPs outstanding as on 30 Sept 2022

Sr.No	ISIN	Tenor Days	Coupon	Rs in crs	Issue Date	Maturity Date
1	INE140A14U93	82	6.30%	5.50	13-Jul-22	03-Oct-22
2	INE140A14T21	181	6.45%	75.00	12-Apr-22	10-Oct-22
3	INE140A14U77	104	6.30%	10.00	01-Jul-22	13-Oct-22
4	INE140A14T39	188	6.45%	75.00	12-Apr-22	17-Oct-22
5	INE140A14T39	187	6.45%	20.00	13-Apr-22	17-Oct-22
6	INE140A14T54	188	6.45%	20.00	13-Apr-22	18-Oct-22
7	INE140A14T54	88	6.40%	150.00	22-Jul-22	18-Oct-22
8	INE140A14V35	85	6.40%	14.00	26-Jul-22	19-Oct-22
9	INE140A14Q73	91	6.30%	10.00	22-Jul-22	21-Oct-22
10	INE140A14Q73	360	7.25%	75.00	26-Oct-21	21-Oct-22
11	INE140A14V43	90	6.50%	150.00	29-Jul-22	27-Oct-22
12	INE140A14W26	53	6.85%	100.00	08-Sep-22	31-Oct-22
13	INE140A14U02	195	6.45%	10.00	29-Apr-22	10-Nov-22
14	INE140A14U28	182	6.65%	25.00	19-May-22	17-Nov-22
15	INE140A14U28	181	6.65%	25.00	20-May-22	17-Nov-22
16	INE140A14V92	91	6.85%	200.00	22-Aug-22	21-Nov-22
17	INE140A14V92	91	6.85%	25.00	22-Aug-22	21-Nov-22
18	INE140A14W00	90	6.85%	50.00	24-Aug-22	22-Nov-22
19	INE140A14W18	87	6.85%	41.00	29-Aug-22	24-Nov-22
20	INE140A14U10	211	6.45%	50.00	28-Apr-22	25-Nov-22
21	INE140A14U69	186	6.70%	10.00	26-May-22	28-Nov-22
22	INE140A14W42	90	6.88%	10.00	14-Sep-22	13-Dec-22
23	INE140A14V01	149	6.90%	150.00	19-Jul-22	15-Dec-22
24	INE140A14W75	88	6.85%	200.00	19-Sep-22	16-Dec-22
25	INE140A14W75	86	7.05%	100.00	21-Sep-22	16-Dec-22
26	INE140A14V68	136	6.90%	100.00	05-Aug-22	19-Dec-22
27	INE140A14V50	147	6.90%	8.00	03-Aug-22	28-Dec-22
28	INE140A14R56	365	7.40%	200.00	30-Dec-21	30-Dec-22
29	INE140A14R98	364	7.40%	400.00	07-Jan-22	06-Jan-23
30	INE140A14V27	182	6.90%	25.00	25-Jul-22	23-Jan-23
31	INE140A14V27	138	7.10%	50.00	07-Sep-22	23-Jan-23
32	INE140A14V84	183	6.90%	5.00	17-Aug-22	16-Feb-23
33	INE140A14W34	181	7.10%	5.00	13-Sep-22	13-Mar-23
34	INE140A14W59	181	7.40%	50.00	15-Sep-22	15-Mar-23
35	INE140A14W67	186	7.40%	250.00	15-Sep-22	20-Mar-23
36	INE140A14U85	261	7.00%	9.00	06-Jul-22	24-Mar-23
37	INE140A14U85	261	7.00%	5.00	06-Jul-22	24-Mar-23
38	INE140A14T70	340	6.75%	10.00	21-Apr-22	27-Mar-23
39	INE140A14V76	267	7.20%	15.00	17-Aug-22	11-May-23
			<b>Total</b>	<b>2,732.50</b>		

IPA	HDFC Bank Limited
Credit Ratings for CP	CARE A1+ and CRISIL A1+

**Exhibit B:****Piramal Enterprises Ltd****Non fund based utilization as on 30 Sept 2022****(Rs in Crs)**

<b>Banks</b>	<b>Non Fund Based Utilisation</b>	<b>Security offered</b>
Indian Bank	39.05	Secured Against Fixed Deposits
HDFC Bank Ltd	6.45	
The Hong Kong & Shanghai Banking Corporation Ltd	0.49	
Axis Bank	1.38	
<b>Total</b>	<b>47.37</b>	

**Annexure 2****LONG TERM CREDIT FACILITIES AS ON 30 Sept 2022****(Rs in Crs)**

<b>Name of the Lenders</b>	<b>Sanction Amount</b>	<b>Utilisation as on 30 Sept 22</b>	<b>Repayment Terms/Date</b>	<b>Security Offered</b>
Indusind Bank Limited	405.00	400.00	Rs. 50crs - Bullet after 24 months Rs. 100crs - Bullet after 24 months Rs. 250crs - Term loan payable in 12 quarterly installments post moratorium of 12 months.	Pari-Passu charge on the standard receivable assets
<b>Total</b>	<b>405.00</b>	<b>400.00</b>		

**Exhibit C:**

		(Rs in crs)
	Particulars	Piramal Enterprises Limited
<b>A</b>	<b>Contingent liabilities as on March 2022</b>	
<b>1</b>	<b>Claims against the Company not acknowledged as debt:</b>	
	Vide Demand dated June 5, 1984, the Government has asked for payment to the credit of the Drugs Prices Equalisation Account, the difference between the common sale price and the retention price on production of Vitamin 'A' Palmitate (Oily Form) from January 28, 1981 to March 31, 1985 which is not accepted by the Company. The Company has been legally advised that the demand is untenable.	0.61
<b>2</b>	<b>Others</b>	
	i. Appeals filed in respect of disputed demands	733.41
	ii. Unexpired Letters of Credit	-
	Note: Future cash outflows in respect of 1 and 2(i) above are determinable only on receipt of judgments/decisions pending with various forums/authorities.	
<b>B</b>	<b>Commitments :</b>	
	a. Estimated amount of contracts remaining to be executed on capital account and not provided for	0.30
	b. The Company has imported raw materials at concessional rates, under the Advance License Scheme of the Government of India, to fulfil conditions related to quantified exports in stipulated period	1.14

As of 30th Sept 2022, Corporate Guarantee of INR 1,687 Crores has been issued by the Issuer for Piramal Dutch Holdings NV, Piramal Critical Care Ltd, PEL Pharma Inc.

**Suresh Surana & Associates LLP**  
Chartered Accountants

**Suresh Surana & Associates LLP**

8th Floor, Bakhtawar  
229, Nariman Point  
Mumbai - 400 021 India

T +91(22) 2287 5770

emails: [ssa-associates.com](mailto:ssa-associates.com) [www.ss-associates.com](http://www.ss-associates.com)


L.P. Identity No. AAR-7509

**Independent Auditors' Review Report on Quarterly and Year to date Unaudited Standalone Financial Results pursuant to the Regulation 33 and Regulation 52 of the SEBI (Listing Obligations and Disclosure Requirements) Regulations, 2015 as amended.**

Review report to  
The Board of Directors of  
Piramal Enterprises Limited

1. We have reviewed the accompanying Statement of Standalone Unaudited Financial Results of Piramal Enterprises Limited ("the Company") for the quarter and half year ended September 30, 2022 attached herewith ("the Statement") being submitted by the Company pursuant to the requirements of Regulation 33 and Regulation 52 of the SEBI (Listing Obligations and Disclosure Requirements) Regulations, 2015, as amended ("the Listing Regulations").
2. This Statement which is the responsibility of the Company's management and approved by the Company's Board of Directors has been prepared in accordance with the recognition and measurement principles laid down in Indian Accounting Standard 34 ("Ind AS 34") "Interim Financial Reporting" prescribed under Section 133 of the Companies Act 2013 as amended, read with relevant rules issued thereunder and other accounting principles generally accepted in India. Our responsibility is to express a conclusion on the Statement based on our review.
3. We conducted our review of the Statement in accordance with the Standard on Review Engagements (SRE) 2410, "Review of Interim Financial Information Performed by the Independent Auditor of the Entity" issued by the Institute of Chartered Accountants of India. This Standard requires that we plan and perform the review to obtain moderate assurance as to whether the financial information is free of material misstatement. A review is limited primarily to inquiries of company personnel and analytical procedures applied to financial data and thus provides less assurance than an audit. A review is substantially less in scope than an audit conducted in accordance with Standards on Auditing specified under Section 143(10) of the Companies Act, 2013 and consequently does not enable us to obtain assurance that we would become aware of all significant matters that might be identified in an audit. We have not performed an audit and accordingly, we do not express an audit opinion.

4. Based on our review conducted and procedures performed as stated in paragraph 3 above and based on the consideration referred to in paragraphs 5 below, nothing has come to our attention that causes us to believe that the accompanying Statement, prepared in accordance with recognition and measurement principles laid down in the aforesaid Indian Accounting Standards specified under Section 133 of the Act, as amended read with relevant rules issued thereunder and other recognised accounting principles generally accepted in India, has not disclosed the information required to be disclosed in terms of the Regulation 33 and Regulation 52, read with the Circular, including the manner in which it is to be disclosed, or that it contains any material misstatement.



Registered Office:  
308-309, Technopolis Knowledge Park, Matukoli Cama Road  
Andheri (E), Mumbai - 400 099, India. T +91 (22) 6191 5555

## Suresh Surana & Associates LLP

Chartered Accountants

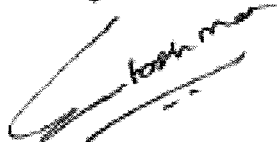
5. The Statement includes comparative financial figures of the Company for the quarter and half year ended September 30, 2021, the quarter ended June 30, 2022 and financial year ended March 31, 2022, which have been reviewed by predecessor auditor whose reports dated November 11, 2021, July 29, 2022 and May 26, 2022 respectively have expressed unmodified conclusions on those financial results / statements.

As described in Notes 3 and 4 of the Statement, pursuant to the National Company Law Tribunal approval of Composite Scheme of Arrangement for demerger of Pharma undertaking and merger of PHL Fininvest Private Limited, a wholly owned subsidiary, into the Company, effective from April 1, 2022. Accordingly, comparative financial figures included in the Statement have been restated from beginning of preceding period.


Further, as described in Note 2 of the Statement, pursuant to the Company receiving the Certificate of Registration from the Reserve Bank of India, to carry on the business of non-banking financial company, the Company is required to prepare and present its financial statements / results as per the format prescribed in Division III of Schedule III to Companies Act, 2013. The Statement includes comparative financial figures which have been restated and reclassified to conform to the new format.

Our conclusion on the Statement is not modified in respect of the above matters.

For Suresh Surana & Associates LLP  
Chartered Accountants  
Firm Regn. No. 121750W /W-100010



Santosh Maller  
Partner  
Membership No.: 143824  
UDIN: 22143824BCPXTE2997



Place: Mumbai  
Date: November 09, 2022

## Piramal Enterprises Limited

Statement of Unaudited Standalone financial results for the Quarter and Half year ended 30 September 2022

(₹ in crores)

Particulars	Three months ended 30/09/2022	Three months ended 30/09/2021	Corresponding three months ended 30/09/2021	Year to date figures for current period ended 30/09/2022	Year to date figures for previous period ended 30/09/2021	Previous year ended 31/03/2022
	(Unaudited)	(Unaudited, Restated*)	(Unaudited, Restated*)	(Unaudited)	(Unaudited, Restated*)	(Audited, Restated*)
<b>Revenue from operations</b>						
Interest income	449.42	460.59	500.40	910.01	986.16	1,910.05
Dividend income	2.98	0.04	48.78	3.02	57.65	360.38
Fees and commission income	2.64	3.81	13.34	6.45	26.87	23.94
Net gain on fair value changes	-	-	32.03	-	131.46	424.17
<b>Revenue from operations</b>	<b>455.04</b>	<b>464.44</b>	<b>564.55</b>	<b>919.48</b>	<b>1,202.14</b>	<b>2,718.54</b>
Other income	20.82	11.87	25.29	32.69	36.97	101.68
<b>Total income</b>	<b>475.86</b>	<b>476.31</b>	<b>589.84</b>	<b>952.17</b>	<b>1,239.11</b>	<b>2,820.22</b>
<b>Expenses</b>						
Finance costs	150.32	230.13	337.56	380.45	659.89	1,243.37
Fees and commission expenses	6.48	3.32	1.44	9.80	5.97	40.09
Net loss on fair value changes	141.29	(63.29)	-	78.00	-	-
Net loss on derecognition of financial instruments under amortised cost category (refer note 5)	816.69	-	-	816.60	-	-
Impairment on financial instruments (refer note 5)	(51.90)	117.98	17.32	66.00	(52.76)	31.43
Employee benefits expenses	20.77	18.66	31.14	39.45	71.22	135.86
Depreciation, amortisation and impairment	5.88	5.52	5.90	12.40	10.60	22.12
Other expenses	37.64	53.19	25.95	98.83	66.08	199.91
<b>Total expenses</b>	<b>1,128.17</b>	<b>365.45</b>	<b>419.31</b>	<b>1,493.62</b>	<b>761.09</b>	<b>1,632.78</b>
<b>Profit / (loss) before exceptional items and tax</b>	<b>(652.31)</b>	<b>110.86</b>	<b>200.53</b>	<b>(541.45)</b>	<b>478.11</b>	<b>1,187.44</b>
Exceptional items net of tax (refer Notes 3 & 4)	452.30	11,459.96	(10.20)	11,912.26	(10.20)	(10.20)
<b>Profit / (loss) before tax</b>	<b>(200.01)</b>	<b>11,570.82</b>	<b>190.33</b>	<b>11,370.81</b>	<b>467.91</b>	<b>1,177.24</b>
<b>Tax expense</b>						
Current tax	154.51	17.63	27.38	172.14	101.71	175.51
Deferred tax	(304.01)	4.66	7.46	(299.35)	(4.62)	17.53
	<b>(149.50)</b>	<b>22.29</b>	<b>34.84</b>	<b>(127.21)</b>	<b>97.09</b>	<b>193.04</b>
<b>Profit / (loss) for the period / year from continuing operations</b>	<b>(90.51)</b>	<b>11,548.53</b>	<b>155.49</b>	<b>11,498.02</b>	<b>370.87</b>	<b>964.20</b>
<b>Profit / (loss) for the period / year from discontinued operations</b>	<b>-</b>	<b>-</b>	<b>(5.23)</b>	<b>-</b>	<b>(6.54)</b>	<b>33.48</b>
<b>Profit / (loss) for the period / year</b>	<b>(90.51)</b>	<b>11,548.53</b>	<b>150.26</b>	<b>11,498.02</b>	<b>364.33</b>	<b>997.68</b>
<b>Other comprehensive income</b>						
Items that will not be reclassified to profit or loss						
Changes in fair values of equity instruments through OCI	(38.07)	(26.90)	88.84	(64.97)	352.50	(19.59)
Remeasurement of the defined benefit plan	0.22	0.08	0.17	0.30	0.03	0.05
Income tax relating to items that will not be reclassified to profit or loss	24.71	12.67	28.37	37.38	19.81	47.90
<b>Total other comprehensive income net of tax</b>	<b>(13.14)</b>	<b>(14.15)</b>	<b>117.38</b>	<b>(27.29)</b>	<b>372.34</b>	<b>28.36</b>
<b>Total comprehensive income for the period / year</b>	<b>(63.65)</b>	<b>11,534.38</b>	<b>267.64</b>	<b>11,470.73</b>	<b>736.67</b>	<b>1,026.04</b>
<b>Paid-up Equity Share Capital (Face Value of ₹ 2/-each)</b>	<b>47.73</b>	<b>47.73</b>	<b>47.73</b>	<b>47.73</b>	<b>47.73</b>	<b>47.73</b>
<b>Other Equity</b>						
<b>Earning per share for continuing operations</b>	not annualised	not annualised	not annualised	not annualised	not annualised	not annualised
Basic	(2.12)	483.88	6.30	481.77	15.59	40.46
Diluted	(2.12)	483.83	6.30	481.72	15.50	40.31
<b>Earning per share for discontinued operations</b>						
Basic	-	-	(0.22)	-	(0.28)	1.41
Diluted	-	-	(0.22)	-	(0.27)	1.40
<b>Earning per share for Continuing and Discontinued Operations</b>						
Basic	(2.12)	483.88	6.30	481.77	15.31	41.87
Diluted	(2.12)	483.83	6.28	481.72	15.23	41.71

\* Refer Notes 2, 3 and 4 to the accompanying results



# Piramal Enterprises Limited




Statement of Unaudited Standalone financial results for the Quarter and Half year ended 30 September 2022

(₹ in crores)

Particulars	As at	
	30/09/22 (Unaudited)	31/03/22 (Audited, Restated *)
<b>A. ASSETS</b>		
<b>1. Financial assets:</b>		
(a) Cash and cash equivalents	1,121.55	1,409.90
(b) Bank balances other than cash and cash equivalents	97.08	103.23
(c) Trade Receivables	-	145.77
(d) Loans	9,099.77	10,534.87
(e) Investments	15,794.03	18,392.59
(f) Other financial assets	39.45	102.62
<b>Total Financial assets</b>	<b>26,151.88</b>	<b>30,688.98</b>
<b>2. Non- financial assets:</b>		
(a) Inventories	-	212.55
(b) Current tax assets (net)	271.32	444.44
(c) Deferred tax assets (net)	811.66	262.46
(d) Investment Property	1,335.31	1,335.31
(e) Right of use assets	13.73	23.25
(f) Property, Plant and Equipment	18.29	71.86
(g) Capital work in progress	-	3.46
(h) Intangible assets under development	2.65	3.47
(i) Other non-financial assets	85.65	139.09
<b>Total Non- financial assets</b>	<b>2,538.61</b>	<b>2,495.89</b>
<b>Total Assets</b>	<b>28,690.49</b>	<b>33,184.87</b>
<b>B. LIABILITIES AND EQUITY</b>		
<b>Liabilities</b>		
<b>1. Financial liabilities:</b>		
(a) Trade payables		
(i) Total outstanding dues to micro and small enterprises	5.37	10.28
(ii) Total outstanding dues to creditors other than micro and small enterprises	110.25	562.85
(b) Debt securities	3,565.10	5,318.55
(c) Borrowings (other than debt securities)	3,088.10	2,352.12
(d) Deposits	701.00	700.75
(e) Other financial liabilities	134.72	80.26
<b>Total Financial liabilities</b>	<b>7,604.54</b>	<b>9,024.81</b>
<b>2. Non- financial liabilities:</b>		
(a) Provisions	50.84	56.20
(b) Other non- financial liabilities	11.58	18.34
<b>Total Non- financial liabilities</b>	<b>62.42</b>	<b>74.54</b>
<b>3. Equity</b>		
(a) Equity share capital	47.73	47.73
(b) Other equity	20,975.80	24,037.79
<b>Total Equity</b>	<b>21,023.53</b>	<b>24,085.52</b>
<b>Total Liabilities and Equity</b>	<b>28,690.49</b>	<b>33,184.87</b>

\* Refer Notes 2, 3 and 4 to the accompanying results



*Handwritten signature*

**EXHIBIT F\*: Disclosures as specified for NBFCs in SEBI (Circular no. CIR/IMD/DF/ 6 /2015, dated September 15, 2015) as on 30<sup>th</sup> Sep, 2022**

**a) Type of Loans**

Sr. No	Type of Loans	Rs. Crs
1	Secured	8,506
2	Unsecured	634
	<b>Total AUM</b>	<b>9,141</b>

**b) Denomination of loans outstanding by LTV**

Sr. No	LTV (at time of origination)	% of AUM
1	Upto 40%	17%
2	40-50%	12%
3	50-60%	12%
4	60-70%	5%
5	70-80%	3%
6	80-90%	3%
7	>90%	1%
8	NA*	46%
	<b>TOTAL</b>	<b>100%</b>

\*LTV will not be applicable for wholesale loans.

\*NA - Unsecured cases where LTV is not applicable and cases where LTV is not available

**c) Sectoral exposure:**

Sr. No	Segment-wise break up of AUM	% of AUM
<b>1</b>	<b>Retail</b>	
A	Mortgages (Home loans and loans against property)	3.12%
B	Gold Loans	0.00%
C	Vehicle Finance	0.81%
D	MFI	6.81%
E	M&SME	0.00%
F	Capital market funding (Loans against shares, Margin funding)	0.00%
G	Others (SBL and UBL)	3.95%
<b>2</b>	<b>Wholesale</b>	
A	Real Estate	52.94%
B	Renewables	2.32%
C	Logistics	1.80%
D	Auto	3.39%
E	Hospitality	21.56%
F	Packaging	1.70%
G	Infra	1.60%
	<b>TOTAL</b>	<b>100.00%</b>

d) Denomination of loans outstanding by ticket size

Sr.No	Ticket size (at the time of origination)	% of AUM
1	Upto Rs. 2 lakh	6.89%
2	Rs. 2-5 Lakh	0.69%
3	Rs. 5-10 Lakh	0.91%
4	Rs. 10-25 Lakh	1.15%
5	Rs. 25-50 Lakh	0.72%
6	Rs. 50 Lakh-1 Crore	0.90%
7	Rs. 1-5 Crore	2.23%
8	Rs. 5-25 Crore	4.55%
9	Rs. 25-100 Crore	20.93%
10	> 100 Crore	61.05%
	<b>TOTAL</b>	<b>100.00%</b>

e) Geographical classification of borrowers:

Sr.No	Top 5 states	% of AUM
1	TAMIL NADU	8.66%
2	GUJARAT	2.14%
3	Maharashtra	30.53%
4	Rajasthan	1.46%
5	Karnataka	32.56%
6	Haryana	13.92%
7	Delhi	3.50%

f) Details of loans overdue and classified as non-performing in accordance with RBI's stipulations:

Movement of Gross NPA	Rs. Crore
Opening Gross NPA - June 22	1007
-Additions during the year	186
-Reductions during the year	831
Closing balance of gross NPA - Sep 2022	363

Movement of provisions for NPA	Rs. Crore
Opening balance -June 22	613
-Provisions made during the year	186
-Write-off/Write-back of excess Provisions	459
Closing balance - Sep 22	<b>340</b>

g) Segment-wise gross NPA:

Sr.No	Segment-wise gross NPA	Gross NPA %
<b>1</b>	<b>Retail</b>	<b>0.01%</b>
a	Mortgages (Home loans and loans against property)	
b	Gold Loans	
c	Vehicle Finance	
d	MFI	
e	M&SME	
f	Capital market funding (Loans against shares, Margin funding)	
g	Others	
<b>2</b>	<b>Wholesale</b>	<b>3.95%</b>
a	Real Estate	
b	Renewables	
c	Logistics	
d	Auto	
e	Hospitality	
f	Education	
g	Packaging	
h	Manufacturing	
	<b>TOTAL</b>	<b>4.0%</b>

**2. Residual maturity profile of assets and liabilities (in line with RBI format):**

	Up to 30/31 days	> 1 month - 2 months	> 2 month - 3 months	> 3 month - 6 months	> 6 month - 1 Year	> 1 Year - 3 Years	> 3 Years - 5 Years	> 5 Years	Total
<b>Deposit</b>	-	-	-	-	-	-	-	-	-
<b>Advances/Inflows</b>	521	154	644	485	1,165	4,193	2,652	2,491	12,305
<b>Investments</b>	395	386	579	139	550	3,166	1,259	11,421	17,896
<b>Borrowings</b>	707	438	1,841	1,000	1,328	2,529	87	-	7,929
<b>Foreign currency assets</b>	74	74	74	-	-	-	-	-	221
<b>Foreign currency liabilities</b>	-	-	-	-	-	-	-	-	-

**Exhibit D**  
**ISSUE OF COMMERCIAL PAPER (CP):**  
**LETTER OF OFFER**

PROPOSED DATE OF ISSUE	February 6, 2023	
CREDIT RATING FOR CP	CRISIL A1+	CARE A1+
ISSUED BY	CRISIL Limited	CARE Ratings Limited
DATE OF RATING	January 11, 2023	January 13, 2023
VALIDITY FOR ISSUANCE	February 10, 2023	March 12, 2023
VALIDITY PERIOD FOR RATING	1 Year	1 Year
FOR AMOUNT	Rs. 6,000 crs	Rs. 6,000 crs
CONDITIONS (if any)	Nil	
EXACT PURPOSE OF ISSUE OF CP	Working capital requirement	
CREDIT SUPPORT (if any)	Nil	
a)DESCRIPTION OF INSTRUMENT	NA	
b)AMOUNT	NA	
c)ISSUED BY	NA	
d)IN FAVOUR OF	NA	
NET WORTH OF THE GUARANTOR COMPANY	N.A	
NAMES OF COMPANIES TO WHICH GUARANTOR HAS ISSUED SIMILAR GUARANTEE	N.A	
EXTENT OF THE GUARANTEE OFFERED BY THE GUARANTOR	N.A	
CONITIONS UNDER WHICH THE GUARANTEE WILL BE INVOKED	N.A	

**DETAILS OF CURRENT TRANCHE**

ISIN	AMOUNT (Rs.)	MATURITY DATE	CURRENT CREDIT RATING	VALIDITY PERIOD OF RATING	CRA
INE140A14Z15	100,000,000	10-Apr-23	CRISIL A1+	1 Year	CRISIL Limited
			CARE A1+		CARE Ratings Limited