

Annexure I
Disclosures to be provided along with the application for listing

1. Issuer Details:

1.1 Details of the issuer:

(i) Name, Address, CIN and PAN

Name	Godrej Industries Limited
Address	Registered Office: Godrej One, Pirojshanagar, Eastern Express Highway, Vikhroli (East), Mumbai 400 079, Maharashtra
CIN	L24241MH1988PLC097781
PAN	AAACG2953R

(ii) Line of business:

The Company is engaged in the business of Oleo-chemicals, surfactants, finance and investments.

(iii) Chief Executive (Managing Director/President/CEO/CFO):

Chairman & Managing Director	: Mr. Nadir B. Godrej
Executive Director & Chief Brand Officer	: Ms. Tanya Dubash
Executive Director & President (Chemicals)	: Mr. Nitin S. Nabar
CFO	: Mr. Clement Pinto

(iv) Group Affiliation (if any): The Company is a part of the 'Godrej Group'.

1.2 Details of Directors (as on March 31, 2023):

Sr. No.	Name, designation and DIN	Age (in years)	Address	Director since	List of other directorships*
1.	Mr. Nadir B. Godrej Chairman & Managing Director DIN: 00066195	71	40-D, The Trees, B.G. Kher Marg, Malabar Hill, Mumbai - 400006, Maharashtra	March 7, 1988	1) Godrej Agrovat Limited 2) Godrej Consumer Products Limited 3) Godrej Properties Limited 4) Astec LifeSciences Limited 5) Godrej Tyson Foods Limited 6) Creamline Dairy Products Limited 7) Godrej & Boyce Manufacturing Company Limited 8) Isprava Vesta Private Limited 9) Isprava Hospitality Private Limited 10) Association for Future Agriculture leaders of India

Sr. No.	Name, designation and DIN	Age (in years)	Address	Director since	List of other directorships*
2	Mr. Jamshyd N. Godrej Director DIN: 00076250	74	40-D, Ridge Road, Malabar Hill, Mumbai - 400006, Maharashtra	March 7, 1988	1) Godrej Agrovat Limited 2) Godrej Consumer Products Limited 3) Godrej Properties Limited 4) Godrej & Boyce Manufacturing Company Limited 5) Godrej Enterprises Private Limited 6) Indian Machine Tool Manufacturers Association 7) Raptor Research and Conservation Foundation 8) Godrej UEP Private Limited 9) Illinois Institute of Technology (India) Private Limited 10) Singapore- India Partnership Foundation (India) 11) Breach Candy Hospital Trust 12) Centre for Asian Philanthropy India 13) Shakti Sustainable Energy Foundation
3	Mr. Mathew Eipe Independent Director DIN: 00027780	70	11 B, SFS Cherry Hills Apartments, Vikrama Kuravankonam, Kowdiar PO, Trivandrum - 695003, Kerala	May 13, 2019	1) Unitherm Engineers Limited
4	Ms. Monaz Noble Independent Director DIN: 03086192	55	T-2, 702, Planet Godrej Keshav Rao Khadye Marg, Mahalaxmi, Mumbai - 400011, Maharashtra	May 1, 2020	1) Ageas Federal Life Insurance Company Limited
5	Dr. Ganapati D. Yadav Independent Director DIN: 02235661	70	Flat No 1201, A Wing, Plot No 11,12,13 Palm Springs CHSL, Sector7, Airoli, Thane, Navi Mumbai-400708, Maharashtra	May 13, 2019	1) Aarti Industries Limited 2) Clean Science and Technology Limited 3) Meghmani Organics Limited 4) Bhageria Industries Limited 5) Survival Technologies Limited

Sr. No.	Name, designation and DIN	Age (in years)	Address	Director since	List of other directorships*
6	Ms. Shweta Bhatia Independent Director DIN: 03164394	44	A4101, Omkar 1973, Off. Annie Besant Road, Worli, Mumbai – 400030, Maharashtra	October 28, 2020	1) Mountain Trail Foods Private Limited 2) Whatfix Private Limited 3) Social Worth Technologies Private Limited 4) Shadowfax Technologies Private Limited 5) Fareye Technologies Private Limited 6) Blissclub Fitness Private Limited 7) Eight Roads Investment Advisors Private Limited
7	Mr. Sandeep Murthy Independent Director DIN: 00591165	46	Unit 4, 2nd floor, 1/447, Brady Gladly Plaza, Senapati Bapat Marg, Lower Parel West, Mumbai 400013, Maharashtra	March 1, 2021	1) Future E-Commerce Infrastructure Limited 2) Lightbox India Advisors Private Limited 3) Paymate India Limited 4) Flyin Travel and Tourism Private Limited 5) Zoomin Online (India) Private Limited 6) Sherpalo India Advisors Private Limited 7) Magic Bus India Foundation
8	Ms. Tanya A. Dubash Executive Director and Chief Brand Officer DIN: 00026028	54	Hasman Bungalow, 89B Bhulabhai Desai Road, Mumbai 400026, Maharashtra	August 1, 1996	1) Godrej Agrovet Limited 2) Britannia Industries Limited 3) Godrej Consumer Products Limited 4) Godrej Seeds and Genetics Limited 5) Godrej Holdings Private Limited 6) Innovia Multiventures Private Limited 7) Escorts Kubota Limited 8) Go Airlines (India) Limited
9	Mr. Nitin S. Nabar Executive Director and President (Chemicals) DIN: 06521655	59	Flat No : 802, Giriraj Heights C.H.S Ltd, L.B.S.Marg, Naupada, Near Hariniwas Circle, Thane (West), Thane- 400602, Maharashtra	May 1, 2013	1) Indian Home & Personal Care Industry Association 2) Karukachal Developers Private Limited

Sr. No.	Name, designation and DIN	Age (in years)	Address	Director since	List of other directorships*
10	Mr. Ajaykumar Vaghani Independent Director DIN: 00186764	56	Panorama, 3 rd Floor, 203 Walkeshwar Road, Teenbati, Mumbai - 400006, Maharashtra	June 23, 2021	1) Rising Star Plastics Private Limited 2) Hamilton Housewares Private Limited 3) Euroline Domestic Appliances Private Limited 4) D J Holdings Private Limited 5) Hamilton Writing Instruments Private Limited 6) Milton Global Limited 7) Hamilton Steel Private Limited 8) Hamilton E Commerce Private Limited
11	Mr. Pirojsha Adi Godrej Director DIN: 00432983	42	Aashraye, Godrej House, 67H, Walkeshwar Road, Malabar Hill, Mumbai – 400006, Maharashtra	April 1, 2022	1) Godrej Agrovet Limited 2) Godrej Consumer Products Limited 3) Godrej Properties Limited 4) Godrej Housing Finance Limited 5) Godrej Fund Management and Investment Advisers Private Limited 6) Godrej Capital Limited 7) Ceres Developers Private Limited 8) Godrej Finance Limited 9) Praviz Developers Private Limited 10) Karukachal Developers Private Limited 11) Eranthus Developers Private Limited 12) Swaddle Projects Private Limited 13) Swaddle Studios Private Limited

*Excludes Foreign Companies

1.3 Details of change in Directors since last three financial years including any change in the current year:

Sr. No.	Name, designation and DIN	Date of appointment	Date of cessation (in case of resignation)	Remarks (viz. reasons for change, etc.)
1.	Ms. Monaz Noble Independent Director DIN: 03086192	May 1, 2020	-	Appointed as Director
2.	Mr. Aspy Cooper Independent Director DIN: 00026134	-	October 27, 2020	Ceased to be Director upon completion of term of office

Sr. No.	Name, designation and DIN	Date of appointment	Date of cessation (in case of resignation)	Remarks (viz. reasons for change, etc.)
3.	Ms. Shweta Bhatia Independent Director DIN: 03164394	October 28, 2020	-	Appointed as Director
4.	Mr. Keki M. Elavia Independent Director DIN: 00003940		February 11, 2021	Ceased to be director upon resignation for personal reasons
5.	Mr. Sandeep Murthy Independent Director DIN: 00591165	March 1, 2021	-	Appointed as Director
6.	Mr. Kavas Petigara Independent Director DIN: 00066162	-	April 1, 2021	Ceased to be director upon resignation for personal reasons
7.	Mr. Ajaykumar Vaghani Independent Director DIN: 00186764	June 23, 2021	-	Appointed as Director
8.	Mr. Adi Godrej Non-Executive Director (Chairman) DIN: 00065964		Close of business hours on September 30, 2021 (Retirement)	Ceased to be director on account of Retirement.
9.	Mr. Vijay Mohan Crishna Non-Executive Director DIN: 00066267	-	Close of business hours on November 8, 2021	Ceased to be director upon resignation for personal reasons
10.	Mr. Pirojsha Godrej Non-Executive Director DIN: 00432983	April 1, 2022	-	Appointed as Director

1.4 List of top 10 holders of equity shares of the Company as on March 31, 2023:

S.no	Name and category of shareholder	Total no. of Equity Shares	No of shares in demat form	Total shareholding as % of total no. of equity shares
1	Godrej Foundation (Public)	4,50,14,972	4,50,14,972	13.37%

S.no	Name and category of shareholder	Total no. of Equity Shares	No of shares in demat form	Total shareholding as % of total no. of equity shares
2	Rishad Kaikhushru Naoroji & Others (Partners of RKN Enterprises) (Promoter Group)	4,25,83,272	4,25,83,272	12.65%
3	Jamshyd Godrej (Promoter)	3,14,29,854	3,14,29,854	9.34%
4	Nyrika Holkar (Promoter Group)	2,69,62,038	2,69,62,038	8.01%
5	Nisaba Godrej and Pirojsha Godrej (Trustees of NG Family Trust) (Promoter Group)	1,19,34,518	1,19,34,518	3.55%
6	Tanya Dubash and Pirojsha Godrej (Trustees of TAD Family Trust) (Promoter Group)	1,19,34,517	1,19,34,517	3.55%
7	Adi Godrej, Tanya Dubash, Nisaba Godrej and Pirojsha Godrej (Trustees of ABG Family Trust) (Promoter Group)	1,15,07,016	1,15,07,016	3.42%
8	Nadir Godrej, Hormazd Godrej and Rati Godrej (Trustees Of NBG Family Trust) (Promoter Group)	1,15,07,016	1,15,07,016	3.42%
9	Pirojsha Godrej and Nisaba Godrej (Trustees of PG Family Trust) (Promoter Group)	1,11,91,318	1,11,91,318	3.32%
10	Navroze Jamshyd Godrej (Promoter Group)	1,01,57,316	1,01,57,316	3.02%
	Total	21,42,21,837	21,42,21,837	63.64%

1.5 Details of Statutory Auditor

Name and address	Date of appointment	Remarks
M/s. Kalyaniwalla & Mistry LLP, Chartered Accountants, Address: Esplanade House, 29, Hazarimal Somani Marg, Fort, Mumbai 400 001	August 12, 2022	-

1.6 Details of the change in statutory auditors in last three financial years including any change in the current year:

The tenure of M/s. BSR & Co. LLP as the Statutory Auditors of the Company had come to an end at the conclusion of the 34th Annual General Meeting (AGM) of the Shareholders of the Company held on August 12, 2022 and M/s. Kalyaniwalla & Mistry LLP, Chartered Accountants were appointed as the Statutory Auditors of the Company for a term of 5 consecutive years starting from conclusion of the 34th AGM till the conclusion of the 39th AGM to be held in the Year 2027.

1.7 List of top 10 Non- Convertible Debenture holders: Enclosed as Annexure (i-A)

1.8 List of top 10 CP holders: Enclosed as Annexure (i-B)

2. Material Information:

2.1. Details of all default/s and/or delay in payments of interest and principal of CPs, (including technical delay), debt securities, term loans, external commercial borrowings and other financial indebtedness including corporate guarantee issued in the past 5 financial years including in the current financial year.	Nil
2.2. Ongoing and/or outstanding material litigation and regulatory strictures, if any.	None
2.3. Any material event/ development having implications on the financials/credit quality including any material regulatory proceedings against the Issuer/promoters, tax litigations resulting in material liabilities, corporate restructuring event which may affect the issue or the investor's decision to invest / continue to invest in the CP.	None

3. Details of borrowings of the company, as on the latest quarter ended March 31, 2023:

3.1. Details of debt securities and CPs as on March 31, 2023	Enclosed as <u>Annexure (ii)</u>
3.2 Details of secured / unsecured loan facilities / bank fund based facilities / rest of the borrowing, if any, including hybrid debt like foreign currency convertible bonds (FCCB), optionally convertible debentures / preference shares from banks or financial institutions or financial creditors, as on last quarter ended March 31, 2023.	Enclosed as <u>Annexure (iii)</u>

3.3 The amount of corporate guarantee or letter of comfort issued by the issuer along with name of the counterparty (like name of the subsidiary, JV entity, group company, etc.) on behalf of whom it has been issued, contingent liability including debt service reserve account (DSRA) guarantees/ any put option etc.:	Given on behalf of	Amount (Rs. Crore)	Type
	Godrej Consumer Products Limited	31.65	Corporate guarantee

4. Issue Information:

4.1. Details of current tranche including ISIN, amount, date of issue, maturity, all credit ratings including unaccepted ratings, date of rating, name of credit rating agency, its validity period, declaration that the rating is valid as at the date of issuance and listing, details of issuing and paying agent and other conditions, if any.	Enclosed as Annexure (iv). We confirm that Credit Rating is valid as at the date of issuance and listing of the Commercial Paper details of which are mentioned in Annexure (iv).
4.2. CP borrowing limit, supporting board resolution for CP borrowing, details of CP issued during the last 15 months.	The Board of Directors has approved CP borrowing limit of Rs. 2,500 Crore. The certified copy of the resolution is enclosed herewith as Annexure (v) . Further, the details of CPs issued during last 15 months is enclosed as Annexure (vi) .
4.3. End-use of funds.	Working Capital/Admin Exp/General
4.4. Credit Support/enhancement (if any): (i) Details of instrument, amount, guarantor company (ii) Copy of the executed guarantee (iii) Net worth of the guarantor company (iv) Names of companies to which guarantor has issued similar guarantee (v) Extent of the guarantee offered by the guarantor company (vi) Conditions under which the guarantee will be invoked	None
4.5. Where an issue is made by an issuer who has been in existence for less than three years, a disclosure that the issue is open for subscription only to Qualified Institutional Buyers	Not Applicable

5. Financial Information:

5.1. a. Audited / Limited review half yearly consolidated (wherever available) and standalone financial information (Profit & Loss statement, Balance Sheet and Cash Flow statement) along with auditor	The Annual Reports of the Company are available at the following web link of the Company: FY 2021-22: https://godrejindustries.com/investors/annual-reports
--	---

<p>qualifications, if any, for last three years along with latest available financial results.</p> <p style="text-align: center;">Or</p> <p>b. Audited/ limited review half yearly consolidated (wherever available) and standalone financial information (Profit & Loss statement, Balance Sheet and Cash Flow statement) along with auditor qualifications, if any, pertaining to the years of existence, if the issuer has been in existence for less than three years. **</p>	<p>FY 2020-21:</p> <p>https://www.godrejindustries.com/investors/annual-reports</p> <p>FY 2019-20:</p> <p>http://www.godrejindustries.com/annual-reports.aspx</p> <p>Further, Unaudited Financial Results along with Limited Review Report for the Quarter and Nine Months ended December 31, 2022 are enclosed as Annexure (vii)</p>
<p>5.2. Latest audited financials should not be older than six months from the date of application for listing.</p> <p>5.3 Provided that listed issuers (who have already listed their specified securities and/or 'Non-convertible Debt Securities' (NCDs) and/or 'Non-Convertible Redeemable Preference Shares' (NCRPS)) who are in compliance with SEBI (Listing Obligations and Disclosure Requirements) Regulations 2015 (hereinafter "SEBI LODR Regulations"), and/or issuers (who have outstanding listed Commercial Paper (CPs)) who are in compliance with Annexure II of CP Circular dated October 22, 2019, may file unaudited financials with limited review for the stub period in the current financial year, subject to making necessary disclosures in this regard including risk factors.</p>	<p>The Unaudited Financial Results along with Limited Review Report for the Quarter and Nine Months ended December 31, 2022 are enclosed as Annexure (vii)</p>
<p>5.4. Latest available limited review quarterly financial results in case an issuer is not having any listed specified securities and is required to prepare such results on quarterly basis for consolidation of financial results of its holding company, under the requirement of any applicable law(s).</p>	<p>Not Applicable</p>

**** Not Applicable**

6. Asset Liability Management (ALM) Disclosures: Not Applicable



6.1. NBFCs/ HFCs seeking to list their CPs shall also make disclosures as specified in Chapter III of this circular.

6.2. On approval of the listing application by the concerned stock exchange(s), the disclosures so provided along with the application for listing, shall be made available on the website of the concerned stock exchange(s).

7. Other Declaration:

Further, we enclose herewith as **Annexure (viii)** is the certificate signed by the Company Secretary & Compliance Officer confirming that the disclosure document contains all the disclosures as per SEBI Operational Circular dated August 10, 2021 and December 17, 2021 (to the extent modified) and the provisions of Securities and Exchange Board of India (Issue and Listing of Non-Convertible Securities) Regulations, 2021, as amended from time to time.

Signed by: For Godrej Industries Limited

Name and Designation	Signature
Mr. Clement Pinto Chief Financial Officer	
Ms. Tejal Jariwala Company Secretary & Compliance Officer	

Date: April 20, 2023

Place: Mumbai

Annexure (i-A)

Point 1.7: List of top 10 Non-Convertible Debenture holders as on April 14, 2023:

(I) Details: 7,500 Unsecured Rated Listed Redeemable Non-Convertible Debentures @ 6.24%

Sr. No.	Name of Holder	Category	Face value (Per Debenture)	Holding of debt securities as a percentage of total debt securities outstanding of the issuer
1	ADITYA BIRLA SUN LIFE TRUSTEE PRIVATE LIMITED A/C ADITYA BIRLA SUN LIFE DYNAMIC BOND FUND	Mutual Fund - Exempt	Rs. 10,00,000	3.33%
2	ADITYA BIRLA SUN LIFE TRUSTEE PRIVATE LIMITED A/C ADITYA BIRLA SUN LIFE CREDIT RISK FUND	Mutual Fund - Exempt	Rs. 10,00,000	3.33%
3	INVESCO INDIA CREDIT RISK FUND	Mutual Fund - Exempt	Rs. 10,00,000	1.33%
4	IDFC CREDIT RISK FUND	Mutual Fund - Exempt	Rs. 10,00,000	8.67%
5	DHANLAXMI BANK LIMITED	Non-Nationalised Banks - Domestic Companies	Rs. 10,00,000	1.33%
6	KOTAK MAHINDRA BANK LIMITED	Corporate Bodies - Domestic Companies	Rs. 10,00,000	66.67%
7	SBI DFHI LIMITED	Corporate Bodies - Domestic Companies	Rs. 10,00,000	6.67%
8	SBI CREDIT RISK FUND	Mutual Fund - Exempt	Rs. 10,00,000	8.67%

(II) Details: 7,500 Unsecured Rated Listed Redeemable Non-Convertible Debentures @ 6.43%

Sr. No.	Name of Holder	Category	Face value (Per Debenture)	Holding of debt securities as a percentage of total debt securities outstanding of the issuer
1	ICICI PRUDENTIAL REGULAR SAVINGS FUND	Mutual Fund - Exempt	Rs. 10,00,000	6.67%
2	ICICI PRUDENTIAL ALL SEASONS BOND FUND	Mutual Fund - Exempt	Rs. 10,00,000	10.67%
3	ICICI PRUDENTIAL SHORT TERM FUND	Mutual Fund - Exempt	Rs. 10,00,000	30.00%
4	ICICI PRUDENTIAL FLOATING INTEREST FUND	Mutual Fund - Exempt	Rs. 10,00,000	22.00%
5	ADITYA BIRLA SUN LIFE INSURANCE COMPANY LIMITED	Insurance Companies - Domestic Companies	Rs. 10,00,000	6.00%
6	KOTAK CREDIT RISK FUND	Mutual Fund - Exempt	Rs. 10,00,000	4.67%
7	UTI - CREDIT RISK FUND	Mutual Fund - Exempt	Rs. 10,00,000	2.00%
8	ICICI PRUDENTIAL MEDIUM TERM BOND FUND	Mutual Fund - Exempt	Rs. 10,00,000	13.33%
9	BARODA BNP PARIBAS CREDIT RISK FUND	Mutual Fund - Exempt	Rs. 10,00,000	1.33%
10	SBI MAGNUM MEDIUM DURATION FUND	Mutual Fund - Exempt	Rs. 10,00,000	3.33%

(III) Details: 7,500 Unsecured Rated Listed Redeemable Non-Convertible Debentures @ 6.92%

Sr. No.	Name of Holder	Category	Face value (Per Debenture)	Holding of debt securities as a percentage of total debt securities outstanding of the issuer
1	HDFC Credit Risk Debt Fund	Mutual Fund - Exempt	Rs. 10,00,000	16.67%
2	ICICI Prudential Short Term Fund	Mutual Fund - Exempt	Rs. 10,00,000	10.33%
3	Kotak Credit Risk Fund	Mutual Fund - Exempt	Rs. 10,00,000	10.00%
4	SBI Credit Risk Fund	Mutual Fund – Exempt	Rs. 10,00,000	10.00%
5	ICICI Prudential Medium Term Bond Fund	Mutual Fund - Exempt	Rs. 10,00,000	7.33%
6	Reliance General Insurance Company Limited	Insurance Companies	Rs. 10,00,000	6.67%
7	Punjab and Sind Bank	Nationalised Banks – Domestic Companies	Rs. 10,00,000	6.67%
8	ICICI Prudential Credit Risk Fund	Mutual Fund - Exempt	Rs. 10,00,000	6.00%
9	HDFC Low Duration Fund	Mutual Fund - Exempt	Rs. 10,00,000	3.33%
10	Nippon India Credit Risk Fund	Mutual Fund - Exempt	Rs. 10,00,000	3.33%

(IV) Details: 7,500 Unsecured Rated Listed Redeemable Non-Convertible Debentures @ 7.58%

Sr. No.	Name of Holder	Category	Face value (Per Debenture)	Holding of debt securities as a percentage of total debt securities outstanding of the issuer
1	SBI LIFE INSURANCE CO.LTD	Corporate Bodies - Domestic Companies	Rs. 10,00,000	39.33%
2	ADITYA BIRLA SUN LIFE INSURANCE COMPANY LIMITED	Insurance Companies - Domestic Companies	Rs. 10,00,000	32.00%
3	STAR HEALTH AND ALLIED INSURANCE CO. LTD.	Insurance Companies - Domestic Companies	Rs. 10,00,000	13.33%
4	RELIANCE GENERAL INSURANCE COMPANY LIMITED	Insurance Companies - Domestic Companies	Rs. 10,00,000	15.33%

(V) Details: 25,000 Unsecured Rated Listed Redeemable Non-Convertible Debentures @ 8.30%

Sr. No.	Name of Holder	Category	Face value (Per Debenture)	Holding of debt securities as a percentage of total debt securities outstanding of the issuer
1	ICICI PRUDENTIAL ALL SEASONS BOND FUND	Mutual Fund – Exempt	Rs. 1,00,000	24.00%
2	ICICI PRUDENTIAL SHORT TERM FUND	Mutual Fund – Exempt	Rs. 1,00,000	24.00%
3	ICICI PRUDENTIAL CREDIT RISK FUND	Mutual Fund – Exempt	Rs. 1,00,000	28.00%
4	ICICI PRUDENTIAL MEDIUM TERM BOND FUND	Mutual Fund – Exempt	Rs. 1,00,000	24.00%

(VI) Details: 30,000 Unsecured Rated Listed Redeemable Non-Convertible Debentures @ 8.35%

Sr. No.	Name of Holder	Category	Face value (Per Debenture)	Holding of debt securities as a percentage of total debt securities outstanding of the issuer
1	ICICI PRUDENTIAL ALL SEASONS BOND FUND	Mutual Fund – Exempt	Rs. 1,00,000	20.00%
2	ICICI PRUDENTIAL SHORT TERM FUND	Mutual Fund – Exempt	Rs. 1,00,000	20.00%
3	NIPPON LIFE INDIA TRUSTEE LTD-A/C NIPPON INDIA BALANCED ADVANTAGE FUND	Mutual Fund – Exempt	Rs. 1,00,000	1.33%
4	AXIS MUTUAL FUND TRUSTEE LIMITED A/C AXIS MUTUAL FUND A/C AXIS CREDIT RISK FUND	Mutual Fund – Exempt	Rs. 1,00,000	8.33%
5	KOTAK MAHINDRA TRUSTEE CO. LTD. A/C KOTAK LOW DURATION FUND	Mutual Fund – Exempt	Rs. 1,00,000	0.67%
6	KOTAK MAHINDRA TRUSTEE CO LTD. A/C KOTAK FMP SERIES 308	Mutual Fund – Exempt	Rs. 1,00,000	2.67%
7	NIPPON LIFE INDIA TRUSTEE LTD A/C NIPPON INDIA FIXED HORIZON FUND XLV - SERIES 5	Mutual Fund – Exempt	Rs. 1,00,000	3.67%
8	ICICI PRUDENTIAL CREDIT RISK FUND	Mutual Fund – Exempt	Rs. 1,00,000	23.33%
9	ICICI PRUDENTIAL MEDIUM TERM BOND FUND	Mutual Fund – Exempt	Rs. 1,00,000	20.00%

POINT 1.8 List of top 10 CP holders as on April 14, 2023

Sr. No.	Name of the CP holder	Category of the CP Holder	Face Value of CP Holding(Rs.)	CP holding % as a %tage of total CP outstanding of the issuer
1	ADITYA BIRLA SUN LIFE TRUSTEE PRIVATE LIMITED A/C ADITYA BIRLA SUN LIFE LIQUID FUND	MF	500,000	21.95%
2	NIPPON LIFE INDIA TRUSTEE LTD-A/C NIPPON INDIA LIQUID FUND	MF	500,000	14.63%
3	KOTAK MAHINDRA TRUSTEE CO. LTD. A/C KOTAK LIQUID FUND	MF	500,000	11.71%
4	ICICI PRUDENTIAL LIFE INSURANCE COMPANY LIMITED	IC	500,000	10.98%
5	ICICI BANK LTD	CBO	500,000	7.32%
6	STATE BANK OF INDIA	NB	500,000	7.32%
7	INVESCO INDIA LIQUID FUND	MF	500,000	3.66%
8	MIRAE ASSET CASH MANAGEMENT FUND	MF	500,000	3.66%
9	QUANT MUTUAL FUND- A/C QUANT LIQUID PLAN	MF	500,000	3.66%
10	KOTAK MONEY MARKET FUND	MF	500,000	2.93%

POINT 3.1		Details of Commercial Papers outstanding as on March 31, 2023									
CP No.	ISIN No.	Tenor (Days)	Coupon (%)	Issue Amount (Rs.)	Date of Allotment	Redemption Date	Credit Rating	Secured/ Unsecured	Security	IPA	CRA
76/2022-2023	INE233A14XH9	90	7.25%	75,00,00,000	5-Jan-23	5-Apr-23	A1+	Unsecured	NA	CBI	ICRA/CRISIL
77A/2022-2023	INE233A14XI7	91	7.15%	50,00,00,000	9-Jan-23	10-Apr-23	A1+	Unsecured	NA	CBI	ICRA/CRISIL
77B/2022-2023	INE233A14XI7	91	7.15%	25,00,00,000	9-Jan-23	10-Apr-23	A1+	Unsecured	NA	CBI	ICRA/CRISIL
78A/2022-2023	INE233A14XJ5	91	7.15%	50,00,00,000	10-Jan-23	11-Apr-23	A1+	Unsecured	NA	CBI	ICRA/CRISIL
78B/2022-2023	INE233A14XJ5	91	7.15%	25,00,00,000	10-Jan-23	11-Apr-23	A1+	Unsecured	NA	CBI	ICRA/CRISIL
79/2022-2023	INE233A14XK3	91	7.23%	75,00,00,000	16-Jan-23	17-Apr-23	A1+	Unsecured	NA	CBI	ICRA/CRISIL
80A/2022-2023	INE233A14XL1	91	7.34%	50,00,00,000	17-Jan-23	18-Apr-23	A1+	Unsecured	NA	CBI	ICRA/CRISIL
80B/2022-2023	INE233A14XL1	91	7.34%	25,00,00,000	17-Jan-23	18-Apr-23	A1+	Unsecured	NA	CBI	ICRA/CRISIL
81/2022-2023	INE233A14XM9	91	7.34%	75,00,00,000	18-Jan-23	19-Apr-23	A1+	Unsecured	NA	CBI	ICRA/CRISIL
82/2022-2023	INE233A14XN7	91	7.34%	75,00,00,000	19-Jan-23	20-Apr-23	A1+	Unsecured	NA	CBI	ICRA/CRISIL
83A/2022-2023	INE233A14XO5	91	7.45%	45,00,00,000	20-Jan-23	21-Apr-23	A1+	Unsecured	NA	CBI	ICRA/CRISIL
83B/2022-2023	INE233A14XO5	91	7.45%	5,00,00,000	20-Jan-23	21-Apr-23	A1+	Unsecured	NA	CBI	ICRA/CRISIL
83C/2022-2023	INE233A14XO5	91	7.45%	25,00,00,000	20-Jan-23	21-Apr-23	A1+	Unsecured	NA	CBI	ICRA/CRISIL
84/2022-2023	INE233A14XP2	91	7.45%	60,00,00,000	25-Jan-23	26-Apr-23	A1+	Unsecured	NA	CBI	ICRA/CRISIL
85/2022-2023	INE233A14XQ0	91	7.39%	75,00,00,000	31-Jan-23	2-May-23	A1+	Unsecured	NA	CBI	ICRA/CRISIL

86/2022-2023	INE233A14XR8	90	7.39%	75,00,00,000	3-Feb-23	4-May-23	A1+	Unsecured	NA	CBI	ICRA/CRISIL
87/2022-2023	INE233A14XS6	91	7.43%	75,00,00,000	6-Feb-23	8-May-23	A1+	Unsecured	NA	CBI	ICRA/CRISIL
88/2022-2023	INE233A14XT4	91	7.43%	75,00,00,000	8-Feb-23	10-May-23	A1+	Unsecured	NA	CBI	ICRA/CRISIL
89/2022-2023	INE233A14XU2	91	7.43%	75,00,00,000	9-Feb-23	11-May-23	A1+	Unsecured	NA	CBI	ICRA/CRISIL
90/2022-2023	INE233A14XW8	91	7.43%	75,00,00,000	10-Feb-23	12-May-23	A1+	Unsecured	NA	CBI	ICRA/CRISIL
91/2022-2023	INE233A14XV0	91	7.39%	75,00,00,000	13-Feb-23	15-May-23	A1+	Unsecured	NA	CBI	ICRA/CRISIL
92/2022-2023	INE233A14XX6	91	7.45%	75,00,00,000	17-Feb-23	19-May-23	A1+	Unsecured	NA	CBI	ICRA/CRISIL
93/2022-2023	INE233A14XY4	91	7.50%	75,00,00,000	22-Feb-23	24-May-23	A1+	Unsecured	NA	CBI	ICRA/CRISIL
94/2022-2023	INE233A14XZ1	91	7.50%	75,00,00,000	24-Feb-23	26-May-23	A1+	Unsecured	NA	CBI	ICRA/CRISIL
95/2022-2023	INE233A14YA2	91	7.50%	75,00,00,000	28-Feb-23	30-May-23	A1+	Unsecured	NA	CBI	ICRA/CRISIL
96/2022-2023	INE233A14YB0	91	7.60%	75,00,00,000	2-Mar-23	1-Jun-23	A1+	Unsecured	NA	CBI	ICRA/CRISIL
97/2022-2023	INE233A14YC8	87	7.60%	75,00,00,000	3-Mar-23	29-May-23	A1+	Unsecured	NA	CBI	ICRA/CRISIL
98/2022-2023	INE233A14YD6	91	7.68%	75,00,00,000	6-Mar-23	5-Jun-23	A1+	Unsecured	NA	CBI	ICRA/CRISIL
100/2022-2023	INE233A14YE4	84	7.70%	40,00,00,000	8-Mar-23	31-May-23	A1+	Unsecured	NA	CBI	ICRA/CRISIL
99/2022-2023	INE233A14YF1	91	7.68%	75,00,00,000	9-Mar-23	8-Jun-23	A1+	Unsecured	NA	CBI	ICRA/CRISIL
101/2022-2023	INE233A14YG9	91	7.80%	75,00,00,000	13-Mar-23	12-Jun-23	A1+	Unsecured	NA	CBI	ICRA/CRISIL
102/2022-2023	INE233A14YH7	91	7.80%	75,00,00,000	15-Mar-23	14-Jun-23	A1+	Unsecured	NA	CBI	ICRA/CRISIL

Details of debt outstanding as on March 31, 2023

NCD No.	ISIN	Tenor (Days)	Coupon (%)	Issue Amount (Rs.)	Date of Allotment	Redemption Date	Credit Rating	CRA	Secured/Unsecured	Security	IPA
GIL 6.24% 2023 Sr. 01	INE233A08022	1093 days (3 years from the Date of Allotment)	6.24%	Rs. 750,00,00,000/-	16-Jul-20	14-Jul-23 (Maturity Date)	CRISIL AA/Stable	CRISIL	Unsecured	N.A.	N.A.
							ICRA AA (Stable)	ICRA			
GIL 6.43% 2024 Sr. 01	INE233A08030	1276 days (3.5 years from the Date of Allotment)	6.43%	Rs. 750,00,00,000/-	28-Oct-20	26-Apr-24 (Maturity Date)	CRISIL AA/Stable	CRISIL	Unsecured	N.A.	N.A.
							ICRA AA (Stable)	ICRA			
GIL 6.92% 2025 Sr. 01	INE233A08048	1460 days (4 years from the Date of Allotment)	6.92%	Rs. 750,00,00,000/-	14-May-21	14-May-25 (Maturity Date)	CRISIL AA/Stable	CRISIL	Unsecured	N.A.	N.A.
							ICRA AA (Stable)	ICRA			
GIL 7.58% 2028	INE233A08055	2555 days (7 years from the Date of Allotment)	7.58%	Rs. 750,00,00,000/-	28-Sep-21	28-Sep-28 (Maturity Date)	CRISIL AA/Stable	CRISIL	Unsecured	N.A.	N.A.
							ICRA AA (Stable)	ICRA			
GIL 8.30% 2026 Sr. 01	INE233A08071	1180 days (3.2 years from the Date of Allotment)	8.30%	Rs. 250,00,00,000/-	20-Mar-23	12-June-26 (Maturity Date)	CRISIL AA/Stable	CRISIL	Unsecured	N.A.	N.A.
							ICRA AA (Stable)	ICRA			
GIL 8.35% 2025 Sr. 02	INE233A08063	998 days (2.8 years from the Date of Allotment)	8.35%	Rs. 300,00,00,000/-	20-Mar-23	12-Dec-25 (Maturity Date)	CRISIL AA/Stable	CRISIL	Unsecured	N.A.	N.A.
							ICRA AA (Stable)	ICRA			

Annexure - iii

Details of secured / unsecured loan facilities/ bank fund based facilities / rest of the borrowing, if any, including hybrid debt like foreign currency convertible bonds (FCCB), optionally convertible debentures / preference shares from banks or financial institutions or financial creditors, as on last quarter ends:

Sr. No.	Lender's Name / Name of the Bank	Nature of facility / instrument	Amount sanctioned (Rs. Crore)	Principal Amount outstanding (Rs. Crore)	Repayment Amount (Rs. Crore)	Repayment date / schedule	Security, if applicable	Credit rating, if applicable	Asset classification
1	Shinhan Bank	Short term debt	100.00	35.00	35.00	26-Apr-23	Not Applicable	Not Applicable	Standard
			Total	35.00	35.00				
2	DBS Bank	Packing credit	350.00	22.10	22.10	17-Apr-23	Not Applicable	Not Applicable	Standard
			Total	22.10	22.10				
3	First Abu Dhabi Bank	Short term debt	400.00	35.00	35.00	6-Apr-23	Not Applicable	Not Applicable	Standard
				50.00	50.00	18-Apr-23			
				35.00	35.00	19-Apr-23			
			Total	120.00	120.00				
4	ICICI Bank	Short term debt	625.00	45.00	45.00	3-Apr-23	Not Applicable	Not Applicable	Standard
				50.00	50.00	10-Apr-23			
				50.00	50.00	13-Apr-23			
				40.00	40.00	8-Jun-23			
				45.00	45.00	12-Jun-23			
				40.00	40.00	15-Jun-23			
				35.00	35.00	19-Jun-23			
				25.00	25.00	22-Jun-23			
			Total	330.00	330.00				
5	Central Bank	Short term debt	100.00	20.00	20.00	17-Apr-23	Not Applicable	Not Applicable	Standard
				10.00	10.00	17-May-23			
				20.00	20.00	14-Jun-23			
				20.00	20.00	27-Jun-23			
				30.00	30.00	24-Aug-23			
			Total	100.00	100.00				
6	EMIRATES NBD BANK	Short term debt	275.00	20.00	20.00	4-Apr-23	Not Applicable	Not Applicable	Standard
				25.00	25.00	5-Apr-23			
				50.00	50.00	12-Apr-23			
				20.00	20.00	15-May-23			
				20.00	20.00	18-May-23			
				40.00	40.00	22-May-23			
				25.00	25.00	29-May-23			
			Total	200.00	200.00				
7	Bank of India	Short term debt	100.00	30.00	30.00	6-Apr-23	Not Applicable	Not Applicable	Standard
				30.00	30.00	20-Apr-23			
				40.00	40.00	27-Apr-23			
			Total	100.00	100.00				
8	IDBI Bank Ltd	Short term debt	300.00	50.00	50.00	30-May-23	Not Applicable	Not Applicable	Standard
			Total	50.00	50.00				
9	HSBC	Short term debt	400.00	50.00	50.00	11-Apr-23	Not Applicable	Not Applicable	Standard
				60.00	60.00	8-May-23			
			Total	110.00	110.00				

Sr. No.	Lender's Name / Name of the Bank	Nature of facility / instrument	Amount sanctioned	Principal Amount	Repayment Amount (Rs.)	Repayment date / schedule	Security, if applicable	Credit rating, if applicable	Asset classificatio
1	Axis Bank	Long Term	500.00	500.00	38.46	30-Jun-23	Not Applicable	ICRA AA	Standard
					38.46	30-Sep-23			
					38.46	31-Dec-23			
					38.46	31-Mar-24			
					38.46	30-Jun-24			
					38.46	30-Sep-24			
					38.46	31-Dec-24			
					38.46	31-Mar-25			
			Total	500.00	307.69				

Annexure - iv

DEAL DETAILS

Issue Reference : 8/2023-2024

ISIN Code : INE233A14YP0

CP (Maturity Value) (Rs.) : Rs.750,000,000

Date of Issue : 20-Apr-23

Maturity Date : 20-Jul-23

<u>Credit Rating no.</u>	(1)	(2)
Issued by CRA :	ICRA	CRISIL
Credit Rating :	A1+	A1+
Date of Rating :	11-Apr-23	24-Mar-23
Validity for Issuance :	3 MONTHS	30 DAYS
Validity :	20-Jul-23	20-Jul-23
For Amount :	Rs 2500 Crores	Rs 2500 Crores

CP Borrowing Limit : Rs 2500 Crores

Issuing and Paying Agent : **Central Bank of India**
Corporate Finance Branch M G Road, Fort, Mumbai-1

Godrej Industries Limited
Regd. Office: Godrej One,
Pirojshanagar,
Eastern Express Highway,
Vikhroli (E), Mumbai 400079, India.
Tel.: 91-22-2518 8010/8020/8030
Fax: 91-22-2518 8068/8063/8074
Website: www.godrejindustries.com

CIN: L24241MH1988PLC097781

**CERTIFIED TRUE COPY OF THE RESOLUTION PASSED BY THE BOARD OF DIRECTORS OF GODREJ INDUSTRIES LIMITED
AT THEIR MEETING HELD ON MONDAY, FEBRUARY 13, 2023**

**TO APPROVE ENHANCEMENT OF LIMIT OF ISSUING COMMERCIAL PAPERS TO ₹2,500 CRORE (FROM EXISTING LIMIT
OF ₹2,000 CRORE)**

"RESOLVED THAT in supersession of the resolution passed by the Board of Directors at its Meeting held on November 13, 2021, the approval of the Board of Directors of the Company be and is hereby accorded to the Company to borrow from time to time, by way of issue of Commercial Paper(s) provided that the amount of such Commercial Paper(s) issued shall not exceed ₹2,500 Crore (Rupees Two Thousand Five Hundred Crore) in the aggregate.

RESOLVED FURTHER THAT Mr. Nadir Godrej, Chairman and Managing Director, Ms. Tanya Dubash, Executive Director & Chief Brand Officer, Mr. Nitin Nabar, Executive Director & President (Chemicals), Mr. Pirojsha Godrej, Director, Mr. Sumit Mitra, Head - Group HR & Corporate Services, Mr. Clement Pinto, Chief Financial Officer and / or Ms. Tejal Jariwala, Company Secretary & Compliance Officer ("Authorised Persons") of the Company be and are hereby severally authorised to sign the Commercial Paper(s) and execute such additional documents as may be necessary in connection with the issue and to do all such acts, deeds, matters and things as may be necessary for the aforesaid purpose including but not limited to determining the discount rate, appointment and fixing remuneration of Merchant Bankers, Dealers and Issuing and Paying Agents, obtaining listing approvals from Stock Exchange(s), as may be required.

RESOLVED FURTHER THAT the Common Seal of the Company be affixed on such documents as may be required, in the presence of any two of the said Authorised Persons who do sign the same in token thereof.

RESOLVED FURTHER THAT a copy of the foregoing resolution certified to be true by any Director of the Company or the Chief Financial Officer or the Company Secretary be furnished to the concerned authority(ies) / person(s) and they be requested to act accordingly."

For Godrej Industries Limited

Tejal Jariwala

**Company Secretary & Compliance Officer
(FCS 9817)**



Details of Commercial Papers as on 20-Apr-23

Sr. No.	ISIN No.	Date of Issue	Date of Maturity	Amount	Amount outstanding	IPA	CRA	Rating	Rated Amount
1	INE233A14TA2	12-Oct-21	11-Jan-22	750,000,000	-	CBI	ICRA	A1+	Rs.1500 cr
2	INE233A14TB0	14-Oct-21	13-Jan-22	750,000,000	-	CBI	ICRA	A1+	Rs.1500 cr
3	INE233A14TC8	18-Oct-21	17-Jan-22	750,000,000	-	CBI	ICRA	A1+	Rs.1500 cr
4	INE233A14TE4	22-Oct-21	21-Jan-22	750,000,000	-	CBI	ICRA	A1+	Rs.1500 cr
5	INE233A14TD6	25-Oct-21	24-Jan-22	750,000,000	-	CBI	ICRA	A1+	Rs.1500 cr
6	INE233A14TF1	1-Nov-21	31-Jan-22	700,000,000	-	CBI	ICRA	A1+	Rs.1500 cr
7	INE233A14TG9	3-Nov-21	2-Feb-22	750,000,000	-	CBI	ICRA	A1+	Rs.1500 cr
8	INE233A14TH7*	8-Nov-21	8-Feb-22	750,000,000	-	CBI	ICRA	A1+	Rs.1500 cr
9	INE233A14TI5	10-Nov-21	9-Feb-22	650,000,000	-	CBI	ICRA	A1+	Rs.1500 cr
10	INE233A14TJ3	12-Nov-21	11-Feb-22	600,000,000	-	CBI	ICRA	A1+	Rs.1500 cr
11	INE233A14TK1	16-Nov-21	15-Feb-22	650,000,000	-	CBI	ICRA	A1+	Rs.1500 cr
12	INE233A14TQ8	20-Dec-21	18-Feb-22	600,000,000	-	CBI	ICRA	A1+	Rs.2000 cr
13	INE233A14TR6	22-Dec-21	22-Feb-22	750,000,000	-	CBI	ICRA	A1+	Rs.2000 cr
14	INE233A14TL9	26-Nov-21	24-Feb-22	750,000,000	-	CBI	ICRA	A1+	Rs.2000 cr
15	INE233A14TM7	2-Dec-21	2-Mar-22	700,000,000	-	CBI	ICRA	A1+	Rs.2000 cr
16	INE233A14TN5	8-Dec-21	9-Mar-22	750,000,000	-	CBI	ICRA	A1+	Rs.2000 cr
17	INE233A14TP0	15-Dec-21	15-Mar-22	750,000,000	-	CBI	ICRA	A1+	Rs.2000 cr
18	INE233A14TS4	6-Jan-22	7-Apr-22	750,000,000	-	CBI	ICRA	A1+	Rs.2000 cr
19	INE233A14TT2	11-Jan-22	12-Apr-22	750,000,000	-	CBI	ICRA	A1+	Rs.2000 cr
20	INE233A14TV8	13-Jan-22	13-Apr-22	750,000,000	-	CBI	ICRA	A1+	Rs.2000 cr
21	INE233A14TU0	17-Jan-22	18-Apr-22	750,000,000	-	CBI	ICRA	A1+	Rs.2000 cr
22	INE233A14TW6	21-Jan-22	21-Apr-22	750,000,000	-	CBI	ICRA	A1+	Rs.2000 cr
23	INE233A14TX4	24-Jan-22	25-Apr-22	750,000,000	-	CBI	ICRA	A1+	Rs.2000 cr
24	INE233A14TY2	31-Jan-22	29-Apr-22	750,000,000	-	CBI	ICRA	A1+	Rs.2000 cr
25	INE233A14TZ9	2-Feb-22	4-May-22	750,000,000	-	CBI	ICRA	A1+	Rs.2000 cr
26	INE233A14UA0	8-Feb-22	9-May-22	750,000,000	-	CBI	ICRA	A1+	Rs.2000 cr
27	INE233A14UB8	9-Feb-22	11-May-22	700,000,000	-	CBI	ICRA	A1+	Rs.2000 cr
28	INE233A14UC6	11-Feb-22	13-May-22	650,000,000	-	CBI	ICRA	A1+	Rs.2000 cr
29	INE233A14UD4	15-Feb-22	17-May-22	650,000,000	-	CBI	ICRA	A1+	Rs.2000 cr
30	INE233A14UE2	18-Feb-22	19-May-22	650,000,000	-	CBI	ICRA	A1+	Rs.2000 cr
31	INE233A14UF9	22-Feb-22	24-May-22	750,000,000	-	CBI	ICRA	A1+	Rs.2000 cr
32	INE233A14UG7	24-Feb-22	26-May-22	750,000,000	-	CBI	ICRA	A1+	Rs.2000 cr
33	INE233A14UH5	2-Mar-22	1-Jun-22	750,000,000	-	CBI	ICRA	A1+	Rs.2000 cr
34	INE233A14UI3	7-Mar-22	6-Jun-22	750,000,000	-	CBI	ICRA	A1+	Rs.2000 cr
35	INE233A14UJ1	10-Mar-22	8-Jun-22	750,000,000	-	CBI	ICRA	A1+	Rs.2000 cr
36	INE233A14TO3	17-Dec-21	14-Jun-22	750,000,000	-	CBI	ICRA	A1+	Rs.2000 cr
37	INE233A14UK9	7-Apr-22	6-Jul-22	750,000,000	-	CBI	ICRA	A1+	Rs.2000 cr
38	INE233A14UL7	11-Apr-22	11-Jul-22	750,000,000	-	CBI	ICRA	A1+	Rs.2000 cr
39	INE233A14UM5	13-Apr-22	13-Jul-22	750,000,000	-	CBI	ICRA	A1+	Rs.2000 cr
40	INE233A14UO1	18-Apr-22	18-Jul-22	750,000,000	-	CBI	ICRA	A1+	Rs.2000 cr
41	INE233A14UN3	19-Apr-22	19-Jul-22	750,000,000	-	CBI	ICRA	A1+	Rs.2000 cr
42	INE233A14UP8	21-Apr-22	21-Jul-22	750,000,000	-	CBI	ICRA	A1+	Rs.2000 cr
43	INE233A14UQ6	25-Apr-22	25-Jul-22	750,000,000	-	CBI	ICRA	A1+	Rs.2000 cr
44	INE233A14UR4	27-Apr-22	27-Jul-22	750,000,000	-	CBI	ICRA	A1+	Rs.2000 cr
45	INE233A14US2	29-Apr-22	29-Jul-22	750,000,000	-	CBI	ICRA	A1+	Rs.2000 cr
46	INE233A14UT0	4-May-22	3-Aug-22	750,000,000	-	CBI	ICRA	A1+	Rs.2000 cr
47	INE233A14UU8	9-May-22	8-Aug-22	750,000,000	-	CBI	ICRA	A1+	Rs.2000 cr
48	INE233A14UV6	11-May-22	10-Aug-22	750,000,000	-	CBI	ICRA	A1+	Rs.2000 cr
49	INE233A14UW4	13-May-22	12-Aug-22	650,000,000	-	CBI	ICRA	A1+	Rs.2000 cr
50	INE233A14UY0	24-May-22	17-Aug-22	750,000,000	-	CBI	ICRA	A1+	Rs.2000 cr
51	INE233A14UX2	19-May-22	18-Aug-22	750,000,000	-	CBI	ICRA	A1+	Rs.2000 cr
52	INE233A14UZ7	26-May-22	25-Aug-22	750,000,000	-	CBI	ICRA	A1+	Rs.2000 cr
53	INE233A14VA8	30-May-22	29-Aug-22	750,000,000	-	CBI	ICRA	A1+	Rs.2000 cr
54	INE233A14VB6	1-Jun-22	30-Aug-22	750,000,000	-	CBI	ICRA	A1+	Rs.2000 cr
55	INE233A14VC4	3-Jun-22	2-Sep-22	750,000,000	-	CBI	ICRA	A1+	Rs.2000 cr

56	INE233A14VD2	6-Jun-22	5-Sep-22	750,000,000	-	CBI	ICRA	A1+	Rs.2000 cr
57	INE233A14VE0	7-Jun-22	6-Sep-22	750,000,000	-	CBI	ICRA	A1+	Rs.2000 cr
58	INE233A14VG5	20-Jun-22	9-Sep-22	750,000,000	-	CBI	ICRA	A1+	Rs.2000 cr
59	INE233A14VF7	14-Jun-22	13-Sep-22	750,000,000	-	CBI	ICRA	A1+	Rs.2000 cr
60	INE233A14VI1	1-Jul-22	23-Sep-22	750,000,000	-	CBI	ICRA	A1+	Rs.2000 cr
61	INE233A14VH3	28-Jun-22	26-Sep-22	750,000,000	-	CBI	ICRA	A1+	Rs.2000 cr
62	INE233A14VJ9	8-Jul-22	6-Oct-22	750,000,000	-	CBI	ICRA	A1+	Rs.2000 cr
63	INE233A14VK7	11-Jul-22	10-Oct-22	750,000,000	-	CBI	ICRA	A1+	Rs.2000 cr
64	INE233A14VL5	13-Jul-22	12-Oct-22	750,000,000	-	CBI	ICRA	A1+	Rs.2000 cr
65	INE233A14VM3	18-Jul-22	17-Oct-22	750,000,000	-	CBI	ICRA	A1+	Rs.2000 cr
66	INE233A14VN1	19-Jul-22	18-Oct-22	750,000,000	-	CBI	ICRA	A1+	Rs.2000 cr
67	INE233A14VQ4	27-Jul-22	19-Oct-22	750,000,000	-	CBI	ICRA	A1+	Rs.2000 cr
68	INE233A14VO9	21-Jul-22	20-Oct-22	750,000,000	-	CBI	ICRA	A1+	Rs.2000 cr
69	INE233A14VP6	25-Jul-22	21-Oct-22	600,000,000	-	CBI	ICRA	A1+	Rs.2000 cr
70	INE233A14VR2	29-Jul-22	27-Oct-22	750,000,000	-	CBI	ICRA	A1+	Rs.2000 cr
71	INE233A14VS0	3-Aug-22	2-Nov-22	750,000,000	-	CBI	ICRA	A1+	Rs.2000 cr
72	INE233A14VV4	11-Aug-22	4-Nov-22	650,000,000	-	CBI	ICRA	A1+	Rs.2000 cr
73	INE233A14VT8	8-Aug-22	7-Nov-22	750,000,000	-	CBI	ICRA	A1+	Rs.2000 cr
74	INE233A14VU6	10-Aug-22	9-Nov-22	750,000,000	-	CBI	ICRA	A1+	Rs.2000 cr
75	INE233A14VW2	12-Aug-22	11-Nov-22	750,000,000	-	CBI	ICRA	A1+	Rs.2000 cr
76	INE233A14VX0	18-Aug-22	14-Nov-22	750,000,000	-	CBI	ICRA	A1+	Rs.2000 cr
77	INE233A14VY8	23-Aug-22	22-Nov-22	750,000,000	-	CBI	ICRA	A1+	Rs.2000 cr
78	INE233A14VZ5	26-Aug-22	25-Nov-22	750,000,000	-	CBI	ICRA	A1+	Rs.2000 cr
79	INE233A14WA6	30-Aug-22	29-Nov-22	750,000,000	-	CBI	ICRA	A1+	Rs.2000 cr
80	INE233A14WB4	2-Sep-22	30-Nov-22	750,000,000	-	CBI	ICRA	A1+	Rs.2000 cr
81	INE233A14WC2	5-Sep-22	2-Dec-22	750,000,000	-	CBI	ICRA	A1+	Rs.2000 cr
82	INE233A14WD0	6-Sep-22	5-Dec-22	750,000,000	-	CBI	ICRA	A1+	Rs.2000 cr
83	INE233A14WE8	9-Sep-22	8-Dec-22	750,000,000	-	CBI	ICRA	A1+	Rs.2000 cr
84	INE233A14WF5	13-Sep-22	13-Dec-22	750,000,000	-	CBI	ICRA	A1+	Rs.2000 cr
85	INE233A14WG3	16-Sep-22	16-Dec-22	750,000,000	-	CBI	ICRA	A1+	Rs.2000 cr
86	INE233A14WH1	26-Sep-22	26-Dec-22	750,000,000	-	CBI	ICRA	A1+	Rs.2000 cr
87	INE233A14WJ9	6-Oct-22	5-Jan-23	750,000,000	-	CBI	ICRA	A1+	Rs.2000 cr
88	INE233A14WJ7	10-Oct-22	9-Jan-23	750,000,000	-	CBI	ICRA	A1+	Rs.2000 cr
89	INE233A14WK5	12-Oct-22	11-Jan-23	750,000,000	-	CBI	ICRA	A1+	Rs.2000 cr
90	INE233A14WL3	17-Oct-22	16-Jan-23	750,000,000	-	CBI	ICRA	A1+	Rs.2000 cr
91	INE233A14WM1	18-Oct-22	17-Jan-23	750,000,000	-	CBI	ICRA	A1+	Rs.2000 cr
92	INE233A14WN9	19-Oct-22	18-Jan-23	750,000,000	-	CBI	ICRA	A1+	Rs.2000 cr
93	INE233A14WP4	20-Oct-22	19-Jan-23	750,000,000	-	CBI	ICRA	A1+	Rs.2000 cr
94	INE233A14WO7	21-Oct-22	20-Jan-23	750,000,000	-	CBI	ICRA	A1+	Rs.2000 cr
95	INE233A14WQ2	27-Oct-22	25-Jan-23	600,000,000	-	CBI	ICRA	A1+	Rs.2000 cr
96	INE233A14WS8	2-Nov-22	31-Jan-23	750,000,000	-	CBI	ICRA	A1+	Rs.2000 cr
97	INE233A14WR0	4-Nov-22	3-Feb-23	750,000,000	-	CBI	ICRA	A1+	Rs.2000 cr
98	INE233A14WU4	7-Nov-22	6-Feb-23	750,000,000	-	CBI	ICRA	A1+	Rs.2000 cr
99	INE233A14WT6	9-Nov-22	8-Feb-23	750,000,000	-	CBI	ICRA	A1+	Rs.2000 cr
100	INE233A14WV2	11-Nov-22	9-Feb-23	750,000,000	-	CBI	ICRA	A1+	Rs.2000 cr
101	INE233A14WW0	14-Nov-22	10-Feb-23	750,000,000	-	CBI	ICRA	A1+	Rs.2000 cr
102	INE233A14WX8	18-Nov-22	17-Feb-23	750,000,000	-	CBI	ICRA	A1+	Rs.2000 cr
103	INE233A14WY6	23-Nov-22	22-Feb-23	750,000,000	-	CBI	ICRA	A1+	Rs.2000 cr
104	INE233A14WZ3	30-Nov-22	24-Feb-23	750,000,000	-	CBI	ICRA	A1+	Rs.2000 cr
105	INE233A14XA4	29-Nov-22	28-Feb-23	750,000,000	-	CBI	ICRA	A1+	Rs.2000 cr
106	INE233A14XB2	2-Dec-22	2-Mar-23	750,000,000	-	CBI	ICRA	A1+	Rs.2000 cr
107	INE233A14XD8	7-Dec-22	3-Mar-23	650,000,000	-	CBI	ICRA	A1+	Rs.2000 cr
108	INE233A14XC0	5-Dec-22	6-Mar-23	750,000,000	-	CBI	ICRA	A1+	Rs.2000 cr
109	INE233A14XE6	9-Dec-22	9-Mar-23	750,000,000	-	CBI	ICRA	A1+	Rs.2000 cr
110	INE233A14XG1	16-Dec-22	13-Mar-23	750,000,000	-	CBI	ICRA	A1+	Rs.2000 cr
111	INE233A14XF3	14-Dec-22	15-Mar-23	750,000,000	-	CBI	ICRA	A1+	Rs.2000 cr
112	INE233A14XH9	5-Jan-23	5-Apr-23	750,000,000	-	CBI	ICRA	A1+	Rs.2500 cr
113	INE233A14XI7	9-Jan-23	10-Apr-23	750,000,000	-	CBI	ICRA	A1+	Rs.2500 cr
114	INE233A14XJ5	10-Jan-23	11-Apr-23	750,000,000	-	CBI	ICRA	A1+	Rs.2500 cr
115	INE233A14XK3	16-Jan-23	17-Apr-23	750,000,000	-	CBI	ICRA	A1+	Rs.2500 cr
116	INE233A14XL1	17-Jan-23	18-Apr-23	750,000,000	-	CBI	ICRA	A1+	Rs.2500 cr

117	INE233A14XM9	18-Jan-23	19-Apr-23	750,000,000	-	CBI	ICRA	A1+	Rs.2500 cr
118	INE233A14XN7	19-Jan-23	20-Apr-23	750,000,000	-	CBI	ICRA	A1+	Rs.2500 cr
119	INE233A14XO5	20-Jan-23	21-Apr-23	750,000,000	750,000,000	CBI	ICRA	A1+	Rs.2500 cr
120	INE233A14XP2	25-Jan-23	26-Apr-23	600,000,000	600,000,000	CBI	ICRA	A1+	Rs.2500 cr
121	INE233A14XQ0	31-Jan-23	2-May-23	750,000,000	750,000,000	CBI	ICRA	A1+	Rs.2500 cr
122	INE233A14XR8	3-Feb-23	4-May-23	750,000,000	750,000,000	CBI	ICRA	A1+	Rs.2500 cr
123	INE233A14XS6	6-Feb-23	8-May-23	750,000,000	750,000,000	CBI	ICRA	A1+	Rs.2500 cr
124	INE233A14XT4	8-Feb-23	10-May-23	750,000,000	750,000,000	CBI	ICRA	A1+	Rs.2500 cr
125	INE233A14XU2	9-Feb-23	11-May-23	750,000,000	750,000,000	CBI	ICRA	A1+	Rs.2500 cr
126	INE233A14XW8	10-Feb-23	12-May-23	750,000,000	750,000,000	CBI	ICRA	A1+	Rs.2500 cr
127	INE233A14XV0	13-Feb-23	15-May-23	750,000,000	750,000,000	CBI	ICRA	A1+	Rs.2500 cr
128	INE233A14XX6	17-Feb-23	19-May-23	750,000,000	750,000,000	CBI	ICRA	A1+	Rs.2500 cr
129	INE233A14XY4	22-Feb-23	24-May-23	750,000,000	750,000,000	CBI	ICRA	A1+	Rs.2500 cr
130	INE233A14XZ1	24-Feb-23	26-May-23	750,000,000	750,000,000	CBI	ICRA	A1+	Rs.2500 cr
131	INE233A14YC8	3-Mar-23	29-May-23	750,000,000	750,000,000	CBI	ICRA	A1+	Rs.2500 cr
132	INE233A14YA2	28-Feb-23	30-May-23	750,000,000	750,000,000	CBI	ICRA	A1+	Rs.2500 cr
133	INE233A14YE4	8-Mar-23	31-May-23	400,000,000	400,000,000	CBI	ICRA	A1+	Rs.2500 cr
134	INE233A14YB0	2-Mar-23	1-Jun-23	750,000,000	750,000,000	CBI	ICRA	A1+	Rs.2500 cr
135	INE233A14YD6	6-Mar-23	5-Jun-23	750,000,000	750,000,000	CBI	ICRA	A1+	Rs.2500 cr
136	INE233A14YF1	9-Mar-23	8-Jun-23	750,000,000	750,000,000	CBI	ICRA	A1+	Rs.2500 cr
137	INE233A14YG9	13-Mar-23	12-Jun-23	750,000,000	750,000,000	CBI	ICRA	A1+	Rs.2500 cr
138	INE233A14YH7	15-Mar-23	14-Jun-23	750,000,000	750,000,000	CBI	ICRA	A1+	Rs.2500 cr
139	INE233A14YI5	5-Apr-23	27-Jun-23	750,000,000	750,000,000	CBI	ICRA	A1+	Rs.2500 cr
140	INE233A14YK1	10-Apr-23	7-Jul-23	750,000,000	750,000,000	CBI	ICRA	A1+	Rs.2500 cr
141	INE233A14YJ3	11-Apr-23	10-Jul-23	750,000,000	750,000,000	CBI	ICRA	A1+	Rs.2500 cr
142	INE233A14YL9	13-Apr-23	13-Jul-23	750,000,000	750,000,000	CBI	ICRA	A1+	Rs.2500 cr
143	INE233A14YN5	17-Apr-23	17-Jul-23	750,000,000	750,000,000	CBI	ICRA	A1+	Rs.2500 cr
144	INE233A14YM7	18-Apr-23	18-Jul-23	750,000,000	750,000,000	CBI	ICRA	A1+	Rs.2500 cr
145	INE233A14YO3	19-Apr-23	19-Jul-23	750,000,000	750,000,000	CBI	ICRA	A1+	Rs.2500 cr
146	INE233A14YP0	20-Apr-23	20-Jul-23	750,000,000	750,000,000	CBI	ICRA	A1+	Rs.2500 cr
	Total			107,450,000,000	20,500,000,000				

*Please note that as per circular dated February 6, 2022 issued by Fixed Income Money Market and Derivatives Association of India (FIMMDA), February 7, 2022 was declared as an “Unscheduled Public Holiday”. Accordingly, the Company has done the repayment of CP amount along with interest on February 8, 2022 in compliance with guidance provided under Chapter 9 of handbook of Market Practices for treatment of settlement transactions of issued by FIMMDA in this regard.

GODREJ INDUSTRIES LIMITED

CIN : L24241MH1988PLC097781

Regd. Office: Godrej One Pirojshanagar, Eastern Express Highway, Vikhroli, Mumbai - 400 079

STATEMENT OF UNAUDITED FINANCIAL RESULTS FOR QUARTER AND NINE MONTHS ENDED DECEMBER 31, 2022

(Amounts in Rs. Crore)

Standalone Results						Particulars	Consolidated Results					
Quarter Ended		31-Dec-21	Nine Months Ended		Year Ended		Quarter Ended		Nine Months Ended		Year Ended	
31-Dec-22	30-Sep-22		31-Dec-22	31-Dec-21	31-Mar-22		31-Dec-22	30-Sep-22	31-Dec-21	31-Dec-22	31-Mar-22	
Unaudited	Unaudited		Unaudited	Unaudited	Unaudited		Audited	Unaudited	Unaudited	Unaudited Restated (refer note 5)	Unaudited Restated (refer note 5)	Audited
1,151.15	1,387.50	938.09	3,587.42	2,490.49	3,339.60	Revenue from Operations	3,842.55	4,021.04	3,514.61	11,888.14	9,685.28	14,130.15
12.91	25.02	14.47	51.31	53.90	74.61	Other Income (Refer note 9)	316.19	254.88	219.93	788.98	652.01	934.52
1,164.06	1,412.52	952.56	3,638.73	2,544.39	3,414.21	TOTAL INCOME	4,158.74	4,275.92	3,734.54	12,677.12	10,337.29	15,064.67
765.59	805.81	670.75	2,362.90	1,797.10	2,357.76	EXPENSES	2,530.35	2,642.18	2,277.06	7,905.36	6,485.24	8,562.50
					-	a) Cost of Materials Consumed	2,530.35	2,642.18	2,277.06	7,905.36	6,485.24	8,562.50
					-	b) Cost of Property Development	2,757.36	663.26	520.51	4,391.84	915.87	2,082.10
(3.07)	6.57	(0.23)	107.41	63.87	63.87	c) Purchase of Stock in Trade	128.24	154.93	250.97	624.49	829.81	1,014.81
3.16	144.07	(23.68)	(25.71)	(128.52)	(74.27)	d) Changes in Inventories of Finished Goods, Work in Progress and Stock in Trade	(2,670.52)	(453.10)	(423.81)	(4,170.43)	(947.74)	(1,109.27)
53.13	43.04	49.18	131.56	131.17	168.64	e) Employee Benefits Expenses	235.88	219.11	190.34	663.32	557.01	768.79
125.47	119.10	98.81	349.76	265.14	363.90	f) Finance Costs	247.79	223.24	166.91	659.19	447.76	623.14
20.34	20.06	18.94	58.59	56.26	74.80	g) Depreciation and Amortisation Expenses	77.93	75.63	71.04	225.14	201.35	273.58
121.07	152.20	115.46	395.90	315.72	439.69	h) Other Expenses	488.07	574.23	457.01	1,563.23	1,291.83	1,767.76
1,085.69	1,290.85	929.23	3,380.41	2,500.74	3,394.39	TOTAL EXPENSES	3,795.10	4,099.48	3,510.03	11,862.14	9,781.13	13,983.41
78.37	121.67	23.33	258.32	43.65	19.82	Profit / (Loss) Before Exceptional Items, Share of Profit of Equity Accounted Investees and Tax	363.64	176.44	224.51	814.98	556.16	1,081.26
		(49.04)	(46.48)	(64.01)	(64.01)	Exceptional Items - (net) (refer note 7 and 8)	-	-	(66.32)	-	(66.32)	(83.85)
78.37	121.67	(25.71)	258.32	(2.83)	(44.19)	Profit / (Loss) Before Share of Profit (net) of Equity Accounted Investees and Tax	363.64	176.44	158.19	814.98	489.84	997.41
					-	Share of Profit (net) of Equity Accounted Investees (net of Income Tax)	96.69	47.16	71.37	186.87	238.19	284.95
78.37	121.67	(25.71)	258.32	(2.83)	(44.19)	Profit / (Loss) Before Tax	460.33	223.60	229.56	1,001.85	728.03	1,282.36
					-	Tax Expenses (refer note 4 and 5)						
					-	a) Current Tax	95.53	63.86	78.79	205.83	193.61	330.50
					-	b) Deferred Tax charge/(credit) net	(16.86)	(59.49)	(32.08)	(62.45)	(35.35)	(40.57)
78.37	121.67	(25.71)	258.32	(2.83)	(44.19)	Profit / (Loss) After Tax	381.66	219.23	182.85	858.47	569.77	992.43
(0.40)	(0.41)	1.83	(1.22)	1.10	(1.63)	OTHER COMPREHENSIVE INCOME / (LOSS)						
					-	Items that will not be reclassified subsequently to Profit or Loss (net)	(0.62)	(0.09)	1.78	(4.30)	1.40	(3.45)
					-	Income Tax relating to items that will not be reclassified subsequently to Profit or Loss	0.12	(0.13)	0.05	0.79	(0.05)	0.55
					-	Items that will be reclassified subsequently to Profit or Loss (net)	34.63	50.44	10.70	137.67	50.20	86.32
(0.40)	(0.41)	1.83	(1.22)	1.10	(1.63)	Income Tax relating to items that will be reclassified subsequently to Profit or Loss	-	-	-	-	-	-
77.97	121.26	(23.88)	257.10	(1.73)	(45.82)	Other Comprehensive Income / (Loss) for the Period, net of Income Tax	34.13	50.22	12.53	134.16	51.55	83.42
						TOTAL COMPREHENSIVE INCOME / (LOSS)	415.79	269.45	195.38	992.63	621.32	1,075.85
78.37	121.67	(25.71)	258.32	(2.83)	(44.19)	Net Profit / (Loss) Attributable to :						
-	-	-	-	-	-	a) Owners of the Company	314.58	156.18	144.42	674.69	426.59	653.73
					-	b) Non-Controlling Interest	67.08	63.05	38.43	183.78	143.18	338.70
(0.40)	(0.41)	1.83	(1.22)	1.10	(1.63)	Other Comprehensive Income / (Loss) Attributable to :						
					-	a) Owners of the Company	34.35	50.12	12.81	135.17	52.10	84.70
					-	b) Non-Controlling Interest	(0.22)	0.10	(0.28)	(1.01)	(0.55)	(1.28)
77.97	121.26	(23.88)	257.10	(1.73)	(45.82)	Total Comprehensive Income / (Loss) Attributable to :						
-	-	-	-	-	-	a) Owners of the Company	348.93	206.30	157.23	809.86	478.69	738.43
33.66	33.66	33.66	33.66	33.66	33.66	b) Non-Controlling Interest	66.86	63.15	38.15	182.77	142.63	337.42
					33.66	Paid-up Equity Share Capital (Face value - Re. 1 per share)	33.66	33.66	33.66	33.66	33.66	33.66
					1,449.56	Other Equity						7,092.90



GODREJ INDUSTRIES LIMITED

CIN : L24241MH1988PLC097781

Regd. Office: Godrej One Pirojshanagar, Eastern Express Highway, Vikhroli, Mumbai - 400 079

STATEMENT OF UNAUDITED FINANCIAL RESULTS FOR QUARTER AND NINE MONTHS ENDED DECEMBER 31, 2022

(Amounts in Rs. Crore)

Standalone Results						Particulars	Consolidated Results					
Quarter Ended			Nine Months Ended		Year Ended		Quarter Ended			Nine Months Ended		Year Ended
31-Dec-22	30-Sep-22	31-Dec-21	31-Dec-22	31-Dec-21	31-Mar-22		31-Dec-22	30-Sep-22	31-Dec-21	31-Dec-22	31-Dec-21	31-Mar-22
Unaudited	Unaudited	Unaudited	Unaudited	Unaudited	Audited		Unaudited	Unaudited	Unaudited Restated (refer note 5)	Unaudited	Unaudited Restated (refer note 5)	Audited
2.33	3.61	(0.76)	7.67	(0.08)	(1.31)	Earnings per Equity Share (not annualised except for year ended March 31,2022)	9.34	4.64	4.29	20.04	12.67	19.42
2.33	3.61	(0.76)	7.67	(0.08)	(1.31)	a) Basic (Face Value of Re 1 each)	9.35	4.63	4.29	20.04	12.67	19.42
31.46	31.46	31.46	31.46	31.46	31.46	b) Diluted (Face Value of Re 1 each)						
-	-	-	-	-	-	Capital Redemption Reserve						
						Debt Redemption Reserve						
						Additional disclosures as per Regulation 52(4) of Securities and Exchange Board of India (Listing Obligations and Disclosure Requirements) Regulations, 2015 (refer note 11 and 12)						
3.83	4.01	3.99	3.83	3.99	4.15	Debt Equity Ratio (Gross)	1.22	1.20	1.05	1.22	1.05	1.10
3.57	3.79	3.27	3.57	3.27	3.53	Debt Equity Ratio (Net)	0.90	0.84	0.64	0.90	0.64	0.65
1.38	1.69	0.89	1.45	1.17	1.05	Debt Service Coverage Ratio (DSCR)	2.77	2.57	2.80	2.78	3.08	3.43
1.83	2.27	0.93	1.96	1.21	1.09	Interest Service Coverage Ratio (ISCR)	2.77	2.57	2.80	2.78	3.08	3.43
0.34	0.35	0.57	0.34	0.57	0.53	Current ratio	1.09	1.13	1.31	1.09	1.31	1.36
(0.70)	(0.72)	(2.05)	(0.70)	(2.05)	(1.81)	Long term debt to Working capital	2.48	1.75	1.09	2.48	1.09	1.01
0.68	0.68	0.53	0.68	0.53	0.54	Bad debts to Account receivable ratio	0.01	0.00	0.01	0.01	0.02	0.03
0.70	0.71	0.70	0.70	0.70	0.71	Current liability ratio	0.81	0.81	0.73	0.81	0.73	0.72
7.52	9.61	9.20	9.32	9.87	10.28	Total Debts to Total Assets	0.42	0.43	0.41	0.42	0.41	0.42
4.26	4.31	4.56	5.05	4.66	4.50	Debtors turnover (Annualised)	7.85	7.72	7.59	8.51	7.61	8.21
18.35%	17.00%	13.49%	17.15%	12.49%	11.50%	Inventory turnover (Annualised)	1.07	1.35	1.51	1.21	1.46	1.52
6.81%	8.77%	-2.75%	7.20%	-0.11%	-1.32%	Operating margin (%)	9.71%	5.48%	6.90%	7.66%	5.71%	7.38%
1664.16	1,585.61	1,449.02	1,664.16	1,449.02	1,405.51	Net profit margin (%)	9.93%	5.45%	5.20%	7.22%	5.88%	7.02%
78.37	121.67	(25.71)	258.32	(2.83)	(44.19)	Net Worth	7,637.23	7,273.08	6,795.20	7,637.23	6,795.20	7,054.37
						Net Profit after Tax	381.66	219.23	182.85	858.47	569.77	992.43



Notes :

- 1 The above unaudited financial results which are published in accordance with Regulation 33 and 52 of the SEBI (Listing Obligations & Disclosure Requirements) Regulations, 2015, as amended, have been reviewed by the Audit Committee and approved by the Board of Directors at their meetings held on February 13, 2023. The financial results are in accordance with the recognition and measurement principles of Ind-AS 34- Interim Financial Reporting of Indian Accounting Standards (Ind-AS) as prescribed under section 133 of the Companies Act, 2013 read with the relevant rules thereunder. The unaudited financial results have been subjected to a limited review by the statutory auditors of the Company who have issued an unmodified conclusion in their review report.
- 2 During the nine months ended December 2022, the Company has issued 53,944 equity shares of Re. 1 each to eligible employees of the Company against the exercise of options given under Employees Stock Grant Scheme 2011 for an aggregate value of Rs. 0.006 crore.
- 3 During the nine months ended December 2022, under the Employee Stock Grant Scheme 2011, the Company has granted 70,305 stock grants to eligible employees of the Company. Upon vesting, as per the Scheme, equivalent number of equity shares of nominal value of Re. 1 each in the Company shall be issued to the eligible employees on exercising their grants.
- 4 Tax expense includes provision for current income tax, tax expense for previous periods, minimum alternate tax (based on estimated average effective annual income tax rate, considering tax allowances) and deferred tax charge / (credit). The current tax expense in the consolidated financial results includes prior period tax adjustments for quarter and nine months ended December 31, 2022 Rs. 0.10 crore and for year ended March 31, 2022 Rs. 4.88 crore.
- 5 The National Company Law Tribunal at Mumbai Bench has, vide order dated April 11 2022, and filed with the Registrar of Companies (RoC) on April 27, 2022 sanctioned a Scheme of Arrangement (The Scheme') of Ceeer Lifespaces Private Limited (CLPL) (Wholly Owned Subsidiary of Godrej Properties Limited with effect from April 01, 2020) with Godrej Properties Limited (subsidiary of the Company). The effective date of the Scheme is April 01, 2020. In accordance with the requirements of Para 9(iii) of Appendix C of Ind AS 103 -Business Combinations, the unaudited consolidated financial results of the Group in respect of prior periods have been restated from effective date. Increase/ (Decrease) in previous period published numbers are as below:

Particulars	(Amounts in Rs. Crore)	
	Quarter Ended 31-Dec-21	Nine Months Ended 31-Dec-21
Tax expense charge	(0.07)	(0.11)
Profit after tax for the period / year attributable to		
a) Owners of the Company	0.03	0.05
b) Non-Controlling Interest	0.04	0.06
Net Worth	0.17	0.17
Non-Controlling Interest	0.18	0.18

- 6 The National Green Tribunal, Principal Bench, New Delhi ("the NGT") has on July 30, 2021 pronounced an order ("Order") against, inter alia, Godrej Properties Limited (a subsidiary Company) and its joint venture company viz Wonder Projects Development Private Limited ("WPDPL") in respect of matter challenging the environmental clearance granted in relation to project being developed by WPDPL in Bengaluru. WPDPL has challenged the said order before the Hon'ble Supreme Court. The Supreme Court has on August 26, 2021 directed the parties to maintain status quo. The matter before the Supreme Court is pending consideration and the subsidiary Company is confident of the merits and compliances in the said case.



Notes :

- 7 During the previous year ended March 31, 2022 the Company had reassessed the future economic benefits from certain plant and machinery and considering expected usage and market conditions it had recorded an exceptional expense of Rs. 66.57 crore for year the ended March 31, 2022 and Rs. 49.04 crore for the quarter and nine months ended December 31, 2021 to write down the Property, Plant and Equipment to estimated recoverable amount.
- 8 Exceptional item for the previous year ended March 31, 2022 in consolidated financial results includes non-recurring expense of Rs. 17.28 crore recognised by one of the Subsidiary Company Creamline Dairy Products Limited on account of GST liability arising out of classification issue of flavoured milk, being faced by the dairy sector.
- 9 Other income in the consolidated financial results for the quarter and nine months ended December 31, 2022 includes profit of Rs. 70.81 crore on sale of land by Godrej Agrovet Limited (a subsidiary company) and for year ended March 31, 2022 Rs. 42.08 crore of contingent consideration (including interest) received by Godrej Agrovet Limited (a subsidiary company) in relation to a past business acquisition.
- 10 The Company had received a notice from a Lessor demanding differential rent amounting to Rs. 151.98 crores upto December 31, 2022, for certain plots of land situated at Wadala. The Company has filed detailed replies denying any liability to pay such differential lease rental. Management has obtained legal advice, basis which, the Company believes that it has a very strong case and accordingly, no provision for the same has been made in these financial results but has been considered as a contingent liability.
- 11 Pursuant to SEBI Circular no. SEBI/HO/DDHS/P/CIR/2021/613 dated August 10, 2021 read with Circular no. SEBI/HO/DDHS/DDHS_Div1/P/CIR/2022/0000000103 dated July 29, 2022, the Company and its subsidiary(ies) have listed Commercial Papers and listed Unsecured Non convertible debentures on concerned Stock Exchange(s).
- 12 Formulae used for Calculation of Key Ratios and Financial indicators:
- Debt Equity Ratio (Gross) = Total Debt / Equity
- Debt Equity Ratio (Net) = DEBT [Borrowings (excluding Lease Liabilities accounted as per Ind AS 116) - Cash and Bank Balance (includes FD) - Liquid Investments] / Equity
- Debt Service Coverage Ratio = EBITDA / (Interest Expense + Repayment of Long Term Borrowings during the period (netted off to the extent of Long term Loans availed during the same period for the repayments))
- Interest Service Coverage Ratio = EBITDA / Interest Expense
- EBITDA = Net Profit/(Loss) Before Tax + Interest Expense + Depreciation and Amortisation Expenses+Loss/(Profit) (net) on sale of Property, Plant and Equipment
- Current Ratio = Current Assets/Current Liabilities
- Long term Debt to Working Capital = Non Current Borrowing / (Current assets-Current Liabilities)
- Bad Debts to Accounts Receivable Ratio = Bad Debts/Accounts Receivable
- Current Liability Ratio = Current Liabilities /Total Liabilities
- Total Debt to Total Assets = (Non Current Borrowing+Current Borrowing)/Total Assets
- Debtors Turnover = Revenue from Operations / Average Trade Receivable
- Inventory Turnover = (Cost of Materials Consumed + Purchases of Stock in Trade + Changes in Inventories of Finished Goods, Stock in Trade and Work in Progress) / Average Inventory
- Operating profit ratio = (Earnings before exceptional item, interest, taxes, depreciation, amortization expenses less Other Income/ Revenue from operations)
- Net Profit Margin = Profit/(Loss) for the period/ Revenue from Operations
- Net Worth= As defined in sub-section (57) of section 2 of the Companies Act, 2013.



13 Consolidated Segmental Information

(Amounts in Rs. Crore)

Sr. No.	Particulars	Quarter Ended			Nine Months Ended		Year Ended
		31-Dec-22	30-Sep-22	31-Dec-21	31-Dec-22	31-Dec-21	31-Mar-22
		Unaudited	Unaudited	Unaudited Restated (refer note 5)	Unaudited	Unaudited Restated (refer note 5)	Audited
1	Segment Revenue						
	Chemicals	1,097.63	1,219.06	886.21	3,316.28	2,254.58	3,056.98
	Animal Feeds	1,272.43	1,220.33	1,109.86	3,738.65	3,245.29	4,350.23
	Veg Oils	505.70	533.58	640.00	1,653.83	1,750.56	2,139.55
	Estate and Property Development	422.95	389.40	485.20	1,260.58	1,115.22	2,656.69
	Finance and Investments	102.37	215.65	31.17	381.71	171.85	221.86
	Dairy	347.80	360.84	287.68	1,102.07	838.31	1,175.00
	Crop Protection	215.71	370.37	218.74	954.17	844.55	1,197.37
	Others	370.79	244.78	220.92	894.54	642.97	903.32
	Total	4,335.38	4,554.01	3,879.78	13,301.83	10,863.33	15,701.00
	Less : Inter Segment Revenue	176.64	278.09	145.24	624.71	526.04	636.33
	Total	4,158.74	4,275.92	3,734.54	12,677.12	10,337.29	15,064.67
2	Segment Results (Profit / (Loss) Before Interest and Tax)						
	Chemicals	223.89	160.63	137.89	561.88	251.62	334.39
	Animal Feeds	60.18	51.59	53.06	138.75	177.62	239.70
	Veg Oils	84.05	68.75	99.88	241.59	216.04	251.15
	Estate and Property Development	190.52	117.86	181.80	475.42	437.41	884.01
	Finance and Investments	5.52	1.17	(11.72)	(3.95)	(4.29)	(2.13)
	Dairy	(13.63)	(11.79)	(7.69)	(35.56)	(21.65)	(24.57)
	Crop Protection	8.59	58.89	15.48	112.26	150.47	233.89
	Others	12.81	(11.16)	(11.36)	21.45	(8.42)	(0.36)
	Total	571.93	435.94	457.33	1,511.84	1,198.80	1,916.08
	Less : Interest expense (excludes financial services business)	196.09	185.44	156.98	542.82	434.86	594.59
	Less : Other Unallocable Expenses (net)	12.20	74.06	75.84	154.04	207.78	240.23
	Profit Before Exceptional Items, Share of Profit of Equity Accounted Investees and Tax	363.64	176.44	224.51	814.98	556.16	1,081.26
	Less : Exceptional Items - (net) (refer note 7 and 8)						
	Chemicals	-	-	49.04	-	49.04	66.57
	Dairy	-	-	17.28	-	17.28	17.28
	Profit Before Share of Profit of Equity Accounted Investees and Tax	363.64	176.44	158.19	814.98	489.84	997.41
3	Segment Assets						
	Chemicals	2,283.27	2,322.00	1,935.94	2,283.27	1,935.94	1,952.81
	Animal Feeds	1,561.15	1,622.43	1,448.41	1,561.15	1,448.41	1,778.35
	Veg Oils	679.80	732.47	619.90	679.80	619.90	584.87
	Estate and Property Development	22,091.65	19,777.07	18,131.30	22,091.65	18,131.30	18,543.58
	Finance and Investments	9,880.56	8,657.52	6,650.71	9,880.56	6,650.71	7,527.85
	Dairy	773.51	744.50	843.11	773.51	843.11	818.61
	Crop Protection	1,612.73	1,679.07	1,702.64	1,612.73	1,702.64	1,775.64
	Others	631.97	630.54	574.77	631.97	574.77	584.35
	Unallocated	497.20	615.59	489.30	497.20	489.30	475.14
	Total	40,011.84	36,781.19	32,396.08	40,011.84	32,396.08	34,041.20
4	Segment Liabilities						
	Chemicals	855.89	910.97	842.05	855.89	842.05	815.40
	Animal Feeds	449.00	316.43	349.65	449.00	349.65	412.34
	Veg Oils	74.67	126.12	71.33	74.67	71.33	78.16
	Estate and Property Development	12,562.04	10,295.06	9,010.26	12,562.04	9,010.26	9,175.34
	Finance and Investments	3,379.99	2,535.43	845.91	3,379.99	845.91	1,674.17
	Dairy	384.02	342.76	417.38	384.02	417.38	397.04
	Crop Protection	784.35	760.62	695.96	784.35	695.96	750.86
	Others	274.22	293.22	260.91	274.22	260.91	243.61
	Unallocated	7,481.96	7,866.72	7,280.57	7,481.96	7,280.57	7,413.25
	Total	26,246.14	23,447.33	19,774.02	26,246.14	19,774.02	20,960.17



Notes to Consolidated Segmental Information :

- Unallocable expenditure includes general and administrative expenses and other expenses incurred on common services at the corporate level and relate to the Group as a whole.
- Others includes seeds business, poultry, cattle breeding, energy generation through windmills.
- Segment Revenue Reconciliation in terms of the measure reported to the Chief Operating Decision Maker:

(Amounts in Rs. Crore)

Sr. No.	Particulars	Quarter Ended			Nine Months Ended		Year Ended
		31-Dec-22	30-Sep-22	31-Dec-21	31-Dec-22	31-Dec-21	31-Mar-22
		Unaudited	Unaudited	Unaudited Restated (refer note 5)	Unaudited	Unaudited Restated (refer note 5)	Audited
1	Revenue from Operations	3,842.55	4,021.04	3,514.61	11,888.14	9,685.28	14,130.15
2	Other Income	316.19	254.88	219.93	788.98	652.01	934.52
	Total Segment Revenue	4,158.74	4,275.92	3,734.54	12,677.12	10,337.29	15,064.67

- In view of acquisitions and changes in the Company's / Group's shareholdings during the period/year in some of the subsidiaries, joint ventures and associates, the consolidated results for the period/year are not strictly comparable with those of the previous periods/year.
- The Company is in compliance with the requirements of the Chapter XII of SEBI operational circular dated August 10, 2021 (updated as on April 13, 2022) applicable to Large Corporate Borrowers.
- The figures for the previous year/periods have been re-grouped/re-classified wherever necessary, to conform to current period's presentation.

Place: Mumbai
Date : February 13, 2023



By Order of the Board
For Godrej Industries Limited
N. B. Godrej
N. B. Godrej
Chairman & Managing Director
DIN: 00066195

KALYANIWALLA & MISTRY LLP

CHARTERED ACCOUNTANTS

Independent Auditor's Review Report on the Quarterly and Year to Date Unaudited Standalone Financial Results of Godrej Industries Limited pursuant to Regulation 33 and Regulation 52 read with Regulation 63 of Securities and Exchange Board of India (SEBI) (Listing Obligations and Disclosure Requirements) Regulations, 2015, as amended.

**Review Report to
The Board of Directors,
Godrej Industries Limited**

1. We have reviewed the accompanying statement of unaudited standalone financial results of **Godrej Industries Limited** ("the Company") for the quarter ended December 31, 2022 and the year to date results for the period from April 01, 2022 to December 31, 2022, together with the notes thereon ("the Statement") attached herewith. The Statement is being submitted by the Company pursuant to the requirements of Regulation 33 and Regulation 52 read with Regulation 63 of the Securities and Exchange Board of India (Listing Obligations and Disclosure Requirements) Regulations, 2015, as amended ("the Listing Regulations") (initialled by us for identification).
2. The Statement, which is the responsibility of the Company's Management has been reviewed by the Audit Committee and approved by the Company's Board of Directors at their respective meetings held on February 13, 2023. The Statement has been prepared in accordance with the recognition and measurement principles laid down in Indian Accounting Standard 34 'Interim Financial Reporting' ("Ind AS 34"), prescribed under Section 133 of the Companies Act, 2013, ("the Act") read with the relevant Rules issued thereunder, as applicable and other accounting principles generally accepted in India and is in compliance with the presentation and disclosure requirements of Regulation 33 and Regulation 52 read with Regulation 63 of the Listing Regulations. Our responsibility is to express a conclusion on the Statement based on our review.
3. We conducted our review of the Statement in accordance with the Standard on Review Engagements (SRE) 2410 "Review of Interim Financial Information Performed by the Independent Auditor of the Entity", issued by the Institute of Chartered Accountants of India. This Standard requires that we plan and perform the review to obtain moderate assurance as to whether the Statement is free of material misstatement. A review is limited primarily to inquiries of Company personnel and analytical procedures applied to financial data and thus provides less assurance than an audit. We have not performed an audit and accordingly, we do not express an audit opinion.
4. Based on our review conducted as stated above, nothing has come to our attention that causes us to believe that the accompanying Statement prepared in accordance with the applicable accounting standards and other recognized accounting practices and policies has not disclosed the information required to be disclosed in terms of Regulation 33 and Regulation 52 read with Regulation 63 of the Listing Regulations, including the manner in which it is to be disclosed, or that it contains any material misstatement.




LLP IN : AAH - 3437

REGISTERED OFFICE : ESPLANE HOUSE, 29, HAZARIMAL SOMANI MARG, FORT, MUMBAI 400 001
TEL.: (91) (22) 6158 6200, 6158 7200 FAX: (91) (22) 6158 6275

5. Attention is drawn to the fact that the comparative financial information of the Company for the quarter ended June 30, 2022 and for the periods upto the year ended March 31, 2022, included in the Statement have been reviewed / audited by the predecessor auditor. The reports of the predecessor auditor on comparative financial information referred to in this paragraph, expressed an unmodified conclusion/ opinion, which have been furnished to us and have been relied upon by us for the purpose of our review of the Statement.

Our conclusion on the Statement is not modified in respect of the above matter.

For KALYANIWALLA & MISTRY LLP
CHARTERED ACCOUNTANTS
Firm Reg. No. 104607W/W100166


Jyotsna K. Udwadia

Partner

Membership No.: 124658

UDIN: 23124658BGXLJL5900

Mumbai, February 13, 2023



KALYANIWALLA & MISTRY LLP

CHARTERED ACCOUNTANTS

Independent Auditor's Review Report on the Quarterly and Year to Date Unaudited Consolidated Financial Results of Godrej Industries Limited pursuant to Regulation 33 and Regulation 52 read with Regulation 63 of Securities and Exchange Board of India (SEBI) (Listing Obligations and Disclosure Requirements) Regulations, 2015, as amended.

**Review Report to
The Board of Directors,
Godrej Industries Limited**

1. We have reviewed the accompanying statement of unaudited consolidated financial results of **Godrej Industries Limited** ("the Parent") and its subsidiaries (the Parent and its subsidiaries together referred to as "the Group") and its share of the net profit/(loss) after tax and total comprehensive income / loss of its associates and joint ventures for the quarter ended December 31, 2022 and the year to date results for the period from April 01, 2022 to December 31, 2022, together with the notes thereon, ("the Statement"), attached herewith. The Statement is being submitted by the Parent pursuant to Regulation 33 and Regulation 52 read with Regulation 63 of the Securities and Exchange Board of India (Listing Obligations and Disclosure Requirements) Regulations, 2015, as amended ("the Listing Regulations") (initialled by us for identification).
2. The Statement, which is the responsibility of the Parent's Management has been reviewed by the Parent's Audit Committee and approved by the Parent's Board of Directors at their respective meetings held on February 13, 2023. The Statement has been prepared in accordance with the recognition and measurement principles laid down in Indian Accounting Standard 34 "Interim Financial Reporting" ("Ind AS 34"), prescribed under Section 133 of the Companies Act, 2013, ("the Act") read with relevant Rules issued thereunder, as applicable and other accounting principles generally accepted in India and is in compliance with the presentation and disclosure requirements of Regulation 33 and Regulation 52 read with Regulation 63 of the Listing Regulations. Our responsibility is to express a conclusion on the Statement based on our review.
3. We conducted our review of the Statement in accordance with the Standard on Review Engagements (SREs) 2410 "Review of Interim Financial Information Performed by the Independent Auditor of the Entity", issued by the Institute of Chartered Accountants of India. This Standard requires that we plan and perform the review to obtain moderate assurance as to whether the statement is free of material misstatement. A review of interim financial information consists of making inquiries, primarily of persons responsible for financial and accounting matters, and applying analytical and other review procedures. A review is substantially less in scope than an audit conducted in accordance with Standards on Auditing and consequently does not enable us to obtain assurance that we would become aware of all significant matters that might be identified in an audit. Accordingly, we do not express an audit opinion.

We also performed procedures in accordance with the circular issued by the Securities and Exchange Board of India under Regulation 33 (8) of the SEBI (Listing Obligations and Disclosure Requirements) Regulations, 2015, as amended, to the extent applicable.



LLP IN : AAH - 3437

REGISTERED OFFICE : ESPLANADE HOUSE, 29, HAZARIMAL SOMANI MARG, FORT, MUMBAI 400 001
TEL.: (91) (22) 6158 6200, 6158 7200 FAX: (91) (22) 6158 6275

4. The Statement includes financial results of the entities mentioned in Annexure I to the Statement.
5. Based on our review conducted and procedures performed as stated in paragraph 3 above and based on the consideration of the review report of the other auditors referred to in paragraph 6 below, nothing has come to our attention that causes us to believe that the accompanying Statement, prepared in accordance with the recognition and measurement principles laid down in the aforesaid Ind AS and other recognized accounting practices and policies, has not disclosed the information required to be disclosed in terms of Regulation 33 and Regulation 52 read with Regulation 63 of the Listing Regulations, including the manner in which it is to be disclosed, or that it contains any material misstatement.
6. We did not review the interim financial results of forty-two subsidiaries included in the Statement, whose interim financial results reflect total revenues of Rs. 2,922.07 crore (before consolidation adjustments), and Rs. 8,986.25 crore (before consolidation adjustments) for the quarter and nine months ended December 31, 2022, respectively, total net profit after tax of Rs. 192.13 crore (before consolidation adjustments) and Rs. 513.90 crore (before consolidation adjustments) for the quarter and nine months ended December 31, 2022, respectively, total comprehensive income of Rs. 191.51 crore (before consolidation adjustments) and Rs. 511.19 crore (before consolidation adjustments) for the quarter and nine months ended December 31, 2022, respectively, as considered in the Statement. The unaudited consolidated financial results also includes the Group's share of net profit after tax of Rs. 88.79 crore (before consolidation adjustments) and Rs. 188.53 crore (before consolidation adjustments) and total comprehensive income of Rs. 123.08 crore (before consolidation adjustments) and Rs. 323.28 crore (before consolidation adjustments) for the quarter and nine months ended December 31, 2022, respectively, as considered in the Statement, in respect of one associate and forty joint ventures, whose interim financial results have not been reviewed by us. These interim financial results have been reviewed by other auditors whose limited review reports have been furnished to us by the Parent's Management, and our conclusion on the consolidated financial results, in so far as it relates to the amounts and disclosures included in respect of these subsidiaries, associate and joint ventures, is based solely on the reports of such other auditors and the procedures performed by us as stated in paragraph 3 above.

Our conclusion on the Statement is not modified in respect of the above matter.

7. We did not review the interim financial results of four subsidiaries included in the Statement, whose interim financial results reflect total revenues of Rs. 5.86 crore (before consolidation adjustments) and Rs. 14.23 crore (before consolidation adjustments), for the quarter and nine months ended December 31, 2022, respectively, total net (loss) after tax of Rs. (0.73) crore (before consolidation adjustments) and Rs. (3.76) crore (before consolidation adjustments) for the quarter and nine months ended December 31, 2022 respectively, total comprehensive loss of Rs. (0.73) crore (before consolidation adjustments) and Rs. (3.76) crore (before consolidation adjustments) for the quarter and nine months ended December 31, 2022, respectively, as considered in the Statement. The unaudited consolidated financial results also includes the Group's share of net profit / (loss) after tax of Rs. 7.88 crore (before consolidation adjustments) and Rs. (1.67) crore (before consolidation adjustments) and total comprehensive income / (loss) of Rs. 7.88 crore (before consolidation adjustments) and Rs. (1.67) crore (before consolidation adjustments), for the quarter and nine months ended December 31, 2022, respectively, as considered in the Statement, in respect of one associate and four joint ventures, whose interim financial results have not been reviewed by us. These interim financial results



have been certified and furnished to us by the Parent's Management, and our conclusion on the Statement, in so far as it relates to the amounts and disclosures included in respect of these subsidiaries, associate and joint ventures and to the extent, has been derived from such management certified financial results. According to the information and explanations given to us by the Parent's Management, these interim financial results are not material to the Group.

Our conclusion on the Statement is not modified in respect of the above matter.

8. Attention is drawn to the fact that the comparative financial information of the Group for the quarter ended June 30, 2022 and for the periods upto the year ended March 31, 2022, included in the Statement have been reviewed / audited by the predecessor auditor. The reports of the predecessor auditor on comparative financial information referred to in this paragraph, expressed an unmodified conclusion / opinion, which have been furnished to us and have been relied upon by us for the purpose of our review of the Statement.

Our conclusion on the Statement is not modified in respect of the above matter.

For KALYANIWALLA & MISTRY LLP

CHARTERED ACCOUNTANTS

Firm Reg. No. 104607W / W100166



Jyotish K. Udwadia

Partner

Membership No.: 124658

UDIN: 23124658BGXLJM1497

Mumbai, February 13, 2023



Annexure I

List of entities included in unaudited consolidated financial results as referred to in paragraph 4 of our Review Report

1. Godrej Industries Limited (the Parent Company)

2. Godrej Agrovet Limited (Subsidiary)

Subsidiary

- 2.1 Godvet Agrochem Limited
- 2.2 Astec Lifesciences Limited (including its following subsidiaries)
 - 2.2.1 Behram Chemicals Private Limited
 - 2.2.2 Comercializadora Agricola Agroastrachem Cia Ltda
- 2.3 Creamline Dairy Products Limited
- 2.4 Godrej Tyson Foods Limited
- 2.5 Godrej Maxximilk Private Limited

Joint Ventures

- 2.6 ACI Godrej Agrovet Private Limited
- 2.7 Omnivore India Capital Trust

Associate

- 2.8 Alrahba International Trading LLC

3. Godrej Properties limited (Subsidiary)

Subsidiary

- 3.1 Godrej Projects Development Limited
- 3.2 Godrej Garden City Properties Private Limited
- 3.3 Godrej Hillside Properties Private Limited
- 3.4 Godrej Home Developers Private limited
- 3.5 Godrej Prakriti Facilities Private Limited
- 3.6 Prakritiplaza Facilities Management Private Limited
- 3.7 Godrej Highrises Properties Private Limited
- 3.8 Godrej Genesis Facilities Management Private Limited
- 3.9 Citystar Infra Projects Limited
- 3.10 Godrej Highrises Realty LLP
- 3.11 Godrej Residency Private Limited
- 3.12 Godrej Skyview LLP
- 3.13 Godrej Green Properties LLP
- 3.14 Godrej Projects (Soma) LLP
- 3.15 Godrej Athenmark LLP
- 3.16 Godrej Properties Worldwide Inc, USA
- 3.17 Godrej Project Developers & Properties LLP
- 3.18 Godrej City Facilities Management LLP
- 3.19 Godrej Florentine LLP
- 3.20 Godrej Olympia LLP
- 3.21 Ashank Realty Management LLP
- 3.22 Ashank Facility Management LLP
- 3.23 Godrej Green Woods Private Limited
- 3.24 Godrej Precast Construction Private Limited
- 3.25 Godrej Realty Private limited
- 3.26 Godrej Construction Projects LLP
- 3.27 Godrej Living Private Limited



- 3.28 Ashank Land and Building Private Limited (w. e. f. 19 May 2022)
- 3.29 Oasis Landmark LLP
- 3.30 Godrej Reserve LLP (w.e.f October 01, 2022)

Joint Venture

- 3.31 Embellish Houses LLP
- 3.32 Godrej Odyssey LLP
- 3.33 Godrej Property Developers LLP
- 3.34 Mosiac Landmarks LLP
- 3.35 Godrej Redevelopers (Mumbai) Private Limited
- 3.36 Dream World Landmarks LLP
- 3.37 Wonder City Buildcon Private Limited
- 3.38 Yerwada Developers Private Limited
- 3.39 Oxford Realty LLP
- 3.40 Caroa Properties LLP
- 3.41 M S Ramaiah Ventures LLP
- 3.42 Godrej Macbricks Private Limited
- 3.43 Suncity Infrastructure (Mumbai) LLP
- 3.44 Godrej Skyline Developers Private Limited
- 3.45 Godrej Highview LLP
- 3.46 Godrej Greenview Housing Private Limited
- 3.47 Godrej Housing Projects LLP
- 3.48 Godrej Amitis Developers LLP
- 3.49 Wonder Projects Development Private Limited
- 3.50 AR Landcraft LLP
- 3.51 Godrej Real View Developers Private Limited
- 3.52 Pearlite Real Properties Private Limited
- 3.53 Maan- Hinje Township Developers LLP
- 3.54 Manjari Housing Projects LLP
- 3.55 Godrej SSPDL Green Acres LLP
- 3.56 Prakhhyat Dwellings LLP
- 3.57 Roseberry Estate LLP
- 3.58 Godrej Project North Star LLP
- 3.59 Godrej Developers & Properties LLP
- 3.60 Godrej Irismark LLP
- 3.61 Godrej Reserve LLP (upto September 30, 2022)
- 3.62 Godrej Green Homes Private Limited
- 3.63 Godrej Home Constructions Private Limited
- 3.64 Manyata Industrial Parks LLP
- 3.65 Mahalunge Township Developers LLP
- 3.66 Munjal Hospitality Private Limited
- 3.67 Godrej Vestamark LLP
- 3.68 Yujya Developers Private Limited
- 3.69 Universal Metro Properties LLP
- 3.70 Madhuvan Enterprises Private Limited
- 3.71 Vivrut Developers Private Limited
- 3.72 Vagishwari Land Developers Private Limited
- 3.73 Godrej Projects North LLP

4. Godrej Capital Limited (Formerly known as Pyxis Holdings Limited) (Subsidiary)

Subsidiary

- 4.1 Godrej Finance Limited (formerly known as Ensemble Holdings & Finance Limited)
- 4.2 Godrej Housing Finance Limited (w.e.f. 24 August 2021)
- 4.3 Pyxis Employee Stock Option Trust



5. Godrej International Limited (Subsidiary)

6. Godrej International Trading & Investments Pte Limited (Subsidiary)

7. Godrej One Premises Management Private Limited (Subsidiary)

8. Godrej Industries Limited Employee Stock Option Trust (Subsidiary)

Associate

9. Godrej Consumer Products Limited and its stepdown subsidiaries



Godrej Industries Limited
Regd. Office: Godrej One,
Pirojshanagar,
Eastern Express Highway,
Vikhroli (E), Mumbai 400079. India.
Tel.: 91-22-2518 8010/8020/8030
Fax: 91-22-2518 8068/8063/8074
Website: www.godrejindustries.com

CIN: L24241MH1988PLC097781

Annexure (viii)
April 20, 2023

To
National Stock Exchange of India Limited
Exchange Plaza, Bandra Kurla Complex,
Bandra (East), Mumbai-400 051

Ref: "GODREJIND"

Sub.: Certificate confirming Disclosure Document containing all relevant disclosures

Ref.: Disclosure Document dated April 20, 2023 for Commercial Papers listing (ISIN: INE233A14YP0)

Dear Sir / Madam,

We, Godrej Industries Limited ("**the Company**"), hereby confirm that the Disclosure Document being submitted by the Company on the NSE listing Portal (NEAPS platform) on April 20, 2023 for listing of Commercial Paper bearing serial number 8/2023-2024 (ISIN: INE233A14YP0) contains all the disclosures as prescribed under the Securities and Exchange Board of India (Issue and Listing of Non-Convertible Securities) Regulations, 2021 and SEBI Operational Circular for issue and listing of Non-convertible Securities, Securitised Debt Instruments, Security Receipts, Municipal Debt Securities and Commercial Paper dated August 10, 2021 and December 17, 2021 (to the extent modified), as amended from time to time.

Kindly take the above confirmation on your records.

Thanking you,
Yours sincerely,

For **Godrej Industries Limited**



Tejal Jariwala
Company Secretary & Compliance Officer

