

## **BAHADUR CHAND INVESTMENTS PRIVATE LIMITED**

Regd. Office: The Grand Plaza, Plot No. 2, Nelson Mandela Road, Vasant Kunj – Phase – II, New Delhi –110 070  
Correspondence Address: 37, Community Center, Basant Lok, Vasant Vihar, New Delhi – 110 057  
Phone: 011 – 47619310; Fax: 011 – 26152453; Website: [www.bahadurchandinvestments.com](http://www.bahadurchandinvestments.com)  
e-mail: info.bcipl@gmail.com; CIN: U65921DL1979PTC331322; PAN: AAACB6706F

### **Chapter – XVII – Listing of Commercial Papers**

#### **(Pursuant to the Operational Circular SEBI/HO/DDHS/P/CIR/2021/613 dated August 10, 2021)**

#### ***1. Issuer details:***

##### **1.1. Details of the issuer:**

##### **(i) Name, Address, CIN and PAN -**

Name : Bahadur Chand Investments Private Limited  
Registered Office of Issuer : The Grand Plaza, Plot No. 2, Nelson Mandela Road, Vasant Kunj – Phase – II, New Delhi –110 070  
Corporate Office of Issuer : 37, Community Centre, Basant Lok, Vasant Vihar, New Delhi 110 057  
Compliance Officer of Issuer : Saloni Agarwal  
PAN : AAACB6706F  
CFO of the Issuer : N.A  
Corporate Identification Number : U65921DL1979PTC331322  
Contact No. : 011-47619310  
Website : [www.bahadurchandinvestments.com](http://www.bahadurchandinvestments.com)

##### **(ii) Line of business: **Non-Banking Finance Company – Core Investment Company****

##### **(iii) Chief Executive (Managing Director / President/ CEO / CFO): Mrs. Renu Munjal**

##### **(iv) Group affiliation (if any). – **Shri B.M. Munjal-Hero Group****

##### **1.2. Details of the directors:**

<b>Name and Designation</b>	<b>DIN</b>	<b>Age</b>	<b>Address</b>	<b>Director since</b>	<b>List of other directorships</b>
Mrs Renu Munjal (Director)	00012870	66	B-109, Greater Kailash - 1, New Delhi-110048	20-05-2010	<b>Attached as Exhibit-I</b>
Mr. Pawan Munjal (Director)	00004223	67	N-87, near Panchsheel Club, Panchsheel Park, South	20-05-2010	<b>Attached as Exhibit-I</b>

**BAHADUR CHAND INVESTMENTS PRIVATE LIMITED**

Regd. Office: The Grand Plaza, Plot No. 2, Nelson Mandela Road, Vasant Kunj – Phase – II, New Delhi –110 070

Correspondence Address: 37, Community Center, Basant Lok, Vasant Vihar, New Delhi – 110 057

Phone: 011 – 47619310; Fax: 011 – 26152453; Website: [www.bahadurchandinvestments.com](http://www.bahadurchandinvestments.com)

e-mail: info.bcipl@gmail.com; CIN: U65921DL1979PTC331322; PAN: AAACB6706F

			Delhi-110017		
Mr. Suman Kant Munjal (Director)	00002803	68	K-5 Lane, W 12 Western Avenue, Sainik Farms, Delhi - 110062	20-05-2010	<b>Attached as Exhibit-I</b>
Mr. Suresh Shetty (Independent Director)	00316830	74	House No. 35, Ranjit Singh Block, Aisan Games Village, Andrewsganj, Delhi - 110049	31-08-2022	<b>Attached as Exhibit-I</b>

1.3. Details of change in directors in last three financial years including any change in the current year:

<b>Name and Designation and DIN</b>	<b>Date of Appointment / Resignation</b>	<b>Date of Cessation (in case of resignation)</b>	<b>Remarks (viz. reasons for change etc.)</b>
Mr. Suresh Shetty (Independent Director)	31-08-2022	N.A	Appointed as an Independent Director

1.4. List of top 10 holders of equity shares of the Company as on date or the latest quarter end i.e. December 31, 2022

<b>Sr. No</b>	<b>Name and Category of shareholder</b>	<b>Total no. of equity shares</b>	<b>No. of shares in Demat form<sup>#</sup></b>	<b>Total shareholding as % of total no. of equity shares</b>
1	Pawan Munjal (on behalf of BMOP)	5,318	4,931	31.17%
2	Suman Kant Munjal (on behalf of BMOP)	4,808	4,421	28.18%

## BAHADUR CHAND INVESTMENTS PRIVATE LIMITED

Regd. Office: The Grand Plaza, Plot No. 2, Nelson Mandela Road, Vasant Kunj – Phase – II, New Delhi –110 070

Correspondence Address: 37, Community Center, Basant Lok, Vasant Vihar, New Delhi – 110 057

Phone: 011 – 47619310; Fax: 011 – 26152453; Website: [www.bahadurchandinvestments.com](http://www.bahadurchandinvestments.com)

e-mail: info.bcipl@gmail.com; CIN: U65921DL1979PTC331322; PAN: AAACB6706F

3	Renu Munjal (on behalf of BMOP)	4,806	4,420	28.17%
4	Pawan Munjal, Renu Munjal and Suman Kant Munjal (on behalf of BMOP)	2,080	2,080	12.19%
5	Suman Kant Munjal	50	50	0.29%

*#Note: 387 shares, 387 shares and 386 shares held by Mr. Pawan Munjal, Mr. Suman Kant Munjal and Mrs. Renu Munjal respectively on behalf on M/s Brijmohan Lal Om Parkash, Partnership Firm are held in physical form.*

### 1.5. Details of the statutory auditor:

Name and address	Date of appointment	Remarks
M/s S.S.PERIWAL & CO. CHARTERED ACCOUNTANTS J-45, Basement, Vikaspuri Outer Ring Road, Pillar No. 9 New Delhi – 110018	November 11, 2021	-

### 1.6. Details of the change in statutory auditors in last three financial years including any change in the current year:

Name, address	Date of Appointment / Resignation	Date of Cessation (in case of resignation)	Remarks (viz. reasons for change etc.)
Vikas Ram & Associates Chartered Accountants 118, Raman Enclave Rishi Nagar, Ludhiana- 141001	September 29, 2017	November 11, 2021	-

## BAHADUR CHAND INVESTMENTS PRIVATE LIMITED

Regd. Office: The Grand Plaza, Plot No. 2, Nelson Mandela Road, Vasant Kunj – Phase – II, New Delhi –110 070

Correspondence Address: 37, Community Center, Basant Lok, Vasant Vihar, New Delhi – 110 057

Phone: 011 – 47619310; Fax: 011 – 26152453; Website: [www.bahadurchandinvestments.com](http://www.bahadurchandinvestments.com)

e-mail: info.bcipl@gmail.com; CIN: U65921DL1979PTC331322; PAN: AAACB6706F

### 1.7 List of top 10 debt securities holders (as on December 31, 2022):

Sr. No	Name of Holder	Category	Face Value (INR Crores)	Holding % of debt securities as a percentage of total debt securities outstanding of the issuer
1	ICICI Prudential MF	Mutual Fund	400	7.37%
2	Kotak MF	Mutual Fund	175	3.22%
3	Axis MF	Mutual Fund	75	1.38%
4	Standard Chartered	Foreign Portfolio Investor	875	16.12%
5	HSBC	Foreign Portfolio Investor	500	9.20%
6	Brijmohan Lal Om Parkash	Partnership Firm	3400	62.67%
Total			5425	100 %

\* Mutual Funds have invested through various schemes

### 1.8 List of top 10 CP holders as December 31, 2022:

S. No.	Name of CP holder	Category	Face value of CP holding	CP holding percentage as a percentage of total CP
			(INR Crores)	outstanding of the issuer
1	Nippon Life India Trustee Ltd./Nippon India Ultra	CP	50	4.08
2	Nippon Life India Trustee Ltd./Nippon India Money Market	CP	50	4.08
3	Nippon Life India Trustee Ltd./Nippon India Money Market	CP	100	8.16
4	Aditya Birla Sun Life Trustee	CP	100	8.16
5	Kotak Mahindra Trustee Co./Kotak Money Market	CP	100	8.16
6	HDFC Trustee Co.A/C-HDFC Money Market Fund	CP	200	16.32
7	Axis Mutual Fund Trustee Ltd./Axis Moneymarket	CP	50	4.08



## BAHADUR CHAND INVESTMENTS PRIVATE LIMITED

Regd. Office: The Grand Plaza, Plot No. 2, Nelson Mandela Road, Vasant Kunj – Phase – II, New Delhi –110 070  
Correspondence Address: 37, Community Center, Basant Lok, Vasant Vihar, New Delhi – 110 057  
Phone: 011 – 47619310; Fax: 011 – 26152453; Website: [www.bahadurchandinvestments.com](http://www.bahadurchandinvestments.com)  
e-mail: info.bcipl@gmail.com; CIN: U65921DL1979PTC331322; PAN: AAACB6706F

8	Axis Mutual Fund Trustee Ltd./Axis Ultrashot	CP	50	4.08
9	HDFC Trustee Co.Ltd./HDFC ULTRA SHORT TERM	CP	40	3.26
10	HDFC Trustee Co.Ltd./HDFC MONEY MARKET FUND	CP	85	6.93
11	Aditya Birla Sun Life Trustee/Aditya Birla Sunlife Money	CP	150	12.24
12	Nippon Life India Trustee/Nippon India Money Market	CP	100	8.16
13	Nippon Life India Trustee/Nippon India Ultra Short	CP	50	4.08
14	Kotak Mahindra Bank	CP	100	8.16
	<b>Total</b>		<b>1225</b>	<b>100.00%</b>

### **2. Material Information:**

2.1. Details of all default/s and/or delay in payments of interest and principal of CPs, (including technical delay), debt securities, term loans, external commercial borrowings and other financial indebtedness including corporate guarantee issued in the past 5 financial years including in the current financial year.

**N.A.**

2.2. Ongoing and/or outstanding material litigation and regulatory strictures, if any. - **N.A.**

2.3. Any material event/ development having implications on the financials/credit quality including any material regulatory proceedings against the Issuer/promoters, tax litigations resulting in material liabilities, corporate restructuring event which may affect the issue or the investor's decision to invest / continue to invest in the CP. –

**None**

### **3. Details of borrowings of the company, as on the latest quarter end i.e. December 31, 2022:**

3.1. Details of debt securities and CPs: -

#### **Non-Convertible Debentures as on December 31, 2022**

**BAHADUR CHAND INVESTMENTS PRIVATE LIMITED**

Regd. Office: The Grand Plaza, Plot No. 2, Nelson Mandela Road, Vasant Kunj – Phase – II, New Delhi –110 070

Correspondence Address: 37, Community Center, Basant Lok, Vasant Vihar, New Delhi – 110 057

Phone: 011 – 47619310; Fax: 011 – 26152453; Website: [www.bahadurchandinvestments.com](http://www.bahadurchandinvestments.com)

e-mail: info.bcipl@gmail.com; CIN: U65921DL1979PTC331322; PAN: AAACB6706F

S. No.	Debenture Series and ISIN	Tenor / Period of Maturity year	Coupon (%)	Amount (Rs. In Crores)	Date of Allotment	Redemption Date / Schedule	Credit Rating	Secured / Unsecured	Details of Security	Other details
1	Unsecured Zero Coupon Non-Convertible Redeemable Debentures ISIN - Nil	10	0.00 %	3400	March 29, 2017	March 29, 2027	N.A.	Unsecured	N.A.	-
2	9.34% Unsecured Listed Non-Convertible Redeemable Debentures ISIN - INE087M08076	3	9.34 %	500	Sep 09, 2020	Sep 24, 2023	[ICRA] AA	Unsecured	N.A.	
3	7.55% Unsecured Listed Non-Convertible Redeemable Debentures ISIN - INE087M08050	4	7.55 %	650	March 02, 2020	March 01, 2024	[ICRA] AA	Unsecured	N.A.	
4	9.95% Unsecured Listed Non-Convertible Redeemable Debentures ISIN - INE087M08068	4	9.95 %	875	March 09, 2020	March 08, 2024	[ICRA] AA	Unsecured	N.A.	-

**BAHADUR CHAND INVESTMENTS PRIVATE LIMITED**

Regd. Office: The Grand Plaza, Plot No. 2, Nelson Mandela Road, Vasant Kunj – Phase – II, New Delhi –110 070

Correspondence Address: 37, Community Center, Basant Lok, Vasant Vihar, New Delhi – 110 057

Phone: 011 – 47619310; Fax: 011 – 26152453; Website: [www.bahadurchandinvestments.com](http://www.bahadurchandinvestments.com)

e-mail: info.bcipl@gmail.com; CIN: U65921DL1979PTC331322; PAN: AAACB6706F

**Details of Commercial Paper as on December 31, 2022**

Se ri es	ISIN	Ten or/ peri od of mat urit y (in day s)	Coup on	Amou nt issued (in crores )	Date of allotme nt	Redempt ion date/ schedule	Credit rating	Secur ed/ Unsec ured	Secur ity	Other details viz. details of IPA, details of CRA
CP	INE087M14A L4	366	5.95%	100.00	2-Mar- 22	2-Mar-23	ICRA A1+, CARE A1+	Unsec ured	NA	CRA - CARE, ICRA
CP	INE087M14A Q3	242	7.40%	200.00	11-Jul- 22	9-Mar-23	ICRA A1+, CARE A1+	Unsec ured	NA	CRA - CARE, ICRA
CP	INE087M14A S9	363	7.90%	100.00	6-Jul-22	3-Jul-23	ICRA A1+, CARE A1+	Unsec ured	NA	CRA - CARE, ICRA
CP	INE087M14A S9	363	7.40%	100.00	6-Jul-22	3-Jul-23	ICRA A1+, CARE A1+	Unsec ured	NA	CRA - CARE, ICRA
CP	INE087M14A R1	365	7.90%	50.00	8-Jul-22	7-Jul-23	ICRA A1+, CARE A1+	Unsec ured	NA	CRA - CARE, ICRA
CP	INE087M14A R1	365	7.90%	50.00	8-Jul-22	7-Jul-23	ICRA A1+, CARE A1+	Unsec ured	NA	CRA - CARE, ICRA
CP	INE087M14A T7	327	8.15%	40.00	15-Sep- 22	7-Aug-23	ICRA A1+, CARE A1+	Unsec ured	NA	CRA - CARE, ICRA

## BAHADUR CHAND INVESTMENTS PRIVATE LIMITED

Regd. Office: The Grand Plaza, Plot No. 2, Nelson Mandela Road, Vasant Kunj – Phase – II, New Delhi –110 070

Correspondence Address: 37, Community Center, Basant Lok, Vasant Vihar, New Delhi – 110 057

Phone: 011 – 47619310; Fax: 011 – 26152453; Website: [www.bahadurchandinvestments.com](http://www.bahadurchandinvestments.com)

e-mail: info.bcipl@gmail.com; CIN: U65921DL1979PTC331322; PAN: AAACB6706F

CP	INE087M14AT7	327	8.15%	85.00	15-Sep-22	7-Aug-23	ICRA A1+, CARE A1+	Unsecured	NA	CRA - CARE, ICRA
CP	INE087M14AU5	356	8.20%	150.00	15-Sep-22	5-Sep-23	ICRA A1+, CARE A1+	Unsecured	NA	CRA - CARE, ICRA
CP	INE087M14AV3	366	8.20%	100.00	15-Sep-22	15-Sep-23	ICRA A1+, CARE A1+	Unsecured	NA	CRA - CARE, ICRA
CP	INE087M14AV3	366	8.20%	50.00	15-Sep-22	15-Sep-23	ICRA A1+, CARE A1+	Unsecured	NA	CRA - CARE, ICRA

3.2. Details of secured/ unsecured loan facilities/ bank fund based facilities/ rest of the borrowing, if any, including hybrid debt like foreign currency convertible bonds (FCCB), optionally convertible debentures / preference shares from banks or financial institutions or financial creditors, as on last quarter end: i.e. December 31, 2022

### Unsecured Loan

S. No.	Lender's Name	Nature of Facility	Amount Sanctioned (Rs. In Crores)	Principal Amount Outstanding (Rs. In Crores)	Repayment Date / Schedule
1	Standard Chartered Capital	Term Loan	135	135	Apr 28, 2025
2.	Citicorp Finance India Ltd.	Term Loan	150	150	May 26, 2023

## BAHADUR CHAND INVESTMENTS PRIVATE LIMITED

Regd. Office: The Grand Plaza, Plot No. 2, Nelson Mandela Road, Vasant Kunj – Phase – II, New Delhi –110 070

Correspondence Address: 37, Community Center, Basant Lok, Vasant Vihar, New Delhi – 110 057

Phone: 011 – 47619310; Fax: 011 – 26152453; Website: [www.bahadurchandinvestments.com](http://www.bahadurchandinvestments.com)

e-mail: info.bcipl@gmail.com; CIN: U65921DL1979PTC331322; PAN: AAACB6706F

3.	Axis Finance Limited	Term Loan	50	50	Payable 40% after 24 months and 60% of the principle amount of the facility to be repaid at the end of 3 year
4.	Axis Finance Limited	Term Loan	125	125	Payable 40% after 24 months and 60% of the principle amount of the facility to be repaid at the end of 3 year

3.3. The amount of corporate guarantee or letter of comfort issued by the issuer along with name of the counterparty (like name of the subsidiary, JV entity, group company, etc.) on behalf of whom it has been issued, contingent liability including debt service reserve account (DSRA) guarantees/ any put option etc.

N.A.

#### ***4. Issue Information:***

4.1. Details of current tranche including ISIN, amount, date of issue, maturity, all credit ratings including unaccepted ratings, date of rating, name of credit rating agency, its validity period, details of issuing and paying agent and other conditions, if any.

ISIN	Amount	Issue Date	Maturity	Current Credit Rating	Date of Rating	Name of CRA	Validity Period of Rating	IPA
INE087M14BB3	1,000,000,000	06-03-23	28-08-23	A1+ A1+	21-02-23 22-02-23	ICRA CARE	THROUGHOUT LIFE OF INSTRUMENTS	KOTAK MAHINDRA BANK LTD

We hereby declare that the rating is valid as at the date of issuance and listing, details of issuing and paying agent and other conditions.

4.2. CP borrowing limit, supporting board resolution for CP borrowing, details of CP issued during the last 15 months.

**Board Resolution dated March 07, 2018 for the amount of Rs 2500 Crores - Attached as Exhibit II**

**Details of CP issued during last 15 months – Attached as Exhibit III**

4.3. End-use of funds.

**To repay/ re-finance existing debt**

## **BAHADUR CHAND INVESTMENTS PRIVATE LIMITED**

Regd. Office: The Grand Plaza, Plot No. 2, Nelson Mandela Road, Vasant Kunj – Phase – II, New Delhi –110 070  
Correspondence Address: 37, Community Center, Basant Lok, Vasant Vihar, New Delhi – 110 057  
Phone: 011 – 47619310; Fax: 011 – 26152453; Website: [www.bahadurchandinvestments.com](http://www.bahadurchandinvestments.com)  
e-mail: info.bcipl@gmail.com; CIN: U65921DL1979PTC331322; PAN: AAACB6706F

### **4.4. Credit Support/enhancement (if any): NONE**

- (i) Details of instrument, amount, guarantor company: NIL
- (ii) Copy of the executed guarantee: NIL
- (iii) Net worth of the guarantor company: NIL
- (iv) Names of companies to which guarantor has issued similar guarantee: NIL
- (v) Extent of the guarantee offered by the guarantor company: NIL
- (vi) Conditions under which the guarantee will be invoked: NIL

4.5 Where an issue is made by an issuer who has been in existence for less than three years, a disclosure that the issue is open for subscription only to Qualified Institutional Buyers.

### **Not Applicable**

## **5 Financial Information:**

### **5.1.**

- a) Audited / Limited review half yearly consolidated (wherever available) and standalone financial information (Profit & Loss statement, Balance Sheet and Cash Flow statement) along with auditor qualifications, if any, for last three years along with latest available financial results, if the issuer has been in existence for a period of three years and above; or,
- b) Audited/ limited review half yearly consolidated (wherever available) and standalone financial information (Profit & Loss statement, Balance Sheet and Cash Flow statement) along with auditor qualifications, if any, pertaining to the years of existence, if the issuer has been in existence for less than three years. **Not Applicable**

### **For Audited financial statements – Exhibit 5.1**

5.2. Latest audited financials should not be older than six month from the date of application for listing.

5.3 Provided that listed issuers (who have already listed their specified securities and/or 'Non-convertible Debt Securities' (NCDs) and/or 'Non-Convertible Redeemable Preference Shares' (NCRPS)) who are in compliance with continuous listing conditions mentioned at paragraphs 7-10 below, may file unaudited financials with limited review for the stub period in the current financial year, subject to making necessary disclosures in this regard including risk factors.

### **Refer Limited Review Financials – Exhibit 5.2**

5.4 Latest available limited review quarterly financial results in case an issuer is not having any listed specified securities and is required to prepare such quarterly basis for consolidation of financial results of its holding company, under the requirement of any applicable law(s). Not Applicable

## **BAHADUR CHAND INVESTMENTS PRIVATE LIMITED**

Regd. Office: The Grand Plaza, Plot No. 2, Nelson Mandela Road, Vasant Kunj – Phase – II, New Delhi –110 070

Correspondence Address: 37, Community Center, Basant Lok, Vasant Vihar, New Delhi – 110 057

Phone: 011 – 47619310; Fax: 011 – 26152453; Website: [www.bahadurchandinvestments.com](http://www.bahadurchandinvestments.com)

e-mail: info.bcipl@gmail.com; CIN: U65921DL1979PTC331322; PAN: AAACB6706F

### **6. Asset Liability Management (ALM) Disclosures:**

6.1. NBFCs/ HFCs seeking to list their CPs shall also make disclosures as specified in Chapter III of this circular.

6.2 On approval of the listing application by the concerned stock exchange(s), the disclosures so provided along with the application for listing, shall be made available on the website of the concerned stock exchange(s).

### **Refer Exhibit 6.1 for ALM Disclosures**

### **7. Undertaking**

The aforesaid Disclosure Document contains all the disclosures as prescribed under Securities and Exchange Board of India (Issue and Listing of Non-Convertible Securities) Regulations, 2021 and SEBI Operational Circular for issue and listing of Non-Convertible Securities, Securitised Debt Instruments, Security Receipts, Municipal Debt Securities and Commercial Paper dated August 10, 2021, as amended from time to time.

### **Signed By:**

**Name: Saloni Agarwal**

**Designation: Company Secretary & Compliance Officer**

**Date: 06.03.2023**

## **BAHADUR CHAND INVESTMENTS PRIVATE LIMITED**

Regd. Office: The Grand Plaza, Plot No. 2, Nelson Mandela Road, Vasant Kunj – Phase – II, New Delhi –110 070

Correspondence Address: 37, Community Center, Basant Lok, Vasant Vihar, New Delhi – 110 057

Phone: 011 – 47619310; Fax: 011 – 26152453; Website: [www.bahadurchandinvestments.com](http://www.bahadurchandinvestments.com)

e-mail: info.bcipl@gmail.com; CIN: U65921DL1979PTC331322; PAN: AAACB6706F

### **EXHIBIT I: DETAILS OF OTHER DIRECTORSHIPS AND INTEREST IN OTHER ENTITIES**

#### **Mr. Suman Kant Munjal**

<b>Sl. No.</b>	<b>Names of the Companies/bodies corporate/firms/association of individuals</b>	<b>Nature of interest or concern/ Change in interest or concern</b>
1.	Hero MotoCorp Ltd.	Director
2.	Rockman Industries Limited	Whole Time Director
3.	Halo General Insurance Limited	Additional Director
4.	Rockman Auto Private Limited	Director
5.	Survam Investments Private Limited	Member
6.	Bahadur Chand Investments Pvt. Ltd.	Director
7.	Queen Building Solutions Pvt Ltd.	Member
8.	Hero Investcorp Pvt Ltd	Director
9.	Munjal Acme Packaging Systems Pvt. Ltd.	Director
10.	Hero Steels Limited	Director
11.	Hero Corporate Services Private Limited	Director
12.	Easy Bill (P) Limited	Member
13.	Hero Electronix Private Limited	Director
14.	Mybox Technologies Private Limited	Director
15.	Hero Future Energies Pvt. Ltd.	Member
16.	Ahammune Bioscience Pvt. Ltd.	Member
17.	Data Resolve Technologies Pvt. Ltd.	Member
18.	Tessolve Semiconductors Pvt Ltd	Director
19.	Survam Private Limited	Director
20.	BML EduCorp Services	Director
21.	Survam Partners LLP	Designated Partner
22.	Suman Kant & Sons	Karta
23.	HeroX Private Limited	Director and Member
24.	BMU Incubation Foundation	Director and Member
25.	Brijmohan Lal Om Parkash	Partner
26.	Hero Holdings	Partner
27.	Rockman Advanced Composites Private limited	Director
28.	Fino Payment Bank	Member
29.	National Stock Exchange of India Limited	Member
30.	Hero Fincorp ltd.	Member



## BAHADUR CHAND INVESTMENTS PRIVATE LIMITED

Regd. Office: The Grand Plaza, Plot No. 2, Nelson Mandela Road, Vasant Kunj – Phase – II, New Delhi –110 070

Correspondence Address: 37, Community Center, Basant Lok, Vasant Vihar, New Delhi – 110 057

Phone: 011 – 47619310; Fax: 011 – 26152453; Website: [www.bahadurchandinvestments.com](http://www.bahadurchandinvestments.com)

e-mail: info.bcipl@gmail.com; CIN: U65921DL1979PTC331322; PAN: AAACB6706F

### Mr. Pawan Munjal

S. No.	Names of the Companies/bodies corporate/firms/association of individuals	Nature of interest or concern/ Change in interest or concern
1.	Hero MotoCorp Ltd.	Chairman, Managing Director & CEO & Member
2.	Hero FinCorp Ltd.	Chairman, Director & Member
3.	Rockman Industries Ltd.	Director & Member
4.	Bahadur Chand Investments Private Limited	Director & Member
5.	Munjal Acme Packaging Systems Private Ltd.	Director & Member
6.	PAN Mining Private Limited	Director & Member
7.	Hero Investcorp Private Ltd.	Director & Member
8.	Hero Future Energies Private Limited	Member
9.	Hero Electronix Private Limited	Member
10.	Easy Bill Private Ltd.	Member
11.	BM Munjal Energies Private Limited	Member
12.	Indian School of Business	Director
13.	BML EduCorp Services	Member
14.	Hero Future Energies Global Limited	Director
15.	Pawan Kant & Sons HUF	Karta/ Member
16.	Raman Kant & Bros Association	Member
17.	Brijmohan Lal Om Parkash	Partner
18.	Pawan Munjal Family Trust	Trustee
19.	Pawan Munjal Trust	Trustee
20.	The Punjab Public School, Nabha	Member of Governing Board
21.	Cosmic APA LLP	Designated Partner
22.	Raman Kant Munjal Foundation	Trustee
23.	BML Munjal Foundation	Trustee

## **BAHADUR CHAND INVESTMENTS PRIVATE LIMITED**

Regd. Office: The Grand Plaza, Plot No. 2, Nelson Mandela Road, Vasant Kunj – Phase – II, New Delhi –110 070

Correspondence Address: 37, Community Center, Basant Lok, Vasant Vihar, New Delhi – 110 057

Phone: 011 – 47619310; Fax: 011 – 26152453; Website: [www.bahadurchandinvestments.com](http://www.bahadurchandinvestments.com)

e-mail: info.bcipl@gmail.com; CIN: U65921DL1979PTC331322; PAN: AAACB6706F

### **Mrs. Renu Munjal**

<b>SI No.</b>	<b>Names of the Companies/bodies corporate/firms/association of individuals</b>	<b>Nature of interest or concern/ Change in interest or concern</b>
1.	Hero FinCorp Ltd.	Managing Director
2.	Hero Housing Finance Limited	Director
3.	Hero MotoCorp Limited	Member
4.	Munjal Acme Packaging Systems Private Limited	Director
5.	Rockman Auto Private Limited	Director
6.	Bahadur Chand Investments Private Limited	Director
7.	Hero InvestCorp Private Limited	Director
8.	Hero Electronix Private Limited	Director
9.	BM Munjal Energies Private Limited	Director
10.	RKMFT Private Limited	Director
11.	Chocolate Properties Private Limited	Member
12.	Chocolate Hospitality Private Limited	Member
13.	Chocolate Technologies Private Limited	Member
14.	BML EduCorp Services	Member
15.	Raman Kant & Bros Association	Self
16.	BrijMohan Lal Om Parkash	Self
17.	Kapur Dye House	Through relative
18.	Stalwart Creations	Through relative
19.	Stalwart Electroplating Works	Through relative
20.	Raman Kant Munjal and Sons Trust	Trustee
21.	RK Munjal and Sons Trust	Trustee & Beneficiary
22.	Rahul Munjal Trust	Trustee
23.	Rahul Munjal Business Trust	Trustee
24.	Abhimanyu Munjal Trust	Trustee
25.	Radhika Uppal Trust	Trustee
26.	Rockman Industries Limited	Member

**BAHADUR CHAND INVESTMENTS PRIVATE LIMITED**

Correspondence Add: 34, Basant Lok Vasant Vihar New Delhi 110057  
CIN: U65921DL1979PTC331322PAN AAACB6706F

**Annexure - I**

Details of CPs issued during the last 15 months

ISIN	Issue Date	Amount (In Crore)	Maturity Date	Amount O/s (In Crore)	IPA	CRA 1	CRA 2	Rating	Rating	Rated Amount
INE087M14AD1	16-Sep-21	50.00	14-Dec-21	0.00	Kotak Bank	ICRA	2500	CARE	A1+	3000
INE087M14AE9	17-Sep-21	100.00	16-Sep-22	0.00	Kotak Bank	ICRA	2500	CARE	A1+	3000
INE087M14AE9	17-Sep-21	100.00	16-Sep-22	0.00	Kotak Bank	ICRA	2500	CARE	A1+	3000
INE087M14AF6	24-Sep-21	100.00	20-Dec-21	0.00	Kotak Bank	ICRA	2500	CARE	A1+	3000
INE087M14AG4	9-Dec-21	100.00	8-Mar-22	0.00	Kotak Bank	ICRA	2500	CARE	A1+	3000
INE087M14AH2	14-Jan-22	50.00	7-Jul-22	0.00	Kotak Bank	ICRA	2500	CARE	A1+	3000
INE087M14AH2	14-Jan-22	50.00	7-Jul-22	0.00	Kotak Bank	ICRA	2500	CARE	A1+	3000
INE087M14AI0	19-Jan-22	100.00	19-Jul-22	0.00	Kotak Bank	ICRA	2500	CARE	A1+	3000
INE087M14AJ8	27-Jan-22	100.00	27-Jul-22	0.00	Kotak Bank	ICRA	2500	CARE	A1+	3000
INE087M14AL4	2-Mar-22	100.00	2-Mar-23	0.00	Kotak Bank	ICRA	2500	CARE	A1+	3000
INE087M14AK6	2-Mar-22	50.00	22-Feb-23	0.00	Kotak Bank	ICRA	2500	CARE	A1+	3000
INE087M14AK6	2-Mar-22	50.00	22-Feb-23	0.00	Kotak Bank	ICRA	2500	CARE	A1+	3000
INE087M14AM2	11-Apr-22	150.00	4-Jul-22	0.00	Kotak Bank	ICRA	2500	CARE	A1+	3000
INE087M14AN0	19-Apr-22	100.00	13-Jul-22	0.00	Kotak Bank	ICRA	2500	CARE	A1+	3000
INE087M14AO8	13-Jun-22	150.00	12-Sep-22	0.00	Kotak Bank	ICRA	2500	CARE	A1+	3000
INE087M14AP5	14-Jun-22	100.00	25-Aug-22	0.00	Kotak Bank	ICRA	2500	CARE	A1+	3000
INE087M14AS9	6-Jul-22	100.00	3-Jul-23	100.00	Kotak Bank	ICRA	2500	CARE	A1+	3000
INE087M14AR1	8-Jul-22	100.00	7-Jul-23	100.00	Kotak Bank	ICRA	2500	CARE	A1+	3000
INE087M14AS9	6-Jul-22	100.00	3-Jul-23	100.00	Kotak Bank	ICRA	2500	CARE	A1+	3000
INE087M14AQ3	11-Jul-22	200.00	9-Mar-23	200.00	Kotak Bank	ICRA	2500	CARE	A1+	3000
INE087M14AV3	15-Sep-22	100.00	15-Sep-23	100.00	Kotak Bank	ICRA	2500	CARE	A1+	3000
INE087M14AV3	15-Sep-22	50.00	15-Sep-23	50.00	Kotak Bank	ICRA	2500	CARE	A1+	3000
INE087M14AU5	15-Sep-22	150.00	05-Sep-23	150.00	Kotak Bank	ICRA	2500	CARE	A1+	3000
INE087M14AT7	15-Sep-22	40.00	07-Aug-23	40.00	Kotak Bank	ICRA	2500	CARE	A1+	3000
INE087M14AT7	15-Sep-22	85.00	07-Aug-23	85.00	Kotak Bank	ICRA	2500	CARE	A1+	3000
INE087M14AW1	25-Nov-22	100.00	16-Feb-23	0.00	Kotak Bank	ICRA	2500	CARE	A1+	3000
INE087M14AY7	02-Feb-23	200.00	02-Feb-24	200.00	Kotak Bank	ICRA	2500	CARE	A1+	3000
INE087M14AX9	06-Feb-23	200.00	06-Feb-24	200.00	Kotak Bank	ICRA	2500	CARE	A1+	3000
INE087M14AZ4	22-Feb-23	150.00	23-Jan-24	150.00	Kotak Bank	ICRA	2500	CARE	A1+	3000
				<b>1475.0</b>						

# BAHADUR CHAND INVESTMENTS PRIVATE LIMITED

Regd. Office: Bharti Crescent, 1 Nelson Mandela Marg, Vasant Kunj, Phase - II, New Delhi - 110 070  
Correspondence Address: 37, Community Centre, Basant Lok, Vasant Vihar, New Delhi - 110 057  
Phone: 011-46044110; Fax: 011-26152453; Website: [www.bahadurchandinvestments.com](http://www.bahadurchandinvestments.com)  
e-mail: [info.bcipl@gmail.com](mailto:info.bcipl@gmail.com); CIN: U65921DL1979PTC331322; PAN: AAACB6706F

## Exhibit II

**RELEVANT EXTRACTS OF THE RESOLUTION PASSED IN THE MEETING OF THE BOARD OF DIRECTORS OF BAHADUR CHAND INVESTMENTS PRIVATE LIMITED ("COMPANY") HELD ON WEDNESDAY, MARCH 07, 2018 AT BHARTI CRESCENT, 1 NELSON MANDELA MARG, VASANT KUNJ, PHASE - II, NEW DELHI – 110 070**

### **ISSUE OF COMMERCIAL PAPER**

**"RESOLVED THAT** pursuant to provisions of section 179 and other applicable provisions of the Companies Act, 2013 and Rules made thereunder, directions/guidelines framed/issued by Reserve Bank of India (RBI) & FIMMDA, the Company be and is hereby authorised to borrow funds by way of issue of Commercial Paper (CP) on the following terms:

<b>Total Issue Amount</b>	Upto INR 2,500 crores (Two Thousand and Five Hundred Crores)
<b>Nature of Instrument</b>	Unsecured in the nature of issuance of Promissory Note
<b>Credit Rating</b>	ICRA
<b>Tenor</b>	7 days to 365 days
<b>Redemption</b>	On maturity

or on such other terms and conditions as may be deemed fit and appropriate in the interest of the Company from time to time.

**RESOLVED FURTHER THAT** Mrs. Renu Munjal, Mr. Pawan Munjal and Mr. Suman Kant Munjal, Directors, be and are hereby severally authorised to take all actions, deeds and things as may be necessary for the issuance of the CP, appointment of Registrars, Admission of Commercial Paper (CP) with National Securities Depository Ltd. (NSDL), Central Depository Services (India) Ltd. (CDSL), appointment of Rating Agencies and any other intermediaries as may be required in this connection from time to time.

**RESOLVED FURTHER THAT** Mrs. Renu Munjal, Mr. Pawan Munjal and Mr. Suman Kant Munjal, Directors, be and are hereby severally authorised to execute an agreement with any Bank or Financial Institutions or Mutual Funds etc. for appointing them as the Issuing and Paying agent, as required under the RBI and FIMMDA Guidelines, for the issue of Commercial Papers and to negotiate, authorize and execute any modification to said agreement from time to time and to do all such acts deeds and things as may be necessary in this regard including but not limited to signing of any deed, document for the purpose of entering into the said agreement or any modification thereto.



## **BAHADUR CHAND INVESTMENTS PRIVATE LIMITED**

Regd. Office: Bharti Crescent, 1 Nelson Mandela Marg, Vasant Kunj, Phase . II, New Delhi . 110 070  
Correspondence Address: 37, Community Centre, Basant Lok, Vasant Vihar, New Delhi . 110 057  
Phone: 011-46044110; Fax: 011-26152453; Website: [www.bahadurchandinvestments.com](http://www.bahadurchandinvestments.com)  
e-mail: [info.bcipl@gmail.com](mailto:info.bcipl@gmail.com); CIN: U65921DL1979PTC331322; PAN: AAACB6706F

**RESOLVED FURTHER THAT** Mrs. Renu Munjal, Mr. Pawan Munjal and Mr. Suman Kant Munjal, Directors be and are hereby severally authorised to issue and allot aforesaid CP, to operate and deal with IPA, to give necessary instructions and/or to sign, execute, alter, modify, agreements including the agreement with IPA, Registrar, any other intermediaries and such documents, correspondence as may be required in this connection from time to time.

**RESOLVED FURTHER THAT** Mrs. Renu Munjal, Mr. Pawan Munjal and Mr. Suman Kant Munjal, Directors be and are hereby severally authorised to make, sign, file, submit the necessary application with the Collector of Stamps, New Delhi and all such other document(s), deed(s) and writing(s) as may be required, for the stamping of above mentioned Commercial Papers including the grant of Letter of Authority to person(s) /firm to represent the Company before the Collector of Stamps and to do all such other acts, deeds and things as may be deemed fit in this regard.

**RESOLVED FURTHER THAT** the aforesaid IPA be and is hereby authorised to open and operate the Demat account(s) with a Depository Participant in regard to the operation and monitoring of the CP held in electronic form and any other account as may be required in this regard.

**RESOLVED FURTHER THAT** the Common Seal of the Company be affixed, wherever required as per the provisions of the Articles of Association of the Company."

**CERTIFIED TO BE TRUE  
FOR BAHADUR CHAND INVESTMENTS PRIVATE LIMITED**

  
**Saloni Agarwal  
Company Secretary**





**INDEPENDENT AUDITOR'S REVIEW REPORT ON THE STANDALONE UNAUDITED  
FINANCIAL RESULTS FOR THE QUARTER AND NINE MONTHS ENDED 31<sup>ST</sup> DECEMBER 2022**

To  
Board of Directors of  
Bahadur Chand Investments Private Limited  
New Delhi

We have reviewed the accompanying Statement of unaudited standalone financial results of "**Bahadur Chand Investments Private Limited**" (the "Company") for the quarter and nine Months ended 31<sup>st</sup> December 2022 (the "Statement").

1. This Statement, which is the responsibility of the Company's management and approved by the Board of Directors, has been prepared in accordance with the recognition and measurement principles laid down in Indian Accounting Standard 34 "*Interim Financial Reporting*" ("Ind AS 34"), prescribed under Section 133 of the Companies Act, 2013, and other accounting principles generally accepted in India and in compliance with Regulation 52 of the Securities and Exchange Board of India (Listing Obligations and Disclosure Requirements) Regulations, 2015. Our responsibility is to issue a report on the Statement based on our review.
2. We conducted our review of the Statement in accordance with the Standard on Review Engagements (SRE) 2410 "*Review of Interim Financial Information Performed by the Independent Auditor of the Entity*" issued by the Institute of Chartered Accountants of India. This standard requires that we plan and perform the review to obtain moderate assurance as to whether the Statement is free of material misstatement. A review is limited primarily to inquiries of company personnel and analytical procedures applied to financial data and thus provide less assurance than an audit. We have not performed an audit and accordingly, we do not express an audit opinion.
3. Based on our review conducted as above, nothing has come to our attention that causes us to believe that the accompanying Statement, prepared in accordance with applicable accounting standards and other recognised accounting practices and policies has not disclosed the information required to be disclosed in terms of Regulation 52 of the Securities and Exchange Board of India (Listing Obligations and Disclosure Requirements) Regulations, 2015 including the manner in which it is to be disclosed, or that it contains any material misstatement.

For S.S Periwal & Co.  
Chartered Accountants  
ICAI Firm Registration No.: 001021N



CA Pankaj Periwal  
Partner  
Membership No.: 096086  
UDIN: 23096086BGYHIR5205

Place: Ludhiana  
Date: 08.02.2023

Branches: 646/A, Malerkotla House, Civil Lines, Ludhiana-141001  
C/o Periwal, 51 The Gateway, Amboli, Andheri West, Mumbai - 400101  
135-A, Biplabi Rash, Behari Basu Road, Kolkata - 700001  
H.No. 1202, Sector 44-B, Chandigarh-160047  
2nd Floor. S 25, Dher Ka Balaji, Sikar Road, Jaipur-302039  
L-4/23, First Floor, DLF City Phase-2, Gurugram-122002  
SCF 40, Second Floor, Phase 9, Mohali-160062  
78-New Grain Market, Fazilka, Distt. Ferozepur-152123  
SCF 39, New Grain Market, Muktsar-152026



**Standalone statement of financial results for the period ended December 31, 2022**  
**(All amounts in Rupees lakhs unless otherwise stated)**

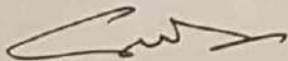
Particulars	For the quarter ended			For the period ended		For the year ended
	31-Dec-22	30-Sep-22	31-Dec-21	31-Dec-22	31-Dec-21	March 31, 2022
	(Un - audited)	(Un - audited)	(Un - audited)	(Un - audited)	(Un - audited)	(Audited)
<b>INCOME</b>						
Revenue from operations						
Interest income	171.73	379.98	0.85	927.55	42.86	305.54
Dividend income	30.55	14,011.63	3.28	14,042.18	14,301.15	38,321.09
Net gain on fair value changes	38.84	(57.98)	1,655.32	1,945.17	4,883.44	1,674.17
Other income	308.13	250.30	147.43	690.00	338.55	392.52
<b>Total income (a)</b>	<b>549.25</b>	<b>14,583.93</b>	<b>1,806.88</b>	<b>17,604.90</b>	<b>19,566.00</b>	<b>40,693.32</b>
<b>EXPENSES</b>						
Finance costs	8,946.08	8,826.24	8,355.30	26,154.31	25,220.40	33,511.09
Depreciation and amortisation expenses	0.18	0.18	0.18	0.54	0.54	0.72
Other expenses	13.96	129.15	21.35	153.48	192.08	388.99
<b>Total expenses (b)</b>	<b>8,960.22</b>	<b>8,955.57</b>	<b>8,376.83</b>	<b>26,308.33</b>	<b>25,413.02</b>	<b>33,900.80</b>
<b>Profit/ (loss) before tax (a - b) = (c)</b>	<b>(8,410.97)</b>	<b>5,628.36</b>	<b>(6,569.95)</b>	<b>(8,703.43)</b>	<b>(5,847.02)</b>	<b>6,792.52</b>
Tax expense:						
- Current tax	118.06	3,092.57	483.48	3,225.55	2,573.29	4,028.75
- Deferred tax (credit)/ charge	9.06	(13.52)	385.69	453.23	1,137.84	390.08
- Income tax adjustment for earlier years	(0.00)	3,862.66	-	3,862.66	21.11	525.72
<b>Total tax expense (d)</b>	<b>127.12</b>	<b>6,941.71</b>	<b>869.17</b>	<b>7,541.44</b>	<b>3,732.24</b>	<b>4,944.55</b>
<b>Profit/ (loss) after tax (c - d) = (e)</b>	<b>(8,538.09)</b>	<b>(1,313.35)</b>	<b>(7,439.12)</b>	<b>(16,244.87)</b>	<b>(9,579.26)</b>	<b>1,847.97</b>
Other comprehensive income						
Items that will not be reclassified to profit & loss	-	-	-	-	-	-
Items that will be reclassified to profit & loss	-	-	-	-	-	-
<b>Total other comprehensive income (f)</b>	<b>-</b>	<b>-</b>	<b>-</b>	<b>-</b>	<b>-</b>	<b>-</b>
<b>Total comprehensive income (e + f)</b>	<b>(8,538.09)</b>	<b>(1,313.35)</b>	<b>(7,439.12)</b>	<b>(16,244.87)</b>	<b>(9,579.26)</b>	<b>1,847.97</b>
<b>Paid up equity share capital (Face value of Rs. 100 each)</b>						<b>17.06</b>
<b>Reserves</b>						<b>3,08,052.28</b>
<b>Earning per equity share ( Nominal Value of Rs. 100 each):</b>						
- Basic	(50,041.55)	(7,697.51)	(43,600.52)	(95,210.82)	(56,143.83)	10,830.91
- Diluted	(50,041.55)	(7,697.51)	(43,600.52)	(95,210.82)	(56,143.83)	10,830.91



**Notes:**

- 1) The Company is a Non-Banking Financial Company registered with Reserve Bank of India ("RBI") as Core Investment Company.
- 2) The financial results for the period ended December 31, 2022 have been reviewed by the Audit Committee and approved by the Board of Directors at their respective meetings held on February 08, 2023.
- 3) The financial results for the Company have been prepared in accordance with the Indian Accounting Standards ('Ind AS') notified under the Companies (Indian Accounting Standards) Rules, 2015 as amended by the Companies (Indian Accounting Standards) Rules, 2016, prescribed under Section 133 of the Companies Act, 2013 ('the Act') read with relevant rules issued thereunder and the other accounting principles generally accepted in India. Any application guidance/ clarifications/ directions issued by the Reserve Bank of India or other regulators are implemented as and when they are issued/ applicable.
- 4) In compliance with Regulation 52 of the Securities Exchange Board of India ('SEBI') (Listing Obligations and Disclosure Requirements) Regulations, 2015, the financial results have been reviewed by the Statutory Auditors.
- 5) Given that the Company is a Non-Banking Financial Company - Core Investment Company registered with RBI, which involve lending/investment within the Group, the impact of the covid pandemic has been limited and not material. The Company has carried out a comprehensive assessment of possible impact on its business operations, financial assets, contractual obligations and its overall liquidity position, based on the internal and external sources of information and application of reasonable estimates. The Company does not foresee any significant incremental risk to the recoverability of its assets or in meeting its financial obligations over the foreseeable future, given early and required steps taken to contain, protect and mitigate the exposure.
- 6) Information as required by Regulation 52(4) of the Securities and Exchange Board of India (Listing Obligations and Disclosure Requirements) Regulations, 2015, as amended, is as per 'Annexure 1' attached.
- 7) The main business of the Company is investment activity and the same is aggregated as a single segment. Accordingly, there are no separate reportable segments as per the Ind AS 108 on Operating Segments.

For and on behalf of the Board of Directors of  
**Bahadur Chand Investments Private Limited**



**Suman Kant Munjal**  
Director

DIN : 00002803

Place: New Delhi

Date: 8th February, 2023



**Bahadur Chand Investments Private Limited**

Registered office : The Grand Plaza, Plot No. 2, Nelson Mandela Road, Vasant Kunj, Phase – II, New Delhi – 110 070

Correspondence Address: 37, Community Center, Basant Lok, Vasant Vihar, New Delhi – 110 057

Phone: 011 – 47619310; Fax: 011 – 26152453; Website: www.bahadurchandinvestments.com

e-mail: info.bcipl@gmail.com; CIN: U65921DL1979PTC331322; PAN: AAACB6706F

**Standalone statement of assets and liabilities as at December 31, 2022**

(All amounts in Rupees lakhs unless otherwise stated)

Particulars	As at 31 Dec 2022 (Unaudited)	As at 30 Sep 2022 (Unaudited)	As at 30 June 2022 (Unaudited)	As at 31 March 2022 (Audited)
<b>Financial assets</b>				
(a) Cash and cash equivalents	862.65	8,704.07	1,919.30	905.34
(b) Bank balances other than included in (a) above	25.00	25.00	25.00	25.00
(c) Loans	6,200.00	15,000.00	15,000.00	15,000.00
(d) Investments	10,18,773.00	10,32,179.56	10,33,747.36	10,19,276.47
(e) Other financial assets	1.03	1.03	1.03	1.03
	<b>10,25,861.68</b>	<b>10,55,909.66</b>	<b>10,50,692.69</b>	<b>10,35,207.84</b>
<b>Non-financial assets</b>				
(a) Current tax assets (net)	-	-	3,918.04	3,880.46
(b) Property, plant and equipment	1.96	2.14	2.33	2.50
(c) Other non financial assets	1,764.63	2,184.92	2,605.21	3,020.93
	<b>1,766.59</b>	<b>2,187.06</b>	<b>6,525.58</b>	<b>6,903.89</b>
<b>Total assets</b>	<b>10,27,628.27</b>	<b>10,58,096.72</b>	<b>10,57,218.28</b>	<b>10,42,111.73</b>
<b>Liabilities and equity</b>				
<b>Liabilities</b>				
<b>Financial liabilities</b>				
(a) Trade payables				
(i) Total outstanding dues of micro enterprises and small enterprises	-	-	-	-
(ii) Total outstanding dues of creditors other than micro enterprises and small enterprises	-	2.68	4.24	4.49
(b) Debt securities	6,61,223.86	6,84,310.94	6,96,192.70	6,70,464.54
(c) Borrowings (other than debt securities)	46,000.00	48,500.00	36,000.00	42,500.00
(d) Other financial liabilities	14,112.68	9,945.04	9,291.46	6,559.76
	<b>7,21,336.54</b>	<b>7,42,758.66</b>	<b>7,41,488.40</b>	<b>7,19,528.79</b>
<b>Non-financial liabilities</b>				
(a) Current tax liabilities (net)	426.62	844.20		-
(b) Provisions	24.80	60.00	60.00	60.00
(c) Deferred tax liabilities (net)	13,912.72	13,903.66	13,917.18	13,459.49
(d) Other non-financial liabilities	103.15	167.65	76.79	994.11
	<b>14,467.29</b>	<b>14,975.51</b>	<b>14,053.97</b>	<b>14,513.60</b>
<b>Total liabilities</b>	<b>7,35,803.83</b>	<b>7,57,734.17</b>	<b>7,55,542.37</b>	<b>7,34,042.39</b>
<b>Equity</b>				
(a) Equity share capital	17.06	17.06	17.06	17.06
(b) Other equity	2,91,807.39	3,00,345.49	3,01,658.85	3,08,052.28
<b>Total equity</b>	<b>2,91,824.45</b>	<b>3,00,362.55</b>	<b>3,01,675.91</b>	<b>3,08,069.34</b>
<b>Total liabilities and equity</b>	<b>10,27,628.27</b>	<b>10,58,096.72</b>	<b>10,57,218.28</b>	<b>10,42,111.73</b>



**Annexure 1**  
Disclosure in compliance with Regulation 52(4) of the SEBI Listing Obligations and Disclosure Requirements Regulation, 2015 for the period ended 31 December 2022

S. No.	Particulars	Quarter ended			Period ended			Year ended
		December 31, 2022	September 30, 2022	December 31, 2021	December 30, 2022	December 30, 2021	December 30, 2021	
		(Unaudited)	(Unaudited)	(Unaudited)	(Unaudited)	(Unaudited)	(Unaudited)	As at 31 March 2022
1	Debt equity ratio	2.42	2.44	2.36	2.42	2.36	2.31	
	(Debt equity ratio is (Debt securities + Borrowings) / Net worth)							
2	Net worth (Rs. in lakhs)	2,91,824.45	3,00,362.55	2,96,642.10	2,91,824.45	2,96,642.10	3,08,069.34	
	Calculated as defined in Section 2(57) of the Companies Act, 2013							
3	Net profit after taxes for the period (Rs. in lakhs)	(8,538.09)	(1,313.35)	(7,439.12)	(16,244.87)	(9,579.26)	1,847.97	
4	Earnings per share							
	Basic (in Rs.)	(50,041.55)	(7,697.51)	(43,600.52)	(95,210.82)	(36,143.83)	10,830.91	
	Diluted (in Rs.)	(50,041.55)	(7,697.51)	(43,600.52)	(95,210.82)	(36,143.83)	10,830.91	
5	Debt service coverage ratio (No. of times)	Not applicable	Not applicable	Not applicable	Not applicable	Not applicable	Not applicable	
6	Interest service coverage ratio (no. of times)	Not applicable	Not applicable	Not applicable	Not applicable	Not applicable	Not applicable	
7	Current ratio	0.11	0.38	0.13	0.11	0.13	0.26	
	(Current ratio is Current assets / Current liabilities)							
8	Long term debt to working capital	49.75	32.55	(108.33)	49.75	(108.33)	37.62	
9	Bad debts to account receivable	Not applicable	Not applicable	Not applicable	Not applicable	Not applicable	Not applicable	
	Bad debts to Accounts receivable ratio - [Bad debts written off / Trade Receivables]							
10	Current liability ratio	0.18	0.15	0.11	0.17	0.11	0.13	
	Current liability ratio - (Current Liabilities / Total Liabilities)							
11	Total debt to total assets ratio	0.70	0.70	0.70	0.70	0.70	0.69	
	Total debt to Total assets - [(Non current borrowing including current maturity + Current borrowing + Interest accrued to be paid) / Total Assets]							
12	Debtor turnover ratio	Not applicable	Not applicable	Not applicable	Not applicable	Not applicable	Not applicable	
	Debtors Turnover - [Annualised Turnover / Average Debtors]							
13	Inventory turnover ratio	Not applicable	Not applicable	Not applicable	Not applicable	Not applicable	Not applicable	
	(X) Inventory Turnover - [Annualised Cost of goods sold / Average Inventory]							
14	Operating margin	Not applicable	Not applicable	Not applicable	Not applicable	Not applicable	Not applicable	
15	Net profit margin	-3541%	-9%	-448%	-96%	-50%	4.59%	
	Net Profit Margin - Net profit after tax / Revenue from operations							
16	Sector specific equivalent ratio							
	(a) Capital ratio	0.42	0.43	0.42	0.42	0.42	0.43	
	Adjusted net worth / Risk weighted assets as per applicable RBI guidelines							
	(b) Leverage ratio	1.78	1.65	1.77	1.78	1.77	1.63	
	Outside liabilities / Adjusted net worth as per applicable RBI guidelines							
17	Capital redemption reserve/debenture redemption reserve	Not applicable	Not applicable	Not applicable	Not applicable	Not applicable	Not applicable	
	Not applicable, since, debenture redemption reserve is not required in respect of privately placed debentures in terms of Rules 18(7)(b)(ii) of Companies (Share Capital and Debentures) Rules, 2014.							
18	Outstanding redeemable preference shares (Quantity and value)	Not applicable	Not applicable	Not applicable	Not applicable	Not applicable	Not applicable	





**Bahadur Chand Investments Private Limited**  
**Annexure I-A**

**Disclosure in compliance with Regulation 52 (8), read with regulation 52(4) of the SEBI (Listing Obligation and Disclosure Requirements) Regulation, 2015 for the period ended 31 December 2022**

(All amounts in Rupees lakhs unless otherwise stated)

S. No.	Particulars	Quarter ended		Year ended
		December 31 , 2022	December 31 , 2021	As at 31 March 2022
1.	Total Income from Operations	549.25	1,806.88	40,693.32
2.	Net Profit/ (Loss) for the period (before Tax, Exceptional and/ or Extraordinary items <sup>h</sup> )	(8,410.97)	(6,569.95)	6,792.52
3.	Net Profit/ (Loss) for the period before tax (after Exceptional and/ or Extraordinary items <sup>h</sup> )	(8,410.97)	(6,569.95)	6,792.52
4.	Net Profit/ (Loss) for the period after tax (after Exceptional and/ or Extraordinary items <sup>h</sup> )	(8,538.09)	(7,439.12)	1,847.97
5.	Total Comprehensive Income for the period [Comprising Profit/ (Loss) for the period (after tax) and Other Comprehensive Income (after tax)]	(8,538.09)	(7,439.12)	1,847.97
6.	Paid up Equity Share Capital	17.06	17.06	17.06
7.	Reserves (excluding Revaluation Reserve)	2,91,807.39	2,96,625.04	3,08,052.28
8.	Securities Premium Account	1,33,995.94	1,33,995.94	1,33,995.94
9.	Net worth	2,91,824.45	2,96,642.10	3,08,069.34
10.	Paid up Debt Capital/ Outstanding Debt	7,21,336.54	7,14,572.17	7,19,524.30
11.	Outstanding Redeemable Preference Shares	NA	NA	NA
12.	Debt Equity Ratio	2.42	2.36	2.31
13.	Earnings Per Share (of Rs. ___/- each) (for continuing and discontinued operations) -			
	Basic (in Rs.)	(50,041.55)	(43,600.52)	10,830.91
	Diluted (in Rs.)	(50,041.55)	(43,600.52)	10,830.91
14.	Capital Redemption Reserve	NA	NA	NA
15.	Debenture Redemption Reserve	NA	NA	NA
16.	Debt Service Coverage Ratio	NA	NA	NA
17.	Interest Service Coverage Ratio	NA	NA	NA
	<b>Notes:-</b>			
1	The above is an extract of detailed format of the unaudited financial results for the period ended December 31, 2022 filed with the Stock Exchange under Regulation 52 of the SEBI (Listing Obligations and Disclosure Requirements) Regulation, 2015. The full format of the financial results are available on the websites of the stock exchange at <a href="http://www.nseindia.com">www.nseindia.com</a> and the Company at <a href="http://www.bahadurchandinvestments.com">www.bahadurchandinvestments.com</a> .			
2	The above results for the period ended December 31, 2022 have been reviewed by the Audit Committee and approved by Board of Directors at its meeting held on February 08, 2023.			
3	The financial results of the Company have been prepared in accordance with Indian Accounting Standards ('Ind AS') notified under the Companies (Indian Accounting Standards) Rules, 2015 as amended by the Companies (Indian Accounting Standards) Rules, 2016, prescribed under Section 133 of the Companies Act, 2013 ('the Act') read with relevant rules issued thereunder and the other accounting principles generally accepted in India. Any application guidance/ clarifications/ directions issued by the Reserve Bank of India or other regulators are implemented as and when they are issued/ applicable.			
4	For the other items referred in Regulation 52 (4) of the SEBI (Listing Obligations and Disclosure Requirements) Regulations, 2015, pertinent disclosures have been made to the Stock Exchange and can be accessed at <a href="http://www.nseindia.com">www.nseindia.com</a> and at the Company's website at <a href="http://www.bahadurchandinvestments.com">www.bahadurchandinvestments.com</a> .			
		For and on behalf of the Board of Directors of Bahadur Chand Investments Private Limited		
				Sd/-
	Place: New Delhi			Suman Kant Munnjal
	Date: 08.02.2023			Director





**S.S PERIWAL & CO.**  
**CHARTERED ACCOUNTANTS**

Head Office: J-45, Basement, Vikaspuri,  
Outer Ring Road, Pillar No. 9,  
New Delhi-110018  
Mobile: 94172-40316  
E-mail: ssperiwal73@gmail.com

**TO WHOM IT MAY CONCERN**

We have verified the records and documents of the Bahadur Chand Investments Private Limited having Corporate Identification No U65921DL1979PTC331322 and registered office at The Grand Plaza, Plot No. 2, Nelson Mandela Road, Vasant Kunj – Phase – II, New Delhi – 110070

In compliance with the Regulation 56 of the SEBI (Listing Obligations and Disclosure Requirements) Regulations, 2015, as amended, we hereby confirm that the Company has maintained assets cover of 1.43 times as on 31.12.2022 (calculation as per statement of asset coverage ratio available for the **unsecured debt securities and unaudited Financial as on 31.12.2022**) as per terms of the offer documents/information memorandum and/or debenture trust deed in respect of non-convertible debt securities issued by the Company.

For S.S Periwai & Co.  
Chartered Accountants  
ICAI Firm Registration No.: 001021N



CA Pankaj Periwai .  
Partner

Membership No.: 096086  
UDIN: 23096086BGYHIQ3020

Place: Ludhiana  
Date: 08.02.2023

**Branches:** 646/A, Malerkotla House, Civil Lines, Ludhiana-141001  
C/o Periwals, 51 The Gateway, Amboli, Andheri West, Mumbai - 400101  
135-A, Biplabi Rash, Behari Basu Road, Kolkata – 700001  
H.No. 1202, Sector 44-B, Chandigarh-160047  
2nd Floor, S 25, Dher Ka Balaji, Sikar Road, Jaipur-302039  
L-4/23, First Floor, DLF City Phase-2, Gurugram-122002  
SCF 40, Second Floor, Phase 9, Mohali-160062  
78-New Grain Market, Fazilka, Distt. Ferozepur-152123  
SCF 39, New Grain Market, Muktsar-152026



**TO WHOM IT MAY CONCERN**

**Statutory Auditors Certificate for asset cover in respect of listed debt securities for the  
nine months ended 31<sup>st</sup> December 2022**

We hereby certify that:

- a) The listed entity i.e. M/s **Bahadur Chand Investments Private Limited**, having Corporate Identification No U65921DL1979PTC331322 and registered office at The Grand Plaza, Plot No. 2, Nelson Mandela Road, Vasant Kunj – Phase – II, New Delhi – 110070 has vide its Board Resolution and information memorandum/ offer document and under various Debenture Trust Deeds, has issued the following listed debt securities:

**i) NCDs**

ISIN	PRIVATE PLACEMENT/PUBLIC ISSUE	SECURED/ UNSECURED	SANCTIONED AMOUNT
INE087M08050	Private Placement	Unsecured	6,500,000,000
INE087M08068	Private Placement	Unsecured	8,749,650,000
INE087M08076	Private Placement	Unsecured	5,000,000,000

**ii) CPs**

ISIN	PRIVATE PLACEMENT/PUBLIC ISSUE	SECURED/ UNSECURED	SANCTIONED AMOUNT
INE087M14AW1	Private Placement	Unsecured	1,000,000,000.00
INE087M14AK6	Private Placement	Unsecured	500,000,000.00
INE087M14AK6	Private Placement	Unsecured	500,000,000.00
INE087M14AL4	Private Placement	Unsecured	1,000,000,000.00
INE087M14AQ3	Private Placement	Unsecured	2,000,000,000.00
INE087M14AS9	Private Placement	Unsecured	1,000,000,000.00
INE087M14AS9	Private Placement	Unsecured	1,000,000,000.00
INE087M14AR1	Private Placement	Unsecured	500,000,000.00

**Branches:** 646/A, Malerkotla House, Civil Lines, Ludhiana-141001  
C/o Periwals, 51 The Gateway, Amboli, Andheri West, Mumbai - 400101  
135-A, Biplabi Rash, Behari Basu Road, Kolkata – 700001  
H.No. 1202, Sector 44-B, Chandigarh-160047  
2nd Floor, S 25, Dher Ka Balaji, Sikar Road, Jaipur-302039  
L-4/23, First Floor, DLF City Phase-2, Gurugram-122002  
SCF 40, Second Floor, Phase 9, Mohali-160062  
78-New Grain Market, Fazilka, Distt. Ferozepur-152123  
SCF 39, New Grain Market, Muktsar-152026





INE087M14AR1	Private Placement	Unsecured	500,000,000.00
INE087M14AT7	Private Placement	Unsecured	400,000,000.00
INE087M14AT7	Private Placement	Unsecured	850,000,000.00
INE087M14AU5	Private Placement	Unsecured	1,500,000,000.00
INE087M14AV3	Private Placement	Unsecured	1,000,000,000.00
INE087M14AV3	Private Placement	Unsecured	500,000,000.00

**b) Asset Cover for listed debt securities:**

- The financial information has been extracted from the books of accounts for the period ended 31.12.2022 and other relevant records of the listed entity;
- The assets of the listed entity provide coverage of **Nil** times of the interest and principal amount, which is in accordance with the terms of issue/ debenture trust deed (calculation as per statement of asset cover ratio for the **Secured debt securities**) as there are no secured debt securities;
- The total assets of the listed entity provide coverage of **1.43** times of the principal, which is in accordance with the terms of issue (calculation as per statement of asset coverage ratio available for the **unsecured debt securities**) (as per requirement of Regulation 54 read with Regulation 56(1)(d) of LODR Regulations).

Sl No.	Particulars		Values as on 31 <sup>st</sup> December 2022 (Amount in INR crores)
i.	<b>Net assets of the listed entity available for unsecured lenders (Property Plant &amp; Equipment (excluding intangible assets and prepaid expenses) + Investments + Cash &amp; Bank Balances + Other current/ Non-current assets excluding deferred tax assets (-) Total assets available for secured lenders/creditors on pari passu/exclusive charge basis under the above heads (-) unsecured current/ non-current liabilities (-) interest accrued/ payable on unsecured borrowings)</b>	<b>A</b>	<b>10,116.48</b>
	· Property Plant & Equipment (Fixed assets) - movable/immovable property etc		0.02
	· Loans /advances given (net of provisions, NPAs and sell down portfolio), Debt Securities, other credit extended etc		-
	· Receivables including interest accrued on Term loan/ Debt Securities etc		62.01
	· Investment(s)*		10,187.73
	· Cash and cash equivalents and other current/ Non-current assets		8.88
	· Current tax assets (net)		-
	(-) interest accrued/ payable on unsecured borrowings		(141.13)
	(-) unsecured trade payables		-
	(-) statutory liabilities		(1.03)



ii.	<b>Total borrowing (unsecured)</b>	<b>B</b>	<b>7,072.24</b>
	· Term loan		460.00
	· Non-convertible Debt Securities		5,424.97
	· CC/ OD Limits		-
	· Other Borrowings		1,187.27
	· IND - AS adjustment for effective Interest rate on unsecured borrowings		-
	<b>Asset Coverage Ratio</b>	<b>A/B</b>	<b>1.43</b>
	<b>(100% or higher as per the terms of offer document/information memorandum/ debenture trust deed)</b>		

\* The balance of Investments as on 31<sup>st</sup> December 2022 is net off provision for impairment and is based on the signed financials as on 31<sup>st</sup> December 2022.

**c) Compliance of all the covenants/terms of the issue in respect of listed debt securities of the listed entity.**

We have examined the compliances made by the listed entity in respect of the covenants/terms of the issue of the listed debt securities (NCD's) and certify that such covenants/terms of the issue have been complied by the entity.

For S.S Periwal & Co.  
Chartered Accountants  
ICAI Firm Registration No.: 001021N



CA Pankaj Periwal  
Partner

Membership No.: 096086  
UDIN: 23096086BGYHIQ3020

Place: Ludhiana  
Date: 08.02.2023

**BAHADUR CHAND INVESTMENTS PRIVATE LIMITED**

Regd. Office: The Grand Plaza, Plot No. 2, Nelson Mandela Road, Vasant Kunj – Phase – II, New Delhi –110 070

Correspondence Address: 37, Community Center, Basant Lok, Vasant Vihar, New Delhi – 110 057

Phone: 011 – 47619310; Fax: 011 – 26152453; Website: [www.bahadurchandinvestments.com](http://www.bahadurchandinvestments.com)

e-mail: info.bcipl@gmail.com; CIN: U65921DL1979PTC331322; PAN: AAACB6706F

**A. Statement of utilization of issue proceeds:**

Name of the Issuer	ISIN	Mode of Fund Raising (Public issues/ Private placement)	Type of instrument	Date of raising funds	Amount Raised	Funds utilized	Any deviation (Yes/ No)	If 8 is Yes, then specify the purpose of for which the funds were utilized	Remarks, if any
Bahadur Chand Investments Private Limited	INE087M08050	Private Placement	Unsecured NCD	02-03-2020	6,500,000,000	6,500,000,000	No	NA	NA
	INE087M08068	Private Placement	Unsecured NCD	09-03-2020	10,500,000,000	10,500,000,000	No		
	INE087M08076	Private Placement	Unsecured NCD	09-09-2020	5,000,000,000	5,000,000,000	No		

**B. Statement of deviation/ variation in use of Issue proceeds: Not Applicable**

Particulars	Remarks
Name of listed entity	
Mode of fund raising	
Type of instrument	
Date of raising funds	
Amount raised	
Report filed for quarter ended	
Is there a deviation/ variation in use of funds raised? Whether any approval is required to vary the objects of the issue stated in the prospectus/ offer document?	
If yes, details of the approval so required?	
Date of approval	



## BAHADUR CHAND INVESTMENTS PRIVATE LIMITED

Regd. Office: The Grand Plaza, Plot No. 2, Nelson Mandela Road, Vasant Kunj – Phase – II, New Delhi –110 070

Correspondence Address: 37, Community Center, Basant Lok, Vasant Vihar, New Delhi – 110 057

Phone: 011 – 47619310; Fax: 011 – 26152453; Website: [www.bahadurchandinvestments.com](http://www.bahadurchandinvestments.com)

e-mail: info.bcipl@gmail.com; CIN: U65921DL1979PTC331322; PAN: AAACB6706F

Explanation for the deviation/ variation						
Comments of the audit committee after review						
Comments of the auditors, if any						
Objects for which funds have been raised and where there has been a deviation/ variation, in the following table:						
Original Object	Modified Object, if any	Original allocation	Modified allocation, if any	Funds utilized	Amount of deviation for the quarter	Remarks, if any
Deviation could mean: a. Deviation in the objects or purposes for which the funds have been raised. b. Deviation in the amount of funds actually utilized as against what was originally disclosed.						
<b>Name of signatory: Saloni Agarwal</b> <b>Designation: Company Secretary and Compliance Officer</b>  <b>Date: 08.02.2023</b>						



**S.S. PERIWAL & CO.**  
**CHARTERED ACCOUNTANTS**

Head Office: J-45, Basement, Vikaspuri,  
Outer Ring Road, Pillar No. 9,  
New Delhi-110018  
Mobile: 94172-40316  
E-mail: ssperiwal73@gmail.com

**INDEPENDENT AUDITORS' REVIEW REPORT ON THE STANDALONE UNAUDITED  
FINANCIAL RESULTS FOR THE QUARTER AND HALF YEAR ENDED 30<sup>TH</sup> SEPTEMBER 2022**

To  
Board of Directors of  
Bahadur Chand Investments Private Limited  
New Delhi

We have reviewed the accompanying Statement of unaudited standalone financial results of "**Bahadur Chand Investments Private Limited**" (the "Company") for the quarter and the half year ended 30<sup>th</sup> September 2022 (the "Statement")

1. This Statement, which is the responsibility of the Company's management and approved by the Board of Directors, has been prepared in accordance with the recognition and measurement principles laid down in Indian Accounting Standard 34 "*Interim Financial Reporting*" ("Ind AS 34"), prescribed under Section 133 of the Companies Act, 2013, and other accounting principles generally accepted in India and in compliance with Regulation 52 of the Securities and Exchange Board of India (Listing Obligations and Disclosure Requirements) Regulations, 2015. Our responsibility is to issue a report on the Statement based on our review.
2. We have conducted our review of the Statement in accordance with the Standard on Review Engagements (SRE) 2410 "*Review of Interim Financial Information Performed by the Independent Auditor of the Entity*" issued by the Institute of Chartered Accountants of India. This standard requires that we plan and perform the review to obtain moderate assurance as to whether the Statement is free of material misstatement. A review is limited primarily to inquiries of company personnel and analytical procedures applied to financial data and thus provide less assurance than an audit. We have not performed an audit and accordingly, we do not express an audit opinion.
3. Based on our review conducted as above, nothing has come to our attention that causes us to believe that the accompanying Statement, prepared in accordance with applicable accounting standards and other recognised accounting practices and policies has not disclosed the information required to be disclosed in terms of Regulation 52 of the Securities and Exchange Board of India (Listing Obligations and Disclosure Requirements) Regulations, 2015 including the manner in which it is to be disclosed, or that it contains any material misstatement.
4. The Statement includes comparative financial figures of the company for the half year ended September 30, 2021 which has been reviewed by the predecessor audit firm, where in they have expressed unmodified conclusion vide report dated November 2<sup>nd</sup> 2021

For S.S. Periwal & Co.

Chartered Accountants

ICAI Firm Registration No.: 001021N

CA Pankaj Periwal  
Partner

Membership No.: 096086

UDIN: 22096086BCRSNC2095

Place: Ludhiana  
Date: 10.11.2022

Branches: 646/A, Malerkotla House, Civil Lines, Ludhiana-141001  
135-A, Biplabi Rash, Behari Basu Road, Kolkata - 700001  
H.No. 1202, Sector 44-B, Chandigarh-160047  
2nd Floor, S 25, Dher Ka Balaji, Sikar Road, Jaipur-302039  
L-4/23, First Floor, DLF City Phase-2, Gurugram-122002  
SCF 40, Second Floor, Phase 9, Mohali-160062  
78-New Grain Market, Fazilka, Distt. Ferozepur-152123  
SCF 39, New Grain Market, Muktsar-152026



**Bahadur Chand Investments Private Limited**

Registered office : The Grand Plaza, Plot No. 2, Nelson Mandela Road, Vasant Kunj, Phase – II, New Delhi – 110 070

Correspondence Address: 37, Community Center, Basant Lok, Vasant Vihar, New Delhi – 110 057

Phone: 011 – 47619310; Fax: 011 – 26152453; Website: www.bahadurchandinvestments.com

e-mail: info.bcipl@gmail.com; CIN: U65921DL1979PTC331322; PAN: AAACB6706F

**Standalone statement of assets and liabilities as at September 30, 2022**  
(All amounts in Rupees lakhs unless otherwise stated)

Particulars	As at 30 Sep 2022 (Un - audited)	As at 31 March 2022 (Audited)
<b>Financial assets</b>		
(a) Cash and cash equivalents	8,704.07	905.34
(b) Bank balances other than included in (a) above	25.00	25.00
(c) Loans	15,000.00	15,000.00
(d) Investments	1,032,179.56	1,019,276.47
(e) Other financial assets	1.03	1.03
	<b>1,055,909.66</b>	<b>1,035,207.84</b>
<b>Non-financial assets</b>		
(a) Current tax assets (net)	-	3,880.46
(b) Property, plant and equipment	2.14	2.50
(c) Other non financial assets	2,184.92	3,020.93
	<b>2,187.06</b>	<b>6,903.89</b>
<b>Total assets</b>	<b>1,058,096.72</b>	<b>1,042,111.73</b>
<b>Liabilities and equity</b>		
<b>Liabilities</b>		
<b>Financial liabilities</b>		
(a) Trade payables		
(i) Total outstanding dues of micro enterprises and small enterprises	-	-
(ii) Total outstanding dues of creditors other than micro enterprises and small enterprises	2.68	4.49
(b) Debt securities	684,310.94	670,464.54
(c) Borrowings (other than debt securities)	48,500.00	42,500.00
(d) Other financial liabilities	9,945.04	6,559.76
	<b>742,758.66</b>	<b>719,528.79</b>
<b>Non-financial liabilities</b>		
(a) Current tax liabilities (net)	844.20	-
(b) Provisions	60.00	60.00
(c) Deferred tax liabilities (net)	13,903.66	13,459.49
(d) Other non-financial liabilities	167.65	994.11
	<b>14,975.51</b>	<b>14,513.60</b>
<b>Total liabilities</b>	<b>757,734.17</b>	<b>734,042.39</b>
<b>Equity</b>		
(a) Equity share capital	17.06	17.06
(b) Other equity	300,345.49	308,052.28
<b>Total equity</b>	<b>300,362.55</b>	<b>308,069.34</b>
<b>Total liabilities and equity</b>	<b>1,058,096.72</b>	<b>1,042,111.73</b>



**Standalone statement of financial results for the period ended September 30, 2022**  
**(All amounts in Rupees lakhs unless otherwise stated)**

Particulars	For the quarter ended			For the period ended		For the year ended
	30-Sep-22	30-Jun-22	30-Sep-21	30-Sep-22	30-Sep-21	March 31, 2022
	(Un - audited)	(Un - audited)	(Un - audited)	(Un - audited)	(Un - audited)	(Audited)
<b>INCOME</b>						
Revenue from operations						
Interest income	379.98	375.84	42.01	755.82	42.01	305.54
Dividend income	14,011.63	-	14,297.87	14,011.63	14,297.87	38,321.09
Net gain on fair value changes	(57.98)	1,964.31	1,666.99	1,906.33	3,228.12	1,674.17
Other income	250.30	131.57	55.26	381.87	191.12	392.52
<b>Total income (a)</b>	<b>14,583.93</b>	<b>2,471.72</b>	<b>16,062.13</b>	<b>17,055.65</b>	<b>17,759.12</b>	<b>40,693.32</b>
<b>EXPENSES</b>						
Finance costs	8,826.24	8,381.99	8,551.03	17,208.23	16,865.10	33,511.09
Depreciation and amortisation expenses	0.18	0.18	0.18	0.36	0.36	0.72
Other expenses	129.15	10.37	141.00	139.52	170.73	388.99
<b>Total expenses (b)</b>	<b>8,955.57</b>	<b>8,392.54</b>	<b>8,692.21</b>	<b>17,348.11</b>	<b>17,036.19</b>	<b>33,900.80</b>
<b>Profit/ (loss) before tax (a - b) = (c)</b>	<b>5,628.36</b>	<b>(5,920.82)</b>	<b>7,369.92</b>	<b>(292.46)</b>	<b>722.93</b>	<b>6,792.52</b>
Tax expense:						
- Current tax	3,092.57	14.92	1,968.03	3,107.49	2,089.81	4,028.75
- Deferred tax (credit)/ charge	(13.52)	457.69	388.40	444.17	752.15	390.08
- Income tax adjustment for earlier years	3,862.66	-	21.11	3,862.66	21.11	525.72
<b>Total tax expense (d)</b>	<b>6,941.71</b>	<b>472.61</b>	<b>2,377.54</b>	<b>7,414.32</b>	<b>2,863.07</b>	<b>4,944.55</b>
<b>Profit/ (loss) after tax (c - d) = (e)</b>	<b>(1,313.35)</b>	<b>(6,393.43)</b>	<b>4,992.38</b>	<b>(7,706.78)</b>	<b>(2,140.14)</b>	<b>1,847.97</b>
Other comprehensive income						
Items that will not be reclassified to profit & loss	-	-	-	-	-	-
Items that will be reclassified to profit & loss	-	-	-	-	-	-
<b>Total other comprehensive income (f)</b>	<b>-</b>	<b>-</b>	<b>-</b>	<b>-</b>	<b>-</b>	<b>-</b>
<b>Total comprehensive income (e + f)</b>	<b>(1,313.35)</b>	<b>(6,393.43)</b>	<b>4,992.38</b>	<b>(7,706.78)</b>	<b>(2,140.14)</b>	<b>1,847.97</b>
<b>Paid up equity share capital (Face value of Rs. 100 each)</b>						<b>17.06</b>
<b>Reserves</b>						<b>3,08,052.28</b>
<b>Earning per equity share (Nominal Value of Rs. 100 each):</b>						
- Basic	(7,697.51)	(37,471.75)	29,260.23	(45,169.27)	(12,543.31)	10,830.91
- Diluted	(7,697.51)	(37,471.75)	29,260.23	(45,169.27)	(12,543.31)	10,830.91



**Bahadur Chand Investments Private Limited**

Registered office : The Grand Plaza, Plot No. 2, Nelson Mandela Road, Vasant Kunj, Phase – II, New Delhi – 110 070

Correspondence Address: 37, Community Center, Basant Lok, Vasant Vihar, New Delhi – 110 057

Phone: 011 – 47619310; Fax: 011 – 26152453; Website: www.bahadurchandinvestments.com

e-mail: info.bcipl@gmail.com; CIN: U65921DL1979PTC331322; PAN: AAACB6706F

**Standalone statement of Cash Flows for the period ended September 30, 2022**

(All amounts in Rupees lakhs unless otherwise stated)


	For the period ended Sep 30, 2022	For the period ended Sep 30, 2021
	(Un-Audited)	(Un-Audited)
<b><u>Cash flow from operating activities</u></b>		
Profit after tax	(736.63)	(2,140.14)
Adjustments for:		
Add:		
Tax expense	444.17	2,863.07
Depreciation and amortisation expense	0.36	0.36
Debt issue expenses		829.09
Finance cost	17,208.23	-
Interest expense on debenture		12,771.19
Interest others		1,381.01
Interest expense on commercial paper		1,883.81
Less:		
Dividend income	-	14,297.87
Interest income	-	42.01
Net gain on fair value changes	1,906.33	3,228.12
Profit on sale of investments	381.87	191.12
<b>Operating Profit / (Loss) before working capital changes</b>	<b>14,627.93</b>	<b>(170.73)</b>
Adjustments for:		
Increase/(Decrease) in financial and non-financial liabilities	(828.28)	(814.11)
(Increase)/Decrease in other financial and non financial assets	836.01	740.59
	<b>14,635.66</b>	<b>(244.25)</b>
Less: Income tax paid (net of refund)	(2,245.48)	(1,891.10)
<b>Net cash (used in) operating activities</b>	<b>12,390.18</b>	<b>(2,135.35)</b>
<b><u>Cash flow from investing activities</u></b>		
Proceeds from sale of investments	(10,614.89)	-
Dividend income		14,297.87
Less:		
Inter corporate deposit given	-	-
Purchase of investments	-	(279.56)
<b>Net Cash generated from Investing Activities</b>	<b>(10,614.89)</b>	<b>14,018.31</b>
<b><u>Cash flow from financing activities</u></b>		
Proceeds from/ (repayment of) borrowings	6,000.00	15,000.00
Proceeds/(repayment) of debt securities	13,846.40	-
Interest income		42.01
Interest paid on Non Convertible Debentures		(9,957.61)
Interest paid on Short Term borrowing		-
Interest paid on debt securities and borrowings	(13,822.96)	-
Discounting Charges on short term borrowings		(159.36)
Debt issue expenses		(829.09)
Prepayment Charges		-
Secured loan interest		-
<b>Net Cash (used in) financing activities</b>	<b>6,023.44</b>	<b>4,095.95</b>
<b>Net changes in cash and cash equivalents (A)+(B)+(C)</b>	<b>7,798.73</b>	<b>15,978.91</b>
<b>Cash and Cash Equivalents at the beginning of the year</b>	<b>905.34</b>	<b>821.37</b>
<b>Cash and Cash Equivalents at the end</b>	<b>8,704.07</b>	<b>16,800.28</b>
	(0.00)	-




**Notes:**

- 1) The Company is a Non-Banking Financial Company registered with Reserve Bank of India ("RBI") as Core Investment Company.
- 2) The financial results for the half year ended 30 September 2022 have been reviewed by the Audit Committee and approved by the Board of Directors at their respective meetings held on November 10, 2022.
- 3) The financial results for the Company have been prepared in accordance with the Indian Accounting Standards ('Ind AS') notified under the Companies (Indian Accounting Standards) Rules, 2015 as amended by the Companies (Indian Accounting Standards) Rules, 2016, prescribed under Section 133 of the Companies Act, 2013 ('the Act') read with relevant rules issued thereunder and the other accounting principles generally accepted in India. Any application guidance/ clarifications/ directions issued by the Reserve Bank of India or other regulators are implemented as and when they are issued/ applicable.
- 4) In compliance with Regulation 52 of the Securities Exchange Board of India ('SEBI') (Listing Obligations and Disclosure Requirements) Regulations, 2015, the financial results have been reviewed by the Statutory Auditors.
- 5) Given that the Company is a Non-Banking Financial Company - Core Investment Company registered with RBI, which involve lending/investment within the Group, the impact of the covid pandemic has been limited and not material. The Company has carried out a comprehensive assessment of possible impact on its business operations, financial assets, contractual obligations and its overall liquidity position, based on the internal and external sources of information and application of reasonable estimates. The Company does not foresee any significant incremental risk to the recoverability of its assets or in meeting its financial obligations over the foreseeable future, given early and required steps taken to contain, protect and mitigate the exposure.
- 6) Information as required by Regulation 52(4) of the Securities and Exchange Board of India (Listing Obligations and Disclosure Requirements) Regulations, 2015, as amended, is as per 'Annexure 1' attached.
- 7) The main business of the Company is investment activity and the same is aggregated as a single segment. Accordingly, there are no separate reportable segments as per the Ind AS 108 on Operating Segments.

For and on behalf of the Board of Directors of  
**Bahadur Chand Investments Private Limited**



**Suman Kant Munjal**  
Director  
DIN : 00002803  
Place: New Delhi  
Date: November 10, 2022



**Pawan Munjal**  
Director  
DIN: 00004223  
Place: New Delhi  
Date: November 10, 2022

Disclosure in compliance with Regulation 52 (4) of the SEBI (Listing Obligation and Disclosure Requirements) Regulation, 2015 for the period ended 30 September 2022

S. No.	Particulars	Quarter ended		Half Year ended		Year ended
		September 30, 2022	June 30, 2021	September 30, 2022	September 30, 2021	As at 31 March 2022
		(Unaudited)	(Unaudited)	(Unaudited)	(Unaudited)	(Audited)
1	Debt equity ratio	2.44	2.43	2.41	2.44	2.41
	(Debt equity ratio is (Debt securities + Borrowings) / Net worth)					2.31
2	Net worth (Rs. in lakhs)	3,00,362.55	3,01,675.91	3,04,081.22	3,00,362.55	3,08,069.14
	Calculated as defined in Section 2(57) of the Companies Act, 2013					
3	Net profit after taxes for the period (Rs. in lakhs)	(1,313.35)	(6,392.43)	4,992.38	(7,706.78)	(2,140.14)
4	Earnings per share					1,847.97
	Basic (in Rs.)	(7,697.31)	(37,471.75)	29,260.23	(45,169.27)	(12,543.31)
	Diluted (in Rs.)	(7,697.31)	(37,471.75)	29,260.23	(45,169.27)	(12,543.31)
5	Debt service coverage ratio (No. of times)	Not applicable	Not applicable	Not applicable	Not applicable	Not applicable
6	Interest service coverage ratio (no. of times)	Not applicable	Not applicable	Not applicable	Not applicable	Not applicable
7	Current ratio	0.38	0.39	0.50	0.38	0.50
	(Current ratio is Current assets/Current liabilities)					
8	Long term debt to working capital	32.55	22.18	26.70	32.55	26.70
9	Bad debts to account receivable	Not applicable	Not applicable	Not applicable	Not applicable	Not applicable
	Bad debts to accounts receivable ratio - (Bad debts written off/ Trade Receivables)					
10	Current liability ratio	0.15	0.13	0.10	0.13	0.10
	Current liability ratio - (Current Liabilities / Total Liabilities)					
11	Total debt to total assets ratio	0.70	0.70	0.70	0.70	0.69
	Total debt to Total assets - [(Non current borrowing including current maturity + Current borrowing + Interest accrued to be paid) / Total Assets]					
12	Debtor turnover ratio	Not applicable	Not applicable	Not applicable	Not applicable	Not applicable
	Debtors Turnover - (Annualised Turnover / Average Debtors)					
13	Inventory turnover ratio	Not applicable	Not applicable	Not applicable	Not applicable	Not applicable
	(x) Inventory Turnover - [Annualised Cost of goods sold / Average Inventory]					
14	Operating margin	Not applicable	Not applicable	Not applicable	Not applicable	Not applicable
15	Net profit margin	-8%	-273%	31%	-46%	-12%
	Net Profit Margin - Net profit after tax / Revenue from operations					
16	Sector specific equivalent ratio	0.43	0.40	0.42	0.43	0.43
	(a) Capital ratio					
	Adjusted net worth / Risk weighted assets as per applicable RBI guidelines					
	(b) Leverage ratio	1.65	1.76	1.70	1.65	1.63
	Outside liabilities / Adjusted net worth as per applicable RBI guidelines					
17	Capital redemption reserve/debt redemption reserve	Not applicable	Not applicable	Not applicable	Not applicable	Not applicable
	Not applicable, since, debenture redemption reserve is not required in respect of privately placed debentures in terms of Rules 18(7)(b)(vi) of Companies (Share Capital and Debentures) Rules, 2014.					
18	Outstanding redeemable preference shares (Quantity and value)	Not applicable	Not applicable	Not applicable	Not applicable	Not applicable



**Bahadur Chand Investments Private Limited**  
Annexure 1-A

Disclosure in compliance with Regulation 52 (8), read with regulation 52(4) of the SEBI (Listing Obligation and Disclosure Requirements) Regulation, 2015 for the period ended 30 September 2022

S. No.	Particulars	Quarter ended			Half Year ended		Year ended As at 31 March 2022
		September 30, 2022	June 30, 2022	September 30, 2021	September 30, 2022	September 30, 2021	
1.	Total Income from Operations	14,583.93	2,471.72	16,062.13	17,055.65	17,759.12	40,693.32
2.	Net Profit/ (Loss) for the period (before Tax, Exceptional and/ or Extraordinary items*)	5,628.36	(5,920.82)	7,369.92	(292.46)	722.93	6,792.52
3.	Net Profit/ (Loss) for the period before tax (after Exceptional and/ or Extraordinary items*)	5,628.36	(5,920.82)	7,369.92	(292.46)	722.93	6,792.52
4.	Net Profit/ (Loss) for the period after tax (after Exceptional and/ or Extraordinary items*)	(1,313.35)	(6,393.43)	4,992.38	(7,706.78)	(2,140.14)	1,847.97
5.	Total Comprehensive Income for the period [Comprising Profit/ (Loss) for the period (after tax) and Other Comprehensive Income (after tax)]	(1,313.35)	(6,393.43)	4,992.38	(7,706.78)	(2,140.14)	1,847.97
6.	Paid up Equity Share Capital	17.06	17.06	17.06	17.06	17.06	17.06
7.	Reserves (excluding Revaluation Reserve)	3,00,345.49	3,01,658.85	3,04,064.16	3,00,345.49	3,04,064.16	3,08,052.28
8.	Securities Premium Account	1,33,995.94	1,33,995.94	1,33,995.94	1,33,995.94	1,33,995.94	1,33,995.94
9.	Net worth	3,00,362.55	3,01,675.91	3,04,081.22	3,00,362.55	3,04,081.22	3,08,069.34
10.	Paid up Debt Capital/ Outstanding Debt	7,42,755.98	7,41,484.16	7,33,942.81	7,42,755.98	7,33,942.81	7,19,524.30
11.	Outstanding Redeemable Preference Shares	Not applicable	Not applicable	Not applicable	Not applicable	Not applicable	Not applicable
12.	Debt Equity Ratio	2.44	2.43	2.41	2.44	2.41	2.31
13.	Earnings Per Share (of Rs. ___/- each) (for continuing and discontinued operations) -						
	Basic (in Rs.)	(7,697.51)	(37,471.75)	29,260.23	(45,169.27)	(12,543.31)	10,830.91
	Diluted (in Rs.)	(7,697.51)	(37,471.75)	29,260.23	(45,169.27)	(12,543.31)	10,830.91
14.	Capital Redemption Reserve	Not applicable	Not applicable	Not applicable	Not applicable	Not applicable	Not applicable
15.	Debt Redemption Reserve	Not applicable	Not applicable	Not applicable	Not applicable	Not applicable	Not applicable
16.	Debt Service Coverage Ratio	Not applicable	Not applicable	Not applicable	Not applicable	Not applicable	Not applicable
17.	Interest Service Coverage Ratio	Not applicable	Not applicable	Not applicable	Not applicable	Not applicable	Not applicable





## BAHADUR CHAND INVESTMENTS PRIVATE LIMITED

Regd. Office: The Grand Plaza, Plot No. 2, Nelson Mandela Road, Vasant Kunj – Phase – II, New Delhi –110 070

Correspondence Address: 37, Community Center, Basant Lok, Vasant Vihar, New Delhi – 110 057

Phone: 011 – 47619310; Fax: 011 – 26152453; Website: [www.bahadurchandinvestments.com](http://www.bahadurchandinvestments.com)

e-mail: info.bcipl@gmail.com; CIN: U65921DL1979PTC331322; PAN: AAACB6706F

### A. Statement of utilization of issue proceeds:

Name of the Issuer	ISIN	Mode of Fund Raising (Public issues/ Private placement)	Type of instrument	Date of raising funds	Amount Raised	Funds utilized	Any deviation (Yes/ No)	If 8 is Yes, then specify the purpose of for which the funds were utilized	Remarks, if any
Bahadur Chand Investments Private Limited	INE087M08050	Private Placement	Unsecured NCD	02-03-2020	6,500,000,000	6,500,000,000	No	NA	NA
	INE087M08043	Private Placement	Unsecured NCD	03-12-2019	3,500,000,000	3,500,000,000	No		
	INE087M08068	Private Placement	Unsecured NCD	09-03-2020	10,500,000,000	10,500,000,000	No		
	INE087M08076	Private Placement	Unsecured NCD	09-09-2020	5,000,000,000	5,000,000,000	No		

### B. Statement of deviation/ variation in use of Issue proceeds: Not Applicable

Particulars	Remarks
Name of listed entity	
Mode of fund raising	
Type of instrument	
Date of raising funds	
Amount raised	
Report filed for quarter ended	
Is there a deviation/ variation in use of funds raised?	
Whether any approval is required to vary the objects of the issue stated in the prospectus/ offer document?	



## BAHADUR CHAND INVESTMENTS PRIVATE LIMITED

Regd. Office: The Grand Plaza, Plot No. 2, Nelson Mandela Road, Vasant Kunj – Phase – II, New Delhi –110 070

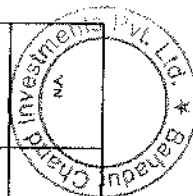
Correspondence Address: 37, Community Center, Basant Lok, Vasant Vihar, New Delhi – 110 057

Phone: 011 – 47619310; Fax: 011 – 26152453; Website: [www.bahadurchandinvestments.com](http://www.bahadurchandinvestments.com)

e-mail: info.bcipl@gmail.com; CIN: U65921DL1979PTC331322; PAN: AAACB6706F

If yes, details of the approval so required?						
Date of approval						
Explanation for the deviation/ variation						
Comments of the audit committee after review						
Comments of the auditors, if any						
Objects for which funds have been raised and where there has been a deviation/ variation, in the following table:						
Original Object	Modified Object, if any	Original allocation	Modified allocation, if any	Funds utilized	Amount of deviation for the quarter	Remarks, if any
Deviation could mean: a. Deviation in the objects or purposes for which the funds have been raised. b. Deviation in the amount of funds actually utilized as against what was originally disclosed.						
<div> <b>Name of signatory: Saloni Agarwal</b> <b>Designation: Company Secretary and Compliance Officer</b> <b>Date: 10.11.2022</b></div> <div></div>						

S. No.	Details of the party (based on the party entering into the transaction)		Details of the counterparty			Type of related party transaction (see Note 5)	Value of the transaction during the reporting period (see Note 6)	In case monies are due to other party as a result of the transaction (see Note 7)		Nature of indebtedness (land, issuance of debt or any other etc.)	Cost (see Note 7)	Tenure	Interest Rate (%)	Secured/ unsecured	Purpose for which the funds will be used by the ultimate recipient of funds (see Note 8)
	Name	PAN	Relationship of the counterparty with the listed entity or its subsidiary	PAN	Relationship of the counterparty with the listed entity or its subsidiary			Opening Balance	Closing Balance						
1	Bahadur Chandra Investments Private Limited	AAACB8706F	Hera Electronics Pvt Limited	AAACB8305B	Associates	Purchase of Equity Instrument	NIL	48.00	45.00	N.A.	N.A.	N.A.	N.A.	N.A.	N.A.
2	Bahadur Chandra Investments Private Limited	AAACB8706F	Hera FinCorp Limited	AAACB8157J	Associates	Purchase of Equity Instrument	NIL	1,552.51	1,552.51	N.A.	N.A.	N.A.	N.A.	N.A.	N.A.
3	Bahadur Chandra Investments Private Limited	AAACB8706F	Manish ACME Packaging Systems Pvt Limited	AAACB8306E	Associates	Purchase of Equity Instrument	NIL	55.22	55.22	N.A.	N.A.	N.A.	N.A.	N.A.	N.A.
4	Bahadur Chandra Investments Private Limited	AAACB8706F	BN Murali Energies Private Limited	AAACB8725BK	Associates	Purchase of Equity Instrument	NIL	2.38	2.38	N.A.	N.A.	N.A.	N.A.	N.A.	N.A.
5	Bahadur Chandra Investments Private Limited	AAACB8706F	Rockman Industries Limited	AAACB8786E	Associates	Purchase of Equity Instrument	NIL	10.00	10.00	N.A.	N.A.	N.A.	N.A.	N.A.	N.A.
6	Bahadur Chandra Investments Private Limited	AAACB8706F	Easy Bill Pvt Limited	AAACB8750H	Associates	Purchase of Equity Instrument	NIL	54.25	54.25	N.A.	N.A.	N.A.	N.A.	N.A.	N.A.
7	Bahadur Chandra Investments Private Limited	AAACB8706F	BHL Educorp Services	AAACB87281F	Subsidiaries	Purchase of Equity Instrument	NIL	198.50	198.50	N.A.	N.A.	N.A.	N.A.	N.A.	N.A.
8	Bahadur Chandra Investments Private Limited	AAACB8706F	Herox Private Limited	AAACB815470B	Subsidiaries	Purchase of Equity Instrument	NIL	30.00	30.00	N.A.	N.A.	N.A.	N.A.	N.A.	N.A.
9	Bahadur Chandra Investments Private Limited	AAACB8706F	Hera MotorCorp Limited	AAACB81051J	Associates	Purchase of Equity Instrument	NIL	7,637.18	7,637.18	N.A.	N.A.	N.A.	N.A.	N.A.	N.A.
10	Bahadur Chandra Investments Private Limited	AAACB8706F	Hera InvestCorp Private Limited	AAACB82624A	Enterprises in which key management personnel and relatives of such personnel are able to exercise control	Purchase of Preference Instrument	NIL	287.31	286.85	N.A.	N.A.	N.A.	N.A.	N.A.	N.A.
11	Bahadur Chandra Investments Private Limited	AAACB8706F	Hera Future Energies Pvt Limited	AAACB810555F	Enterprises in which key management personnel and relatives of such personnel are able to exercise control	Purchase of Preference Instrument	NIL	299.47	308.43	N.A.	N.A.	N.A.	N.A.	N.A.	N.A.
12	Bahadur Chandra Investments Private Limited	AAACB8706F	Hera MotorCorp Limited	AAACB81021J	Associates	Dividend Income	N.A.	NIL	NIL	N.A.	N.A.	N.A.	N.A.	N.A.	N.A.




Rank	Entity	Entity's In which key management personnel are able to exercise control	Inter-Corporate deposits given	N/A	150.00	150.00	Loan	150.00	180 days	Inter-corporate Deposit	10.00%	180 days	Unsecured	Principal business activities, general corporate purposes and derivatives mismatches
12	AAACB9706F Hero Wind Energy Pvt. Limited	AAQC-H1677G												
	Private Limited													

Notes:

Allowance of Impairment Loss

\* Allowance of Impairment Loss  
\*\* Interest Received

Format of Security Cover															
Column A	Column B	Column C	Column D	Column E	Column F	Column G	Column H	Column I	Column J	Column K	Column L	Column M	Column N	Column O	
Particulars		Exclusive Charge	Exclusive Charge	Pari-Passu Charge	Pari-Passu Charge	Pari-Passu Charge	Assets not offered as Security	Elimination on (amount in negative)	(Total C to H)	Related to only those items covered by this certificate					
Description of asset for which this certificate relate	Debt for which this certificate being issued	Other Secured Debt	Debt for which this certificate being issued	Assets shared by pari passu debt holder (includes debt for which this certificate is issued & other debt with pari-passu charge)	Other assets on which there is pari-passu charge (excluding items covered in column F)		debt amount considered more than once (due to exclusive plus pari passu charge)			Market Value for Assets charged on Exclusive basis	Carrying /book value for exclusive charge assets where market value is not ascertainable or applicable (For Eg. Bank Balance, DSRA market value is not applicable)	Market Value for Pari passu charge Assets	Carrying value/book value for pari passu charge assets where market value is not ascertainable or applicable (For Eg. Bank Balance, DSRA market value is not applicable)	Total Value (K+L+M+N)	
												Relating to Column F			
		Book Value	Book Value	Yes/ No	Book Value	Book Value									
<b>ASSETS</b>															
Property, Plant and Equipment	Not Applicable														
Capital Work in-Progress															
Right of Use Assets															
Goodwill															
Intangible Assets															
Intangible Assets under Development															
Investments															
Loans															
Inventories															
Trade Receivables															
Cash and Cash Equivalents															
Bank Balances other than Cash and Cash Equivalents															
Others															
<b>Total</b>															
<b>LIABILITIES</b>															
Debt securities to which this certificate pertains		Not to be filled	Not Applicable												
Other debt sharing pari-passu charge with above debt															
Other debt															
Subordinated debt															
Borrowings															
Bank															
Debt Securities															
Others															
Trade payables															
Lease Liabilities															
Provisions															
Others															
<b>Total</b>															
<b>Cover on Book Value</b>															
<b>Cover on Market Value</b>															
		Exclusive Security Cover Ratio			Pari-Passu Security Cover Ratio										





**TO WHOM IT MAY CONCERN**

**STATUTORY AUDITOR'S CERTIFICATE FOR ASSET COVER IN RESPECT OF LISTED  
DEBT SECURITIES FOR THE SIX MONTHS ENDED 30.09.2022**

We hereby certify that:

- a) The listed entity i.e. M/s **Bahadur Chand Investments Private Limited**, having Corporate Identification No U65921DL1979PTC331322 and registered office at The Grand Plaza, Plot No. 2, Nelson Mandela Road, Vasant Kunj – Phase – II, New Delhi – 110070. has vide its Board Resolution and information memorandum/ offer document and under various Debenture Trust Deeds, has issued the following listed debt securities:

i) **NCDs**

ISIN	PRIVATE PLACEMENT/PUBLIC ISSUE	SECURED/ UNSECURED	SANCTIONED AMOUNT
INE087M08050	Private Placement	Unsecured	6,500,000,000
INE087M08043	Private Placement	Unsecured	3,500,000,000
INE087M08068	Private Placement	Unsecured	8,749,650,000
INE087M08076	Private Placement	Unsecured	5,000,000,000

ii) **CPs**

ISIN	PRIVATE PLACEMENT/PUBLIC ISSUE	SECURED/ UNSECURED	SANCTIONED AMOUNT
INE087M14AK6	Private Placement	Unsecured	1,000,000,000
INE087M14AL4	Private Placement	Unsecured	1,000,000,000
INE087M14AQ3	Private Placement	Unsecured	1,000,000,000
INE087M14AR1	Private Placement	Unsecured	1,000,000,000
INE087M14AS9	Private Placement	Unsecured	3,000,000,000
INE087M14AT7	Private Placement	Unsecured	1,250,000,000
INE087M14AU5	Private Placement	Unsecured	1,500,000,000
INE087M14AV3	Private Placement	Unsecured	1,500,000,000

b) **Asset Cover for listed debt securities:**

- i. The financial information has been extracted from the books of accounts for the six month ended 30.09.2022 and other relevant records of the listed entity;

Branches: 646/A, Malerkotla House, Civil Lines, Ludhiana-141001  
135-A, Biplabi Rash, Behari Basu Road, Kolkata – 700001  
H.No. 1202, Sector 44-B, Chandigarh-160047  
2nd Floor, S 25, Dher Ka Balaji, Sikar Road, Jaipur-302039  
L-4/23, First Floor, DLF City Phase-2, Gurugram-122002  
SCF 40, Second Floor, Phase 9, Mohali-160062  
78-New Grain Market, Fazilka, Distt. Ferozepur-152123  
SCF 39, New Grain Market, Muktsar-152026



- ii. The assets of the listed entity provide coverage of Nil times of the interest and principal amount, which is in accordance with the terms of issue/ debenture trust deed (calculation as per statement of asset cover ratio for the Secured debt securities) as there are no secured debt securities;
- iii. The total assets of the listed entity provide coverage of 1.43 times of the principal, which is in accordance with the terms of issue (calculation as per statement of asset coverage ratio available for the unsecured debt securities) (as per requirement of Regulation 54 read with Regulation 56(1)(d) of LODR Regulations).

Sl No.	Particulars		Amount Rs. In crores
i.	Net assets of the listed entity available for unsecured lenders (Property Plant & Equipment (excluding intangible assets and prepaid expenses) + Investments + Cash & Bank Balances + Other current/ Non-current assets excluding deferred tax assets (-) Total assets available for secured lenders/creditors on pari passu/exclusive charge basis under the above heads (-) unsecured current/ non-current liabilities (-) interest accrued/ payable on unsecured borrowings)	A	10457.96
	Property Plant & Equipment (Fixed assets) - movable/immovable property etc		0.02
	Loans /advances given (net of provisions, NPAs and sell down portfolio), Debt Securities, other credit extended etc		-
	Receivables including interest accrued on Term loan/ Debt Securities etc		150.01
	Investment(s)*		10321.80
	Cash and cash equivalents and other current/ Non-current assets		87.29
	Current tax assets (net)		-
	(-) interest accrued/ payable on unsecured borrowings		(99.45)
	(-) unsecured trade payables		(0.03)
	(-) other liabilities		(1.68)

ii.	Total Borrowings (unsecured)	B	7328.11
	Term loan		485.00
	Non-convertible Debt Securities		5774.97
	Listed		-
	Unlisted		-
	CC/ OD Limits		-



	Other Borrowings- CP (net of Discount on issue of debentures)		1068.14
	IND - AS adjustment for effective Interest rate on unsecured borrowings		-
iii	Assets Coverage Ratio (100% or higher as per the terms of Offer Document/Information Memorandum/ Debenture Trust Deed)	(A/B)	1.43 times

*\* The balance of Investments as on 30<sup>th</sup> September 2022 is net off provision for impairment and is based on the signed financials as on 30<sup>th</sup> September 2022.*

**c) Compliance of all the covenants/terms of the issue in respect of listed debt securities of the listed entity:**

We have examined the compliances made by the listed entity in respect of the covenants/terms of the issue of the listed debt securities (NCD's) and certify that such covenants/terms of the issue have been complied by the entity.

For S.S. Periwal & Co.

Chartered Accountants

Firm Registration No.: 001021N

CA Pankaj Periwal

Partner

Membership No.: 096086



Place: Ludhiana

Date: 10.11.2022

UDIN: 22096086BCRRWL3877





**INDEPENDENT AUDITORS' REVIEW REPORT ON THE QUARTERLY UNAUDITED  
STANDALONE FINANCIAL RESULTS**

TO THE BOARD OF DIRECTORS OF  
BAHADUR CHAND INVESTMENTS PRIVATE LIMITED  
NEW DELHI

We have reviewed the accompanying Statement of unaudited standalone financial results of "**Bahadur Chand Investments Private Limited**" (the "Company") for the Quarter ended 30<sup>th</sup> June 2022 (the "Statement").

1. This Statement, which is the responsibility of the Company's management and approved by the Board of Directors, has been prepared in accordance with the recognition and measurement principles laid down in Indian Accounting Standard 34 "*Interim Financial Reporting*" ("Ind AS 34"), prescribed under Section 133 of the Companies Act, 2013, and other accounting principles generally accepted in India and in compliance with Regulation 52 of the Securities and Exchange Board of India (Listing Obligations and Disclosure Requirements) Regulations, 2015. Our responsibility is to issue a report on the Statement based on our review.
2. We conducted our review of the Statement in accordance with the Standard on Review Engagements (SRE) 2410 "*Review of Interim Financial Information Performed by the Independent Auditor of the Entity*" issued by the Institute of Chartered Accountants of India. This standard requires that we plan and perform the review to obtain moderate assurance as to whether the Statement is free of material misstatement. A review is limited primarily to inquiries of company personnel and analytical procedures applied to financial data and thus provide less assurance than an audit. We have not performed an audit and accordingly, we do not express an audit opinion.
3. Based on our review conducted as above, nothing has come to our attention that causes us to believe that the accompanying Statement, prepared in accordance with applicable accounting standards and other recognised accounting practices and policies has not disclosed the information required to be disclosed in terms of Regulation 52 of the Securities and Exchange Board of India (Listing Obligations and Disclosure Requirements) Regulations, 2015 including the manner in which it is to be disclosed, or that it contains any material misstatement.
4. The Statement includes comparative financial figures of the Company for the quarter ended June 30, 2021 which has been reviewed by the predecessor audit firm, where in they have expressed an unmodified conclusion vide report dated September 27, 2021.

For S.S. Periwal & Co.

Chartered Accountants

ICAI Firm Registration No.: 001021N

CA Pankaj Periwal  
Partner

Membership No.: 096086

UDIN: 22096086AOOWAU3078

Place: Ludhiana  
Date: 08.08.2022



Branches: 646/A, Malerkotla House, Civil Lines, Ludhiana-141001  
135-A, Biplabi Rash, Behari Basu Road, Kolkata - 700001  
926, Sector 7-B, Chandigarh-160019  
2nd Floor. S 25, Dher Ka Balaji, Sikar Road, Jaipur-302039  
L-4/23, First Floor, DLF City Phase-2, Gurugram-122002  
SCF 40, Second Floor, Phase 9, Mohali-160062  
78-New Grain Market, Fazilka, Distt. Ferozepur-152123  
415 Sector 8, Panchkula-134109



**Bahadur Chand Investments Private Limited**

Registered office : The Grand Plaza, Plot No. 2, Nelson Mandela Road, Vasant Kunj, Phase – II, New Delhi – 110 070

Correspondence Address: 37, Community Center, Basant Lok, Vasant Vihar, New Delhi – 110 057

Phone: 011 – 47619310; Fax: 011 – 26152453; Website: www.bahadurchandinvestments.com

e-mail: info.bcipl@gmail.com; CIN: U65921DL1979PTC331322; PAN: AAACB6706F

**Standalone statement of financial results for the quarter ended June 30, 2022**

**(All amounts in Rupees lakhs unless otherwise stated)**

Particulars	For the quarter ended			For the year ended
	30-Jun-22	March 31, 2022	30-Jun-21	March 31, 2022
	(Un - audited)	(Un - audited) Refer note 5	(Un - audited)	(Audited)
<b>INCOME</b>				
<b>Revenue from operations</b>				
Interest income	375.84	262.68	-	305.54
Dividend income	-	24,019.94	-	38,321.09
Net gain on fair value changes	1,964.31	(3,209.27)	1,561.13	1,674.17
<b>Other income</b>	131.56	53.97	135.86	392.52
<b>Total income (a)</b>	<b>2,471.72</b>	<b>21,127.32</b>	<b>1,696.99</b>	<b>40,693.32</b>
<b>EXPENSES</b>				
Finance costs	8,381.99	8,355.30	8,314.07	33,511.09
Depreciation and amortisation expenses	0.18	0.18	0.18	0.72
Other expenses	10.37	21.35	29.73	388.99
<b>Total expenses (b)</b>	<b>8,392.53</b>	<b>8,376.83</b>	<b>8,343.98</b>	<b>33,900.80</b>
<b>Profit/ (loss) before tax (a - b) = (c)</b>	<b>(5,920.82)</b>	<b>12,750.49</b>	<b>(6,646.99)</b>	<b>6,792.52</b>
Tax expense:				
- Current tax	14.92	483.48	121.78	4,028.75
- Deferred tax (credit)/ charge	457.69	385.69	363.75	390.08
- Income tax adjustment for earlier years	-	-	-	525.72
<b>Total tax expense (d)</b>	<b>472.61</b>	<b>869.17</b>	<b>485.53</b>	<b>4,944.55</b>
<b>Profit/ (loss) after tax (c - d) = (e)</b>	<b>(6,393.43)</b>	<b>11,881.32</b>	<b>(7,132.52)</b>	<b>1,847.97</b>
Other comprehensive income				
Items that will not be reclassified to profit & loss	-	-	-	-
Items that will be reclassified to profit & loss	-	-	-	-
<b>Total other comprehensive income (f)</b>	<b>-</b>	<b>-</b>	<b>-</b>	<b>-</b>
<b>Total comprehensive income (e + f)</b>	<b>(6,393.43)</b>	<b>11,881.32</b>	<b>(7,132.52)</b>	<b>1,847.97</b>
<b>Paid up equity share capital (Face value of Rs. 100 each)</b>				<b>17.06</b>
<b>Reserves</b>				<b>308,052.28</b>
<b>Earning per equity share ( Nominal Value of Rs. 100 each):</b>				
- Basic	(37,471.73)	(43,600.52)	(41,803.54)	10,830.91
- Diluted	(37,471.73)	(43,600.52)	(41,803.54)	10,830.91






**Notes:**

- 1) The Company is a Non-Banking Financial Company registered with Reserve Bank of India ("RBI") as Core Investment Company.
- 2) The above financial results have been reviewed by the Audit Committee and approved by the Board of Directors at their respective meetings held on August 08, 2022.
- 3) The financial results for the Company have been prepared in accordance with the Indian Accounting Standards ('Ind AS') notified under the the Companies (Indian Accounting Standards) Rules, 2015 as amended by the Companies (Indian Accounting Standards) Rules, 2016, prescribed under Section 133 of the Companies Act, 2013 ('the Act') read with relevant rules issued thereunder and the other accounting principles generally accepted in India. Any application guidance/ clarifications/ directions issued by the Reserve Bank of India or other regulators are implemented as and when they are issued/ applicable.
- 4) In compliance with Regulation 52 of the Securities Exchange Board of India ('SEBI') (Listing Obligations and Disclosure Requirements) Regulations, 2015, the financial results have been reviewed by the Statutory Auditors.
- 5) The figures for the quarter March 31, 2022 of the financial year 2021-22 are the balancing figures between audited figures in respect of the full financial year and the published year to date figures up to the end of third quarter December 31, 2021 of the financial year which were subjected to limited review by statutory auditors.
- 6) Given that the Company is a Non-Banking Financial Company - Core Investment Company registered with RBI, which involve lending/investment within the Group, the impact of the covid pandemic has been limited and not material. The Company has carried out a comprehensive assessment of possible impact on its business operations, financial assets, contractual obligations and its overall liquidity position, based on the internal and external sources of information and application of reasonable estimates. The Company does not foresee any significant incremental risk to the recoverability of its assets or in meeting its financial obligations over the foreseeable future, given early and required steps taken to contain, protect and mitigate the exposure.
- 7) Information as required by Regulation 52(4) of the Securities and Exchange Board of India (Listing Obligations and Disclosure Requirements) Regulations, 2015, as amended, is as per 'Annexure 1' attached.
- 8) The main business of the Company is investment activity and the same is aggregated as a single segment. Accordingly, there are no separate reportable segments as per the Ind AS 108 on Operating Segments.

For and on behalf of the Board of Directors of  
**Bahadur Chand Investments Private Limited**



**Suman Kant Munjal**  
Director  
DIN :00002803  
Place: New Delhi  
Date: 08 August 2022



Disclosure in compliance with Regulation 52 (4) of the SEBI (Listing Obligation and Disclosure Requirements) Regulation, 2015 for the quarter ended 30 June 2022

S. No.	Particulars	As at 30 June 2022	As at 31 March 2022
1	Debt equity ratio [Debt equity ratio is (Debt securities + Borrowings)/ Net worth]	2.43	2.31
2	Net worth (Rs. In lakhs) Calculated as defined in Section 2(57) of the Companies Act, 2013	301,675.91	308,069.34
3	Net profit after taxes (Rs. In lakhs)	(6,393.43)	1,847.97
4	Earnings per share Basic (in Rs.) Diluted (in Rs.)	(37,471.73) (37,471.73)	10,830.91 10,830.91
5	Debt service coverage ratio (No. of times)	Not applicable	Not applicable
6	Interest service coverage ratio (no. of times)	Not applicable	Not applicable
7	Current ratio [Current ratio is Current assets/ Current liabilities]	0.39	0.26
8	Long term debt to working capital	22.18	37.62
9	Bad debts to account receivable	Not applicable	Not applicable
10	Current liability ratio	0.13	0.13
11	Total debt to total assets ratio	0.70	0.69
12	Debtor turnover ratio	Not applicable	Not applicable
13	Inventory turnover ratio	Not applicable	Not applicable
14	Operating margin	Not applicable	Not applicable
15	Net profit margin Net Profit Margin - Net profit after tax / Revenue from operations	-273%	4.59%
16	Sector specific equivalent ratio (a) Capital ratio Adjusted net worth / Risk weighted assets as per applicable RBI guidelines (b) Leverage ratio Outside liabilities / Adjusted net worth as per applicable RBI guidelines	0.40 1.76	0.43 1.63
17	Capital redemption reserve/debenture redemption reserve Not applicable, since, debenture redemption reserve is not required in respect of privately placed debentures in terms of Rules 18(7)(b)(ii) of Companies (Share Capital and Debentures) Rules, 2014.	Not applicable	Not applicable
18	Outstanding redeemable preference shares (Quantity and value)	Not applicable	Not applicable







**S.S. PERIWAL & CO.**  
**CHARTERED ACCOUNTANTS**

Head Office: J-45, Basement, Vikaspuri,  
Outer Ring Road, Pillar No. 9,  
New Delhi-110018  
Mobile: 94172-40316  
E-mail: ssperiwal73@gmail.com

**TO WHOM IT MAY CONCERN**

We have verified the records and documents of the Bahadur Chand Investments Private Limited having Corporate Identification No U65921DL1979PTC331322 and registered office at The Grand Plaza, Plot No. 2, Nelson Mandela Road, Vasant Kunj - Phase - II, New Delhi - 110070

In compliance with the Regulation 56 of the SEBI (Listing Obligations and Disclosure Requirements) Regulations, 2015, as amended, we hereby confirm that the Company has maintained assets cover of 1.43 times as on 30.06.2022 (calculation as per statement of asset coverage ratio available for the **unsecured debt securities and unaudited Financial as on 30.06.2022**) as per terms of the offer documents/information memorandum and/or debenture trust deed in respect of non-convertible debt securities issued by the Company.

For S.S. Periwal & Co.  
Chartered Accountants  
ICAI Firm Registration No.: 001021N

CA Pankaj Periwal  
Partner  
Membership No.: 096086



Place: Ludhiana

Date: 08.08.2022

UDIN: 22096086AOOWOG6983

Branches: 646/A, Malerkotla House, Civil Lines, Ludhiana-141001  
135-A, Biplabi Rash, Behari Basu Road, Kolkata - 700001  
926, Sector 7-B, Chandigarh-160019  
2nd Floor, S 25, Dher Ka Balaji, Sikar Road, Jaipur-302039  
L-4/23, First Floor, DLF City Phase-2, Gurugram-122002  
SCF 40, Second Floor, Phase 9, Mohali-160062  
78-New Grain Market, Fazilka, Distt. Ferozepur-152123  
415 Sector 8, Panchkula-134109  
SCF 39, New Grain Market, Muktsar-152026

**BAHADUR CHAND INVESTMENTS PRIVATE LIMITED**

Regd. Office: The Grand Plaza, Plot No. 2, Nelson Mandela Road, Vasant Kunj – Phase – II, New Delhi –110 070

Correspondence Address: 37, Community Center, Basant Lok, Vasant Vihar, New Delhi – 110 057

Phone: 011 – 47619310; Fax: 011 – 26152453; Website: [www.bahadurchandinvestments.com](http://www.bahadurchandinvestments.com)

e-mail: info.bcipl@gmail.com; CIN: U65921DL1979PTC331322; PAN: AAACB6706F

**A. Statement of utilization of issue proceeds:****Annexure-2**

Name of the Issuer	ISIN	Mode of Fund Raising (Public issues/ Private placement)	Type of instrument	Date of raising funds	Amount Raised	Funds utilized	Any deviation (Yes/ No)	If 8 is Yes, then specify the purpose of for which the funds were utilized	Remarks, if any
Bahadur Chand Investments Private Limited	INE087M08050	Private Placement	Unsecured NCD	02-03-2020	6,500,000,000	6,500,000,000	No	NA	NA
	INE087M08043	Private Placement	Unsecured NCD	03-12-2019	3,500,000,000	3,500,000,000	No		
	INE087M08068	Private Placement	Unsecured NCD	09-03-2020	10,500,000,000	10,500,000,000	No		
	INE087M08076	Private Placement	Unsecured NCD	09-09-2020	5,000,000,000	5,000,000,000	No		

**B. Statement of deviation/ variation in use of Issue proceeds: Not Applicable**

Particulars	Remarks
Name of listed entity	
Mode of fund raising	
Type of instrument	
Date of raising funds	
Amount raised	
Report filed for quarter ended	





## BAHADUR CHAND INVESTMENTS PRIVATE LIMITED

Regd. Office: The Grand Plaza, Plot No. 2, Nelson Mandela Road, Vasant Kunj – Phase – II, New Delhi –110 070

Correspondence Address: 37, Community Center, Basant Lok, Vasant Vihar, New Delhi – 110 057

Phone: 011 – 47619310; Fax: 011 – 26152453; Website: [www.bahadurchandinvestments.com](http://www.bahadurchandinvestments.com)

e-mail: info.bcipl@gmail.com; CIN: U65921DL1979PTC331322; PAN: AAACB6706F

Is there a deviation/ variation in use of funds raised?						
Whether any approval is required to vary the objects of the issue stated in the prospectus/ offer document?						
If yes, details of the approval so required?						
Date of approval						
Explanation for the deviation/ variation						
Comments of the audit committee after review						
Comments of the auditors, if any						
Objects for which funds have been raised and where there has been a deviation/ variation, in the following table:						
Original Object	Modified Object, if any	Original allocation	Modified allocation, if any	Funds utilized	Amount of deviation for the quarter	Remarks, if any
Deviation could mean: a. Deviation in the objects or purposes for which the funds have been raised. b. Deviation in the amount of funds actually utilized as against what was originally disclosed.						
<div> <b>Name of signatory: Saloni Agarwal</b> <b>Designation: Company Secretary and Compliance Officer</b> <b>Date: 08.08.2022</b></div> <div></div>						



**INDEPENDENT AUDITORS' REPORT**

**TO THE BOARD OF DIRECTORS OF  
BAHADUR CHAND INVESTMENTS PRIVATE LIMITED**

**Report on the audit of the Standalone Annual Financial Results**

**Opinion**

We have audited the accompanying Statement of Standalone Audited Financial Results of Bahadur Chand Investments Private Limited (the "Company"), for the year ended March 31, 2022 attached herewith, being submitted by the Company pursuant to the requirement of Regulation 52 of SEBI (Listing Obligations and Disclosure Requirements) Regulations, 2015, as amended (the "Listing Regulations").

In our opinion and to best of our information and according to explanations given to us, the aforesaid standalone annual financial results:

- a. is presented in accordance with requirements of Regulation 52 of the Listing Regulations in this regard; and
- b. gives a true and fair view in conformity with the recognition and measurement principles laid down in the applicable Indian Accounting Standards and other accounting principles generally accepted in India, of the net profit and other comprehensive income and other financial information for the year ended March 31, 2022.

**Basis for Opinion**

We conducted our audit in accordance with the Standards on Auditing ("SAs") specified under sub-section (10) of Section 143 of the Companies Act, 2013 (the "Act"). Our responsibilities under those Standards are further described in the "Auditor's Responsibilities for the Audit of the Standalone Financial Result" section of our report. We are independent of the Company in accordance with the Code of Ethics issued by the Institute of Chartered Accountants of India together with the ethical requirements that are relevant to our audit of the financial results under the provisions of the Act and the Rules thereunder, and we have fulfilled our other ethical responsibilities in accordance with these requirements and the Code of Ethics. We believe that the audit evidence we have obtained is sufficient and appropriate to provide a basis for our opinion on the Standalone annual financial results.

**Management's Responsibilities for the Standalone Financial Results**

These standalone annual financial results have been prepared on the basis of the standalone annual financial statements.

The Company's Board of Directors are responsible for the preparation and presentation of the Statement that give a true and fair view of the net profit/loss and other comprehensive income



and other financial information in accordance with the recognition and measurement principles laid down in Indian Accounting Standards prescribed under Section 133 of the Act read with relevant rules issued thereunder and other accounting principles generally accepted in India and in compliance with Regulation 52 of the Listing Regulations. This responsibility also includes maintenance of adequate accounting records in accordance with the provisions of the Act for safeguarding of the assets of the Company and for preventing and detecting frauds and other irregularities; selection and application of appropriate accounting policies; making judgments and estimates that are reasonable and prudent; and design, implementation and maintenance of adequate internal financial controls that were operating effectively for ensuring the accuracy and completeness of the accounting records, relevant to the preparation and presentation of the standalone annual financial results that give a true and fair view and are free from material misstatement, whether due to fraud or error.

In preparing the standalone annual financial results, the Board of Directors are responsible for assessing the Company's ability to continue as a going concern, disclosing, as applicable, matters related to going concern and using the going concern basis of accounting unless the Board of Directors either intends to liquidate the Company or to cease operations, or has no realistic alternative but to do so.

The Board of Directors are also responsible for overseeing the Company's financial reporting process.

#### **Auditor's Responsibilities for the Audit of the Financial Results**

Our objectives are to obtain reasonable assurance about whether the standalone annual financial results as a whole are free from material misstatement, whether due to fraud or error, and to issue an auditor's report that includes our opinion. Reasonable assurance is a high level of assurance but is not a guarantee that an audit conducted in accordance with SAs will always detect a material misstatement when it exists. Misstatements can arise from fraud or error and are considered material if, individually or in the aggregate, they could reasonably be expected to influence the economic decisions of users taken on the basis of these standalone annual financial results.

As part of an audit in accordance with SAs, we exercise professional judgment and maintain professional skepticism throughout the audit. We also:

- Identify and assess the risks of material misstatement of the standalone annual financial results, whether due to fraud or error, design and perform audit procedures responsive to those risks, and obtain audit evidence that is sufficient and appropriate to provide a basis for our opinion. The risk of not detecting a material misstatement resulting from fraud is higher than for one resulting from error, as fraud may involve collusion, forgery, intentional omissions, misrepresentations, or the override of internal control.
- Obtain an understanding of internal control relevant to the audit in order to design audit procedures that are appropriate in the circumstances. Under Section 143(3) (i) of the Act, we are also responsible for expressing our opinion through a separate report on the complete set of financial statements on whether the company has adequate internal financial controls with reference to financial statements in place and the operating effectiveness of such controls.



- Evaluate the appropriateness of accounting policies used and the reasonableness of accounting estimates and related disclosures in the standalone annual financial results made by the Board of Directors.
- Conclude on the appropriateness of Board of Directors' use of the going concern basis of accounting and, based on the audit evidence obtained, whether a material uncertainty exists related to events or conditions that may cast significant doubt on the Company's ability to continue as a going concern. If we conclude that a material uncertainty exists, we are required to draw attention in our auditor's report to the related disclosures in the standalone annual financial results or, if such disclosures are inadequate, to modify our opinion. Our conclusions are based on the audit evidence obtained up to the date of our auditor's report. However, future events or conditions may cause the Company to cease to continue as a going concern.
- Evaluate the overall presentation, structure and content of the standalone annual financial results, including the disclosures, and whether the standalone annual financial results represent the underlying transactions and events in a manner that achieves fair presentation.

We communicate with those charged with governance regarding, among other matters, the planned scope and timing of the audit and significant audit findings, including any significant deficiencies in internal control that we identify during our audit.

We also provide those charged with governance with a statement that we have complied with relevant ethical requirements regarding independence, and to communicate with them all relationships and other matters that may reasonably be thought to bear on our independence, and where applicable, related safeguards.

#### Other Matter

1. The standalone annual financial results includes the results for the quarter ended 31 March 2022 being the balancing figure between the audited figures in respect of the full financial year and published year to date figures up to the third quarter of the current financial year which were subject to limited review by us.
2. The standalone annual financial results includes the results for the quarter ended 31 March 2021 being the balancing figure between the audited figures in respect of the full financial year and unpublished year to date figures up to the third quarter of the previous year which were subject to limited review by the predecessor audit firm.

Our report on the statement is not modified in respect of these matters.

For S.S. Periwai & Co.  
Chartered Accountants  
ICAI Firm Registration No.: 001021N

CA Pankaj Periwai  
Partner

Membership No.: 096086  
UDIN: 22096086AJXFLF3080

Place: Ludhiana  
Date: 30 May 2022



**Bahadur Chand Investments Private Limited**  
Registered office : The Grand Plaza, Plot No. 2, Nelson Mandela Road, Vasant Kunj, Phase – II, New Delhi – 110 070  
Correspondence Address: 37, Community Center, Basant Lok, Vasant Vihar, New Delhi – 110 057  
Phone: 011 – 47619310; Fax: 011 – 26152453; Website: www.bahadurchandinvestments.com  
e-mail: info.bcipl@gmail.com; CIN: U65921DL1979PTC331322; PAN: AAACB6706F

**Standalone statement of financial results for the quarter and year ended March 31, 2022**  
**(All amounts in Rupees lakhs unless otherwise stated)**

Particulars	For the quarter ended			For the year ended	
	March 31, 2022	Dec 31, 2021	March 31, 2021	March 31, 2022	March 31, 2021
	(Un - audited) Refer note 5	(Un - audited)	(Un - audited) Refer note 6	(Audited)	(Audited)
<b>INCOME</b>					
Revenue from operations					
Interest income	262.68	0.85	53.01	305.54	76.08
Dividend income	24,019.94	3.28	28,026.54	38,321.09	38,669.51
Net gain on fair value changes	(3,209.27)	1,655.32	(1,182.93)	1,674.17	2,878.23
Other income	53.97	147.43	163.73	392.52	1,596.71
<b>Total income (a)</b>	<b>21,127.32</b>	<b>1,806.88</b>	<b>27,060.35</b>	<b>40,693.32</b>	<b>43,220.53</b>
<b>EXPENSES</b>					
Finance costs	8,290.69	8,355.30	8,366.41	33,511.09	35,629.43
Depreciation and amortisation expenses	0.18	0.18	0.17	0.72	0.41
Other expenses	196.91	21.35	344.02	388.99	620.58
<b>Total expenses (b)</b>	<b>8,487.78</b>	<b>8,376.83</b>	<b>8,710.60</b>	<b>33,900.80</b>	<b>36,250.42</b>
<b>Profit/ (loss) before tax (a - b) = (c)</b>	<b>12,639.54</b>	<b>(6,569.95)</b>	<b>18,349.75</b>	<b>6,792.52</b>	<b>6,970.11</b>
Tax expense:					
- Current tax	1,455.46	483.48	6,461.21	4,028.75	8,204.96
- Deferred tax (credit)/ charge	(747.76)	385.69	(331.18)	390.08	615.07
- Income tax adjustment for earlier years	504.61	-	58.24	525.72	58.24
<b>Total tax expense (d)</b>	<b>1,212.31</b>	<b>869.17</b>	<b>6,188.27</b>	<b>4,944.55</b>	<b>8,878.27</b>
<b>Profit/ (loss) after tax (c - d) = (e)</b>	<b>11,427.23</b>	<b>(7,439.12)</b>	<b>12,161.48</b>	<b>1,847.97</b>	<b>(1,908.16)</b>
Other comprehensive income					
Items that will not be reclassified to profit & loss	-	-	-	-	-
Items that will be reclassified to profit & loss	-	-	-	-	-
<b>Total other comprehensive income (f)</b>	<b>-</b>	<b>-</b>	<b>-</b>	<b>-</b>	<b>-</b>
<b>Total comprehensive income (e + f)</b>	<b>11,427.23</b>	<b>(7,439.12)</b>	<b>12,161.48</b>	<b>1,847.97</b>	<b>(1,908.16)</b>
<b>Paid up equity share capital (Face value of Rs. 100 each)</b>				<b>17.06</b>	<b>17.06</b>
<b>Reserves</b>				<b>308,052.28</b>	<b>306,204.31</b>
<b>Earning per equity share ( Nominal Value of Rs. 100 each):</b>					
- Basic	66,974.74	(43,600.52)	74,477.80	10,830.91	(11,685.71)
- Diluted	66,974.74	(43,600.52)	74,477.80	10,830.91	(11,685.71)

**Bahadur Chand Investments Private Limited**

Registered office : The Grand Plaza, Plot No. 2, Nelson Mandela Road, Vasant Kunj, Phase – II, New Delhi – 110 070

Correspondence Address: 37, Community Center, Basant Lok, Vasant Vihar, New Delhi – 110 057

Phone: 011 – 47619310; Fax: 011 – 26152453; Website: www.bahadurchandinvestments.com

e-mail: info.bcip@gmail.com; CIN: U65921DL1979PTC331322; PAN: AAACB6706F

**Standalone statement of assets and liabilities as at March 31, 2022**

(All amounts in Rupees lakhs unless otherwise stated)

Particulars	As at 31 March 2022 (Audited)	As at 31 March 2021 (Audited)
<b>Financial assets</b>		
(a) Cash and cash equivalents	905.34	796.37
(b) Bank balances other than included in (a) above	25.00	25.00
(c) Loans	15,000.00	-
(d) Investments	1,019,276.47	1,027,154.44
(e) Other financial assets	1.03	-
	<b>1,035,207.84</b>	<b>1,027,975.81</b>
<b>Non-financial assets</b>		
(a) Current tax assets (net)	3,880.46	742.42
(b) Property, plant and equipment	2.50	3.22
(c) Other non financial assets	3,020.93	4,592.97
	<b>6,903.89</b>	<b>5,338.61</b>
<b>Total assets</b>	<b>1,042,111.73</b>	<b>1,033,314.42</b>
<b>Liabilities and equity</b>		
<b>Liabilities</b>		
<b>Financial liabilities</b>		
(a) Trade payables		
(i) Total outstanding dues of micro enterprises and small enterprises		-
(ii) Total outstanding dues of creditors other than micro enterprises and small enterprises	4.49	10.68
(b) Debt securities	670,464.54	676,265.80
(c) Borrowings (other than debt securities)	42,500.00	30,000.00
(d) Other financial liabilities	6,559.76	6,757.97
	<b>719,528.79</b>	<b>713,034.45</b>
<b>Non-financial liabilities</b>		
(a) Provisions	60.00	-
(b) Deferred tax liabilities (net)	13,459.49	13,069.41
(c) Other non-financial liabilities	994.11	989.19
	<b>14,513.60</b>	<b>14,058.60</b>
<b>Total liabilities</b>	<b>734,042.39</b>	<b>727,093.05</b>
<b>Equity</b>		
(a) Equity share capital	17.06	17.06
(b) Other equity	308,052.28	306,204.31
<b>Total equity</b>	<b>308,069.34</b>	<b>306,221.37</b>
<b>Total liabilities and equity</b>	<b>1,042,111.73</b>	<b>1,033,314.42</b>



**Bahadur Chand Investments Private Limited**

Registered office : The Grand Plaza, Plot No. 2, Nelson Mandela Road, Vasant Kunj, Phase – II, New Delhi – 110 070

Correspondence Address: 37, Community Center, Basant Lok, Vasant Vihar, New Delhi – 110 057

Phone: 011 – 47619310; Fax: 011 – 26152453; Website: www.bahadurchandinvestments.com

e-mail: info.bcip@gmail.com; CIN: U65921DL1979PTC331322; PAN: AAACB6706F

**Standalone statement of Cash Flows for the year ended March 31, 2022**

(All amounts in Rupees lakhs unless otherwise stated)

		For the year ended 31 March 2022	For the year ended 31 March 2021
		(Audited)	(Audited)
<b><u>Cash flow from operating activities</u></b>			
Profit after tax		1,847.97	(1,908.16)
<b>Adjustments for:</b>			
<b>Add:</b>			
Tax expense		4,944.55	8,878.27
Depreciation and amortisation expense		0.72	0.41
Finance cost		33,511.09	35,629.43
Provision for standard assets		60.00	-
Provisions of diminution in investment		-	238.49
<b>Less:</b>			
Net gain on fair value changes		1,674.17	2,878.23
Profit on sale of investments		391.81	1,589.06
<b>Operating Profit / (Loss) before working capital changes</b>		<b>38,298.35</b>	<b>38,371.15</b>
<b>Adjustments for:</b>			
Increase/(Decrease) in financial and non-financial liabilities		(1.27)	620.26
(Increase)/Decrease in other financial and non financial assets		1,571.01	1,094.55
		<b>39,868.09</b>	<b>40,085.96</b>
Less: Income tax paid (net of refund)		(7,692.51)	(8,657.78)
<b>Net cash (used in) operating activities</b>	<b>A</b>	<b>32,175.58</b>	<b>31,428.18</b>
<b><u>Cash flow from investing activities</u></b>			
Proceeds from sale of investments		84,939.88	401,915.23
Fixed deposit created with bank		-	(25.00)
<b>Less:</b>			
Inter corporate deposit given		(15,000.00)	-
Purchase of investments at amortised cost		-	(14,105.24)
Purchase of property, plant and equipment		-	(3.64)
Purchase of investments		(74,995.93)	(312,491.13)
<b>Net Cash generated from Investing Activities</b>	<b>B</b>	<b>(5,056.05)</b>	<b>75,290.22</b>
<b><u>Cash flow from financing activities</u></b>			
Proceeds from/ (repayment of) borrowings		12,500.00	(12,900.00)
Proceeds/(repayment) of debt securities		(9,645.93)	(44,257.45)
Interest paid on debt securities and borrowings		(29,864.63)	(51,363.10)
<b>Net Cash (used in) financing activities</b>	<b>C</b>	<b>(27,010.56)</b>	<b>(108,520.55)</b>
<b>Net changes in cash and cash equivalents (A)+(B)+(C)</b>		<b>108.97</b>	<b>(1,802.15)</b>
<b>Cash and Cash Equivalents at the beginning of the year</b>		<b>796.37</b>	<b>2,598.52</b>
<b>Cash and Cash Equivalents at the end</b>		<b>905.34</b>	<b>796.37</b>


**Notes:**

- 1) The Company is a Non-Banking Financial Company registered with Reserve Bank of India ("RBI") as Core Investment Company.
- 2) The above financial results have been reviewed by the Audit Committee and approved by the Board of Directors at their respective meetings held on May 30, 2022.
- 3) The financial results for the Group have been prepared in accordance with the Indian Accounting Standards ('Ind AS') notified under the the Companies (Indian Accounting Standards) Rules, 2015 as amended by the Companies (Indian Accounting Standards) Rules, 2016, prescribed under Section 133 of the Companies Act, 2013 ('the Act') read with relevant rules issued thereunder and the other accounting principles generally accepted in India. Any application guidance/ clarifications/ directions issued by the Reserve Bank of India or other regulators are implemented as and when they are issued/ applicable.
- 4) The consolidated financial results include results of the following:

Name of the company	% shareholding and voting power of Bahadur Chand Investments Private Limited	Consolidated as
BML Educorp Services	62.67%	Subsidiary
Herrox Private Limited	55.64%	Subsidiary
Hero MotoCorp Limited	20.04%	Associate
Hero FinCorp Limited	20.34%	Associate
Munjal Acme Packaging Systems Pvt Limited	44.13%	Associate
BM Munjal Energies Pvt. Ltd	14.52%	Associate
Rockman Industries Limited	6.00%	Associate
Easy Bill Limited	33.45%	Associate
Hero Electronix Pvt Ltd	17.35%	Associate

- 5) In compliance with Regulation 52 of the Securities Exchange Board of India ('SEBI') (Listing Obligations and Disclosure Requirements) Regulations, 2015, the financial results have been reviewed/ audited by the Statutory Auditors.
- 6) The Group has carried out a comprehensive assessment of possible impact on its business operations, financial assets, contractual obligations and its overall liquidity position, based on the internal and external sources of information and application of reasonable estimates. The Group does not foresee any significant incremental risk to the recoverability of its assets or in meeting its financial obligations over the foreseeable future, given early and required steps taken to contain, protect and mitigate the exposure.
- 7) Information as required by Regulation 52(4) of the Securities and Exchange Board of India (Listing Obligations and Disclosure Requirements) Regulations, 2015, as amended, is as per 'Annexure 1' attached.
- 8) The main business of the Group is investment activity and and the same is aggregated as a single segment. Accordingly, there are no separate reportable segments as per the Ind AS 108 on Operating Segments.
- 9) Previous period/year figures have been regrouped/reclassified to make them comparable with those of current period.
- 10) The financial results of the Group for the year ended 31 March 2021, were audited by the previous auditors Vikas Ram & Associates, who have expressed an unmodified opinion vide report dated 28 June 2021 .

For and on behalf of the Board of Directors of  
**Bahadur Chand Investments Private Limited**



**Suman Kant Munjal**  
Director  
DIN: 00002803  
Place: New Delhi  
Date: 30 May 2022



**Bahadur Chand Investments Private Limited**  
**Annexure 1**

Disclosure in compliance with Regulation 52 (4) of the SEBI (Listing Obligation and Disclosure Requirements) Regulation, 2015 for the financial year ended 31 March 2022

S. No.	Particulars	As at 31 March 2022	As at 31 March 2021
1	Debt equity ratio	2.31	2.31
	[Debt equity ratio is (Debt securities + Borrowings)/ Net worth]		
2	Net worth (Rs. In lakhs)	308,069.34	306,221.37
	Calculated as defined in Section 2(57) of the Companies Act, 2013		
3	Net profit after taxes (Rs. in lakhs)	1,847.97	(1,908.16)
4	Earnings per share		
	Basic (in Rs.)	10,830.91	(11,685.71)
	Diluted (in Rs.)	10,830.91	(11,685.71)
5	Debt service coverage ratio (No. of times)	Not applicable	Not applicable
6	Interest service coverage ratio (no. of times)	Not applicable	Not applicable
7	Current ratio	0.26	0.25
	[Current ratio is Current assets/ Current liabilities]		
8	Long term debt to working capital	37.62	47.79
9	Bad debts to account receivable	Not applicable	Not applicable
10	Current liability ratio	0.13	0.12
11	Total debt to total assets ratio	0.69	0.69
12	Debtor turnover ratio	Not applicable	Not applicable
13	Inventory turnover ratio	Not applicable	Not applicable
14	Operating margin	Not applicable	Not applicable
15	Net profit margin	4.59%	-4.58%
	Net Profit Margin - Net profit after tax / Revenue from operations		
16	Sector specific equivalent ratio		
	(a) Capital ratio	0.43	0.42
	Adjusted net worth / Risk weighted assets as per applicable RBI guidelines		
	(b) Leverage ratio	1.63	1.64
	Outside liabilities / Adjusted net worth as per applicable RBI guidelines		
17	Capital redemption reserve/debenture redemption reserve	Not applicable	Not applicable
	Not applicable, since, debenture redemption reserve is not required in respect of privately placed debentures in terms of Rules 18(7)(b)(ii) of Companies (Share Capital and Debentures) Rules, 2014.		
18	Outstanding redeemable preference shares (Quantity and value)	Not applicable	Not applicable



**S.S. PERIWAL & CO.**  
**CHARTERED ACCOUNTANTS**

Head Office: J-45, Basement, Vikaspuri,  
Outer Ring Road, Pillar No. 9,  
New Delhi-110018  
Mobile: 94172-40316  
E-mail: ssperiwal73@gmail.com

### INDEPENDENT AUDITORS' REPORT

To The Board of Directors of

**BAHADUR CHAND INVESTMENTS PRIVATE LIMITED**

#### **Report on the audit of the Consolidated Financial Results**

#### **Opinion**

We have audited the accompanying Statement of Consolidated Financial Results of Bahadur Chand Investments Private Limited (the "parent") and its subsidiaries (the parent and its subsidiaries together referred to as "the Group"), and its share of net profit after tax and total comprehensive Income of its associates, for the year ended 31<sup>st</sup> March 2022 ("the Statement"), being submitted by the parent pursuant to the requirement of Regulation 52 of SEBI (Listing Obligations and Disclosure Requirements) Regulations, 2015, as amended (the "Listing Regulations").

#### **Opinion on Annual Consolidated Financial Results**

In our opinion and to the best of our information and according to the explanations given to us, and based on the consideration of the reports of the other auditors on separate audited financial statements/ financial results/ financial information of, subsidiaries and associates referred to in other matters section below, the Consolidated Financial Results for the year ended 31 March 2022:

- (i) Included the annual financial results of following entities;

Sr. No.	Name of Company
	<b>Subsidiaries</b>
1.	BML Educorp Services Private Limited
2.	Herrox Private Limited
	<b>Associates</b>
3.	Hero MotoCorp Limited
4.	Hero FinCorp Limited
5.	Munjal Acme Packaging Systems Private Limited
6.	Rockman Industries Limited
7.	Hero Electronix Private Limited

- (ii) is presented in accordance with the requirements of regulation 52 of the SEBI (Listing obligation and Disclosures requirements) Regulations, 2015, as amended; and

Branches: 646/A, Malerkotla House, Civil Lines, Ludhiana-141001  
78-New Grain Market, Fazilka, Distt. Ferozepur-152123  
926, Sector 7-B, Chandigarh-160019  
2nd Floor. S 25, DherKaBalaji, Sikar Road, Jaipur-302039  
L-4/23, First Floor, DLF City Phase-2, Gurugram-122002  
SCF 40, Second Floor, Phase 9, Mohali-160062  
415 Sector 8, Panchkula-134109  
SCF 39, New Grain Market, Muktsar-152026





- (iii) give a true and fair view, in conformity with the recognition and measurement principles laid down in the Indian Accounting standards and other accounting principles generally accepted in India, of the consolidated net profit and consolidated total comprehensive income and other financial information of the Group for the year ended 31 March 2022.

### **Basis for Opinion**

We conducted our audit in accordance with the Standards on Auditing (SAs) specified under section 143(10) of the Companies Act, 2013. ("Act")/ issued by the Institute of Chartered Accountants of India. Our responsibilities under those Standards are further described in the Auditor's Responsibilities for the Audit of the Consolidated Financial Results section of our report. We are independent of the Group, its associates and jointly controlled entities in accordance with the Code of Ethics issued by the Institute of Chartered Accountants of India together with the ethical requirements that are relevant to our audit of the consolidated Financial Results, and we have fulfilled our other ethical responsibilities in accordance with these requirements and the Code of Ethics. We believe that the audit evidence obtained by us and other auditors in terms of their reports referred to in "Other Matter" paragraph below, is sufficient and appropriate to provide a basis for our opinion.

### **Board of Directors' Responsibility for Consolidated Financial Results**

This statement, which includes the Consolidated Financial Results is the responsibility of the Parent's Board of Directors and has been approved by them for the issuance. The Consolidated Financial Results for the year ended 31 March 2022, has been compiled from the related audited/unaudited consolidated financial statements results for the year ended 31 March 2022 that give a true and fair view of the Consolidated net profit and consolidated other comprehensive income and other financial information of the group including its associates in accordance with recognition and measurement principal laid down in the Indian Accounting Standards, Prescribed under 133 of the Act, read with relevant rules issued thereunder and other accounting principles generally accepted in India and in compliance with regulations 52 of the Listing Regulations.

The respective Board of Directors of the entities included in the Group and of its associates are responsible for maintenance of adequate accounting records in accordance with the provisions of the Act for safeguarding of the assets of the Group and for preventing and detecting frauds and other irregularities; selection and application of appropriate accounting policies; making judgments and estimates that are reasonable and prudent; and design, implementation and maintenance of adequate internal financial controls that were operating effectively for ensuring accuracy and completeness of the accounting records, relevant to the preparation and presentation of the consolidated financial results that give a true and fair view and are free from material misstatement, whether due to fraud or error which have been used for the purpose of preparation of the consolidated financial results by the Directors of the Parent, as aforesaid.

In preparing the consolidated financial results, the respective Board of Directors of the entities included in the Group and of its associates are responsible for assessing the ability of the Group and of its associates and jointly controlled entities to continue as a going concern, disclosing, as applicable, matters related to



going concern and using the going concern basis of accounting unless the Board of Directors either intends to liquidate the Group or to cease operations, or has no realistic alternative but to do so.

The respective Board of Directors of the entities included in the Group and of its associates are responsible for overseeing the financial reporting process of the Group and of its associates and jointly controlled entities.

### **Auditor's Responsibilities for the Audit of Consolidated Financial Results**

Our objectives are to obtain reasonable assurance about whether the consolidated financial results for the year ended 31 March 2022 as a whole are free from material misstatement, whether due to fraud or error, and to issue an auditor's report that includes our opinion. Reasonable assurance is a high level of assurance, but is not a guarantee that an audit conducted in accordance with SAs will always detect a material misstatement when it exists. Misstatements can arise from fraud or error and are considered material if, individually or in the aggregate, they could reasonably be expected to influence the economic decisions of users taken on the basis of these consolidated financial results.

As part of an audit in accordance with SAs, we exercise professional judgment and maintain professional skepticism throughout the audit. We also:

- Identify and assess the risks of material misstatement of the consolidated financial results, whether due to fraud or error, design and perform audit procedures responsive to those risks, and obtain audit evidence that is sufficient and appropriate to provide a basis for our opinion. The risk of not detecting a material misstatement resulting from fraud is higher than for one resulting from error, as fraud may involve collusion, forgery, intentional omissions, misrepresentations, or the override of internal control.
- Obtain an understanding of internal control relevant to the audit in order to design audit procedures that are appropriate in the circumstances, but not for the purpose of expressing an opinion on the effectiveness such controls.
- Evaluate the appropriateness of accounting policies used and the reasonableness of accounting estimates and related disclosures made by the Board of Directors.
- Evaluate the appropriateness and reasonableness of disclosures made by the Board of Directors in terms of the requirement specified under Regulation 52 of the listing regulations.
- Conclude on the appropriateness of the Board of Directors' use of the going concern basis of accounting and, based on the audit evidence obtained, whether a material uncertainty exists related to events or conditions that may cast significant doubt on the ability of the Group and its associates and jointly controlled entities to continue as a going concern. If we conclude that a material uncertainty exists, we are required to draw attention in our auditor's report to the related disclosures in the consolidated financial results or, if such disclosures are inadequate, to modify our opinion. Our conclusions are based on the audit evidence obtained up to the date of our auditor's report. However, future events or conditions may cause the Group and its associates and jointly controlled entities to cease to continue as a going concern.
- Evaluate the overall presentation, structure and content of the consolidated financial results, including the disclosures, and whether the consolidated financial results represent the underlying transactions and events in a manner that achieves fair presentation.





- Obtain sufficient appropriate audit evidence regarding the financial results/financial information of the entities within the Group and its associates and jointly controlled entities to express an opinion on the consolidated financial results. We are responsible for the direction, supervision and performance of the audit of financial information of such entities included in the consolidated financial results of which we are the independent auditors. For the other entities included in the consolidated financial results, which have been audited by other auditors, such other auditors remain responsible for the direction, supervision and performance of the audits carried out by them. We remain solely responsible for our audit opinion.

We communicate with those charged with governance of the Parent and such other entities included in the consolidated financial results of which we are the independent auditors regarding, among other matters, the planned scope and timing of the audit and significant audit findings, including any significant deficiencies in internal control that we identify during our audit.

We also provide those charged with governance with a statement that we have complied with relevant ethical requirements regarding independence, and to communicate with them all relationships and other matters that may reasonably be thought to bear on our independence, and where applicable, related safeguards.

#### **Others Matters**

1. We did not audit the financial statements/financial information of 2 subsidiaries included in the consolidated financial results, which reflects total assets of Rs.35,746.51 Lacs as on 31 March 2022 and total Revenue of Rs.1,031.18 Lacs for the year ended 31 March 2022, total net loss after tax of Rs.4,764.09 Lacs for the year ended 31<sup>st</sup> March 2022 and total Comprehensive Loss of Rs.4,750.85 Lacs for the year ended 31 March 2022 and net Cash Flow of Rs.4077.99 Lacs for the year ended 31 March 2022, as considered in the consolidated financial statements. The aforesaid financial information has audited/reviewed, as applicable, by other auditors whose reports have been furnished to us by the management. Our opinion and conclusion on the statement, in so far as it relates to the amounts and disclosures included in respect of the theses subsidiaries, is bases solely on the report of the other auditors and the procedures performed by us as stated under auditor's Responsibility section above.
2. The Statement also includes the Group's Share of net Profit of Rs.42,838.48 Lacs (and other comprehensive income) for the year ended 31 March 2022, as considered in the statements, in respect of 2 associates, based on their financial results, whose Financial statements/Financial Information have not been audited by us. These financial statements have been audited by other auditors whose report has been furnished to us by the management and our conclusion on the statement, in so far as it relates to the amounts and disclosures included in respect of the theses subsidiaries, is bases solely on the report of the other auditors and the procedures performed by us as stated under auditor's Responsibility section above.
3. The Statement also includes the Group's Share of net loss (and other comprehensive income) of Rs.500.39 Lacs for the year ended 31 March 2022, as considered in the statements, in respect of 3 associates, based on their financial results, whose Financial statements/Financial Information have not been audited by us. These financial statements/Financial information are unaudited and have been furnished to by the management and our opinion and conclusion on the statement, in so far as it relates to the amounts and disclosures included in respect of the theses associates, is bases solely on such unaudited financial statements/financial information. In our opinion and according to the



information and explanation given to us by the Board of Directors, these Financial Statements/Financial information are not material to the Group.


4. The consolidated financial results for the corresponding year ended 31 March 2021, included as comparative financial information in the Statement, were audited by Vikas Ram and Associates, Chartered Accountants, who have expressed an unmodified opinion on those financial statements, vide their report dated 27 September 2021. The report has been furnished to us by the management and has been relied upon by us for the purpose of our audit of the Statement.

Our report on the statements is not modified in respect of the above matter with respect to our reliance on the financial statements/financial information certified by the Board of the Directors.

For S.S. Periwal & Co.

Chartered Accountants

ICAI Firm Registration No.: 001021N

  
CA Pankaj Periwal  
Partner

Membership No.: 096086

UDIN: 22096086AJXFVR4730



Place: Ludhiana

Date: 30<sup>th</sup> May 2022

**Bahadur Chand Investments Private Limited**

Registered office : The Grand Plaza, Plot No. 2, Nelson Mandela Road, Vasant Kunj, Phase – II, New Delhi – 110 070

Correspondence Address: 37, Community Center, Basant Lok, Vasant Vihar, New Delhi – 110 057

Phone: 011 – 47619310; Fax: 011 – 26152453; Website: www.bahadurchandinvestments.com

e-mail: info.bcip@gmail.com; CIN: U65921DL1979PTC331322; PAN: AAACB6706F

**Consolidated statement of financial results for the year ended March 31, 2022**

(All amounts in Rupees lakhs unless otherwise stated)

Particulars	For the year ended	
	March 31, 2022	March 31, 2021
	(Audited)	(Audited)
<b>INCOME</b>		
Revenue from operations		
Interest income	329.16	106.85
Dividend income	3.27	6.54
Net gain on fair value changes	1,719.01	2,901.19
Sale of services	869.47	-
Other income	485.77	1,597.83
<b>Total income (a)</b>	<b>3,406.68</b>	<b>4,612.41</b>
<b>EXPENSES</b>		
Finance costs	33,511.09	35,629.63
Employee benefit expenses	1,629.69	273.46
Depreciation and amortisation expenses	497.47	482.31
Other expenses	4,040.38	501.19
<b>Total expenses (b)</b>	<b>39,678.63</b>	<b>36,886.59</b>
<b>Profit before share of net profits of investment accounted for using equity method and tax (a - b) = (c)</b>	<b>(36,271.95)</b>	<b>(32,274.18)</b>
<b>Share in net profit/(loss) of associates (d)</b>	<b>42,338.09</b>	<b>59,093.91</b>
<b>Profit/ (loss) before tax (c + d) = (e)</b>	<b>6,066.14</b>	<b>26,819.73</b>
Tax expense:		
- Current tax	4,028.75	8,204.97
- Deferred tax (credit)/ charge	1,719.47	5,377.22
- Income tax adjustment for earlier years	525.72	58.24
<b>Total tax expense (f)</b>	<b>6,273.94</b>	<b>13,640.43</b>
<b>Profit/ (loss) after tax (e - f) = (g)</b>	<b>(207.80)</b>	<b>13,179.30</b>
Other comprehensive income		
Items that will not be reclassified to profit & loss	13.24	(1.60)
Items that will be reclassified to profit & loss	-	-
<b>Total other comprehensive income/(loss) for the year (h)</b>	<b>13.24</b>	<b>(1.60)</b>
<b>Total comprehensive income (g + h)</b>	<b>(194.56)</b>	<b>13,177.70</b>
<b>Net Profit/(Loss) for the year attributable to:</b>		
-Owners of the Company	1,871.27	13,478.48
-Non controlling interests	(2,079.07)	(299.18)
<b>Other comprehensive income for the year attributable to:</b>		
-Owners of the Company	8.30	(1.00)
-Non controlling interests	4.94	(0.60)
<b>Total comprehensive income for the year attributable to:</b>		
-Owners of the Company	1,879.57	13,477.48
-Non controlling interests	(2,074.13)	(299.78)
<b>Paid up equity share capital (Face value of Rs. 100 each)</b>	<b>17.06</b>	<b>17.06</b>
<b>Reserves</b>	<b>387,773.61</b>	<b>385,894.03</b>
<b>Earning per equity share ( Nominal Value of Rs. 100 each):</b>		
- Basic	11,016.12	82,537.09
- Diluted	11,016.12	82,537.09

**Bahadur Chand Investments Private Limited**

Registered office : The Grand Plaza, Plot No. 2, Nelson Mandela Road, Vasant Kunj, Phase – II, New Delhi – 110 070

Correspondence Address: 37, Community Center, Basant Lok, Vasant Vihar, New Delhi – 110 057

Phone: 011 – 47619310; Fax: 011 – 26152453; Website: www.bahadurchandinvestments.com

e-mail: info.bcipl@gmail.com; CIN: U65921DL1979PTC331322; PAN: AAACB6706F

**Consolidated statement of assets and liabilities as at March 31, 2022**

(All amounts in Rupees lakhs unless otherwise stated)

Particulars	As at 31 March 2022 (Audited)	As at 31 March 2021 (Audited)
<b>Financial assets</b>		
(a) Cash and cash equivalents	5,060.88	873.92
(b) Bank balances other than included in (a) above	25.00	25.00
(c) Trade receivables	93.06	-
(c) Loans	15,035.89	58.68
(d) Investments	1,107,758.57	1,113,647.85
(e) Other financial assets	9,336.76	8,926.57
	<b>1,137,310.16</b>	<b>1,123,532.02</b>
<b>Non-financial assets</b>		
(a) Current tax assets (net)	3,931.57	787.00
(b) Property, plant and equipment	19,610.87	20,024.69
(c) Capital Work-in-progress	-	58.87
(d) Goodwill	194.27	194.27
(e) Intangible assets	66.05	-
(f) Other non financial assets	3,206.04	4,854.21
	<b>27,008.80</b>	<b>25,919.04</b>
<b>Total assets</b>	<b>1,164,318.96</b>	<b>1,149,451.06</b>
<b>Liabilities and equity</b>		
<b>Liabilities</b>		
<b>Financial liabilities</b>		
(a) Trade payables		
(i) Total outstanding dues of micro enterprises and small enterprises	25.66	-
(ii) Total outstanding dues of creditors other than micro enterprises and small enterprises	353.78	214.56
(b) Debt securities	670,464.54	676,265.80
(c) Borrowings (other than debt securities)	42,500.00	30,000.00
(d) Other financial liabilities	6,559.76	6,757.97
	<b>719,903.74</b>	<b>713,238.33</b>
<b>Non-financial liabilities</b>		
(a) Provisions	64.84	31.34
(b) Deferred tax liabilities (net)	38,742.40	37,022.92
(c) Other non-financial liabilities	1,152.57	1,008.50
	<b>39,959.81</b>	<b>38,062.76</b>
<b>Total liabilities</b>	<b>759,863.55</b>	<b>751,301.09</b>
<b>Equity</b>		
(a) Equity share capital	17.06	17.06
(b) Other equity	387,773.61	385,894.03
(c) Non controlling interest	16,664.74	12,238.88
<b>Total equity</b>	<b>404,455.41</b>	<b>398,149.97</b>
<b>Total liabilities and equity</b>	<b>1,164,318.96</b>	<b>1,149,451.06</b>

**Consolidated statement of Cash Flows for the year ended March 31, 2022**  
**(All amounts in Rupees lakhs unless otherwise stated)**


	For the year ended 31 March 2022	For the year ended 31 March 2021
	(Audited)	(Audited)
<b><u>Cash flow from operating activities</u></b>		
Profit after tax	(207.80)	13,179.30
<b>Adjustments for:</b>		
<b>Add:</b>		
Tax expense	6,273.94	13,640.43
Depreciation and amortisation expense	497.47	482.31
Finance cost	33,511.09	35,629.63
Provisions of diminution in investment		
Provision for standard assets	60.00	-
Loss on sale of property, plant and equipment	0.28	1.16
<b>Less:</b>		
Net gain on fair value changes	1,719.01	2,901.19
Dividend income	3.27	6.54
Interest income	329.16	104.95
Share of associates	42,338.09	59,093.91
Profit on sale of property, plant and equipment	3.46	-
Profit on sale of investments	480.54	1,589.06
<b>Operating Profit / (Loss) before working capital changes</b>	<b>(4,738.56)</b>	<b>(762.84)</b>
<b>Adjustments for:</b>		
Increase/(Decrease) in financial and non-financial liabilities	295.72	811.41
(Increase)/Decrease in other financial and non financial assets	1,167.72	926.49
	<b>(3,275.12)</b>	<b>975.06</b>
Interest income received	329.16	77.94
Dividend income received	38,321.09	38,669.51
Less: Income tax paid (net of refund)	(7,699.03)	(8,654.48)
<b>Net cash (used) in operating activities</b>	<b>27,676.10</b>	<b>31,068.04</b>
<b>A</b>		
<b><u>Cash flow from investing activities</u></b>		
Proceeds from sale of investments	89,604.88	402,135.23
Proceeds from sale of property, plant and equipment	14.83	0.85
<b>Less:</b>		
Investment in associates (net off dividend received)	-	(14,105.24)
Fixed deposit created with bank	-	(25.00)
Inter corporate deposit given	(15,000.00)	
Purchase of investments at amortised cost		
Purchase of property, plant and equipment	(102.48)	(90.28)
Purchase of investments	(77,495.80)	(316,741.13)
<b>Net Cash generated from Investing Activities</b>	<b>(2,978.57)</b>	<b>71,174.43</b>
<b>B</b>		
<b><u>Cash flow from financing activities</u></b>		
Proceeds from/ (repayment of) borrowings	12,500.00	(12,900.00)
Proceeds/(repayment) of debt securities	(9,645.93)	(44,257.45)
Proceeds received issue of equity instruments of the company	6,499.99	4,500.99
Interest paid on debt securities and borrowings	(29,864.63)	(51,363.30)
<b>Net Cash (used in) financing activities</b>	<b>(20,510.57)</b>	<b>(104,019.76)</b>
<b>C</b>		
<b>Net changes in cash and cash equivalents (A)+(B)+(C)</b>	<b>4,186.96</b>	<b>(1,777.29)</b>
<b>Cash and Cash Equivalents at the beginning of the year</b>	<b>873.92</b>	<b>2,651.21</b>
<b>Cash and Cash Equivalents at the end</b>	<b>5,060.88</b>	<b>873.92</b>



**Notes:**

- 1) The Company is a Non-Banking Financial Company registered with Reserve Bank of India ("RBI") as Core Investment Company.
- 2) The above financial results have been reviewed by the Audit Committee and approved by the Board of Directors at their respective meetings held on May 30, 2022.
- 3) The financial results for the Company have been prepared in accordance with the Indian Accounting Standards ('Ind AS') notified under the the Companies (Indian Accounting Standards) Rules, 2015 as amended by the Companies (Indian Accounting Standards) Rules, 2016, prescribed under Section 133 of the Companies Act, 2013 ('the Act') read with relevant rules issued thereunder and the other accounting principles generally accepted in India. Any application guidance/ clarifications/ directions issued by the Reserve Bank of India or other regulators are implemented as and when they are issued/ applicable.
- 4) In compliance with Regulation 52 of the Securities Exchange Board of India ('SEBI') (Listing Obligations and Disclosure Requirements) Regulations, 2015, the financial results have been reviewed/ audited by the Statutory Auditors.
- 5) The figures for the quarter March 31, 2022 of the current financial year 2021-22 are the balancing figures between audited figures in respect of the full financial year and the published year to date figures up to the end of third quarter December 31, 2021 of the current financial year which were subjected to limited review by statutory auditors.
- 6) The figures of March 31, 2021 quarter is the balancing figure between the audited published figures of year ended March 31, 2021, which were subjected to audit and the unaudited unpublished figures of the nine months ended December 31, 2020, subjected to review.
- 7) Given that the Company is a Non-Banking Financial Company - Core Investment Company registered with RBI, which involve lending/investment within the Group, the impact of the covid pandemic has been limited and not material. The Company has carried out a comprehensive assessment of possible impact on its business operations, financial assets, contractual obligations and its overall liquidity position, based on the internal and external sources of information and application of reasonable estimates. The Company does not foresee any significant incremental risk to the recoverability of its assets or in meeting its financial obligations over the foreseeable future, given early and required steps taken to contain, protect and mitigate the exposure.
- 8) Information as required by Regulation 52(4) of the Securities and Exchange Board of India (Listing Obligations and Disclosure Requirements) Regulations, 2015, as amended, is as per 'Annexure 1' attached.
- 9) The main business of the Company is investment activity and the same is aggregated as a single segment. Accordingly, there are no separate reportable segments as per the Ind AS 108 on Operating Segments.
- 10) Previous period/year figures have been regrouped/reclassified to make them comparable with those of current period.
- 11) The financial results of the Company for the quarter and year ended 31 March 2021, were audited by the previous auditors Vikas Ram & Associates, who have expressed an unmodified opinion vide report dated 28 June 2021 .

For and on behalf of the Board of Directors of  
**Bahadur Chand Investments Private Limited**



(x)  
**Suman Kant Munjal**  
Director  
DIN: 00002803  
Place: New Delhi  
Date: 30 May 2022





**Bahadur Chand Investments Private Limited**  
Annexure 1

Disclosure in compliance with Regulation 52 (4) of the SEBI (Listing Obligation and Disclosure Requirements) Regulation, 2015 for the financial year ended 31 March 2022

S. No.	Particulars	As at 31 March 2022	As at 31 March 2021
1	Debt equity ratio (Debt equity ratio is (Debt securities + Borrowings)/ Net worth)	1.84	1.83
2	Net worth (attributable to the owners of the Company) (Rs. in lakhs)	387,790.67	385,911.09
3	Net profit after taxes (Rs. in lakhs)	1,879.56	13,477.48
4	Earnings per share		
	Basic (in Rs.)	11,016.04	82,537.09
	Diluted (in Rs.)	11,016.04	82,537.09
5	Debt service coverage ratio (No. of times)	Not applicable	Not applicable
6	Interest service coverage ratio (no. of times)	Not applicable	Not applicable
7	Current ratio	0.41	0.39
8	Long term debt to working capital	21.14	25.76
9	Bad debts to account receivable	Not applicable	Not applicable
10	Current liability ratio	0.14	0.12
11	Total debt to total assets ratio	0.62	0.62
12	Debtor turnover ratio	9.34	Not applicable
13	Inventory turnover ratio	Not applicable	Not applicable
14	Operating margin	Not applicable	Not applicable
15	Net profit margin	-7.11%	437.19%
16	Sector specific ratios	Not applicable	Not applicable
17	Capital redemption reserve/debenture redemption reserve Not applicable, since, debenture redemption reserve is not required in respect of privately placed debentures in terms of Rules 18(7)(b)(ii) of Companies (Share Capital and Debentures) Rules, 2014.	Not applicable	Not applicable
18	Outstanding redeemable preference shares (Quantity and value)	Not applicable	Not applicable

(Amount in Rs. lakhs)

Additional disclosure of related party transactions - applicable only in case the related party transaction relates to loans, inter-corporate deposits, advances or investments made or given by the listed entity/subsidiary. These details need to be disclosed only once, during the reporting period when such transaction was undertaken.

S. No.	Details of the party (listed entity /subsidiary) entering into the transaction	Details of the counterparty		Type of related party transaction	Value of the related party transaction as approved by the audit committee	Value of transaction during the reporting period	In case monies are due to either party as a result of the transaction		In case any financial indebtedness is incurred to make or give loans, inter-corporate deposits, advances or investments			Details of the loans, inter-corporate deposits, advances or investments				
		Name	Relationship of the counterparty with the listed entity or its subsidiary				Opening balance	Closing balance	Nature of indebtedness (loan/issuance of debt/ any other etc.)	Cost	Tenure	Nature (loan/advance/inter-corporate deposit/investment)	Interest Rate (%)	Tenure	Secured/unsecured	Purpose for which the funds will be utilised by the ultimate recipient of funds (end-usage)
1	Bahadur Chand Investments Private Limited	Hero Wind Energy Pvt Limited		Intercompany deposit given	15,000.00	15,000.00	-	15,000.00	None							
2	Bahadur Chand Investments Private Limited	Hero Wind Energy Pvt Limited		Interest income	Not applicable	263.09										
3	Bahadur Chand Investments Private Limited	Hero MotoCorp Limited	Associate of the Company	Dividend received	Not applicable	24,019.94	-	-								
4	Bahadur Chand Investments Private Limited	Hero FinCorp Limited	Associate of the Company	Dividend received	Not applicable	-	-	-								
5	Bahadur Chand Investments Private Limited	Rockman Industries Limited	Associate of the Company	Dividend received	Not applicable	-	-	-								
6	Bahadur Chand Investments Private Limited	Hero InvestCorp Pvt Limited	Enterprises in which key management personnel and relatives of such personnel are able to exercise significant influence	Dividend received	Not applicable	3.27	-	-								
7	BML Educorp Services *	BML Munjal University	Enterprises over which key management personnel or their relatives of the Group company has significant influence	Insurance & Other Expenses received	Not applicable	(21.66)	8,364.10	8,346.24								
8	BML Educorp Services *	BML Munjal University	Enterprises over which key management personnel or their relatives of the Group company has significant influence	Sharing of Expenses Paid	Not applicable	3.81										
9	BML Educorp Services *	Raman Kant Munjal Foundation	Enterprises over which key management personnel or their relatives of the Group company has significant influence	Rent Given	Not applicable	0.01	-	-								

\* Related party transactions of the related parties of Group (on annual basis)



**S.S. PERIWAL & CO.**  
**CHARTERED ACCOUNTANTS**


Head Office: J-45, Basement, Vikaspuri,  
Outer Ring Road, Pillar No. 9,  
New Delhi-110018  
Mobile: 94172-40316  
E-mail: ssperiwal73@gmail.com

**To whom it may concern**

We have verified the records and documents of the Bahadur Chand Investments Private Limited having Corporate Identification No U65921DL1979PTC331322 and registered office at The Grand Plaza, Plot No. 2, Nelson Mandela Road, Vasant Kunj - Phase - II, New Delhi - 110070

In compliance with the Regulation 56 of the SEBI (Listing Obligations and Disclosure Requirements) Regulations, 2015, as amended, we hereby confirm that the Company has maintained assets cover of 1.45 times as on 31.03.2022 (calculation as per statement of asset coverage ratio available for the **unsecured debt securities**) as per terms of the offer documents/information memorandum and/or debenture trust deed in respect of non-convertible debt securities issued by the Company.

For S.S. Periwal & Co.  
Chartered Accountants  
ICAI Firm Registration No.: 001021N

  
CA Pankaj Periwal  
Partner

Membership No.: 096086  
UDIN: 22096086AJXJMU2415



Place: Ludhiana  
Date: 30 May 2022

**Branches:** 646/A, Malerkotla House, Civil Lines, Ludhiana-141001  
78-New Grain Market, Fazilka, Distt. Ferozepur-152123  
926, Sector 7-B, Chandigarh-160019  
2nd Floor. S 25, DherKaBalaji, Sikar Road, Jaipur-302039  
L-4/23, First Floor, DLF City Phase-2, Gurugram-122002  
SCF 40, Second Floor, Phase 9, Mohali-160062  
415 Sector 8, Panchkula-134109  
SCF 39, New Grain Market, Muktsar-152026



**S.S. PERIWAL & CO.**  
**CHARTERED ACCOUNTANTS**

Head Office: J-45, Basement, Vikaspuri,  
Outer Ring Road, Pillar No. 9,  
New Delhi-110018  
Mobile: 94172-40316  
E-mail: ssperiwal73@gmail.com

The Compliance Officer  
Axis Trustee Service Limited  
Axis House, Bombay Dyeing Mills Compound  
Pandhurang Budhkar Marg, Worli  
Mumbai-400025

**Sub: Statutory Auditors Certificate for Utilization of Issue Proceeds raised through issuance of Non-Convertible Debentures**

Dear Sir,

We have verified the records and documents of the Bahadur Chand Investments Private Limited, having Corporate Identification No U65921DL1979PTC331322 and registered office at The Grand Plaza, Plot No. 2, Nelson Mandela Road, Vasant Kunj - Phase - II, New Delhi - 110070.

In compliance with the Regulation 56 of the SEBI (Listing Obligations and Disclosure Requirements) Regulations, 2015, we confirm that the funds raised by the Company through issuance of outstanding non-convertible debentures as on 31 March 2022 has been utilized for the same purpose for which these funds were raised. Further, the Company has not issued any additional funds through issuance of non-convertible debentures during the FY 2021-22.

For S.S. Periwai & Co.  
Chartered Accountants  
ICAI Firm Registration No.: 001021N

*[Signature]*  
CA Pankaj Periwai  
Partner

Membership No.: 096086  
UDIN: 22096086AJXJYA1619



Place: Ludhiana  
Date: 30 May 2022

**Branches:** 646/A, Malerkotla House, Civil Lines, Ludhiana-141001  
78-New Grain Market, Fazilka, Distt. Ferozepur-152123  
926, Sector 7-B, Chandigarh-160019  
2nd Floor. S 25, DherKaBalaji, Sikar Road, Jaipur-302039  
L-4/23, First Floor, DLF City Phase-2, Gurugram-122002  
SCF 40, Second Floor, Phase 9, Mohali-160062  
415 Sector 8, Panchkula-134109  
SCF 39, New Grain Market, Muktsar-152026



**INDEPENDENT AUDITORS' REPORT****TO THE BOARD OF DIRECTORS OF BAHADUR CHAND INVESTMENTS PRIVATE LIMITED****Report on the audit of the Standalone Annual Financial Results****Opinion**

We have audited the accompanying Statement of Standalone Audited Financial Results of Bahadur Chand Investments Private Limited (the "Company"), for the year ended March 31, 2021 attached herewith, being submitted by the Company pursuant to the requirement of Regulation 52 of SEBI (Listing Obligations and Disclosure Requirements) Regulations, 2015, as amended (the "Listing Regulations").

In our opinion and to best of our information and according to explanations given to us, the aforesaid standalone annual financial results:

- a. is presented in accordance with requirements of Regulation 52 of the Listing Regulations in this regard; and
- b. gives a true and fair view in conformity with the recognition and measurement principles laid down in the applicable Indian Accounting Standards and other accounting principles generally accepted in India, of the net profit and other comprehensive income and other financial information for the year ended March 31, 2021.

**Basis for Opinion**

We conducted our audit in accordance with the Standards on Auditing ("SAs") specified under sub-section (10) of Section 143 of the Companies Act, 2013 (the "Act"). Our responsibilities under those Standards are further described in the "*Auditor's Responsibilities for the Audit of the Standalone Financial Result*" section of our report. We are independent of the Company in accordance with the Code of Ethics issued by the Institute of Chartered Accountants of India together with the ethical requirements that are relevant to our audit of the financial results under the provisions of the Act and the Rules thereunder, and we have fulfilled our other ethical responsibilities in accordance with these requirements and the Code of Ethics. We believe that the audit evidence we have obtained is sufficient and appropriate to provide a basis for our opinion on the Standalone annual financial results.

**Management's Responsibilities for the Standalone Financial Results**

These standalone annual financial results have been prepared on the basis of the standalone annual financial statements.

The Company's Board of Directors are responsible for the preparation and presentation of the Statement that give a true and fair view of the net profit/loss and other comprehensive income and other financial information in accordance with the recognition and measurement principles





laid down in Indian Accounting Standards prescribed under Section 133 of the Act read with relevant rules issued thereunder and other accounting principles generally accepted in India and in compliance with Regulation 52 of the Listing Regulations. This responsibility also includes maintenance of adequate accounting records in accordance with the provisions of the Act for safeguarding of the assets of the Company and for preventing and detecting frauds and other irregularities; selection and application of appropriate accounting policies; making judgments and estimates that are reasonable and prudent; and design, implementation and maintenance of adequate internal financial controls that were operating effectively for ensuring the accuracy and completeness of the accounting records, relevant to the preparation and presentation of the standalone annual financial results that give a true and fair view and are free from material misstatement, whether due to fraud or error.

In preparing the standalone annual financial results, the Board of Directors are responsible for assessing the Company's ability to continue as a going concern, disclosing, as applicable, matters related to going concern and using the going concern basis of accounting unless the Board of Directors either intends to liquidate the Company or to cease operations, or has no realistic alternative but to do so.

The Board of Directors are also responsible for overseeing the Company's financial reporting process.

### **Auditor's Responsibilities for the Audit of the Financial Results**

Our objectives are to obtain reasonable assurance about whether the standalone annual financial results as a whole are free from material misstatement, whether due to fraud or error, and to issue an auditor's report that includes our opinion. Reasonable assurance is a high level of assurance but is not a guarantee that an audit conducted in accordance with SAs will always detect a material misstatement when it exists. Misstatements can arise from fraud or error and are considered material if, individually or in the aggregate, they could reasonably be expected to influence the economic decisions of users taken on the basis of these standalone annual financial results.

As part of an audit in accordance with SAs, we exercise professional judgment and maintain professional skepticism throughout the audit. We also:

- Identify and assess the risks of material misstatement of the standalone annual financial results, whether due to fraud or error, design and perform audit procedures responsive to those risks, and obtain audit evidence that is sufficient and appropriate to provide a basis for our opinion. The risk of not detecting a material misstatement resulting from fraud is higher than for one resulting from error, as fraud may involve collusion, forgery, intentional omissions, misrepresentations, or the override of internal control.
- Obtain an understanding of internal control relevant to the audit in order to design audit procedures that are appropriate in the circumstances. Under Section 143(3) (i) of the Act, we are also responsible for expressing our opinion through a separate report on the complete set of financial statements on whether the company has adequate internal financial controls with reference to financial statements in place and the operating effectiveness of such controls.
- Evaluate the appropriateness of accounting policies used and the reasonableness of accounting estimates and related disclosures in the standalone annual financial results made by the Board of Directors.



- Conclude on the appropriateness of Board of Directors' use of the going concern basis of accounting and, based on the audit evidence obtained, whether a material uncertainty exists related to events or conditions that may cast significant doubt on the Company's ability to continue as a going concern. If we conclude that a material uncertainty exists, we are required to draw attention in our auditor's report to the related disclosures in the standalone annual financial results or, if such disclosures are inadequate, to modify our opinion. Our conclusions are based on the audit evidence obtained up to the date of our auditor's report. However, future events or conditions may cause the Company to cease to continue as a going concern.
- Evaluate the overall presentation, structure and content of the standalone annual financial results, including the disclosures, and whether the standalone annual financial results represent the underlying transactions and events in a manner that achieves fair presentation.

We communicate with those charged with governance regarding, among other matters, the planned scope and timing of the audit and significant audit findings, including any significant deficiencies in internal control that we identify during our audit.

We also provide those charged with governance with a statement that we have complied with relevant ethical requirements regarding independence, and to communicate with them all relationships and other matters that may reasonably be thought to bear on our independence, and where applicable, related safeguards.

#### **Other Matter**

The standalone annual financial results includes the results for the half year ended 31 March 2021 and half year ended 31 March 2020, being the balancing figure between the audited figures in respect of the full financial year and the unaudited year to date figures for the half year ended 30 September 2020 and 30 September 2019 respectively which were subject to limited review by us.

*For Vikas Ram & Associates*

*Chartered Accountants*

ICAI Firm Registration No.: 017246N



*Komal Singla*

**Komal Singla**

*Partner*

Membership No.: 558825

UDIN: 21558825AAAAAB8664

Place: Ludhiana

Date: 28/06/2021

**Bahadur Chand Investments Private Limited**

Registered office:- Bharti Crescent, 1 Nelson Mandela Marg, Vasant Kunj, Phase – II, New Delhi – 110 070



Correspondence Address: 37, Community Center, Basant Lok, Vasant Vihar, New Delhi – 110 057

Fax: 011-26152453, Tel. No: 011-46044110, Website: www.bahadurchandinvestments.com

e-mail: info.bcipl@gmail.com; CIN: U65921DL1979PTC331322; PAN: AAACB6706F

**Standalone Financial Results for the year ended March 31, 2021****(All amount in Rupees lacs unless otherwise stated)**

Particulars	As at 31 March 2021	As at 31 March 2020
	Audited	Audited
<b>Financial assets</b>		
Cash and cash equivalents	821.37	2,598.52
Investments	10,27,154.44	10,98,244.49
Others	4,592.97	5,687.53
	<u>10,32,568.78</u>	<u>11,06,530.54</u>
<b>Non-financial assets</b>		
Current tax assets (net)	742.42	347.83
Property plant and equipment	3.22	-
	<u>745.64</u>	<u>347.83</u>
<b>Total</b>	<u><u>10,33,314.42</u></u>	<u><u>11,06,878.37</u></u>
<b>Liabilities and equity</b>		
<b>Liabilities</b>		
<b>Financial liabilities</b>		
Trade payables		
(i) Total outstanding dues of micro enterprises and small enterprises; and	-	-
(ii) Total outstanding dues of creditors other than micro enterprises and small enterprises	10.68	43.29
Debt securities	7,06,265.80	8,52,065.59
Other financial liabilities	6,757.97	28,849.30
	<u>7,13,034.45</u>	<u>8,80,958.18</u>
<b>Non-financial liabilities</b>		
Deferred tax liabilities (net)	13,069.41	12,454.34
Other non-financial liabilities	989.19	336.32
	<u>14,058.60</u>	<u>12,790.66</u>
<b>Total Liabilities</b>	<u><u>7,27,093.05</u></u>	<u><u>8,93,748.84</u></u>
<b>Equity</b>		
Equity share capital	17.06	14.16
Other equity	3,06,204.31	2,13,115.37
<b>Total equity</b>	<u><u>3,06,221.37</u></u>	<u><u>2,13,129.53</u></u>
<b>Total liabilities and equity</b>	<u><u>10,33,314.42</u></u>	<u><u>11,06,878.37</u></u>

For and on behalf of the Board of Directors of  
Bahadur Chand Investments Private Limited

Pawan Munjal  
Director

Suman Kant Munjal  
Director

**Bahadur Chand Investments Private Limited**

Registered office:- Bharti Crescent, 1 Nelson Mandela Marg, Vasant Kunj, Phase – II, New Delhi – 110 070

Correspondence Address: 37, Community Center, Basant Lok, Vasant Vihar, New Delhi – 110 057

Phone: 011 – 47619310; Fax: 011 – 26152453; Website: www.bahadurchandinvestments.com

e-mail: info.bcipl@gmail.com; CIN: U65921DL1979PTC331322; PAN: AAACB6706F

**Standalone Financial Results for the year ended March 31, 2021**

**(All amount in Rupees lacs unless otherwise stated)**


Particulars	For the half year ended		For the year ended	
	March 31, 2021	March 31, 2020	March 31, 2021	March 31, 2020
	Audited #	Audited #	Audited	Audited
<b>INCOME</b>				
<b>Revenue from operations</b>				
Dividend Income	28,027.10	25,963.10	38,669.51	39,799.71
Interest Income	53.99	68.69	76.08	73.50
Net Gain on fair value changes	282.22	3,535.10	2,878.23	6,700.93
<b>Other Income</b>	304.65	960.00	1,596.71	1,233.68
<b>Total Income</b>	<b>28,667.96</b>	<b>30,526.89</b>	<b>43,220.53</b>	<b>47,807.82</b>
<b>EXPENSES</b>				
Finance costs	16,957.42	17,480.20	35,629.43	32,636.13
Depreciation and amortisation expense	0.35	-	0.41	-
Other expenses	416.57	1,198.14	620.58	1,409.20
<b>Total expenses</b>	<b>17,374.34</b>	<b>18,678.34</b>	<b>36,250.42</b>	<b>34,045.33</b>
<b>Profit for the period/year before tax</b>	<b>11,293.62</b>	<b>11,848.55</b>	<b>6,970.11</b>	<b>13,762.49</b>
<b>Tax expense:</b>				
- Current tax	7,042.46	293.73	8,204.96	328.91
- Deferred tax charge	10.20	1,342.81	615.07	2,047.52
- Income tax adjustment for earlier year	58.24	-	58.24	-
	<b>7,110.90</b>	<b>1,636.54</b>	<b>8,878.27</b>	<b>2,376.43</b>
<b>Profit/(loss) after tax for the period/ year</b>	<b>4,182.72</b>	<b>10,212.01</b>	<b>(1,908.16)</b>	<b>11,386.06</b>
<b>Other Comprehensive income/(loss)</b>				
Items that will not be reclassified to profit & loss	-	-	-	-
Items that will be reclassified to profit & loss	-	-	-	-
<b>Other Comprehensive income for the period/year</b>	<b>-</b>	<b>-</b>	<b>-</b>	<b>-</b>
<b>Total Comprehensive income for the period/year</b>	<b>4,182.72</b>	<b>10,212.01</b>	<b>(1,908.16)</b>	<b>11,386.06</b>
<b>Earnings per equity share:</b>				
- Basic	<b>24,514.83</b>	<b>75,829.91</b>	<b>(11,685.71)</b>	<b>84,547.84</b>
- Diluted	<b>24,514.83</b>	<b>75,829.91</b>	<b>(11,685.71)</b>	<b>84,547.84</b>

# Figures for the half year ended March 31, 2021 and March 31, 2020 are the balancing figures between audited figures in respect of full financial year and year to date figures up to the end of first half year of the relevant financial year.

**Notes:**

- 1) The Company is a Non-Banking Finance Company registered with the Reserve Bank of India ('the RBI') as Core Investment Company.
- 2) The financial results for the year ended March 31, 2021 have been reviewed by the Audit Committee and approved by the Board of Directors at its meeting held on June 28, 2021.
- 3) The Company had listed its first non-convertible debentures on The National Stock Exchange of India Limited w.e.f. December 6, 2019.
- 4) The financial results of the Company have been prepared in accordance with Indian Accounting Standards ('Ind AS') notified under the Companies (Indian Accounting Standards) Rules, 2015 as amended by the Companies (Indian Accounting Standards) Rules, 2016, prescribed under Section 133 of the Companies Act, 2013 ('the Act') read with relevant rules issued thereunder and the other accounting principles generally accepted in India. Any application guidance/ clarifications/ directions issued by the Reserve Bank of India or other regulators are implemented as and when they are issued/ applicable.
- 5) In compliance with Regulation 52 of the Securities Exchange Board of India ('SEBI') (Listing Obligations and Disclosure Requirements) Regulations, 2015, a limited review of financial results for the year ended March 31, 2021 has been carried out by the Statutory Auditors.
- 6) During the half year ended March 31, 2021, the Company has made investment of Rs. 3,000 lakh (5,94,059 equity shares of Rs. 10 each at a premium of Rs. 495 per equity share) in subsidiary Company i.e HeroX Private Limited.
- 7) During the half year ended March 31, 2021, the Company has made further investment of Rs. 9,658.54 lakh (2,682,927 equity shares at Rs 10 each (Rs. 4.40 as second and final call ), at a premium of Rs. 310 per equity share (Rs. 355.60 as second and final call ) in associate Company i.e Hero FinCorp Limited.
- 8) During the half year ended March 31, 2021, Munjal ACME Packaging Systems Private Limited, an associate company has converted 56,100,000 0.01% Compulsory Convertible Non Cumulative Preference Shares of face value of Rs. 10 each of into 180,172 equity shares of Rs. 10 each at premium of Rs. 3183.69 per share and BM Munjal Energies Private Limited an associate company has converted 15,00,000 0.01% Compulsory Convertible Non Cumulative Preference Shares of face value of Rs. 10 each of into 15,00,000 equity shares of Rs. 10 each at face value.
- 9) The Company is a Non Banking Finance Company Core Investment Company registered with RBI. Given the nature of its activities, which involve lending/investment within the Group, the impact of the covid pandemic has been limited and not material. The Group (Holding Company along with Subsidiaries & Associates) has taken various measures in consonance with the Government advisories to contain the pandemic, which included closing of manufacturing facilities across the Group. Given the uncertainty of quick turnaround to normalcy, post lifting of the lock down, the Group has carried out a comprehensive assessment of possible impact on its business operations, financial assets, contractual obligations and its overall liquidity position, based on the internal and external sources of information and application of reasonable estimates. The Group does not foresee any significant incremental risk to the recoverability of its assets or in meeting its financial obligations over the foreseeable future, given early and required steps taken to contain, protect and mitigate the exposure.
- 10) Information as required by Regulation 52(4) of the Securities and Exchange Board of India (Listing Obligations and Disclosure Requirements) Regulations, 2015 is as per 'Annexure I' attached.

For and on behalf of the Board of Directors of  
Bahadur Chand Investments Private Limited



Pawan Munjal  
Director  
(DIN: 00004223)

Suman Kant Munjal  
Director  
(DIN: 00002803)

Place: New Delhi  
Date: June 28, 2021

Place: New Delhi  
Date: June 28, 2021

**Bahadur Chand Investments Private Limited****Annexure 1**

## Additional information

**a) Credit Rating**

Following credit ratings have been assigned to the Company:

Facility	ICRA
Unsecured Non-Convertible Redeemable Debentures	AA/Stable- ICRA
Commercial papers	A1+ ( ICRA/CARE )

**b) Asset cover available**

Not applicable

**c) Debt-Equity Ratio**

Debt-Equity Ratio	As at March 31, 2021	As at March 31, 2020
Debt-Equity ratio	2.33	4.13

[Debt equity ratio is (Debt securities+other financial liabilities) / Networth]

**d) Net worth**

(Rupees in lakhs)

Net worth	As at March 31, 2021	As at March 31, 2020
Net worth	3,06,221.37	2,13,129.53

(Net worth is equal to paid up equity share capital plus other equity)

**e) Debt service coverage ratio**

Not applicable

**f) Interest service coverage ratio**

Not applicable

**g) Outstanding redemption reserve/ debenture redemption reserve**

Not applicable, since, debenture redemption reserve is not required in respect of privately placed debenture in terms of Rules 18(7)(b)(ii) of Companies (Share Capital and Debenture) Rules, 2014.

**h) Outstanding redeemable preference shares (quantity and value)**

Not applicable

i) Following is the information regarding interest and principal repayment of non-convertible debentures

ISIN	Credit Rating	Previous due date of interest and principal					Next due date of interest and principal			
		Principal		Interest		Payment Status	Principal		Interest	
		Date	Amount Rs. in crore	Date	Amount Rs. in crore		Date	Amount Rs. in crore	Date	Amount Rs. in crore
INE087M08050	ICRA AA/Stable	-	-	02.03.2021	58.50	Paid	01-03-2024	650.00	02-03-2022	49.08
INE087M08043	ICRA AA/Stable	-	-	03.12.2021	18.94	Paid	02-12-2022	350.00	03-06-2021	18.88
INE087M08068	ICRA AA/Stable	-	-	09.03.2021	104.48	Paid	08-03-2024	1,050.00	09-03-2022	104.48
INE087M08076	ICRA AA/Stable	-	-	-	-	-	24-08-2023	500.00	09-09-2021	46.70
		-								
*	Not Applicable	-	-	-	-	-	29-03-2027	3,400.00	Not Applicable	Not Applicable

\* subscribed by promoter partnership firm (BrijMohan Lal Omparkash)



ii) Following is the information regarding repayment of Commercial Papers:

ISIN	Credit Rating	Previous due date of discounting charges and discounted value					Next due date of discounting charges and discounted value			
		Discounted value		Discounted charges		Payment Status	Discounted value		Discounted charges	
		Date	Amount	Date	Amount		Date	Amount	Date	Amount
			Rs. in crore		Rs. in crore			Rs. in crore		Rs. in crore
INE087M14959	ICRA/CARE A1 +	Not yet due	Not yet due	Not yet due	Not yet due	Not yet due	30-Apr-21	24.43	30-Apr-21	0.57
INE087M14959	ICRA/CARE A1 +	Not yet due	Not yet due	Not yet due	Not yet due	Not yet due	30-Apr-21	48.86	30-Apr-21	1.14
INE087M14959	ICRA/CARE A1 +	Not yet due	Not yet due	Not yet due	Not yet due	Not yet due	30-Apr-21	24.43	30-Apr-21	0.57
INE087M14959	ICRA/CARE A1 +	Not yet due	Not yet due	Not yet due	Not yet due	Not yet due	30-Apr-21	24.43	30-Apr-21	0.57
INE087M14959	ICRA/CARE A1 +	Not yet due	Not yet due	Not yet due	Not yet due	Not yet due	30-Apr-21	24.44	30-Apr-21	0.56
INE087M14959	ICRA/CARE A1 +	Not yet due	Not yet due	Not yet due	Not yet due	Not yet due	30-Apr-21	24.44	30-Apr-21	0.56
INE087M14959	ICRA/CARE A1 +	Not yet due	Not yet due	Not yet due	Not yet due	Not yet due	30-Apr-21	48.87	30-Apr-21	1.13
INE087M14959	ICRA/CARE A1 +	Not yet due	Not yet due	Not yet due	Not yet due	Not yet due	30-Apr-21	13.68	30-Apr-21	0.32
INE087M14959	ICRA/CARE A1 +	Not yet due	Not yet due	Not yet due	Not yet due	Not yet due	30-Apr-21	24.44	30-Apr-21	0.56
INE087M14959	ICRA/CARE A1 +	Not yet due	Not yet due	Not yet due	Not yet due	Not yet due	30-Apr-21	4.89	30-Apr-21	0.11
INE087M14959	ICRA/CARE A1 +	Not yet due	Not yet due	Not yet due	Not yet due	Not yet due	30-Apr-21	5.86	30-Apr-21	0.14
INE087M14959	ICRA/CARE A1 +	Not yet due	Not yet due	Not yet due	Not yet due	Not yet due	30-Apr-21	48.87	30-Apr-21	1.13
INE087M14900	ICRA/CARE A1 +	Not yet due	Not yet due	Not yet due	Not yet due	Not yet due	25-Jun-21	186.47	25-Jun-21	13.53
INE087M14918	ICRA/CARE A1 +	Not yet due	Not yet due	Not yet due	Not yet due	Not yet due	9-Jul-21	116.30	9-Jul-21	8.70
INE087M14967	ICRA/CARE A1 +	Not yet due	Not yet due	Not yet due	Not yet due	Not yet due	2-Aug-21	48.67	2-Aug-21	1.33
INE087M14967	ICRA/CARE A1 +	Not yet due	Not yet due	Not yet due	Not yet due	Not yet due	2-Aug-21	24.34	2-Aug-21	0.66
INE087M14967	ICRA/CARE A1 +	Not yet due	Not yet due	Not yet due	Not yet due	Not yet due	2-Aug-21	24.34	2-Aug-21	0.66
INE087M14975	ICRA/CARE A1 +	Not yet due	Not yet due	Not yet due	Not yet due	Not yet due	3-Feb-22	70.59	3-Feb-22	4.41
INE087M14926	ICRA/CARE A1 +	5-Nov-20	34.58	5-Nov-20	0.42	Paid	Not Applicable	Not Applicable	Not Applicable	Not Applicable
INE087M14926	ICRA/CARE A1 +	5-Nov-20	88.93	5-Nov-20	1.07	Paid	Not Applicable	Not Applicable	Not Applicable	Not Applicable
INE087M14934	ICRA/CARE A1 +	17-Nov-20	123.40	17-Nov-20	1.60	Paid	Not Applicable	Not Applicable	Not Applicable	Not Applicable
INE087M14934	ICRA/CARE A1 +	17-Nov-20	148.16	17-Nov-20	1.84	Paid	Not Applicable	Not Applicable	Not Applicable	Not Applicable
INE087M14942	ICRA/CARE A1 +	3-Feb-21	99.00	3-Feb-21	1.00	Paid	Not Applicable	Not Applicable	Not Applicable	Not Applicable

Not yet due- commercial paper repayment was not due

Note:- repayment of commercial paper stated in above table are in respect of repayments made during the half year ended March 31, 2021



To whom it may concern

We have verified the records and documents of the Bahadur Chand Investments Private Limited having Corporate Identification No U65921DL1979PTC331322 and registered office address at Bharti Crescent, 1 Nelson Mandela Marg, Vasant Kunj, Phase – II, New Delhi – 110 070.

In compliance with the Regulation 56 of the SEBI (Listing Obligations and Disclosure Requirements) Regulations, 2015, as amended, we hereby confirm that the Company has maintained Zero assets cover as on 31.03.2021 as per terms of the offer documents/information memorandum and/or debenture trust deed in respect of non-convertible debt securities issued by the Company.

*For Vikas Ram & Associates*

*Chartered Accountants*

F.R.N.: 017246N



**Komal Singla**

*Partner*

M.No.: 558825

UDIN: 21558825AAAAAD5393

Place: Ludhiana

Date: 28/06/2021



## INDEPENDENT AUDITORS' REPORT

### TO THE BOARD OF DIRECTORS OF BAHADUR CHAND INVESTMENTS PRIVATE LIMITED

#### Report on the audit of the Standalone Annual Financial Results

#### Opinion

We have audited the accompanying Statement of Standalone Audited Financial Results of Bahadur Chand Investments Private Limited (the "Company"), for the year ended March 31, 2020 attached herewith, being submitted by the Company pursuant to the requirement of Regulation 52 of SEBI (Listing Obligations and Disclosure Requirements) Regulations, 2015, as amended (the "Listing Regulations").

In our opinion and to best of our information and according to explanations given to us, the aforesaid standalone annual financial results:

- a. is presented in accordance with requirements of Regulation 52 of the Listing Regulations in this regard; and
- b. gives a true and fair view in conformity with the recognition and measurement principles laid down in the applicable Indian Accounting Standards and other accounting principles generally accepted in India, of the net profit and other comprehensive income and other financial information for the year ended March 31, 2020.

#### Basis for Opinion

We conducted our audit in accordance with the Standards on Auditing ("SAs") specified under sub-section (10) of Section 143 of the Companies Act, 2013 (the "Act"). Our responsibilities under those Standards are further described in the "Auditor's Responsibilities for the Audit of the Standalone Financial Result" section of our report. We are independent of the Company in accordance with the Code of Ethics issued by the Institute of Chartered Accountants of India together with the ethical requirements that are relevant to our audit of the financial results under the provisions of the Act and the Rules thereunder, and we have fulfilled our other ethical responsibilities in accordance with these requirements and the Code of Ethics. We believe that the audit evidence we have obtained is sufficient and appropriate to provide a basis for our opinion on the Standalone annual financial results.

#### Emphasis of Matter

We draw attention to Note No. 11 to the financial results which explain the management's assessment of the financial impact to the lockdown and other restrictions and conditions related to the Covid 19 pandemic situation, the extent to which COVID-19 pandemic will impact the Company's financial performance is dependent on future developments, which are highly uncertain.

Our opinion is not modified in respect of this matter.





## **Management's Responsibilities for the Standalone Financial Results**

These standalone annual financial results have been prepared on the basis of the standalone annual financial statements.

The Company's Board of Directors are responsible for the preparation and presentation of the Statement that give a true and fair view of the net profit/loss and other comprehensive income and other financial information in accordance with the recognition and measurement principles laid down in Indian Accounting Standards prescribed under Section 133 of the Act read with relevant rules issued thereunder and other accounting principles generally accepted in India and in compliance with Regulation 52 of the Listing Regulations. This responsibility also includes maintenance of adequate accounting records in accordance with the provisions of the Act for safeguarding of the assets of the Company and for preventing and detecting frauds and other irregularities; selection and application of appropriate accounting policies; making judgments and estimates that are reasonable and prudent; and design, implementation and maintenance of adequate internal financial controls that were operating effectively for ensuring the accuracy and completeness of the accounting records, relevant to the preparation and presentation of the standalone annual financial results that give a true and fair view and are free from material misstatement, whether due to fraud or error.

In preparing the standalone annual financial results, the Board of Directors are responsible for assessing the Company's ability to continue as a going concern, disclosing, as applicable, matters related to going concern and using the going concern basis of accounting unless the Board of Directors either intends to liquidate the Company or to cease operations, or has no realistic alternative but to do so.

The Board of Directors are also responsible for overseeing the Company's financial reporting process.

## **Auditor's Responsibilities for the Audit of the Financial Results**

Our objectives are to obtain reasonable assurance about whether the standalone annual financial results as a whole are free from material misstatement, whether due to fraud or error, and to issue an auditor's report that includes our opinion. Reasonable assurance is a high level of assurance but is not a guarantee that an audit conducted in accordance with SAs will always detect a material misstatement when it exists. Misstatements can arise from fraud or error and are considered material if, individually or in the aggregate, they could reasonably be expected to influence the economic decisions of users taken on the basis of these standalone annual financial results.

As part of an audit in accordance with SAs, we exercise professional judgment and maintain professional skepticism throughout the audit. We also:

- Identify and assess the risks of material misstatement of the standalone annual financial results, whether due to fraud or error, design and perform audit procedures responsive to those risks, and obtain audit evidence that is sufficient and appropriate to provide a basis for our opinion. The risk of not detecting a material misstatement resulting from fraud is higher than for one resulting from error, as fraud may involve collusion, forgery, intentional omissions, misrepresentations, or the override of internal control.





- Obtain an understanding of internal control relevant to the audit in order to design audit procedures that are appropriate in the circumstances. Under Section 143(3)(i) of the Act, we are also responsible for expressing our opinion through a separate report on the complete set of financial statements on whether the company has adequate internal financial controls with reference to financial statements in place and the operating effectiveness of such controls.
- Evaluate the appropriateness of accounting policies used and the reasonableness of accounting estimates and related disclosures in the standalone annual financial results made by the Board of Directors.
- Conclude on the appropriateness of Board of Directors' use of the going concern basis of accounting and, based on the audit evidence obtained, whether a material uncertainty exists related to events or conditions that may cast significant doubt on the Company's ability to continue as a going concern. If we conclude that a material uncertainty exists, we are required to draw attention in our auditor's report to the related disclosures in the standalone annual financial results or, if such disclosures are inadequate, to modify our opinion. Our conclusions are based on the audit evidence obtained up to the date of our auditor's report. However, future events or conditions may cause the Company to cease to continue as a going concern.
- Evaluate the overall presentation, structure and content of the standalone annual financial results, including the disclosures, and whether the standalone annual financial results represent the underlying transactions and events in a manner that achieves fair presentation.

We communicate with those charged with governance regarding, among other matters, the planned scope and timing of the audit and significant audit findings, including any significant deficiencies in internal control that we identify during our audit.

We also provide those charged with governance with a statement that we have complied with relevant ethical requirements regarding independence, and to communicate with them all relationships and other matters that may reasonably be thought to bear on our independence, and where applicable, related safeguards.

#### **Other Matter**

The standalone annual financial results includes the results for the half year ended 31 March 2020 and half year ended 31 March 2019, being the balancing figure between the audited figures in respect of the full financial year and the unaudited year to date figures for the half year ended 30 September 2019 and 30 September 2018 respectively which were subject to limited review by us.

*For Vikas Ram & Associates*

*Chartered Accountants*

ICAI Firm Registration No.: 017246N



*Rohit Gupta*

*Partner*

Membership No.: 098863

UDIN: 20098863AAAAAN5648

Place: Ludhiana

Date: 02/07/2020



**Bahadur Chand Investments Private Limited**

Registered office:- Bharti Crescent, 1 Nelson Mandela Marg, Vasant Kunj, Phase – II, New Delhi – 110 070

Correspondence Address: 37, Community Center, Basant Lok, Vasant Vihar, New Delhi – 110 057

Fax: 011-26152453, Tel. No: 011-46044110, Website: www.bahadurchandinvestments.com

e-mail: info.bcipl@gmail.com; CIN: U65921DL1979PTC331322; PAN: AAACB6706F

**Standalone Financial Results for the year ended March 31, 2020**

(All amount in Rupees lacs unless otherwise stated)

Particulars	As at 31 March 2020	As at 31 March 2019
	Audited	Audited
<b>Financial assets</b>		
Cash and cash equivalents	2,598.52	879.33
Loans	-	94.96
Investments	10,98,244.49	9,80,563.31
Others	5,687.53	1.49
	<u>11,06,530.54</u>	<u>9,81,539.09</u>
<b>Non-financial assets</b>		
Current tax assets (net)	347.83	767.44
	<u>347.83</u>	<u>767.44</u>
<b>Total</b>	<u><u>11,06,878.37</u></u>	<u><u>9,82,306.53</u></u>
<b>Liabilities and equity</b>		
<b>Liabilities</b>		
<b>Financial liabilities</b>		
Trade payables		
(i) Total outstanding dues of micro enterprises and small enterprises; and	-	-
(ii) Total outstanding dues of creditors other than micro enterprises and small enterprises	43.29	83.22
Debt securities	8,52,065.59	7,78,774.54
Other financial liabilities	28,849.30	30,290.29
	<u>8,80,958.18</u>	<u>8,09,148.05</u>
<b>Non-financial liabilities</b>		
Provisions	-	0.32
Deferred tax liabilities (net)	12,454.34	10406.81
Other non-financial liabilities	336.32	7.87
	<u>12,790.66</u>	<u>10,415.00</u>
<b>Total Liabilities</b>	<u><u>8,93,748.84</u></u>	<u><u>8,19,563.05</u></u>
<b>Equity</b>		
Equity share capital	14.16	13.00
Other equity	2,13,115.37	1,62,730.48
<b>Total equity</b>	<u><u>2,13,129.53</u></u>	<u><u>1,62,743.48</u></u>
<b>Total liabilities and equity</b>	<u><u>11,06,878.37</u></u>	<u><u>9,82,306.53</u></u>





**Bahadur Chand Investments Private Limited**

Registered office:- Bharti Crescent, 1 Nelson Mandela Marg, Vasant Kunj, Phase – II, New Delhi – 110 070

Correspondence Address: 37, Community Center, Basant Lok, Vasant Vihar, New Delhi – 110 057

Phone: 011 – 47619310; Fax: 011 – 26152453; Website: www.bahadurchandinvestments.com

e-mail: info.bcipl@gmail.com; CIN: U65921DL1979PTC331322; PAN: AAACB6706F

**Standalone Financial Results for the year ended March 31, 2020**

(All amount in Rupees lacs unless otherwise stated)

Particulars	For the half year ended		For the year ended	
	March 31, 2020	March 31, 2019	March 31, 2020	March 31, 2019
	Audited #	Audited #	Audited	Audited
<b>INCOME</b>				
<b>Revenue from operations</b>				
Dividend Income	25,963.10	21,972.62	39,799.71	38,614.48
Interest Income	68.69	4.79	73.50	9.60
Net Gain on fair value changes	3,535.10	2,360.46	6,700.93	4,663.42
Other Income	960.00	279.74	1,233.68	413.90
<b>Total Income</b>	<b>30,526.89</b>	<b>24,617.60</b>	<b>47,807.82</b>	<b>43,701.40</b>
<b>EXPENSES</b>				
Finance costs	17,480.20	14,252.71	32,636.13	26,847.55
Other expenses	1,198.14	252.30	1,409.20	319.11
<b>Total expenses</b>	<b>18,678.34</b>	<b>14,505.01</b>	<b>34,045.33</b>	<b>27,166.66</b>
<b>Profit for the period/year before tax</b>	<b>11,848.55</b>	<b>10,112.59</b>	<b>13,762.49</b>	<b>16,534.74</b>
<b>Tax expense:</b>				
- Current tax	293.73	58.43	328.91	116.86
- Deferred tax charge	1,342.81	513.83	2,047.52	1,026.47
	<b>1,636.54</b>	<b>572.26</b>	<b>2,376.43</b>	<b>1,143.33</b>
<b>Profit/(loss) after tax for the period/ year</b>	<b>10,212.01</b>	<b>9,540.33</b>	<b>11,386.06</b>	<b>15,391.41</b>
<b>Other Comprehensive income/(loss)</b>				
Items that will not be reclassified to profit & loss	-	-	-	-
Items that will be reclassified to profit & loss	-	-	-	-
<b>Other Comprehensive income for the period/year</b>	<b>-</b>	<b>-</b>	<b>-</b>	<b>-</b>
<b>Total Comprehensive income for the period/year</b>	<b>10,212.01</b>	<b>9,540.33</b>	<b>11,386.06</b>	<b>15,391.41</b>
<b>Earnings per equity share:</b>				
- Basic	75,829.91	73,387.12	84,547.84	1,18,395.46
- Diluted	75,829.91	73,387.12	84,547.84	1,18,395.46

# Figures for the half year ended March 31, 2020 and March 31, 2019 are the balancing figures between audited figures in respect of full financial year and year to date figures up to the end of first half year of the relevant financial year.





Notes:

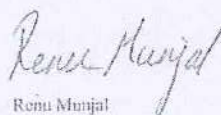
- 1) The Company is a Non-Banking Finance Company registered with the Reserve Bank of India (the RBI) as Core Investment Company.
- 2) The financial results for the year ended March 31, 2020 have been reviewed by the Audit Committee and approved by the Board of Directors at its meeting held on July 02, 2020.
- 3) The Company had listed its first non-convertible debentures on The National Stock Exchange of India Limited w.e.f. December 6, 2019.
- 4) The financial results of the Company have been prepared in accordance with Indian Accounting Standards ('Ind AS') notified under the Companies (Indian Accounting Standards) Rules, 2015 as amended by the Companies (Indian Accounting Standards) Rules, 2016, prescribed under Section 133 of the Companies Act, 2013 (the Act) read with relevant rules issued thereunder and the other accounting principles generally accepted in India. Any application guidance/ clarifications/ directions issued by the Reserve Bank of India or other regulators are implemented as and when they are issued/ applicable.
- 5) In compliance with Regulation 52 of the Securities Exchange Board of India ('SEBI') (Listing Obligations and Disclosure Requirements) Regulations, 2015, a limited review of financial results for the year ended March 31, 2020 has been carried out by the Statutory Auditors. Standalone financial results for the half year ended March 31, 2019 were not subjected to limited review by Statutory Auditors.
- 6) During the half year ended March 31, 2020, the Company has made issuance of 1160 equity shares of Rs. 100 each at a premium of Rs. 3,361,969 Per share under private placement.
- 7) During the half year ended March 31, 2020, the Company has made further investment of Rs. 12,341.46 lakh (2,682,927 equity shares at Rs 10 each (Rs. 5.60 Paid up ), at a premium of Rs. 810 per equity share (Rs. 454.60 paid up ) in associate Company Le Hero FinCorp Limited.
- 8) During the half year ended March 31, 2020, the Company has issued 20,500 Rated Redeemable Listed Non Convertible Debentures of Rs 10 lakh each and 18,500,000 Unsecured Redeemable Non Convertible Debentures of Rs. 100 each aggregating to Rs 223,500 lakhs.
- 9) The Company has elected to exercise the option permitted under Section 115BAA of the Income-tax Act, 1961, as introduced by the Taxation Laws (Amendment) Ordinance, 2019. Accordingly, the Company has recognised provision for income tax for the year ended March 31, 2020 and re-measured its deferred tax assets basis the rate prescribed in the said section. The impact of this change in tax rate has resulted in income amounting to Rs. 51.65 lakhs recognised in the statement of profit and loss for the year.
- 10) Pursuant to SEBI Circular Number no. SEBI/HO/DDHS/DDHS/CIR/P/2019/115 dated October 22, 2019, the Company has listed all the commercial papers on National Stock Exchange (NSE) outstanding as on January 1, 2020, within the timelines as given in the circular. Further the outstanding commercial paper borrowings and listed as on NSE at March 31, 2020 is Rs.120,000 lakhs (face value).
- 11) The Company is a Non Banking Finance Company Core Investment Company registered with RBI. Given the nature of its activities, which involve lending/investment within the Group, the impact of the covid pandemic has been limited and not material. The Group (Holding Company along with Subsidiaries & Associates) has taken various measures in consonance with the Government advisories to contain the pandemic, which included closing of manufacturing facilities across the Group.  
Given the uncertainty of quick turnaround to normalcy, post lifting of the lock down, the Group has carried out a comprehensive assessment of possible impact on its business operations, financial assets, contractual obligations and its overall liquidity position, based on the internal and external sources of information and application of reasonable estimates. The Group does not foresee any significant incremental risk to the recoverability of its assets or in meeting its financial obligations over the foreseeable future, given early and required steps taken to contain, protect and mitigate the exposure.
- 12) Information as required by Regulation 52(4) of the Securities and Exchange Board of India (Listing Obligations and Disclosure Requirements) Regulations, 2015 is as per 'Annexure I' attached.

For and on behalf of the Board of Directors of  
Bahadur Chand Investments Private Limited



Pawan Munjal  
Director  
(DIN: 00004223)

Place: New Delhi  
Date: July 02, 2020



Renu Munjal  
Director  
(DIN: 00012870)

Place: New Delhi  
Date: July 02, 2020



**Bahadur Chand Investments Private Limited****Annexure 1**

## Additional information

**a) Credit Rating**

Following credit ratings have been assigned to the Company:

Facility	ICRA
Unsecured Non-Convertible Redeemable Debentures	AA/Stable- ICRA
Commercial papers	AA+ ( ICRA/CARE )

**b) Asset cover available**

Not applicable

**c) Debt-Equity Ratio**

Debt-Equity Ratio	As at March 31, 2020	As at March 31, 2019
Debt-Equity ratio	4.13	4.97

[Debt equity ratio is (Debt securities+other financial liabilities) / Networth]

**d) Net worth**

(Rupees in lakhs)

Net worth	As at March 31, 2020	As at March 31, 2019
Net worth	2,13,129.53	1,62,743.48

(Net worth is equal to paid up equity share capital plus other equity)

**e) Debt service coverage ratio**

Not applicable

**f) Interest service coverage ratio**

Not applicable

**g) Outstanding redemption reserve/ debenture redemption reserve**

Not applicable, since, debenture redemption reserve is not required in respect of privately placed debenture in terms of Rules 18(7)(b)(ii) of Companies (Share Capital and Debenture) Rules, 2014.

**h) Outstanding redeemable preference shares (quantity and value)**

Not applicable





i) Following is the information regarding interest and principal repayment of non-convertible debentures

ISIN	Credit Rating	Previous due date of interest and principal						Next due date of interest and principal									
		Principal			Interest			Payment Status	Principal			Interest					
		Date	Amount Rs. in crore		Date	Amount Rs. in crore			Date	Amount Rs. in crore		Date	Amount Rs. in crore				
INE087M08027	ICRA AA/Stable	17-06-2019		281.00	17-06-2019		118.89	Paid	18-05-2020	444.00		18-05-2020		243.59			
INE087M08050	ICRA AA/Stable	-		-	-		-	-	02-03-2024	650.00		02-03-2021		58.66			
INE087M08043	ICRA AA/Stable								02-12-2022	350.00		03-06-2020		18.94			
INE087M08068	ICRA AA/Stable								08-03-2024	1,050.00		09-03-2021		104.76			
*	Not Applicable								17-09-2024	185.00		17-09-2020		19.94			
*	Not Applicable	-		-	-		-	-	29-03-2027	4,350.00		Not Applicable		Not Applicable			

\* subscribed by promoter partnership firm (BrijMohan Lal Ompurkash)





ii) Following is the information regarding repayment of Commercial Papers:

ISIN	Credit Rating	Previous due date of discounting charges and discounted value						Next due date of discounting charges and discounted value					
		Discounted value		Discounted charges		Payment Status	Date	Discounted value		Discounted charges		Date	Amount
		Date	Rs. in crore	Date	Rs. in crore			Amount	Rs. in crore	Date	Rs. in crore		Rs. in crore
INE087M14777	ICRA/CARE A1 +	Not yet due	Not yet due	Not yet due	Not yet due	Not yet due	27-Apr-20	245.08		27-Apr-20		27-Apr-20	4.92
INE087M14777	ICRA/CARE A1 +	Not yet due	Not yet due	Not yet due	Not yet due	Not yet due	27-Apr-20	98.03		27-Apr-20		27-Apr-20	1.97
INE087M14777	ICRA/CARE A1 +	Not yet due	Not yet due	Not yet due	Not yet due	Not yet due	27-Apr-20	49.02		27-Apr-20		27-Apr-20	0.98
INE087M14793	ICRA/CARE A1 +	Not yet due	Not yet due	Not yet due	Not yet due	Not yet due	30-Apr-20	147.08		29-Apr-20		29-Apr-20	2.92
INE087M14785	ICRA/CARE A1 +	Not yet due	Not yet due	Not yet due	Not yet due	Not yet due	30-Apr-20	245.29		30-Apr-20		30-Apr-20	4.71
INE087M14785	ICRA/CARE A1 +	Not yet due	Not yet due	Not yet due	Not yet due	Not yet due	30-Apr-20	98.12		30-Apr-20		30-Apr-20	1.88
INE087M14801	ICRA/CARE A1 +	Not yet due	Not yet due	Not yet due	Not yet due	Not yet due	8-May-20	98.10		8-May-20		8-May-20	1.90
INE087M14819	ICRA/CARE A1 +	Not yet due	Not yet due	Not yet due	Not yet due	Not yet due	26-May-20	98.21		26-May-20		26-May-20	1.79
INE087M14819	ICRA/CARE A1 +	Not yet due	Not yet due	Not yet due	Not yet due	Not yet due	26-May-20	98.23		26-May-20		26-May-20	1.77
INE087M14593	ICRA/CARE A1 +	15-Oct-19	196.55	15-Oct-19	3.45	Paid	Not Applicable	Not Applicable		Not Applicable		Not Applicable	
INE087M14603	ICRA/CARE A1 +	17-Oct-19	491.18	17-Oct-19	8.82	Paid	Not Applicable	Not Applicable		Not Applicable		Not Applicable	
INE087M14611	ICRA/CARE A1 +	21-Oct-19	392.95	21-Oct-19	7.05	Paid	Not Applicable	Not Applicable		Not Applicable		Not Applicable	
INE087M14629	ICRA/CARE A1 +	22-Oct-19	197.04	22-Oct-19	2.96	Paid	Not Applicable	Not Applicable		Not Applicable		Not Applicable	
INE087M14631	ICRA/CARE A1 +	31-Oct-19	196.93	31-Oct-19	3.07	Paid	Not Applicable	Not Applicable		Not Applicable		Not Applicable	
INE087M14660	ICRA/CARE A1 +	2-Dec-19	98.94	2-Dec-19	1.06	Paid	Not Applicable	Not Applicable		Not Applicable		Not Applicable	
INE087M14421	ICRA/CARE A1 +	10-Dec-19	22.90	10-Dec-19	2.10	Paid	Not Applicable	Not Applicable		Not Applicable		Not Applicable	
INE087M14653	ICRA/CARE A1 +	18-Dec-19	98.58	18-Dec-19	1.42	Paid	Not Applicable	Not Applicable		Not Applicable		Not Applicable	
INE087M14645	ICRA/CARE A1 +	24-Dec-19	98.42	24-Dec-19	1.58	Paid	Not Applicable	Not Applicable		Not Applicable		Not Applicable	
INE087M14644	ICRA/CARE A1 +	24-Dec-19	393.85	24-Dec-19	6.15	Paid	Not Applicable	Not Applicable		Not Applicable		Not Applicable	
INE087M14470	ICRA/CARE A1 +	14-Jan-20	20.17	14-Jan-20	1.83	Paid	Not Applicable	Not Applicable		Not Applicable		Not Applicable	
INE087M14678	ICRA/CARE A1 +	21-Jan-20	147.29	21-Jan-20	2.71	Paid	Not Applicable	Not Applicable		Not Applicable		Not Applicable	
INE087M14678	ICRA/CARE A1 +	28-Jan-20	122.43	28-Jan-20	2.57	Paid	Not Applicable	Not Applicable		Not Applicable		Not Applicable	
INE087M14678	ICRA/CARE A1 +	28-Jan-20	24.49	28-Jan-20	0.51	Paid	Not Applicable	Not Applicable		Not Applicable		Not Applicable	
INE087M14678	ICRA/CARE A1 +	28-Jan-20	48.97	28-Jan-20	1.03	Paid	Not Applicable	Not Applicable		Not Applicable		Not Applicable	
INE087M14684	ICRA/CARE A1 +	31-Jan-20	195.80	31-Jan-20	4.20	Paid	Not Applicable	Not Applicable		Not Applicable		Not Applicable	
INE087M14710	ICRA/CARE A1 +	3-Feb-20	48.95	3-Feb-20	1.05	Paid	Not Applicable	Not Applicable		Not Applicable		Not Applicable	
INE087M14694	ICRA/CARE A1 +	7-Feb-20	342.65	7-Feb-20	7.35	Paid	Not Applicable	Not Applicable		Not Applicable		Not Applicable	
INE087M14751	ICRA/CARE A1 +	27-Feb-20	346.18	27-Feb-20	3.82	Paid	Not Applicable	Not Applicable		Not Applicable		Not Applicable	
INE087M14728	ICRA/CARE A1 +	6-Mar-20	98.15	6-Mar-20	1.85	Paid	Not Applicable	Not Applicable		Not Applicable		Not Applicable	
INE087M14736	ICRA/CARE A1 +	12-Mar-20	245.11	12-Mar-20	4.89	Paid	Not Applicable	Not Applicable		Not Applicable		Not Applicable	
INE087M14744	ICRA/CARE A1 +	13-Mar-20	197.07	13-Mar-20	2.93	Paid	Not Applicable	Not Applicable		Not Applicable		Not Applicable	
INE087M14764	ICRA/CARE A1 +	16-Mar-20	98.54	16-Mar-20	1.46	Paid	Not Applicable	Not Applicable		Not Applicable		Not Applicable	
INE087M14764	ICRA/CARE A1 +	16-Mar-20	98.56	16-Mar-20	1.44	Paid	Not Applicable	Not Applicable		Not Applicable		Not Applicable	

Not yet due- commercial paper repayment was not due

Note:- repayment of commercial paper stated in above table are in respect of repayments made during the half year ended March 31, 2020

