

N-MASS

USER MANUAL

VERSION: 2.0



**NSE CLEARING LTD.
EXCHANGE PLAZA,
C-1, BLOCK G,
BANDRA KURLA COMPLEX
BANDRA (E)
MUMBAI 400 051**

RELEASE NOTICE

Document Name	User Manual
Document Type	User Manual for Collateral Management Module
Version	V2.0
Release Date	November 2025

This document is subject to document control. Please keep it up to date using the release notices from the distributor of the document.

COPYRIGHT NOTICE

All rights reserved. No part of this document may be reproduced or transmitted in any form and by any means without the prior permission of NSE Clearing LTD (NCL).

Table of Contents

1. Introduction	6
1.1. Purpose	6
1.2. Scope	6
1.3. Audience	6
1.4. Conventions	6
1.5. Abbreviations and Acronyms	6
2. COLLATERAL MANAGEMENT	7
2.1. Login Page	7
2.2. Landing Page	7
3. Role and Access Management	8
3.1. Role Management	8
3.2. Access management based on the Member Type for new menus.	8
4. DEPOSIT	9
4.1. Cash Deposit Request/Inquiry:	9
4.2. GSEC Deposit	9
4.2.1. GSEC Deposit Request:	9
4.2.2. GSEC Deposit Inquiry:	10
5. RELEASE & TRANSFER	12
5.1. Release Request:	12
5.1.1. Cash Release Request:	12
5.1.2. FD Release Request:	13
5.1.3. BG Release Request:	13
5.1.4. Security Release Request – SDP, CMF, OMF, GMF and NMF	13
5.1.5. GSEC Release Request	14
5.2. Release Inquiry:	14
5.2.1. Cash Release Inquiry:	15
5.2.2. FDR Release Inquiry:	15
5.2.3. BG Release Inquiry	16
5.2.4. Securities Release Inquiry - SDP, CMF, OMF, GMF and NMF	17
5.2.5. GSEC Release Inquiry	17
5.3. Data Export	18
5.4. File Upload:	18
5.5. Instruction wise File Upload:	18
6. REPORTS	20

6.1.	Quantity Breach Report:.....	20
6.2.	Direct Sec Pledge Report:	20

1. Introduction

1.1.Purpose

This document explains the functionality available in the system and serves as guidelines for users using the application.

1.2.Scope

The scope of this manual includes the details of functionalities migrated from CIM to NAMSS application in Collateral Management module.

1.3.Audience

This manual is for use by people who will use the system for carrying out the daily operations.

1.4.Conventions

Not Applicable.

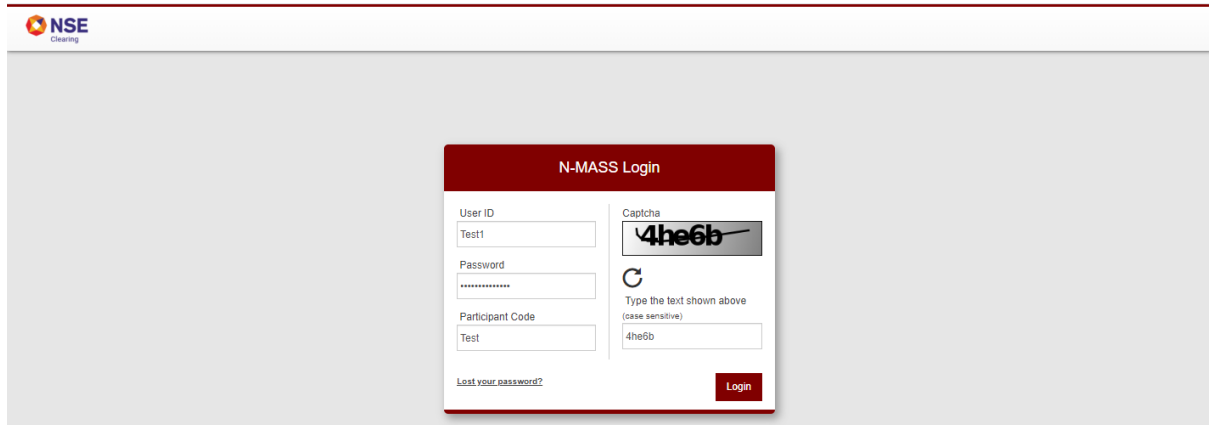
1.5.Abbreviations and Acronyms

Abbreviations and Acronyms	Details
NSEIL	National Stock Exchange India Limited
NCL	NSE Clearing Limited
EPI	Early-Pay in
OFS	Offer for Sell
CM	Capital Market
SLB	Securities Lending and Borrowing
TM	Trading Member
CP	Custodial Participant
FDR	Fixed Deposit Receipt
BG	Bank Guarantee
CIM	Collateral Interface for Members

2. COLLATERAL MANAGEMENT

2.1.Login Page

- Members have to login in NMASS Member Environment by providing valid credentials on below URL: <https://www.connect2nsccl.com/login>
- N-MASS displays the Login screen as shown below

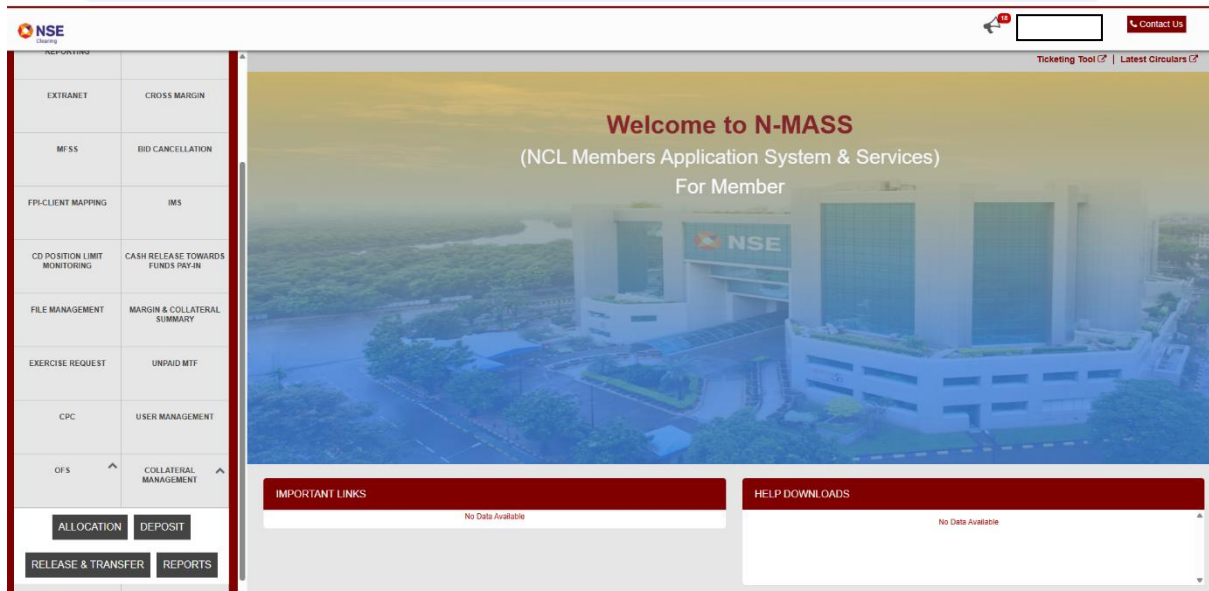


The screenshot shows the N-MASS Login page. At the top left is the NSE Clearing logo. The main content area is a light gray rectangle. In the center is a white login form with a red header bar that says "N-MASS Login". The form has four input fields: "User ID" (containing "Test1"), "Password" (containing "*****"), "Participant Code" (containing "Test"), and "Captcha" (containing "4he6b"). Below the "Captcha" field is a refresh icon and the text "Type the text shown above (case sensitive)". A "Login" button is at the bottom right of the form. A link "Lost your password?" is at the bottom left of the form.

- Enter Username, Password, Participant Code and Captcha in the relevant fields
- Click on login button
- After 3 unsuccessful attempts, user will get disabled

2.2.Landing Page

- Click on 'Collateral Management' menu.

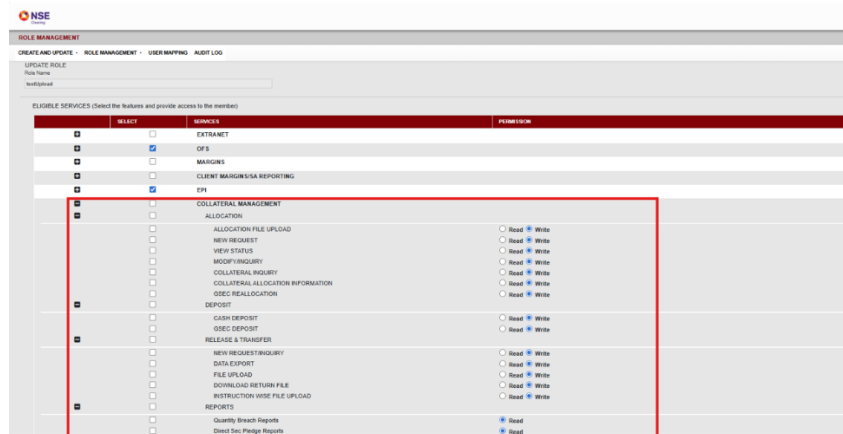


The screenshot shows the N-MASS Landing Page. At the top left is the NSE Clearing logo. At the top right is a "Contact Us" button. Below the logo is a navigation menu with the following items: EXTRANET, CROSS MARGIN, MFS, BID CANCELLATION, FPL-CLIENT MAPPING, IMS, CD POSITION LIMIT MONITORING, CASH RELEASE TOWARDS FUNDS PAY-IN, FILE MANAGEMENT, MARGIN & COLLATERAL SUMMARY, EXERCISE REQUEST, UNPAID MTF, CPC, USER MANAGEMENT, OFS, and COLLATERAL MANAGEMENT. Below the navigation menu are four buttons: ALLOCATION, DEPOSIT, RELEASE & TRANSFER, and REPORTS. The main content area is a large banner with a blue background and a white building. The text on the banner reads: "Welcome to N-MASS (NCL Members Application System & Services) For Member". Below the banner are two sections: "IMPORTANT LINKS" and "HELP DOWNLOADS". Both sections show "No Data Available".

3. Role and Access Management

3.1.Role Management

- New menus in collateral management service have been introduced.
- Existing role-menu mapping of Collateral Management – Allocation shall remain intact.
- For existing / new users, super admin needs to create or modify roles for assignment of new menus.
- User can provide the read/ write menu level access.



3.2.Access management based on the Member Type for new menus.

Sr.No	Menu Name	Service and Menu	Mem Type
	Collateral Management	Existing Service	SCM, CMTM, Custody and PCM
1	Deposit	New Menu	SCM, CMTM, Custody and PCM
1.1	Cash Deposit	New Menu	SCM, CMTM, Custody and PCM
1.2	G-Sec Deposit	New Menu	SCM, CMTM, Custody and PCM
2	Release & Transfer	New Menu	SCM, CMTM, Custody and PCM
2.1	New Request / Inquiry	New Menu	SCM, CMTM, Custody and PCM
2.2	Data Export	New Menu	SCM, CMTM, Custody and PCM
2.3	File Upload	New Menu	SCM, CMTM, Custody and PCM
2.4	Download Return File	New Menu	SCM, CMTM, Custody and PCM
2.5	Instruction-wise File Upload	New Menu	SCM, CMTM, Custody and PCM
3	Reports	New Menu	SCM, CMTM, Custody and PCM

4. DEPOSIT

4.1.Cash Deposit Request/Inquiry:

Using this option, user can place request for Cash deposit as collaterals in various segments and for various types of collateral i.e. Margin Deposit (MD) and Security Deposit (SD).

- Process to navigate Cash Deposit Request/Inquiry Menu:
 - Log on to N-MASS.
 - Click the Collateral Management > Deposit > Cash Deposit

SEG CD	BANK	REQ ID	BLOCK TYPE	COLLATERAL TYPE	AMOUNT (IN RS.)	AMOUNT (IN WORDS)	STATUS	REMARKS
C	ABC Bank	2025112100004	CHQ	MD	1,00,00,000	Rs. One Thousand Only	ACCEPTED	-
C	ABC Bank	2025112100003	CHQ	MD	1,00,00,000	Rs. One Lakh Only	PENDING	-

- Depending on the segment for which member is registered with NCL, a dropdown list of segment options will be displayed on this screen.
- User can select the Segment, Deposit Type (MD / SD) and Bank (Primary / Secondary) from the drop-down list and enter the amount to be deposited.
- Cumulative amount will be displaced for respective segments in case of multiple cash deposit requests in that segment.
- This cash deposit request shall flow to member's bank selected while placing cash deposit request. Further, post confirmation from bank (maker and checker) user can view the status accordingly in Cash Deposit Inquiry Screen.
- User can refresh and download the inquiry report from this screen in either excel or csv format.

4.2.GSEC Deposit

4.2.1. GSEC Deposit Request:

Using this option, user can place request for GSec deposit as collateral in various segments. User can select deposit type (GSEC / TBILL), and ISIN of the respective security while placing the Gsec deposit request.

- Process to navigate GSEC Deposit Request Menu:
 - Log on to N-MASS.
 - Click the Collateral Management > Deposit > GSEC Deposit > Request

CASH DEPOSIT GSEC DEPOSIT

GSEC Deposit Request / Enquiry

Mode: Request Deposit Type: GSE

Request:

Segment: F - F Deposit Type: GSEC ISIN: IN0020020247

Symbol: 6.01% G.S. 2028 Maturity Date: 25-Mar-2028 Interest (%): 6.01

Mode: EXUBER NDS Transfer Order Id: 123456 Source SGL A/C No.: SG12345

Source SGL A/C Holder Name: ABCD Amount of Face Value (in Rs.): 5000000 Amount in Words: Rs. Five Crore Only.

Request Break-up

Amount (in Rs.): Amount in Words: Collateral Type / SC Indicator: TM Code: Client Code: CP Code:

1. 1000000 Rs. One Crore Only MD 12345 12345

2. 2000000 Rs. Two Crore Only SD | NSCCL 12345

3. 2000000 Rs. Two Crore Only MD 12345

4. CP11111111

5.

Submit Clear

- Depending on the segment for which member is registered with NCL, a dropdown list of segment options will be displayed on this screen.
- User can select the Segment, Deposit Type and ISIN from the drop-down list. For the selected ISIN information such as Symbol, maturity date and Interest% shall be populated by default.
- User shall input NDS Transfer Order id, Source SGL A/C No, Source SGL Holder Name and face value of ISIN.
- The face value requested in GSEC deposit shall be fully allocated to TM / CLI / CP subject to maximum five allocation requests at the time of deposit.
- The amount entered in the Face value can be distributed across Collateral Types (viz. SD | NSCCL, SD | NSEIL, MD)
- Validations present during GSEC deposit request.
 - The summation of amount in the allocation request should be equal to the Face Value provided in deposit request
 - User is allowed to allocate GSEC for collateral type SD | NSEIL only in case of Currency Derivatives (X) segment

4.2.2. GSEC Deposit Inquiry:

Using this option, user can inquire about for GSec deposit request in various segments.

- Process to navigate GSEC Deposit Request Menu:
 - Log on to N-MASS.
 - Click the Collateral Management > Deposit > GSEC Deposit > Inquiry

CASH DEPOSIT GSEC DEPOSIT

GSEC Deposit Request / Enquiry

Mode: Enquiry Deposit Type: GSE

Enquiry:

Segment: C - C Deposit Type: Select Deposit ISIN: Select ISIN Symbol: Select Symbol

Show All Clear

Click the format to download the result

DOCUMENT	SYMBOL	ISIN	MATURITY	INTEREST (%)	MODE	NDS ORDER ID	SGL A/C NO. / COUNTERPARTY CODE	SGL HOLDER NAME / COUNTERPARTY NAME	ND	REP MODELS	REP MODEL
CM	102 DTB MATURINGS ON 18/09/2025	IN00200241408	18-Sep-2025	8	EXUBER	4458	865	GT0	Click Here	2008	-

Page Size: 20 1 to 1 of 1 Page 1 of 1

- On submitting the inquiry request, user can view the details of GSEC deposit request along with status.
- User can download the inquiry report from this screen in either excel or csv format.

5. RELEASE & TRANSFER

5.1.Release Request:

Using this option, user can submit release request at a segment level for various types of collaterals.

- Process to navigate Quantity Breach Report Menu:
 - Log on to N-MASS.
 - Click the Collateral Management > Release & Transfer > New Request / Inquiry

The screenshot shows the 'COLLATERAL RELEASE' form with the following fields and values:

- Segment: C-CM
- Enter release request for CAPITAL MARKET
- Collateral Type: MD --- Margin Deposit
- Mode: RELEASE REQUEST
- Instrument Type: CHQ
- Go button

- User shall select segment, Collateral type, Request Type and Instrument type for initiating the release request.

5.1.1. Cash Release Request:

The screenshot shows the 'COLLATERAL RELEASE' form with the following fields and values:

- Segment: C-CM
- Enter release request for CAPITAL MARKET
- Collateral Type: MD --- Margin Deposit
- Request Type: RELEASE REQUEST
- Instrument Type: CHQ
- Go button
- Clear button
- Available Cash (in Rs.): 1,26,16,56,696.92
- Available Cash (in Words): Rs. One Hundred Twenty Six Crore Sixteen Lakh Fifty Six Thousand Six Hundred Ninety Six And
- Requested Cash (in Rs.): 5,00,000
- Requested Cash (in Words): Rs. Five Lakh Only.
- Bank: ABC Bank
- Account Number: 12345
- Immediate button
- End Of Day button
- Value Date: dd/mm/yyyy
- Reset button

- Available cash in respective segment shall be populated on screen. User shall input requested amount and select bank account to submit cash release request.
- Release request to primary bank account: The release request amount should be less than or equal to the available cash collateral amount.
- Release request to secondary account: The release request amount should be minimum of cash collateral added in the secondary bank account for the day net of already requested for release amount.
- User can select Immediate/End of Day/Value Date release. Value date release shall be available only for primary account releases. User shall input date to submit value date release before submitting the request.

5.1.2. FD Release Request:

COLLATERAL RELEASE

NEW REQUEST/INQUIRY DATA EXPORT FILE UPLOAD DOWNLOAD RETURN FILE INSTRUCTION WISE FILE UPLOAD

Segment *

A-COMMON

Enter release request for COMMON SEGMENT

Collateral Type *

MD --- Margin Deposit

Request Type *

RELEASE REQUEST

Instrument Type *

FDP

Go

Clear

RELEASE	FD ID	FD NO	BANK NAME	FD TYPE	CUSTOMER CODE	ISSUE DATE	MATURITY DATE	GROSS AMOUNT	BLOCK AMOUNT	NET AMOUNT (RS)	NET AMOUNT (IN WORDS)
<input type="checkbox"/>	300234	AD5	ABC Bank	BFD	NSCCL	14-NOV-2025	17-NOV-2025	3,30,000.00	0.00	3,30,000.00	Rs. Three Lakh
<input type="checkbox"/>	300532	M50504ABC_FILE_8CV	ABC Bank	BFD	NSCCL	22-DEC-2020	27-DEC-2025	1,00,00,000.00	0.00	1,00,00,000.00	Rs. One Crore
<input type="checkbox"/>	300535	M50504ABC_FILE_2BU	ABC Bank	BFD	NSCCL	22-DEC-2020	27-DEC-2025	1,00,00,000.00	0.00	1,00,00,000.00	Rs. One Crore
<input type="checkbox"/>	300539	M50504ABC_FILE_8BU	ABC Bank	BFD	NSCCL	22-DEC-2020	27-DEC-2025	1,00,00,000.00	0.00	1,00,00,000.00	Rs. One Crore
<input type="checkbox"/>	300557	M50504ABC_FILE_3AU	ABC Bank	BFD	NSCCL	22-DEC-2020	27-DEC-2025	1,00,00,000.00	0.00	1,00,00,000.00	Rs. One Crore

Immediate

End Of Day

Reset

- List of FDRs available for releases shall be populated on screen. Mature instruments will be displayed with a yellow background.
- User can select Immediate/End of Day release.

5.1.3. BG Release Request:

COLLATERAL RELEASE

NEW REQUEST/INQUIRY DATA EXPORT FILE UPLOAD DOWNLOAD RETURN FILE INSTRUCTION WISE FILE UPLOAD

Segment *

A-COMMON

Enter release request for COMMON SEGMENT

Collateral Type *

MD --- Margin Deposit

Request Type *

RELEASE REQUEST

Instrument Type *

BGN

Go

Clear

RELEASE	BG ID	BG NO	BANK NAME	FUNG	ISSUE DATE	MATURITY DATE	GROSS AMOUNT	BLOCKED AMOUNT	NET AMOUNT (RS)	NET AMOUNT (IN WORDS)
<input type="checkbox"/>	31127809	1023	ABC Bank	Y	18-NOV-2025	19-NOV-2025	1,234.00	0.00	1,234.00	Rs. One Thousand Two Hundred Thirty
<input type="checkbox"/>	126127809	890	ABC Bank	Y	21-NOV-2025	22-NOV-2025	890.00	0.00	890.00	Rs. Eight Hundred Ninety Only
<input type="checkbox"/>	88127809	M50504-A-COMM-A-ABC-FNG2-331FA	ABC Bank	Y	06-JUL-2025	30-MAR-2026	5,00,000.00	0.00	5,00,000.00	Rs. Five Lakh Only
<input type="checkbox"/>	91127809	M50504-A-COMM-A-ABC-FNG-631FA	ABC Bank	Y	06-JUL-2025	30-MAR-2026	5,00,000.00	0.00	5,00,000.00	Rs. Five Lakh Only
<input type="checkbox"/>	96127809	M50504-A-COMM-A-ABC-FNG2-331GA	ABC Bank	Y	06-JUL-2025	30-MAR-2026	10,00,000.00	0.00	10,00,000.00	Rs. Ten Lakh Only

Immediate

End Of Day

Reset

- List of BGs available for releases shall be populated on screen. Mature instruments will be displayed with a yellow background.
- User can select Immediate/End of Day release.

5.1.4. Security Release Request – SDP, CMF, OMF, GMF and NMF

COLLATERAL RELEASE

NEW REQUEST/INQUIRY DATA EXPORT FILE UPLOAD DOWNLOAD RETURN FILE INSTRUCTION WISE FILE UPLOAD

Segment *

C-CM

Enter release request for CAPITAL MARKET

Collateral Type *

MD --- Margin Deposit

Request Type *

RELEASE REQUEST

Instrument Type *

SDP

Go

Clear

Symbol:

TCS

TM Code:Client/CP Code:

Search

SELECT	SYMBOL	SECS	CUSTOMER	TM CODE	CLIENT/CP CODE	FUNGIBILITY	AVAILABLE QUANTITY	REQUESTED QUANTITY	REQUESTED QUANTITY (IN WORDS)
<input type="checkbox"/>	TCS	SEC	ABCD	11111	DUMMY1	Y	285	0	Zero
<input type="checkbox"/>	TCS	SEC	ABCD	NA	NA	N	486	0	Zero
<input type="checkbox"/>	TCS	SEC	ABCD	22222	DUMMY2	N	1986	0	Zero
<input type="checkbox"/>	TCS	SEC	ABCD	NA	NA	Y	112	0	Zero

Immediate

End Of Day

Reset

- User shall select instrument type from the dropdown to submit the release request in specific security.
- User shall enter a particular security symbol to search for security from the set of securities provided by the member as collateral.
- On selection of security, the quantity of securities provided by the member as collateral shall be displayed.
- The user shall be allowed to request release of the quantity populated or can reduce the quantity. The user shall not be allowed to request a release of quantity more than populated quantity.
- In case of instrument type as SDP, CMF, OMF, GMF and NMF, user can enter release quantity up to 3 decimals.
- User can select Immediate/End of Day release.

5.1.5. GSEC Release Request

SELECT	ISIN	SYMBOL	SERIES	MODE	CUSTOMER	TM CODE	CLIENT CODE	FUNDIBILITY	TOTAL FACE VALUE	TARGET SGL AC NO / CUSTOMER CODE	TARGET SGL AC NAME / CUSTOMER
<input type="checkbox"/>	IN002010001	10.10% G.S. 2028	GSE	EKUBER	NSCCL	11111	11111	N	700.00	101010	
<input type="checkbox"/>	IN002024214	364 DTB MATURING ON 21/06/2025	GSE	EKUBER	NSCCL	11111	Dummy1	N	900.00	121212	
<input type="checkbox"/>	IN002002047	6.91% G.S. 2028	GSE	EKUBER	NSCCL	11111	Dummy2	Y	20,000.00	131313	
<input type="checkbox"/>	IN002003002	6.13% G.S. 2028	GSE	EKUBER	NSCCL	11111	Dummy3	N	3,000.00	141414	
<input type="checkbox"/>	IN002022009	7.54% G.S. 2036	GSE	EKUBER	NSCCL	11111	Dummy4	N	5,000.00	151515	
<input type="checkbox"/>	IN002022008	7.54% G.S. 2036	GSE	EKUBER	NSCCL	11111	NA	N	5,000.00	161616	
<input type="checkbox"/>	IN002008045	8.32% G.S. 2036	GSE	EKUBER	NSCCL	11111	Dummy5	N	10,000.00	171717	
<input type="checkbox"/>	IN0020130079	9.23% G.S. 2043	GSE	DEPOSITORY	NSCCL	11111	Dummy6	Y	10,100.00	181818	

- User shall select segment, collateral type, Request type and Instrument type (GSE) from the dropdown to submit the release request in specific security.
- User has an option to search at ISIN, TM code or Client level.
- On selection of a security, the details of the securities provided by the member as collateral shall be displayed.
- The user shall be allowed to request release of the quantity populated or can reduce the quantity. The user shall not be allowed to request a release of quantity more than populated quantity.

5.2.Release Inquiry:

Using this option, user can submit release request at a segment level for various types of collaterals.

- Process to navigate Quantity Breach Report Menu:
 - Log on to N-MASS.
 - Click the Collateral Management > Release & Transfer > New Request / Inquiry

5.2.1. Cash Release Inquiry:

SELECT	REQUESTED DATE	REQUEST TYPE	AVAILABLE AMOUNT	REQUESTED AMOUNT(S)	REQUESTED AMOUNT IN WORDS	RELEASED AMOUNT	DESTINATION BANK	ACCOUNT NUMBER	VALUE DATE
<input type="checkbox"/>	18-NOV-2025	V	-	10,000.00	Rs. Ten Thousand Only	0.00	ABC Bank	441299213	18-11-2025
<input type="checkbox"/>	20-NOV-2025	V	1,26,19,56,898.92	10,000.00	Rs. Ten Thousand Only	0.00	ABC Bank	441299213	27-11-2025

- User shall be able to inquire about all cash release requests submitted during the day and view the status of each request.
- Following status would be maintained for a request in various stages of processing
 - Pending (Request pending for processing)
 - Processing (Request is being processed)
 - Accepted (Request has been accepted and processed)
 - Cancelled (Request has been cancelled by the user).
- In case of Immediate requests, modification and cancellation will not be allowed.
- User shall be allowed to modify only those requests having status as Pending.
- If a request is in pending status, the user cannot create a new request. However, the existing request can be modified or cancelled.
- All the accepted, rejected and cancelled requests during the day would be available to user for inquiry.

5.2.2. FDR Release Inquiry:

SELECT	FD ID	FD NO	BANK NAME	FD TYPE	CUSTOMER CODE	ISSUE DATE	MATURITY DATE	GROSS AMOUNT	BLOCK AMOUNT	NET AMOUNT (RS)	NET AMOUNT IN WORDS
<input type="checkbox"/>	309532	M50554ABC_FILE_8CU	ABC Bank	BFD	NSCCL	22-DEC-2020	27-DEC-2025	1,00,00,000.00	0.00	1,00,00,000.00	Rs. One Crore Only
<input type="checkbox"/>	309557	M50554ABC_FILE_3AU	ABC Bank	BFD	NSCCL	22-DEC-2020	27-DEC-2025	1,00,00,000.00	0.00	1,00,00,000.00	Rs. One Crore Only

- User shall be able to inquire about all FDR release requests submitted during the day and view the status of each request.
- Following status would be maintained for a request in various stages of processing.
 - Pending (Request pending for processing)

- Processing (Request is being processed)
 - Accepted (Request has been accepted and processed)
 - Rejected (Request has been rejected)
 - Cancelled (Request has been cancelled by the user).
- c. In case of Immediate requests, modification and cancellation shall not be allowed.
 - d. Users will be allowed to cancel release request with status as Pending through this screen.
 - e. All the accepted, rejected and cancelled requests during the day would be available to user for inquiry.

5.2.3. BG Release Inquiry

COLLATERAL RELEASE

NEW REQUEST/INQUIRY DATA EXPORT FILE UPLOAD DOWNLOAD RETURN FILE INSTRUCTION WISE FILE UPLOAD

Segment * A-COMMON

Enter release request for COMMON SEGMENT

Collateral Type: * MD --- Margin Deposit Request Type: * RELEASE INQUIRE Instrument Type: * BGN Go Clear

SELECT	BG ID	BG NO	BANK NAME	FUNG	ISSUE DATE	MATURITY DATE	GROSS AMOUNT	BLOCKED AMOUNT	NET AMOUNT (IN RS)	NET AMOUNT (IN WORDS)	REQUEST TYPE
<input type="checkbox"/>	126127809	890	ABC Bank	Y	21-NOV-2025	22-NOV-2025	890.00	0.00	890.00	Rs. Eight Hundred Ninety Only.	I
<input type="checkbox"/>	126527809	789	ABC Bank	Y	21-NOV-2025	24-NOV-2025	789.00	0.00	789.00	Rs. Seven Hundred Eighty Nine Only.	I

Modify Cancel Reset

- a. User shall be able to inquire about all BG release requests submitted during the day and view the status of each request.
- b. Following status would be maintained for a request in various stages of processing
 - Pending (Request pending for processing)
 - Processing (Request is being processed)
 - Accepted (Request has been accepted and processed)
 - Rejected (Request has been rejected)
 - Cancelled (Request has been cancelled by the user).
- c. In case of Immediate requests, modification and cancellation shall not be allowed.
- d. Users will be allowed to cancel release request with status as Pending through this screen.
- e. All the accepted, rejected and cancelled requests during the day would be available to user for inquiry.

5.2.4. Securities Release Inquiry - SDP, CMF, OMF, GMF and NMF

COLLATERAL RELEASE

NEW REQUEST/INQUIRY DATA EXPORT FILE UPLOAD DOWNLOAD RETURN FILE INSTRUCTION WISE FILE UPLOAD

Segment * C-CM

Enter release request for CAPITAL MARKET

Collateral Type * MD --- Margin Deposit Request Type * RELEASE INQUIRE Instrument Type * SDP

Go Clear

Symbol * Select Symbol Request Type * Select Request Type

SELECT	REQUESTED DATE	ISIN	SYMBOL	CUSTOMER	SERIES	TM CODE	CLIENT/CP CODE	FINGIBLE	AVAILABLE QUANTITY	RELEASE QUANTITY	REQUESTED QUANTITY	QUANTITY IN WORDS
<input type="checkbox"/>	21-NOV-2025	INE467B01029	TCS	ABCD	SEC	NA	NA	NI	493.0	0	5	Five

Click here to download instruction wise release inquiry file.

Modify Cancel Reset

- User shall be able to inquire about all securities release requests submitted during the day and view the status of each request.
- Following status would be maintained for a request in various stages of processing
 - Pending (Request pending for processing)
 - Processing (Request is being processed)
 - Accepted (Request has been accepted and processed)
 - Rejected (Request has been rejected)
 - Cancelled (Request has been cancelled by the user).
- In case of Immediate requests, users shall be allowed to modify or cancel the requests till it gets fetched for processing.
- All the accepted, rejected and cancelled requests during the day would be available to user for inquiry.

5.2.5. GSEC Release Inquiry

COLLATERAL RELEASE

NEW REQUEST/INQUIRY DATA EXPORT FILE UPLOAD DOWNLOAD RETURN FILE INSTRUCTION WISE FILE UPLOAD

Segment * F-FNO

Enter release request for FUTURE AND OPTIONS

Collateral Type * MD --- Margin Deposit Request Type * RELEASE INQUIRE Instrument Type * GSE

Go Clear

ISIN: All Request Type * Immediate

SELECT	REQUESTED DATE	SYMBOL	ISIN	MODE	CUSTOMER	TM CODE	CLIENT CODE	FINGIBILITY	AVAILABLE FACE VALUE	REQUESTED FACE VALUE	AMOUNT IN WORDS
<input type="checkbox"/>	21-NOV-2025	9.23% G.S. 2043	IN0020130079	DEPOSITORY	12345	Dummy	NI	44,000.00	5,000.00	Five Thousand	

Click here to download instruction wise release inquiry file.

Modify Cancel Reset

- User shall be able to inquire about all GSEC release requests submitted during the day and view the status of each request.
- Following status would be maintained for a request in various stages of processing
 - Pending (Request pending for processing)
 - Processing (Request is being processed)

- Accepted (Request has been accepted and processed)
 - Rejected (Request has been rejected)
 - Cancelled (Request has been cancelled by the user).
- c. Users shall be allowed to modify or cancel the requests till it gets fetched for processing.
 - d. All the accepted, rejected and cancelled requests during the day would be available to user for inquiry.

5.3.Data Export

Using this option, user can submit a request to download reports for securities provided as collateral.

- Process to navigate File Upload Menu:
 - Log on to N-MASS.
 - Click the Collateral Management > Release & Transfer > Data Export

- a. The files shall be downloaded after submitting the request on screen.

5.4.File Upload:

Using this option, user can upload file to submit release or transfer request for various types of collaterals.

- Process to navigate File Upload Menu:
 - Log on to N-MASS.
 - Click the Collateral Management > Release & Transfer > File Upload

- a. User shall upload file based gross release and transfer request for instruments provided as collateral.
- b. Response file shall be available to user on the same page after successful processing of file uploaded.

5.5.Instruction wise File Upload:

Using this option, user can upload file to submit release or transfer request for various types of collaterals.

- Process to navigate File Upload Menu:

- Log on to N-MASS.
- Click the Collateral Management > Release & Transfer > Instruction wise File Upload

COLLATERAL RELEASE

NEW REQUEST/INQUIRY
DATA EXPORT
FILE UPLOAD
DOWNLOAD RETURN FILE
INSTRUCTION WISE FILE UPLOAD

INSTRUCTION WISE FILE UPLOAD

Facility to request release of cash collateral to secondary account is enabled. Kindly note the file format to upload collateral release has changed. You are requested to verify the same from NMASS user manual.

Immediate Release File Upload Path:	<input type="text"/>	<input type="button" value="Browse"/>	<input type="button" value="Upload"/>	<input type="button" value="Cancel"/>
End Of Day Release File Upload Path:	<input type="text"/>	<input type="button" value="Browse"/>	<input type="button" value="Upload"/>	<input type="button" value="Cancel"/>
Immediate Transfer File Upload Path:	<input type="text"/>	<input type="button" value="Browse"/>	<input type="button" value="Upload"/>	<input type="button" value="Cancel"/>

Note :

1.For Collateral Release – Kindly provide Bank Code as NA in input File.

2.For instrument CMF and NMF- Kindly provide 'ISIN as 'NA' in input file.

- a. User shall upload file to submit release and transfer request at a transaction level for instruments provided as collateral.
- b. Response file shall be available to user on the same page after successful processing of file uploaded.
- c. Please refer to the latest consolidated circular issued by NCL for file format.

6. REPORTS

6.1.Quantity Breach Report:

Using this option, user can view and download quantity breach report at a segment level for various instrument types.

- Process to navigate Quantity Breach Report Menu:
 - Log on to N-MASS.
 - Click the Collateral Management > Reports > Quantity Breach Report

SEGMENT	INSTRUMENT	SYMBOL	ISIN	CUSTODIAN	COLLATERAL TYPE	ACTUAL QUANTITY	EXCESS UNITS	OVERALL LIMIT	MEMBER LIMIT
C	SEC	ZYOUSWELL	INE768C01010	ABCD	MD	100 000	100 000	100 000	50 0
C	NMF	SETFGOLD	INF200KA15D8	ABCD	MD	100 000	100 000	100 000	100 0
C	OMF	B16Z	INF209K01VF2	ABCD	MD	100 000	100 000	100 000	100 0
C	SEC	NBRD36	INE261P08CT0	ABCD	MD	100 000	100 000	100 000	100 0
C	SEC	PUC22	INF762B01P46	ABCD	MD	10 000	10 000	17000 000	NA
C	OMF	146690	INF249B01C015	ABCD	MD	100 000	100 000	100 000	100 0
C	SEC	WIPRO	INE075A01022	ABCD	MD	80 000	10 000	570714350 000	NA
C	SEC	360ONE	INE496L01038	ABCD	MD	100 000	100 000	100 000	100 0
C	NMF	HONGSINGBEEES	INF264B01911	ABCD	MD	100 000	50 000	350 000	350 0
C	OMF	141928	INF249K01B36	ABCD	MD	100 000	50 000	50 000	50 0
C	SEC	RECL21	INE028B08484	ABCD	MD	100 000	50 000	50 000	50 0
C	OMF	20000000	INF7603101010	ABCD	MD	100 000	100 000	100 000	100 0

- Quantities breached for securities will be shown to the member in a tabular format.
- Filters for segment and Instrument are also provided. Select segment/instrument to view filtered data.

6.2.Direct Sec Pledge Report:

Using this option, user can view and download a report for securities pledged as collaterals for each depository.

- Process to navigate Direct Sec Pledge Report Menu:
 - Log on to N-MASS.
 - Click the Collateral Management > Reports > Direct Sec Pledge Report

PLEDGE	SEGMENT	COLLATERAL TYPE	INSTRUMENT TYPE	SYMBOL	ISIN	TM CODE	CLIENT/CP CODE	QUANTITY
Depository1	C	MD	SDP	TCS	INE467B01029	NA	NA	65 000
Depository1	C	MD	SDP	TCS	INE467B01029	12345	Dummy01	491 000
Depository1	C	MD	SDP	TCS	INE467B01029	12345	Dummy02	5 000
Depository1	C	MD	SDP	TCS	INE467B01029	12345	Dummy03	1 000
Depository1	C	MD	SDP	TCS	INE467B01029	12345	Dummy04	2 000
Depository1	C	MD	SDP	TCS	INE467B01029	12345	Dummy05	7 000
Depository1	C	MD	SDP	TCS	INE467B01029	12345	Dummy06	5 000
Depository1	C	MD	SDP	TCS	INE467B01029	NA	NA	498 000
Depository1	F	MD	SDP	TCS	INE467B01029	12345	Dummy06	497 000
Depository1	F	MD	SDP	TCS	INE467B01029	NA	CP111111	491 000
Depository1	O	MD	SDP	TCS	INE467B01029	NA	CP222222	497 000
Depository1	C	MD	SDP	TCS	INE467B01029	NA	NA	497 000

- Direct Sec Pledge Report for securities will be shown to the member in a tabular format.
- Filters for segment and Instrument, symbol are also provided to view filtered data.
- User can download the report from this screen in either excel or csv format.