

Holding of Specified Securities

Annexure - I

1. Name of Listed Entity:	CURRENT INFRAPROJECTS LIMITED		
2. Scrip Code/Name of Scrip/Class of Security	CURRENT/EQUITY		
3. Share Holding Pattern Filed under: Reg. 31(1)(a)			
a. If under 31(1)(b) then indicate the report for Quarter ending	02-09-2025		
b. If under 31(1)(c) then indicate date of allotment/extinguishment			
4. Declaration: The Listed entity is required to submit the following declaration to the extent of submission of information:-			
	Particulars	Yes*	No*
1	Whether the Listed Entity has issued any partly paid up shares?		No
2	Whether the Listed Entity has issued any Convertible Securities ?		No
3	Whether the Listed Entity has issued any Warrants ?		No
4	Whether Listed Entity has granted any ESOPs, which are outstanding?		No
5	Whether the Listed Entity has any shares against which depository receipts are issued?		No
6	Whether the Listed Entity has any shares in locked-in?	Yes	
7	Whether any shares held by promoters are encumbered under "Pledged"?		No
8	Whether any shares held by promoters are encumbered under "Non-Disposal Undertaking"?		No
9	Whether any shares held by promoters are encumbered, other than by way of Pledge or NDU, if		No
10	Whether company has equity shares with differential voting rights?		No
11	Whether the listed entity has any significant beneficial owner?		No
<p>* If the Listed Entity selects the option 'No' for the questions above, the columns for the partly paid up shares, Outstanding Convertible Securities/Warrants, depository receipts, locked-in shares, No of shares pledged or otherwise encumbered by promoters, as applicable, shall not be displayed at the time of dissemination on the Stock Exchange website. Also wherever there is 'No' declared by Listed Entity in above table the values will be considered as 'Zero' by default on submission of the format of holding of specified securities.</p>			




Table I - SUMMARY STATEMENT HOLDING OF SPECIFIED SECURITIES																									
Category (I)	Category of shareholder (II)	No.s of Share holders (III)	No. of fully paid up equity Share held (IV)	No.s of Partly paid up equity Share held (V)	No. of shares underlying Depository Receipts (VI)	Total nos. shares held (VII)= (IV)+(V)+(VI)	Shareholding as a % of total no. of shares (calculated as per SCRR, 1957) (VIII) As a % of (A+B+C2)	Number of Voting Rights held in each class of securities (IX)			No. of Shares Underlying Outstanding convertible securities (including Warrants, E SOP) (X)	Total No. of Shares on fully diluted basis (including warrants, ESO P, Convertible Securities etc.) (XI)=(VII)+X)	Shareholding, as a % assuming full conversion of convertible securities(as a %of diluted share capital) (XII)=(VII)+(X) As a % of (A+B+C2)	Number of Locked in shares (XIII)		Number of Shares pledged (XIV)		Non-Disposal Undertaking (XV)		Other encumbrances, if any (XVI)		Total Number of Shares encumbered (XVII)=(XIV)+(XV)+(XVI)		Number of equity shares held in dematerialized form (XVIII)	
								No of Voting Rights						Total as a % of (A+B+C)	No. (a)	As a % of total shares held (b)	No. (a)	As a % of total shares held (b)	No. (a)	As a % of total shares held (b)	No. (a)	As a % of total shares held (b)	No. (a)		As a % of total shares held (b)
								Class Equity x	Class Others y	Total															
(A)	Promoter & Promoter Group	7	13499000	0	0	13499000	70.4982	13499000	0	13499000	70.4982	0	13499000	70.4982	13499000	100.0000	0	0	0	0	0	0	0	0	13499000
(B)	Public	814	5649000	0	0	5649000	29.5018	5649000	0	5649000	29.5018	0	5649000	29.5018	1876200	33.2130	0	0	0	0	0	0	0	0	5649000
(C)	Non Promoter-Non Public	0	0	0	0	0	0	0	0	0	0.0000	0	0	0.0000	0	0.0000	NA	NA	NA	NA	NA	NA	NA	NA	0
(C1)	Shares underlying DRs	0	0	0	0	0	NA	0	0	0	0.0000	0	0	0.0000	0	0.0000	NA	NA	NA	NA	NA	NA	NA	NA	0
(C2)	Shares held by Employee Trusts	0	0	0	0	0	0	0	0	0	0.0000	0	0	0.0000	0	0.0000	NA	NA	NA	NA	NA	NA	NA	NA	0
	Total	821	19148000	0	0	19148000		19148000	0	19148000	100.0000	0	19148000	100.0000	15375200	80.2966	0	0	0	0	0	0	0	0	19148000




Table II - STATEMENT SHOWING SHAREHOLDING PATTERN OF THE PROMOTER AND PROMOTER GROUP

Category & Name of the shareholders (I)	Entity Type promoter or promoter group (promoter group would exclude promoters) (II)	No of Share holders (IV)	No of fully paid up equity Shares held (V)	Partly paid-up equity Share held (VI)	No. of shares underlying Depository Receipts (VII)	Total nos. shares held (VIII)= (V)+(VI)+(VII)	Shareholding % calculated as per SCRR, 1957 As a % of (A+B+C2) (IX)	Number of Voting Rights held in each class of securities (X)			No. of Shares Underlying Outstanding convertible securities (including Warrants, ESOP etc.) (XI)	Total No of shares on fully diluted basis (including warrants, ESOP, Convertible Securities etc.) (XII)=(VIII)+(XI) As a % of (A+B+C2)	Total Shareholding, as a % assuming full conversion of convertible securities (as a % of diluted share capital) (XIII)=(VIII)+(XI) As a % of (A+B+C2)	Number of Locked in shares (XIV)		Number of Shares pledged (XV)		Non-Disposal Undertaking (XVI)		Other encumbrances, if any (XVII)		Total Number of shares encumbered (XVIII)=(XV)+(XVI)+(XVII)		Number of equity shares held in dematerialized form (XIX)		
								No of Voting Rights						Total as a % of (A+B+C)	No. (a)	As a % of total shares held (b)	No. (a)	As a % of total shares held (b)	No. (a)	As a % of total shares held (b)	No. (a)	As a % of total shares held (b)	No. (a)		As a % of total shares held (b)	
								Class Equity	Class Others	Total																
1 Indian																										
(a) Individuals/Hindu undivided Family																										
	SUJATA GANGWAR	Promoter	1	10798970	0	0	10798970	56.3974	10798970	0	10798970	56.3974	0	10798970	56	10798970	100	0.0000	0	0	0	0.0000	0	0	0.0000	10798970
	SHARAD KUMAR GANGWAR	Promoter Group	1	10	0	0	10	0.0001	10	0	10	0.0001	0	10	0	10	100	0.0000	0	0	0	0.0000	0	0	0.0000	10
	SUNIL SINGH GANGWAR	Promoter	1	10	0	0	10	0.0001	10	0	10	0.0001	0	10	0	10	100	0.0000	0	0	0	0.0000	0	0	0.0000	10
	DEVVRATH SINGH	Promoter	1	1349990	0	0	1349990	7.0503	1349990	0	1349990	7.0503	0	1349990	7	1349990	100	0.0000	0	0	0	0.0000	0	0	0.0000	1349990
	SNEHA SINGH	Promoter Group	1	10	0	0	10	0.0001	10	0	10	0.0001	0	10	0	10	100	0.0000	0	0	0	0.0000	0	0	0.0000	10
	SATYAVRAT SINGH	Promoter	1	1350000	0	0	1350000	7.0503	1350000	0	1350000	7.0503	0	1350000	7	1350000	100	0.0000	0	0	0	0.0000	0	0	0.0000	1350000
	SUNIL SINGH GANGWAR HUF	Promoter Group	1	10	0	0	10	0.0001	10	0	10	0.0001	0	10	0	10	100	0.0000	0	0	0	0.0000	0	0	0.0000	10
	Total		7	13499000	0	0	13499000	70.4982	13499000	0	13499000	70.4982	0	13499000	70.4982	13499000	100.0000	0	0.0000	0	0.0000	0	0.0000	0	0.0000	13499000
(b) Central Government/State Government(s)																										
	Total		0	0	0	0	0	0.0000	0	0	0	0.0000	0	0	0.0000	0	0.0000	0	0.0000	0	0.0000	0	0.0000	0	0.0000	0
	Total		0	0	0	0	0	0.0000	0	0	0	0.0000	0	0	0.0000	0	0.0000	0	0.0000	0	0.0000	0	0.0000	0	0.0000	0
(c) Financial Institutions/Banks																										
	Total		0	0	0	0	0	0.0000	0	0	0	0.0000	0	0	0.0000	0	0.0000	0	0.0000	0	0.0000	0	0.0000	0	0.0000	0
	Total		0	0	0	0	0	0.0000	0	0	0	0.0000	0	0	0.0000	0	0.0000	0	0.0000	0	0.0000	0	0.0000	0	0.0000	0
(d) Any Other(ANY OTHERS (Specify))																										
	Total		0	0	0	0	0	0.0000	0	0	0	0.0000	0	0	0.0000	0	0.0000	0	0.0000	0	0.0000	0	0.0000	0	0.0000	0
	Sub-Total (A)(1)		7	13499000	0	0	13499000	70.4982	13499000	0	13499000	70.4982	0	13499000	70.4982	13499000	100.0000	0	0.0000	0	0.0000	0	0.0000	0	0.0000	13499000
2 Foreign																										
(a) Individuals(Non-Resident Individuals/Foreign Individuals)																										
	Total		0	0	0	0	0	0.0000	0	0	0	0.0000	0	0	0.0000	0	0.0000	0	0.0000	0	0.0000	0	0.0000	0	0.0000	0
	Total		0	0	0	0	0	0.0000	0	0	0	0.0000	0	0	0.0000	0	0.0000	0	0.0000	0	0.0000	0	0.0000	0	0.0000	0
(c) Institutions																										
	Total		0	0	0	0	0	0.0000	0	0	0	0.0000	0	0	0.0000	0	0.0000	0	0.0000	0	0.0000	0	0.0000	0	0.0000	0
	Sub-Total (A)(2)		0	0	0	0	0	0.0000	0	0	0	0.0000	0	0	0.0000	0	0.0000	0	0.0000	0	0.0000	0	0.0000	0	0.0000	0
	Total Shareholding of Promoters		7	13499000	0	0	13499000	70.4982	13499000	0	13499000	70.4982	0	13499000	70.4982	13499000	100.0000	0	0.0000	0	0.0000	0	0.0000	0	0.0000	13499000

Details of Shares which remain unclaimed may be given hear along with details such as number of shareholders, outstanding shares held in demat/unclaimed suspense account, voting rights which are frozen etc.

Note:

(1) PAN would not be displayed on website of Stock Exchange(s).

(2) The term "Encumbrance" has the same meaning as assigned under regulation 28(3) of SEBI (Substantial Acquisition of Shares and Takeovers) Regulations, 2011.




Table III - STATEMENT SHOWING SHAREHOLDING PATTERN OF THE PUBLIC SHAREHOLDER																												
Category & Name of the shareholders (I)	No.s of Share holders (III)	No. of fully paid up equity Share held (IV)	Partly paid-up equity Share held (V)	No.s of shares underlying Depository Receipts (VI)	Total nos. shares held (VII)= (IV)+(V)+(VI)	Shareholdin g % calculated as per SCRR,1957) As a % of (A+B+C2) (VIII)	Number of Voting Rights held in each class of securities (IX)			No. of Shares Underlying Outstanding convertible securities (including Warrants, ESOP etc.) (X)	Total No of shares on fully diluted basis (including warrants, ESOP, Convertible Securities etc.) (XI)=(VII+X)	Total Shareholding, as a % assuming full conversion of convertible securities (as a percentage of diluted share capital) (XII)	Number of Locked in shares (XIII)		Number of Shares pledged (XIV)		Non-Disposal Undertaking (XV)		Other encumbrances, if any (XVI)		Total Number of Shares encumbered (XVII) = (XIV + XV + XVI)		Number of equity shres held in dematerialize d form (XVIII)	Sub - categorization of shares (XIX)				
							No of Voting Rights						Total as a % of Total Voting Rights	No. (a)	As a % of total shares held.	No. (a)	As a % of total shares held.	No. (a)	As a % of total shares held.	No. (a)	As a % of total shares held.	No. (a)		As a % of total shares held.	Shareholding (No. of shares) under			
							Class Equity	Class Others	Total																Sub-category (i)	Sub-category (ii)	Sub-category (iii)	
1 Institutions (Domestic)																												
(a) Mutual Funds	1	54400	0	0	54400	0.2841	54400	0	54400	0.2841	0	54400	0.2841	0	0.0000	NA	NA	NA	NA	NA	NA	NA	NA	54400				
(b) Venture Capital Funds	0	0	0	0	0	0.0000	0	0	0	0.0000	0	0	0.0000	0	0.0000	NA	NA	NA	NA	NA	NA	NA	NA	0				
(c) Alternate Investment Funds	35	1265600	0	0	1265600	6.6096	1265600	0	1265600	6.6096	0	1265600	6.6096	899200	71.0493	NA	NA	NA	NA	NA	NA	NA	NA	1265600				
HOLANI VENTURE CAPITAL FUND- HOLANI VENTURE CAPITAL FUND-I	1	449600	0	0	449600	2.3480	449600	0	449600	2.3480	0	449600	2.3480	435200	96.7972	0	0	0	0	0	0	0	0	449600				
(d) Banks	3	52800	0	0	52800	0.2757	52800	0	52800	0.2757	0	52800	0.2757	0	0.0000	NA	NA	NA	NA	NA	NA	NA	NA	52800				
(e) Insurance Companies	1	9600	0	0	9600	0.0501	9600	0	9600	0.0501	0	9600	0.0501	0	0.0000	NA	NA	NA	NA	NA	NA	NA	NA	9600				
(f) Asset Reconstruction Companies	0	0	0	0	0	0.0000	0	0	0	0.0000	0	0	0.0000	0	0.0000	NA	NA	NA	NA	NA	NA	NA	NA	0				
(g) Provident / Pension Funds	0	0	0	0	0	0.0000	0	0	0	0.0000	0	0	0.0000	0	0.0000	NA	NA	NA	NA	NA	NA	NA	NA	0				
(h) Sovereign Wealth Funds	0	0	0	0	0	0.0000	0	0	0	0.0000	0	0	0.0000	0	0.0000	NA	NA	NA	NA	NA	NA	NA	NA	0				
(i) NBFCs registered with RBI	2	163200	0	0	163200	0.8523	163200	0	163200	0.8523	0	163200	0.8523	128000	78.4314	NA	NA	NA	NA	NA	NA	NA	NA	163200				
(j) Other Financial Institutions	0	0	0	0	0	0.0000	0	0	0	0.0000	0	0	0.0000	0	0.0000	NA	NA	NA	NA	NA	NA	NA	NA	0				
SUB TOTAL (B)(1)	42	1545600	0	0	1545600	8.0719	1545600	0	1545600	8.0719	0	1545600	8.0719	1027200	66.4596	NA	NA	NA	NA	NA	NA	NA	NA	1545600				
2 Institutions (Foreign)																												
(a) Foreign Direct Investment	0	0	0	0	0	0.0000	0	0	0	0.0000	0	0	0.0000	0	0.0000	NA	NA	NA	NA	NA	NA	NA	NA	0				
(b) Foreign Venture Capital Investors	0	0	0	0	0	0.0000	0	0	0	0.0000	0	0	0.0000	0	0.0000	NA	NA	NA	NA	NA	NA	NA	NA	0				
(c) Foreign Sovereign Wealth Funds	0	0	0	0	0	0.0000	0	0	0	0.0000	0	0	0.0000	0	0.0000	NA	NA	NA	NA	NA	NA	NA	NA	0				
(d) Foreign Portfolio Investors Category I	32	819200	0	0	819200	4.2783	819200	0	819200	4.2783	0	819200	4.2783	505600	61.7188	NA	NA	NA	NA	NA	NA	NA	NA	819200				
MERU INVESTMENT FUND PCC-CELL 1	1	310400	0	0	310400	1.6211	310400	0	310400	1.6211	0	310400	1.6211	310400	100.0000	0	0	0	0	0	0	0	0	310400				
MINT FOCUSED GROWTH FUND PCC- CELL 1	1	200000	0	0	200000	1.0445	200000	0	200000	1.0445	0	200000	1.0445	195200	97.6000	0	0	0	0	0	0	0	0	200000				
(e) Foreign Portfolio Investors Category II	0	0	0	0	0	0.0000	0	0	0	0.0000	0	0	0.0000	0	0.0000	NA	NA	NA	NA	NA	NA	NA	NA	0				
(f) OVERSEAS DEPOSITORIES (Holding DRs) (Balancing Figure)	0	0	0	0	0	0.0000	0	0	0	0.0000	0	0	0.0000	0	0.0000	NA	NA	NA	NA	NA	NA	NA	NA	0				
SUB TOTAL (B)(2)	32	819200	0	0	819200	4.2783	819200	0	819200	4.2783	0	819200	4.2783	505600	61.7188	NA	NA	NA	NA	NA	NA	NA	NA	819200				
3 Central Government / State Government																												
(a) Central Government / President of India	0	0	0	0	0	0.0000	0	0	0	0.0000	0	0	0.0000	0	0.0000	NA	NA	NA	NA	NA	NA	NA	NA	0				
(b) State Government / Governor	0	0	0	0	0	0.0000	0	0	0	0.0000	0	0	0.0000	0	0.0000	NA	NA	NA	NA	NA	NA	NA	NA	0				
(c) Central/State Govt. shareholding by Cos or Bodies Corp	0	0	0	0	0	0.0000	0	0	0	0.0000	0	0	0.0000	0	0.0000	NA	NA	NA	NA	NA	NA	NA	NA	0				
SUB TOTAL (B)(3)	0	0	0	0	0	0.0000	0	0	0	0.0000	0	0	0.0000	0	0.0000	NA	NA	NA	NA	NA	NA	NA	NA	0				
4 Non-institutions																												
(a) Associate Companies / Subsidiaries	0	0	0	0	0	0.0000	0	0	0	0.0000	0	0	0.0000	0	0.0000	NA	NA	NA	NA	NA	NA	NA	NA	0				
(b) Directors And their relatives (Non-Promoter)	0	0	0	0	0	0.0000	0	0	0	0.0000	0	0	0.0000	0	0.0000	NA	NA	NA	NA	NA	NA	NA	NA	0				
(c) Key Managerial Personnel	0	0	0	0	0	0.0000	0	0	0	0.0000	0	0	0.0000	0	0.0000	NA	NA	NA	NA	NA	NA	NA	NA	0				
(d) Relatives of Promoters (Non-Promoter)	0	0	0	0	0	0.0000	0	0	0	0.0000	0	0	0.0000	0	0.0000	NA	NA	NA	NA	NA	NA	NA	NA	0				
(e) Trusts (Non-Promoter)	0	0	0	0	0	0.0000	0	0	0	0.0000	0	0	0.0000	0	0.0000	NA	NA	NA	NA	NA	NA	NA	NA	0				
(f) Investor Education and Protection Fund(IEPF)	0	0	0	0	0	0.0000	0	0	0	0.0000	0	0	0.0000	0	0.0000	NA	NA	NA	NA	NA	NA	NA	NA	0				
(g) Individuals - i. Individual shareholders holding nominal share capital up to Rs. 2 lakhs.	666	2530600	0	0	2530600	13.2160	2530600	0	2530600	13.2160	0	2530600	13.2160	245800	9.7131	NA	NA	NA	NA	NA	NA	NA	NA	2530600				
(h) INDIVIDUAL - ii. Individual shareholders holding nominal share capital in excess of Rs. 2 lakhs.	3	97600	0	0	97600	0.5097	97600	0	97600	0.5097	0	97600	0.5097	97600	100.0000	NA	NA	NA	NA	NA	NA	NA	NA	97600				
(i) NON RESIDENT INDIANS (NRIs)	1	3200	0	0	3200	0.0167	3200	0	3200	0.0167	0	3200	0.0167	0	0.0000	NA	NA	NA	NA	NA	NA	NA	NA	3200				
(j) FOREIGN NATIONALS	0	0	0	0	0	0.0000	0	0	0	0.0000	0	0	0.0000	0	0.0000	NA	NA	NA	NA	NA	NA	NA	NA	0				
(k) Foreign Companies	0	0	0	0	0	0.0000	0	0	0	0.0000	0	0	0.0000	0	0.0000	NA	NA	NA	NA	NA	NA	NA	NA	0				
(l) BODIES CORPORATE	9	150400	0	0	150400	0.7855	150400	0	150400	0.7855	0	150400	0.7855	0	0.0000	NA	NA	NA	NA	NA	NA	NA	NA	150400				
(m) Any Other(HINDU UNDIVIDED FAMILY)	60	233600	0	0	233600	1.2200	233600	0	233600	1.2200	0	233600	1.2200	0	0.0000	NA	NA	NA	NA	NA	NA	NA	NA	233600				
(n) Any Other(CLEARING MEMBER)	1	268800	0	0	268800	1.4038	268800	0	268800	1.4038	0	268800	1.4038	0	0.0000	NA	NA	NA	NA	NA	NA	NA	NA	268800				
(o) HOLANI CONSULTANTS PRIVATE LIMITED - PROP	1	268800	0	0	268800	1.4038	268800	0	268800	1.4038	0	268800	1.4038	0	0.0000	0	0	0	0	0	0	0	0	268800				
SUB TOTAL (B)(4)	740	3284200	0	0	3284200	17.1517	3284200	0	3284200	17.1517	0	3284200	17.1517	343400	10.4561	NA	NA	NA	NA	NA	NA	NA	NA	3284200				
Total Public Shareholding (B) = (B)(1)+(B)(2)+(B)(3)	814	5649000	0	0	5649000	29.5018	5649000	0	5649000	29.5018	0	5649000	29.5018	1876200	29.5018	0	NA	0	NA	0	NA	0	NA	0	5649000			

Details of the shareholders acting as persons in Concert including their Shareholding (No. and %): 0

Details of Shares which remain unclaimed may be given here along with details such as number of shareholders, outstanding shares held in demat/unclaimed suspense account, voting rights which are frozen etc.

Note:

(1) PAN would not be displayed on website of Stock Exchange(s).

(2) The above format needs to be disclosed along with the names of the shareholders holding 1% or more than 1% of shares of the listed entity. Column no. (XIII) is not applicable in the above format.

(3) W.r.t. the information pertaining to Depository Receipts, the same may be disclosed in the respective columns to the extent information available and the balance to be disclosed as held by custodian.

(4) Categorization and disclosure of each shareholder category should be carried out in the order prescribed in the above format. If a shareholder is falling under more than one category, then the same shall be classified in the category falling first in the order prescribed in the above format. Shareholding under any of the categories shall be unique and will not be multiple under multiple categories.

(5) Sub-categorization of shares under column no. (XV) will be based on shareholding (no. of shares) under the following sub-categories:

(i) Shareholders who are represented by a nominee Director on the board of the listed entity or have the right to nominate a representative (i.e. Director) on the board of the listed entity.

(ii) Shareholders who have entered into shareholder agreement with the listed entity.



Table IV - STATEMENT SHOWING SHAREHOLDING PATTERN OF THE NON PROMOTER - NON PUBLIC SHAREHOLDER

Category & Name of the shareholders (I)	No. of Share holders (III)	No. of fully paid up equity Share held (IV)	Partly paid-up equity Share held (V)	No.s of shares underlying Depository Receipts (VI)	Total no. shares held (VII)= (IV)+(V)+(VI)	Shareholding % calculated as per SCRR, 1957) As a % of (A+B+C2) (VIII)	Number of Voting Rights held in each class of securities (IX)				No. of Shares Underlying Outstanding convertible securities (including Warrants, ESOP, etc.) (X)	Total No. of shares on fully diluted basis (including warrants, ESOP, Convertible Securities etc.) (XI)=(VII+X)	Total Shareholding, as a % assuming full conversion of convertible securities(as a % of diluted share capital) (XII)	Number of Locked in shares (XIII)		Number of Shares pledged (XIV)		Non-Disposal Undertaking (XV)		Other encumbrances, if any (XVI)		Total Number of Shares encumbered (XVII)=(XIV+XV+XVI)		Number of equity shares held in dematerialized form (XVIII)
							No of Voting Rights			Total as a % of (A+B+C)				No. (a)	As a % of total shares held (b)	No. (a)	As a % of total shares held (b)	No. (a)	As a % of total shares held (b)	No. (a)	As a % of total shares held (b)	No. (a)	As a % of total shares held (b)	
							Class Equity x	Class Others y	Total															
1 Custodian/DR Holder																								
0	0	0	0	0	0	0.0000	0	0	0	0.0000	0	0	0.0000	0	0.0000	NA	NA	NA	NA	NA	NA	NA	NA	0
Total Non Promoter-Non Public Shareholding (C)=(C)(1)+(C)(2)	0	0	0	0	0	0.0000	0	0	0	0.0000	0	0	0.0000	0	0.0000	NA	NA	NA	NA	NA	NA	NA	NA	0

Note


(1) PAN would not be displayed on website of Stock Exchange(s).

(2) The above format needs to disclose name of all holders holding more than 1% of total number of shares.

(3) W.r.t. the information pertaining to Depository Receipts, the same may be disclosed in the respective columns to the extent information available.



Table V - STATEMENT SHOWING DETAILS OF SIGNIFICANT BENEFICIAL OWNERS																
Sr. No	Details of the significant beneficial owner (I)			Details of the registered owner (II)			Details of holding/ exercise of right of the SBO in the reporting company, whether direct or indirect *: (III) Whether by virtue of:						Date of creation / acquisition of significant beneficial interest* (IV)			
	Name	PAN/Passport No. in case of a foreign national	Nationality	Name	PAN/Passport No. in case of a foreign national	Nationality	Shares %	Voting rights %	Rights on distributabl e dividend or any other distribution	Exercise of control	Exercise of significant influence					
NA	NA	NA	NA	NA	NA	NA	NA	NA	NA	NA	NA	NA	NA	NA	NA	NA



Annexure - B

Table VI - Statement Showing Foreign Ownership Limit

	Board approved limits	Limits utilized
As on shareholding date	0	0
As on the end of previous 1st quarter	0	0
As on the end of previous 2nd quarter	0	0
As on the end of previous 3rd quarter	0	0
As on the end of previous 4th quarter	0	0

