Corporate Office
Unit No. 7, 5th Floor, Tower 2,
Capital Business Park, Sector 48,
Gurugram, Haryana 122001
Tel / Fax : +91 124 4896700

Date: September 27, 2025

To
The Manager
Listing Department
National Stock Exchange of India Ltd.
Exchange Plaza, Plot no. C/1, G Block,
Bandra-Kurla Complex, Bandra (E),
Mumbai - 400 051.

NSE Symbol: **K2INFRA**
ISIN: **INE0DEZ01013**

Subject: Submission of Revised Annual Report for FY 2024-25

Dear Sir/Madam,

In compliance with Regulation 34 of SEBI LODR Regulations, 2015, please find enclosed the revised Annual Report of K2 Infragen Limited for the financial year 2024-25 along with a brief explanation of the changes incorporated.

Reason for Revision:
The Annual Report has been revised **due to a clerical oversight** affecting a single figure, to ensure consistency with the finalized figures approved by the Board and Auditors:

1. **Return on Capital Employed (ROCE) for FY25** – revised from 5.26% to 13.49% in the following locations:
   - Page 13 [Return on Capital Employed (In%) Chart – FY25]
   - Page 120, Note 40 [Ratios], S.No.10 [Return on Capital Employed (%) – As at 31st March 2025)

The changes have been incorporated to ensure that the Annual Report presents the most current and accurate information to shareholders. No other changes have been made.

We request you to kindly take the same on record.

Thanking you,

Yours faithfully,
For K2 Infragen Limited

JYOTI PULYANI
Digitally signed by JYOTI PULYANI
Date: 2025.09.27 19:33:44 +05'30'

Jyoti Pulyani
Company Secretary and Compliance Officer
M. No: A55697

Encl: Revised Annual Report FY 2024-25

Advancing with **Purpose.** Strengthening **the Core.**

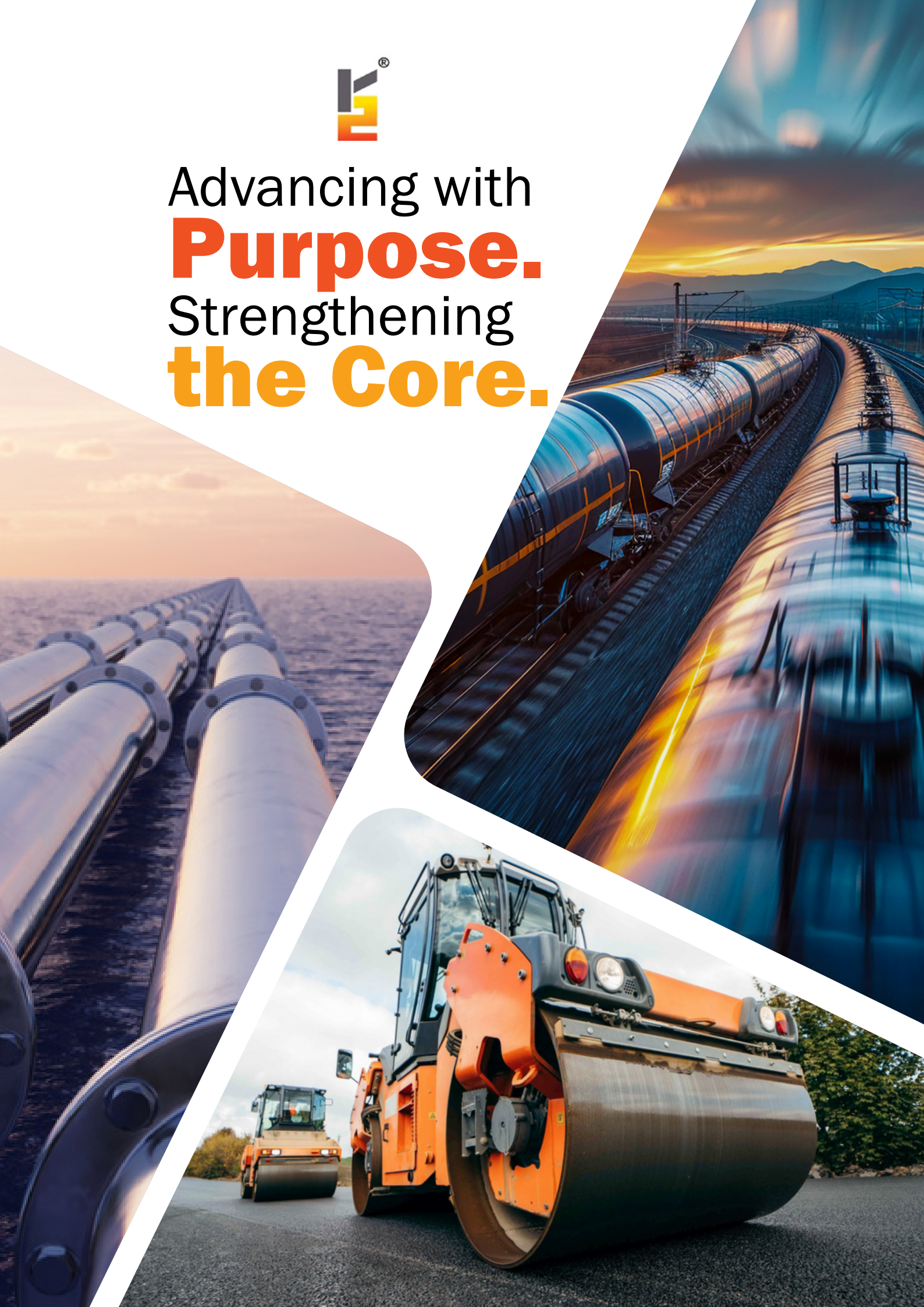

Across **the Pages**

Corporate Overview

Advancing with Purpose 02
Strengthening our Core. 03
From the Managing Director's Desk 04
Corporate snapshot 06
Our marquee clients 09
Our offerings basket 10
Creating sustainable value. 12
Our investment value proposition 14
Advancing with Purpose 16
Our visionary leadership 18
Key Management Personnel 20
Corporate Information 21

Statutory Report

Management Discussion and Analysis 24
Notice of 10th Annual General Meeting..... 37
Directors' Report 49

Financial Report

Standalone Financial Statements 69
Consolidated Financial Statements 131

Reporting period and scope

This report covers financial and non-financial information and activities of K2 Infragen Limited ('the Company' or 'K2IL') during the period April 1, 2024, to March 31, 2025. The report's financial figures have been audited by S.N Dhawan & Co. LLP.

Materiality

We cover key material aspects that have been identified through our ongoing stakeholder engagement and are addressed by various programmes or action points set by the key management personnel.

Responsiveness

Our reporting addresses a gamut of stakeholders, each having their own needs and interests. This report is one element of our interaction and communication. It reflects how we manage our operations by accounting and responding to stakeholder concerns.

Forward-looking Statements

In this Annual Report, we have disclosed forward-looking information to enable investors to comprehend our prospects and take investment decisions. This Report and other statements – written and oral – that we periodically make contain forward-looking statements that set out anticipated results based on the management's plans and assumptions. We have tried, wherever possible, to identify such statements by using words such as 'anticipate', 'estimate', 'expects', 'projects', 'intends', 'plans', 'believes' and words of similar substance in connection with any discussion of future performance. We cannot guarantee that these forward-looking statements will be realised, although we believe we have been prudent in our assumptions. The achievements of results are subject to risks, uncertainties and even inaccurate assumptions. Should known or unknown risks or uncertainties materialise, or should underlying assumptions prove inaccurate, actual results could vary materially from those anticipated, estimated or projected. Readers should keep this in mind. We undertake no obligation to publicly update any forward-looking statement, whether as a result of new information, future events or otherwise.

In an era defined by rapid change and shifting priorities, purpose-led progress is more important than ever.

At K2 Infragen Limited, we are advancing with clarity and conviction, guided by a strong sense of responsibility, a long-term vision, and a deep commitment to creating enduring value.

FY25 was a year of building from within.

We worked towards understanding how businesses are transforming with changing times.

We worked towards understanding how our principal customers are responding to that change.

We worked towards building the next level of capabilities to address the sectoral and customer changes.

We worked towards creating a holistic organizational preparedness in making adaptations to change seamless, scalable and sustainable.

As we strengthened our core, through investments in people, processes, innovation, and infrastructure, we laid a resilient foundation for sustainable, future-ready growth.

This internal consolidation has empowered us to respond with agility, embrace opportunities with confidence, and navigate complexities with foresight.

With a sharper focus on operational excellence, stakeholder trust, and strategic execution, we are not just moving forward, we are moving forward with purpose.

Advancing with **Purpose.**

Backed by an enriching industry experience to

ready to deliver

We have the required industry experience we need to grow.

We have an industry experience of more than a decade, which gives us a competitive advantage and will enable us to deliver sustainable growth over the foreseeable future.

10+ years
Industry presence

50+
Number of successful projects executed till date Advancing with Purpose.

Backed by the capabilities we have built for

sustained growth

We have the invested in the capacity to scale the business. Over the years, we have consistently invested in strengthening our capabilities, enhancing the capacity of our ancillary operations, and shaping a compelling employee value proposition.

83%
We delivered 83% of our projects within the given timeline in FY25.

60+
Number of state-of-the-art construction equipment we possess



Strengthening **our Core.**

By focusing on operational excellence to

drive value

Backed by a diverse project portfolio across water, railways, roads, and civil works, we continue to invest in technology and R&D to enhance efficiency and cost-effectiveness.

It's a commitment that ensures we stay agile, innovative, and competitive in an evolving market landscape.

₹4,525 Million
Order book under execution as on March 31st 2025

₹77.8 million
Investment in plant & machinery in the last five years

By adopting an agile strategy for

delivering success

Over the years, we marked our presence across several sectors to reduce our dependence on any single sector. With proven strategic cornerstones providing flexibility to perform in all market conditions and a differentiated value-proposition approach for the customers, we have been able to secure reliable returns for our stakeholders.

58.26%
CAGR growth in EBIDTA over the last five years

0.72x
A healthy debt-equity ratio showcasing our financial stability

From the **Managing Director's Desk**

"As an emerging EPC player, our diversified project execution capabilities and well-balanced order book, provide us a strong and resilient foundation for sustainable, long-term growth."

Dear Shareholder

As we step into a new fiscal year, it is my privilege to share our performance during the year gone by. This Annual Report perfectly encapsulates the strides we have taken during FY25 while providing a glimpse into our strategic direction for the future.

Backed by the positive industry sentiment, we have steadily evolved into a trusted integrated EPC player with a strong presence across water supply, roads & bridges, railways, power infrastructure, and civil construction. FY25 was a year of consolidation and progress as we continued to deliver projects of national importance while expanding our capabilities across geographies. Before we dive into our performance for the fiscal year, it is worthwhile to first consider the macroeconomic landscape in the year gone by.

Reviewing the industry prospective

India's strong economic performance in FY 2023-24 stands as a testament to its resiliencew in the face of global uncertainties. Prudent monetary policies, coupled with steady consumer demand, have helped sustain this momentum. The Government's vision of building a 'Viksit Bharat' is clearly reflected in its landmark allocation of ₹11,111 billion towards capital expenditure, an investment directed at strengthening infrastructure and laying the foundation for long-term, inclusive growth.

India's infrastructure sector is at a pivotal moment of transformation. As the nation rises to become the world's third-largest construction market, projected to touch nearly USD 1.4 trillion by 2025, the need for sustainable, efficient, and inclusive infrastructure has never been more urgent. At K2 Infragen Limited, we view this as both an opportunity and a responsibility, to play a meaningful role in shaping the nation's progress and building foundations that empower generations to come.

Financial performance (Group)

We recognise that sustained growth requires prudent financial management. Therefore, we continue to optimize overhead costs, streamline our portfolio and enhance operational efficiencies across the value chain.

In FY25, we recorded consolidated revenue from operations of ₹1,468 million, marking a strong growth of nearly 35% over ₹1,087 million in FY24. This momentum was driven by the successful rollout of new projects and our strategic expansion into newer geographies. Our Consolidated EBITDA stood at ₹202 million in FY25 compared to ₹214 million in the previous year, while Consolidated PAT was ₹115 million as against ₹125 million in FY24. The EBITDA margin for the year was 13.76% and the PAT margin 7.86%. The dip in profitability is primarily attributable to the fact that a large part of our projects are still under execution. With their expected completion in the coming year, we are confident of translating topline growth into stronger bottomline performance. Overall, these results underscore our focus on innovation, growth through market expansion, and creating long-term value for our stakeholders.

We have continued to exercise prudent capital stewardship, successfully reducing our net debt while maintaining a strong financial position. As of 31st March 2025, our Net Debt-to-Equity ratio stood at a healthy 0.72x, a key benchmark in our industry that underscores the Company's financial resilience and stability.

Over the past year, we have also achieved significant milestones in order acquisition, surpassing ₹4,525 million across different project segments – the highest in the company's history.

Strengthening our core

At K2IL, our enduring strengths are closely aligned with our strategic priorities, ensuring we remain relevant and ready for the future. As an emerging EPC player, our diversified project execution capabilities and well-balanced order book, provide us a strong and resilient foundation for sustainable, long-term growth.

Over the past year, K2IL has charted a remarkable trajectory of progress, supported by disciplined execution, strategic foresight, and an unyielding commitment to engineering excellence.

During the year, we took decisive steps to strengthen our growth journey. We entered direct bidding in the Transmission and Railway segments, while also forging joint ventures in roads and other large EPC projects to expand our footprint in high-value opportunities. At the same time, we continued to invest in the future, adopting AI- and IoT-driven real-time project monitoring systems to enhance efficiency, precision, and execution control. To further build our readiness for larger and more complex assignments, we earmarked a capital expenditure (gross block) of ₹16.62 crore for advanced machinery upgrades, reinforcing both our operational strength and long-term competitiveness.

Sustainability at the Core

Sustainability is at the core of our business strategy. We are committed to delivering project that help build nation's infrastructure while minimizing our environmental impact. Our focus on sustainable growth ensures that our business practices align with Environmental, Social and Governance ('ESG') principles, thereby driving value for all stakeholders.

Growing with our people

At K2IL, our progress is driven by the dedication and expertise of our teams across manufacturing, research, administration, and customer service. We focus on skill development, innovation, and safety, investing in employee growth and wellbeing as a foundation for sustained success.

Gratitude and commitment

Our efforts to diversify operations, enhance capabilities, and nurture a culture of responsibility give us confidence in sustaining steady growth in the years ahead. With a positive industry outlook, we are well-positioned to leverage emerging opportunities across our core segments.

On behalf of the Board, I sincerely thank our employees for their dedication and hard work, which continue to drive the Company forward. I also extend my appreciation to our customers, suppliers, and partners for their trust and collaboration. Above all, I am grateful to our shareholders for their unwavering confidence and support. K2IL remains committed to conducting business with integrity, transparency, and a focus on creating sustainable value.

Together, we will continue to strengthen our foundation and pursue our long-term vision with purpose and resilience.

Thanks

Mr. Pankaj Sharma
Managing Director

Corporate snapshot

K2 Infragen Limited is among the emerging players providing comprehensive end-to-end solutions in the engineering, procurement and construction (EPC) and turnkey construction services.

We are a fully integrated Engineering, Procurement, and Construction (EPC) company, bringing extensive experience in delivering projects across a diverse geographical footprint, including Uttar Pradesh, Rajasthan, Madhya Pradesh, Karnataka, Haryana, Gujarat, Punjab, Delhi and Odisha.

Over the years, our work has not only strengthened regional infrastructure but also built enduring relationships grounded in trust, quality, and reliability.

We have built strong capabilities to serve a diverse spectrum of industries, which includes water, railways, road, civil and transmission and distribution delivering solutions that meet their unique and evolving needs.

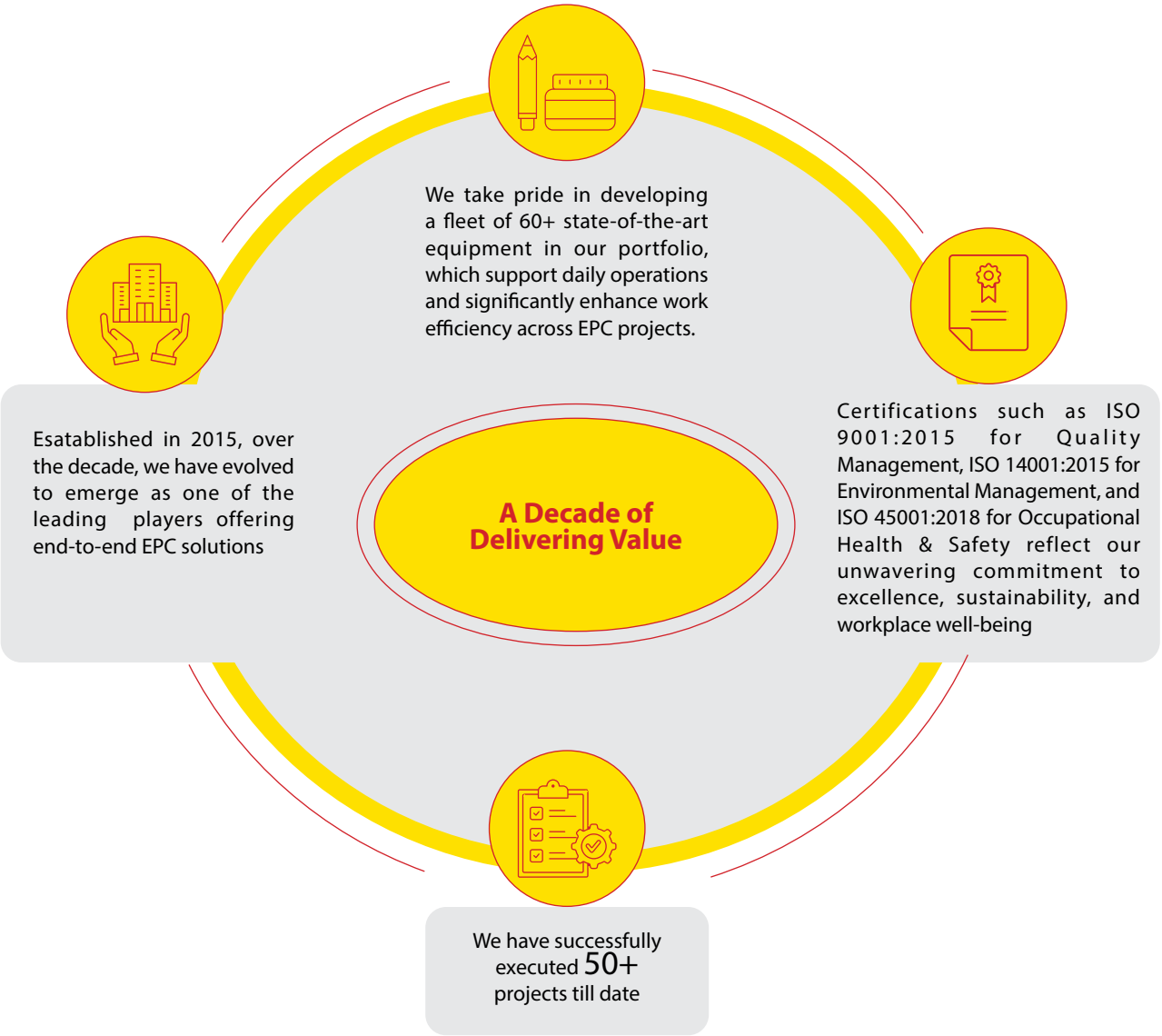

Our legacy

As the founder and promoter of K2 Infragen Limited (K2IL), Mr. Pankaj Sharma brings with him over two decades of rich, diverse, and invaluable experience. Guided by his vision and leadership, K2IL has emerged as a prominent force in India's EPC construction sector, steadily moving up the value chain and have successfully expanded its horizons, diversifying its portfolio across EPC services and the trading business.

Our Vision

To enhance existing service deliverables and influence future growth & development with beneficial partnerships.

Our Mission

To be a professionally managed service company by fulfilling its Economic, Environment and Social responsibilities.

In-house integrated model

We have developed a fully integrated, in-house EPC model designed to meet the unique demands of our construction business. Bringing together a skilled design team, a strategic procurement unit, experienced construction supervisors, and specialists in subcontract and work order management, we ensure seamless coordination at every stage. Complementing these capabilities, our fleet of state-of-the-art construction equipment and transport vehicles enables the swift and efficient movement of raw materials. This end-to-end approach empowers us to manage projects with precision, maintain tight control over timelines and quality, and effectively mitigate risks from inception to completion.

Our subsidiaries play a vital role in shaping K2 Infragen Limited's journey of growth and sustainability. K2 Recyclers Private Limited is dedicated to promoting a greener future through responsible recycling initiatives, while K2 Nextgen Solutions Private Limited (formerly K2 Cloud Private Limited) is driving innovation with technology-led, future-ready solutions. Together, they not only complement our core business but also strengthen our vision of building a sustainable and progressive tomorrow.

Our Values

- Customer delight
- Integrity
- Profitable growth
- Fun
- Knowledge & innovation

Our strengths

- Experienced Promoters backed by the strong management team
- Focused EPC player
- Strong order book
- Established track record of timely execution

Corporate snapshot

Our **footprint**

Headquartered in Gurugram, Haryana, the Company enjoys strong brand equity in the domestic markets.

Contributed by project presence in 9 states, namely Uttar Pradesh, Rajasthan, Madhya Pradesh, Karnataka, Haryana, Gujarat, Punjab, Delhi and Odisha.

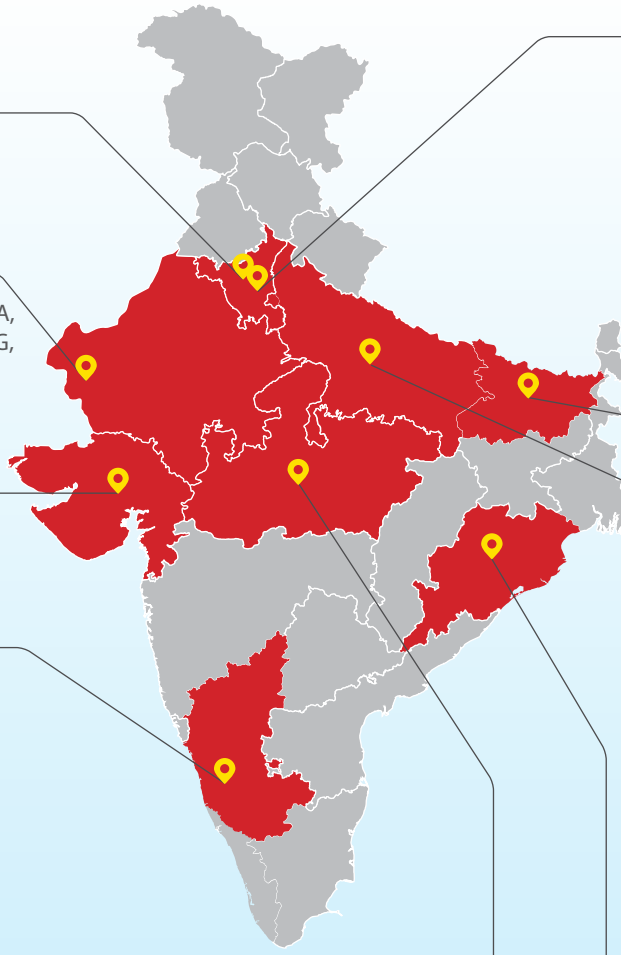

Delhi & NCR
L&T, SPCL

Haryana
L&T, ISGEC, HGIEL, NWR,

Rajasthan
L&T, GAWAR, HGIEL, TATA, PWD, ESSEL, LANCO, SPG, NWR

Bihar
L&T, SPCL

Gujrat
ADANI, NHAI

Karnataka
DBL

Uttar Pradesh
VTL, L&T, KEC, GMR, DBL, NHAI

Odisha
VTL, Jindal Stainless

Madhya Pradesh
TATA, GR INFRA, HCL

TATA PROJECTS LTD.
GR INFRA PROJECTS LIMITED
PUBLIC WORKS DEPARTMENT
HINDUSTAN COPPER LTD.
VINDHYA TELELINKS LTD.
LARSEN & TOUBRO LTD.
KEC INTERNATIONAL LTD.
GMR INFRASTRUCTURED LIMITED
JINDAL STAINLESS LIMITED
DILIP BUILDCON LIMITED
NATIONAL HIGHWAYS AUTHORITY OF INDIA
ADANI GREEN ENERGY SIX LIMITED
GAWAR CONSTRUCTION LTD
SHAPOORJI PALLONJI AND COMPANY PRIVATE LIMITED
HG INFRA ENGINEERING LIMITED

Our **marquee clients**

09

Our **offerings basket**

At K2 Infragen Limited, we deliver a diverse portfolio of infrastructure solutions designed to power progress, connect communities, and build a sustainable future.

Power transmission & distribution (T&D): We ensure reliable electricity delivery through end-to-end solutions, from high-voltage transmission lines, substations, and transformers to distribution lines, metering systems, and voltage optimization, supporting both urban and rural needs.

Railway projects: Our expertise spans Overhead Equipment (OHE), advanced Signaling & Telecommunication systems, and the construction of modern tracks and bridges. We provide turnkey solutions that enhance rail network safety, efficiency, and capacity for both passenger and freight transport.

Civil infrastructure: From residential, commercial, and industrial buildings to highways, local roads, and overbridges, we bring engineering precision and sustainable practices to every project, ensuring functionality, safety, and compliance.

Water infrastructure: Through flagship projects under the Jal Jeevan Mission (JJM) and the AMRUT Scheme, we are improving access to potable water, sewerage systems, and sustainable urban amenities—raising living standards in both rural and urban communities.

Renewable energy: Our Solar EPC expertise enables the design, engineering, procurement, and construction of large-scale solar power projects. We deliver innovative, clean-energy solutions that reduce environmental impact while ensuring long-term operational efficiency.

Together, these offerings reflect our commitment to delivering integrated infrastructure solutions that drive economic growth, social progress, and environmental sustainability.

Our **Accreditations**

Environment Management system

Quality Management System

OHMS Certificate

Creating **sustainable value.**

Through integrated excellence.

Segment-wise revenue break-up

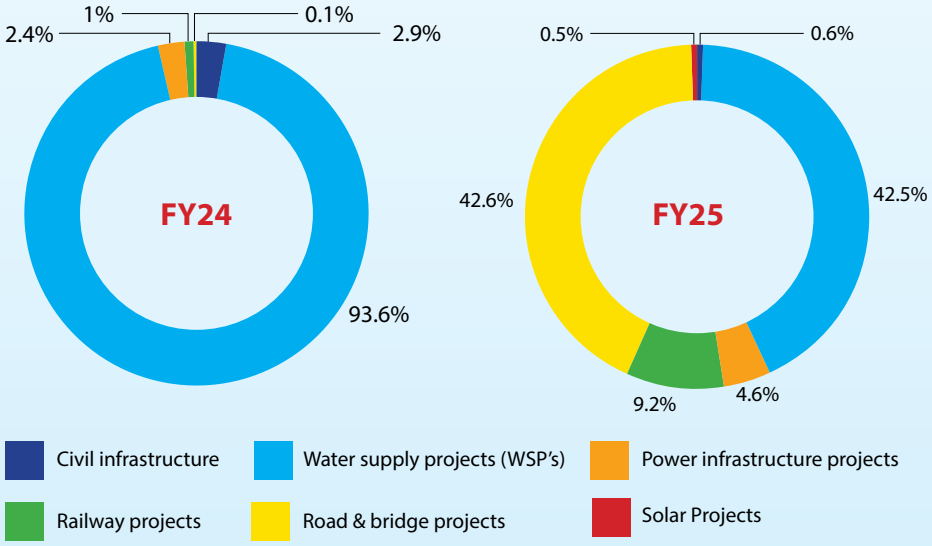

Total revenue

(₹ in million)

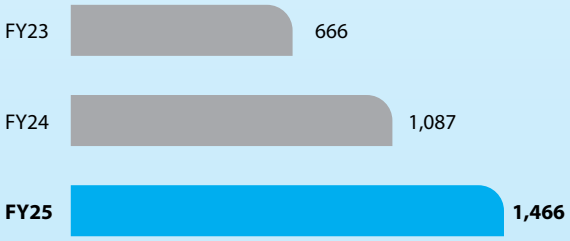

EBIDTA

(₹ in million)

PAT

(₹ in million)

Net Worth

(₹ in million)

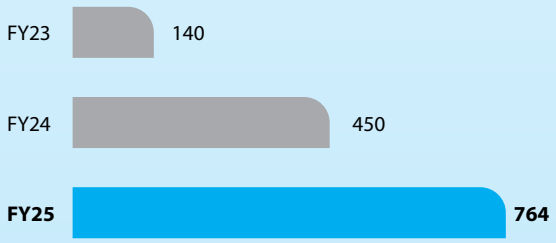

Debt to Equity

(X)

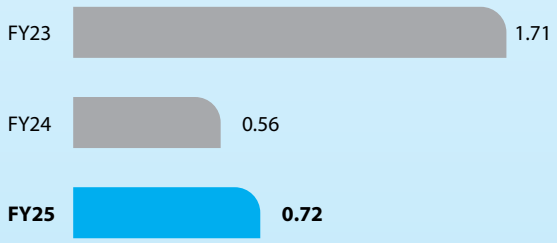

Return on Capital Employed

(In %)

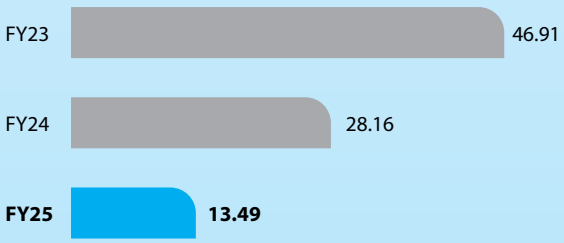

Our investment **value proposition**

Our diversified project portfolio, commitment to innovation, financial strength and value-enhancement mindset make K2IL a compelling investment opportunity. Our Company's resilience and adaptability in a dynamic market environment position us well for sustained growth and value creation.

Diversified and strong business profile

At K2IL, we serve the requirements of a wide range of end-user industries. Over the years, we have built strong project execution capabilities with the ability to manage complex projects and provide end-to-end solutions. Our comprehensive service offerings include providing turnkey solutions for various infra projects, right from design and engineering to project management, and commissioning.

Presence across different industries

Water supply infrastructure
From precise planning and design to smooth construction, installation, and final commissioning, we deliver end-to-end excellence.

Roads & bridges
We deliver road and bridge construction, along with broader infrastructure projects, to enhance connectivity and support growth.

Power infrastructure projects
Engaged in the construction and operation of power systems and plants, including transmission and distribution projects and overhead electrification works.

Railways
We specialise in track construction and infrastructure development, offering modern passenger facilities to enhance travel comfort, along with advanced signaling and telecommunication systems that ensure safe, reliable, and efficient operations.

Civil work projects & building construction
We deliver quality end-to-end civil construction services, from comprehensive projects to public utility infrastructure that enhances community living.

Clean Energy - Solar (EPC & IPP)
We specialise in designing customised solar power systems and ensuring their seamless execution by sourcing and delivering high-quality materials and essential equipment needed for efficient, reliable performance.

Protecting business and building resilience

K2IL has consistently shown remarkable resilience, navigating market ups and downs with confidence and foresight. By strategically diversifying presence across sectors and geographies, we've built the ability to respond swiftly to shifting market dynamics. This strategic breadth not only cushions against uncertainty but also lays a strong foundation for sustained growth and long-term stability in the ever-evolving industry space.

42.52%

CAGR growth in revenue over the last 5 years

At K2IL, we plan to expand into solar, wind, transmission, railway, and large EPC projects, adopt AI and IoT for real-time monitoring, and invest ₹7.78 crores in advanced machinery upgrades.

Financial strength and stability

K2IL maintains a robust financial position with an optimal capital structure. We balance debt and equity to support growth initiatives while managing financial risks. Our Company's debt-to-equity ratio indicates prudent financial management.

K2IL's well-balanced capital structure and strengthened debt-to-equity ratio reflect our prudent financial management and strong foundation for sustained future growth. These improvements not only underscore our fiscal responsibility but also reaffirm our readiness to seize new opportunities with confidence.

Advancing with Purpose

Propelled by our sustainable **growth strategies**

Focus on growth:

Our strengthening foothold in high-potential and fast-evolving infrastructure segments reflects our growth strategy that blends robust organic growth opportunities with carefully planned, disciplined strategic investments.

Focus on differentiation:

By blending our deep project management expertise with a holistic, forward-looking approach, we have built a distinctive edge, one that enables us to spot emerging opportunities early, act decisively, and transform them into meaningful, sustainable growth.

Focus on being relevant:

Our business model is built on fostering deep, long-term partnerships with our clients, rooted in a genuine understanding of their needs and a commitment to delivering the right solutions. This enduring approach forms the cornerstone of our value proposition, ensuring we remain a trusted and strategically relevant partner in their success.

Focus on technology:

Once seen as a sector with limited technological reliance, we have redefined our approach by actively strengthening our technical capabilities. This transformation stems from our conviction that technology is not merely a tool for staying competitive, it is a catalyst for innovation, efficiency, and excellence. By embracing advanced solutions, we aim to set new benchmarks, inspire change, and deliver outcomes that go beyond expectations.

Our key ongoing projects

We are currently executing nine active projects spanning diverse sectors, including road infrastructure, power transmission, railway works, and civil building construction.

Key Projects include:

- Highway Project in Gujarat (₹1,421 million project value).
- Highway Project in Uttar Pradesh (₹483 million project value).
- Augmentation of 132 KV Power Transmission Substation in Madhya Pradesh (₹346 million project value).
- Implementation of Rural Water Supply Projects in Sultanpur District, Uttar Pradesh (₹970 million project value).
- Construction of R.O.B. at L.C.No.242, in Rly. Km.No.830/25-27 on Itarsi Jabalpur Section on Narmadapuram- Jabalpur Rd. SH 22. (₹236 million project value).
- Implementation of Rural Water Supply Projects in Dostpur District, Uttar Pradesh (₹750 million project value).
- Design, supply, erection, testing and commissioning of (2x25 KV) AC Highrise OHE & associated modification works (₹283 million project value).

ACE
Castrol

Advancing with Purpose

Caring for our **Communities**

At K2IL, we firmly believe that our responsibility goes beyond serving our business and internal stakeholders, it extends to the communities that form the foundation of our growth and existence. Guided by the vision of our promoters, we have always embraced the principle of creating a meaningful impact in the regions where we operate. For us, the idea of "doing as much good as possible" is not just a guiding sentiment but a core value that shapes every step of our CSR journey.

At the heart of our approach lies a deep commitment to inclusive and sustainable development. We are dedicated to enhancing the quality of life for communities around our project sites, ensuring that our progress also uplifts those who live closest to us. Over the years, we have built a strong foundation of corporate citizenship by driving initiatives in healthcare, education, and environmental sustainability (with a focus on water conservation). These efforts, supported through collaborations with NGO partners and local organisations, have enabled us to make a tangible difference at the grassroots level.

Our CSR strategy continues to prioritise women, children, and vulnerable groups, ensuring that those most in need receive focused support. Every initiative is co-created with local stakeholders to remain relevant, impactful, and aligned with real community needs. A dedicated CSR committee, comprising senior leaders and professionals, ensures that all programmes are executed under a robust policy framework while staying true to K2IL's core values and long-term vision.

During FY25, K2IL contributed ₹11.30 lakh towards its CSR initiatives through the Akashiganga Foundation. The contribution was directed towards projects in the areas of environmental sustainability, child education, community health, women empowerment, tribal welfare, food distribution, skill development, and rural development. Key projects supported during the year included "Plantation and Prevention of Environmental Pollution" and "Skill Development of Deprived Communities" in the Delhi-NCR region. These initiatives reflect the Company's continued focus on fostering sustainable development and improving the quality of life in communities across India.

K2IL continued to strengthen its social responsibility by contributing ₹10 lakh towards children's education through Jan Jagrati Sevarath Sansthan. This initiative reflects our commitment to nurturing young minds, empowering underprivileged children with access to education, and creating opportunities for a brighter and more equitable future.

Our visionary leadership

Board of Directors

Mr. Pankaj Sharma

Promoter and Managing Director

Mr. Pankaj Sharma, is the Promoter and Managing Director of the Company. He holds a Bachelor's degree in Electronics Engineering from Nagpur University and a Post Graduate Diploma in Business Management from the School of Management Sciences, Varanasi.

With over 20 years of experience in the Power, Construction, and Infrastructure sectors, he has worked with leading companies like Aster Infrastructure Services, ICOMM Tele, Wireless-TT Info Services, and XCEL Telecom. At K2IL, Mr. Sharma brings his dynamic leadership and relationship management skills to guide the management team, focusing on finance, human resources, project oversight, and strategic business development.

Mr. Naresh Kumar

Executive Director

Mr. Naresh Kumar, a seasoned Civil Engineer with over 26 years in the infrastructure sector, brings extensive expertise in project planning, execution, and coordination. Known for his proficiency in optimizing manpower, streamlining vendor relationships, and ensuring seamless logistics, he has played pivotal roles in leading organizations such as HG Infra Engineering, GVR Infra, Varaha Infra, and Brahmaputra Infratech. Over the course of his career, he has successfully spearheaded several landmark infrastructure projects, including the construction of National Highways 11, 89, and 95, earning a reputation for delivering excellence on time and with precision.

Ms. Priya Sharma

Promoter and Executive Director

Ms. Priya Sharma, 41, serves as the Promoter and Executive Director of the Company. She began her association with the organisation as a Non-Executive Director in October 2016 and transitioned to the role of Executive Director in September 2017. An alumna of IGNOU, New Delhi, with a Bachelor's degree in Science, she also holds an MBA from Uttar Pradesh Technical University. Before joining the Company, she built her professional foundation as a Sales Executive at Hindustan Times, where she headed the education department, gaining valuable experience in leadership and business development.

Mr. Rajesh Tiwari

Promoter and Non-Executive Director

Mr. Rajesh Tiwari has over 25 years of experience in finance and business leadership, including 17 years at the helm of M/s Harsh Metal, Delhi. A founding member of K2 Infra, he oversees Human Resource and Administrative functions, which are critical to strengthening the company's organisational foundation and brand. Known for his strategic acumen, professional integrity, and openness to innovation, Mr. Tiwari continues to play a key role in guiding K2 Infra's growth journey.

Mr. Neeraj Kumar Bansal

Non-Executive Director

Mr. Neeraj Kumar Bansal is a B. Tech graduate in Mechanical Engineering from the prestigious IIT Kanpur. With an illustrious career spanning over 28 years in the power construction and infrastructure sector, he brings a wealth of expertise and leadership. Over the years, he has held key roles at renowned organisations including G R Infraprojects, Era Infra, Shekhawati Transmission, and TPG Constructions, where he has successfully led business strategy, project development and execution, cost estimation, tendering, and operational management.

Mr. Ajai Kumar Singh Chauhan

Independent Director

Mr. Ajai Kumar Singh Chauhan, has been an Independent Director of the Company since October 10, 2023, and is currently serves as President & Head of Contracts Management at GR Infraprojects Ltd. A civil engineering graduate with over 38 years of rich experience in highways, bridges, and project management, he has held prominent leadership positions at Pink City Expressway and RITES. His expertise is further complemented by active membership in several key industry bodies, reflecting his deep engagement with the sector's growth and advancement.

Mr. Sagar Bhatia

Independent Director

Mr. Sagar Bhatia, is an Independent Director at the company, having joined on November 7, 2023. He holds an LLB from Swami Vivekanand Law College and is a member of The Institute of Company Secretaries of India. With over 16 years in Corporate Governance, he previously served as Senior Manager Corporate Legal at Midland Credit Management India Pvt Ltd and Company Secretary at Standard Electricals Limited, bringing extensive experience in secretarial and compliance matters.

Ms. Shipra Sharma

Independent Director

Ms. Shipra Sharma, an Independent Director, joined the Company on October 10, 2023. She holds an MBA from Barkatullah University and a Human Resource Management Diploma from Narsee Monjee Institute. With over 13 years in HR, her career includes roles as Executive HR at Unitech Limited and Talent Acquisition Consultant at Krayman Consultants LLP. She has expertise in staffing, employee retention, salary alignment, grievance handling, and counseling, contributing significantly to the board with her strategic HR management skills.

Key Management Personnel and **Senior Management**

Priyanka Pareek

Chief Financial Officer

Ms. Priyanka Pareek assumed the role of CFO at K2 Infragen in September 2023, bringing with her over a decade of rich experience in audit and finance. A qualified Chartered Accountant, she has honed her skills with reputed firms such as Deloitte, Mazars, ASA & Associates. At K2 Infragen, she spearheads critical functions including tax compliance, accounting, budgeting, cost analysis, bank liaison, fund planning, MIS reporting, and statutory audits. With her deep industry insight and strategic acumen, she plays a pivotal role in strengthening the company's financial framework and driving sustainable growth.

Jyoti Pulyani

Company Secretary

Ms. Jyoti Pulyani, joined the Company as its Company Secretary and Compliance Officer on April 30, 2025. A qualified Company Secretary from ICSI (June 2018) and a BBA graduate from Nagpur University (2011), she brings five years of rich experience spanning advanced technology and multi-domain manufacturing sectors. In her role, she oversees statutory compliance under the Companies Act and keeps the Board informed, ensuring the highest standards of corporate governance.

Vineet Sharma

Head of Business Strategy & Corporate Affairs

Mr. Vineet Sharma, a Science graduate with a Master's in Marketing and International Business, brings over 15 years of rich and diverse experience spanning business development, corporate strategy, and P&L management. His career journey covers multiple high-impact sectors, including telecom, infrastructure, defense, aerospace, and smart cities. Over the years, he has contributed to renowned organisations such as Aircel, Tata Teleservices, L&T-backed Ardom Telecom, and Velmenni, where he played a pivotal role in scaling startups and executing complex wireless communication projects across the US, Europe, and Asia. Today, he spearheads strategy and corporate affairs, leveraging his expertise to drive sustainable growth and long-term value creation.

Pushpendra Singh

Vice-President (VP) Projects

Mr. Pushpendra Singh is an accomplished project management professional with over 15 years of rich, hands-on experience in executing large-scale projects across telecom, roads, and building infrastructure. His expertise spans operations, project execution, and database management, honed through impactful roles at reputed organizations such as ZTE, GTL, Tata, and ARDOM. Known for his self-motivation and result-oriented approach, Pushpendra has successfully navigated diverse geographies and collaborated with a wide spectrum of customers, earning a wealth of knowledge and deep industry insight along the way.

Corporate Information

Board of Directors

Mr. Pankaj Sharma
Managing Director

Ms. Priya Sharma
Executive Director

Mr. Naresh Kumar
Executive Director

Mr. Rajesh Tiwari
Non-Executive Director

Mr. Neeraj Kumar Bansal
Non-Executive Director

Mr. Ajai Kumar Singh Chauhan
Independent Director

Ms. Shipra Sharma
Independent Director

Mr. Sagar Bhatia
Independent Director

Chief Financial Officer (CFO)

Ms. Priyanka Pareek

Company Secretary & Compliance Officer

Ms. Jyoti Pulyani

mazars

Statutory Auditor

S.N. Dhawan & Co. LLP, Chartered Accountant
2nd Floor, 51-52, Sector 18, Udyog Vihar, Phase IV,
Gurugram, Haryana-122016

SMD & Co
Company Secretaries

Secretarial Auditor

SMD & Co., Company Secretaries
Unit-1 C1-2767 LGF, Sushant Lok,
Near Golf Course Road, Gurgaon-122003

ASA & ASSOCIATES LLP
CHARTERED ACCOUNTANTS

Internal Auditor

ASA & Associates LLP, Chartered Accountants
Aurobindo Tower 81/1 Third Floor,
Adchini, Aurobindo Marg, New
Delhi-110017

MM & Associates
Cost Accountants

Cost Auditor

MM & Associates, Cost Accountants
10D, Sector-7, Pocket-1, Dwarka,
New Delhi-110075
Email-office@mmcma.com

Corporate Identity Number (CIN)

L74110HR2015PLC076796

Registered Office

Unit No. 7, 5th Floor, Tower 2,
Capital Business Park,
Sector-48, Sadar Bazar,
Gurugram, Haryana, India, 122001

Mail & Website

cs@k2infra.com
www.k2infra.com

KFINTECH
EXPERIENCE TRANSFORMATION

Registrar and Share Transfer Agent (RTA)

Kfin Technologies Limited(company logo to insert)
Selenium Tower-B, Plot 31 & 32, Gachibowli,
Financial District, Nanakramguda,
Serilingampally, Hyderabad – 500 032, Telangana
Telephone: +91 40 6716 2222;
Toll Free No: 1800 309 4001
Email ID: einward.ris@kfintech.com
Website: www.kfintech.com

Management Discussion and Analysis

Global economic growth

The global economy started 2024 with the confidence that inflation was largely beaten and that major economies would likely avoid recession. But as the year drew to a close, a nagging worry crept in: inflation proved to be much stickier than we'd hoped. While the US economy powered ahead, many other developed nations struggled to keep pace. On top of that, many countries saw their currencies lose value, a situation that could become especially tricky for developing economies.

Stepping in 2025, the global economic activity is expected to maintain modest momentum in 2025 owing to the likely shift in policy following numerous elections around the world. New policies could lead to new trajectories for inflation, borrowing costs, and currency values, as well as trade flows, capital flows, and costs of production. According to the IMF, the global economy is expected to grow at 3.3% both in 2025 and 2026, primarily on account of an upward revision in the United States offsetting downward revisions in other major economies. Global headline inflation is expected to decline to 4.2% in 2025 and to 3.5% in 2026, converging back to target earlier in advanced economies than in emerging market and developing economies.

Global economy growth projections

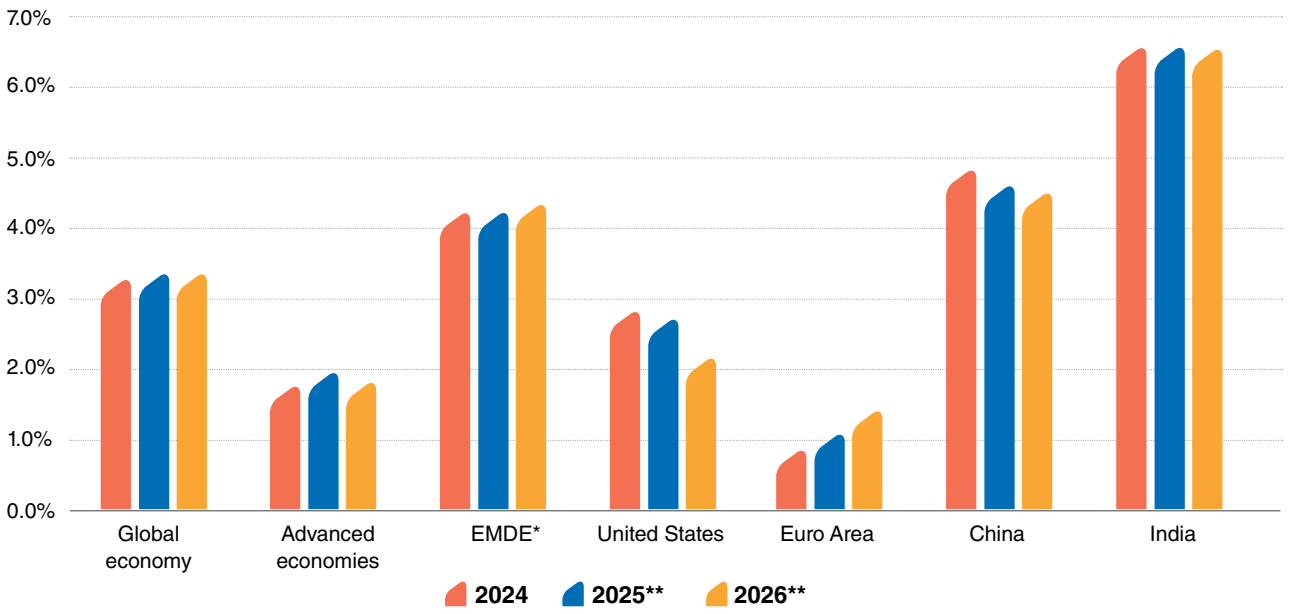

(Source: https://www.imf.org/en/Publications/WEO/Issues/2025/01/17/world-economic-outlook-update-january-2025)
[*Emerging Market and Developing Economies] [**Projected]

Global inflation is projected to ease from 4.5% in 2024 to 3.5% in 2025, though still above pre-pandemic levels. Advanced economies are expected to manage inflation more effectively than emerging markets, but factors like wage pressures, protectionism, and geopolitical tensions could create uneven outcomes.

The U.S. economy remains strong, with 2025 growth revised upward to 2.7% due to resilient consumer demand, a robust job market, and favorable financial conditions. Growth is expected to moderate by 2026. In contrast, the euro area faces slower recovery, with 2025 growth revised down to 1.0% amid geopolitical tensions and weak manufacturing, though it may rise to 1.4% by 2026 as conditions improve.

Emerging markets are expected to maintain stable growth. China's 2025 outlook is slightly upgraded to 4.6% due to fiscal support, while India is set to grow steadily at 6.5% through 2025 and 2026, in line with long-term trends.

Regional prospects vary: the Middle East and Central Asia face tempered growth due to oil production cuts, Latin America will see modest improvement, sub-Saharan Africa is set for stronger growth, and emerging Europe may experience a slowdown.

Outlook

According to the IMF, factoring in recent market trends and the impact of rising trade policy uncertainty, the uncertainty surrounding the global economy is expected to persist throughout 2025. However, potential policy changes are still being discussed.

In 2025, energy commodity prices are expected to decline by 2.6%, largely due to weaker oil demand from China and increased supply from non-OPEC+ countries (which includes Russia), though rising gas prices – caused by colder weather, supply disruptions, and ongoing conflicts in the Middle East – partly offset the decline. Meanwhile, non-fuel commodity prices are projected to rise by 2.5%, mainly driven by higher food and beverage costs due to adverse weather affecting major producers. On the monetary front, major central banks are expected to continue lowering interest rates, though at different speeds, depending on their respective economic growth and inflation outlooks. Fiscal policies in advanced economies, including the U.S., are expected to tighten in 2025–26, with a lesser degree of tightening in emerging and developing markets.

Indian economy overview

Even in FY25, the Indian economy continued to emerge as of the fastest growing economies in the world, but at a sluggish pace compared to the previous years. Slower growth in the first half of the fiscal (6%) led the RBI to bring down the annual projection to 6.6% (down from an earlier projection of 7%). However, according to the first advance estimates, India's real GDP is expected to grow at 6.4% in FY25.

Some of the key factors which helped drive the growth of the Indian economy include, rural consumption has remained robust, supported by strong agricultural performance, while the services sector continues to be a key driver of growth. Manufacturing exports, particularly in high-value-added components (such as electronics, semiconductors, and pharmaceuticals), have displayed strength, underscoring India's growing role in global value chains.

Indian GDP growth

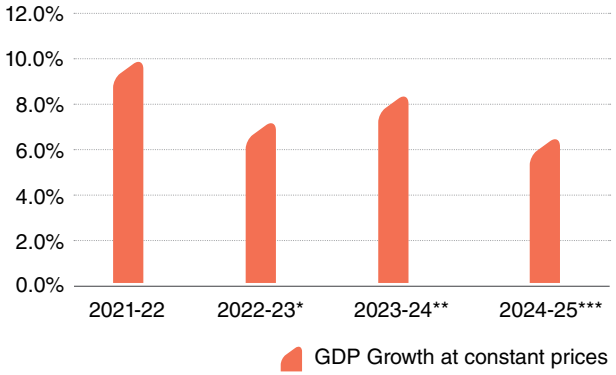

(Source: https://pib.gov.in/PressReleasePage.aspx?PRID=2097921)
[*1st Revised Estimate | **2nd Provisional Estimates | ***
1st Advance Estimates]

India's current account deficit (CAD) stood at $11.5 billion (1.1% of GDP) in Q3 FY25, unchanged as a percentage of GDP but down from $16.7 billion in Q2. A surplus of $4–6 billion is expected in Q4, supported by stronger exports and services. For FY25, CAD is projected at around 0.8% of GDP. Foreign exchange reserves reached a five-month high of $676.3 billion as of April 4, 2025, making India the fourth-largest holder globally. This growth highlights the country's economic resilience and provides a strong buffer against global volatility.

India's real GVA is projected to grow by 6.4% in FY25, driven by agriculture (3.8%), industry (6.2%), and services (7.2%). However, manufacturing exports remain under pressure due to weak global demand and protectionist trade policies.

The IMF revised India's GDP growth forecast for FY25 to 6.5% (down 0.5 pp), citing a sharp 12.3% contraction in government capex, which has slowed investment growth. Still, net exports are expected to contribute positively due to lower crude prices. Net direct tax collections grew 13.57% to ₹22.26 lakh crore in FY25, surpassing budget estimates and maintaining strong tax buoyancy at 1.57, reflecting sustained economic momentum.

Indian MSME sector

The Micro, Small, and Medium Enterprises (MSME) sector is a critical enabler of India's socio-economic progress. Beyond driving economic growth, it plays a crucial role in shaping the nation's entrepreneurial landscape, particularly in semi-urban and rural regions. Its contributions extend far beyond numbers, fueling innovation, creating jobs, and strengthening local economies. As a key engine of India's GDP and exports, the MSME sector continues to be a catalyst for inclusive and sustainable development.

As a cornerstone of India's industrial ecosystem, the MSME sector drives manufacturing, exports, and employment, shaping the nation's economic fabric. With 5.93 crore registered MSMEs employing over 25 crore people, these enterprises form the backbone of economic activity. In 2023-24, MSME-related products contributed 45.73% of India's total exports, underscoring their pivotal role in establishing the country as a global manufacturing powerhouse. Recognizing this, the latest budgetary provisions focus on fostering innovation, enhancing competitiveness, and improving resource accessibility. By empowering MSMEs with the necessary tools and support, the government aims to expand their reach and amplify their impact on India's economic growth.

Exports from MSMEs have seen substantial growth, rising from ₹3.95 lakh crore in 2020-21 to ₹12.39 lakh crore in 2024-25. The number of exporting MSMEs has also surged, increasing from 52,849 in 2020-21 to 1,73,350 in 2024-25. Their contribution to India's total exports has steadily grown, reaching 43.59% in 2022-23, 45.73% in 2023-24, and 45.79% in 2024-25 (up to May 2024). These trends underscore the sector's increasing integration into global trade and its potential to drive India's position as a manufacturing and export hub.

Growth of MSME Exports
(in ₹ lakh crore)

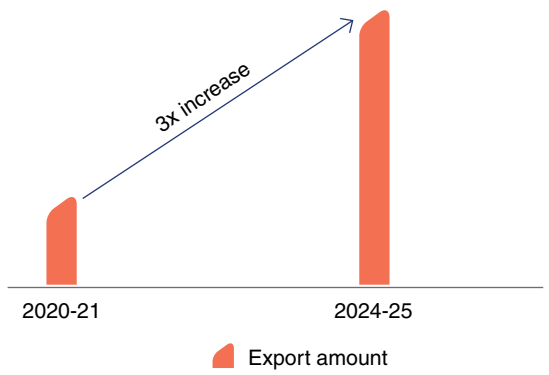

Share of Export of MSME related product in all Indian Export

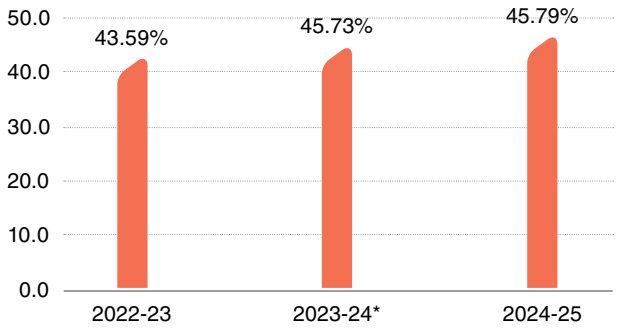

(Source: https://pib.gov.in/PressReleasePage.aspx?PRID=2099687#:~:text=Exports%20from%20MSMEs%20have%20seen,%2C73%2C350%20in%202024%2D25.)

Key Budget takeaways for the Indian MSME Sector

Revised classification criteria: To empower MSMEs with greater growth opportunities, the investment and turnover thresholds for classification have been significantly raised, by 2.5 times and 2 times, respectively. This strategic move aims to enhance operational efficiency, drive technological adoption, and create more employment opportunities, fostering a stronger and more competitive business ecosystem.

Enhanced credit availability: The credit guarantee cover for micro and small enterprises has been increased from ₹5 crore to ₹10 crore, enabling additional credit of ₹1.5 lakh crore over five years. Startups will see their guarantee cover double from ₹10 crore to ₹20 crore, with a reduced fee of 1% for loans in 27 priority sectors. Exporter MSMEs will benefit from term loans up to ₹20 crore with enhanced guarantee cover.

Credit cards facility for micro enterprises: A new customised Credit Card scheme will provide ₹5 lakh in credit to micro enterprises registered on the Udyam portal, with 10 lakh cards set to be issued in the first year.

Support for startups and first-time entrepreneurs: A dedicated ₹10,000 crore Fund of Funds is likely to be launched to strengthen support for startups, fostering innovation and entrepreneurship across the country. Additionally, a new initiative will empower 5 lakh first-time women, Scheduled Caste, and Scheduled Tribe entrepreneurs by offering term loans of up to ₹2 crore over a five-year period. This initiative aims to create greater financial inclusion, encourage self-reliance, and unlock new opportunities for underrepresented entrepreneurs.

Focus on labour-intensive sectors: A Focus Product Scheme for the footwear and leather sector aims to boost innovation, manufacturing, and non-leather production, creating 22 lakh jobs and driving a ₹4 lakh crore turnover. A new toy sector scheme will enhance cluster development and skill-building, positioning India as a global manufacturing hub. Meanwhile, a National Institute of Food Technology in Bihar will accelerate food processing growth, unlocking opportunities in the eastern region.

Manufacturing and clean tech initiatives: A National Manufacturing Mission will provide policy support and roadmaps for small, medium, and large industries under the Make in India initiative. Special emphasis will be given to clean tech manufacturing, fostering domestic production of solar PV cells, EV batteries, wind turbines, and high-voltage transmission equipment.

Export scenario

Despite the prevailing geopolitical tensions, the Indian goods and services exports is expected to cross $800 billion by the end of the current fiscal, signalling a robust economy and continued growth across sectors. This would be higher than the earlier record of $776.68 billion in the overall exports in FY24.

As demand for Indian products in the global market surges across categories, the country's total exports reached about $778 billion in FY 2023-24, compared to $466 billion in FY 2013-14 - a whopping 67% growth. In 2023-24, merchandise exports stood at USD 437.10 billion, while services exports contributed USD 341.11 billion, demonstrating a well-balanced expansion. Key sectors like electronics, pharmaceuticals, engineering goods, iron ore, and textiles played a vital role in this surge. Strengthened by strategic policy measures, enhanced competitiveness, and broader market access, India's export ecosystem is now more resilient and deeply integrated into the global economy.

The momentum has continued into FY 2024-25, with cumulative exports during April-December 2024 estimated at USD 602.64 billion, a 6.03% increase from USD 568.36 billion in the same period of 2023. Strengthened by strategic policy measures, enhanced competitiveness, and broader market access, India's export ecosystem is now more resilient and deeply integrated into the global economy.

India's export growth

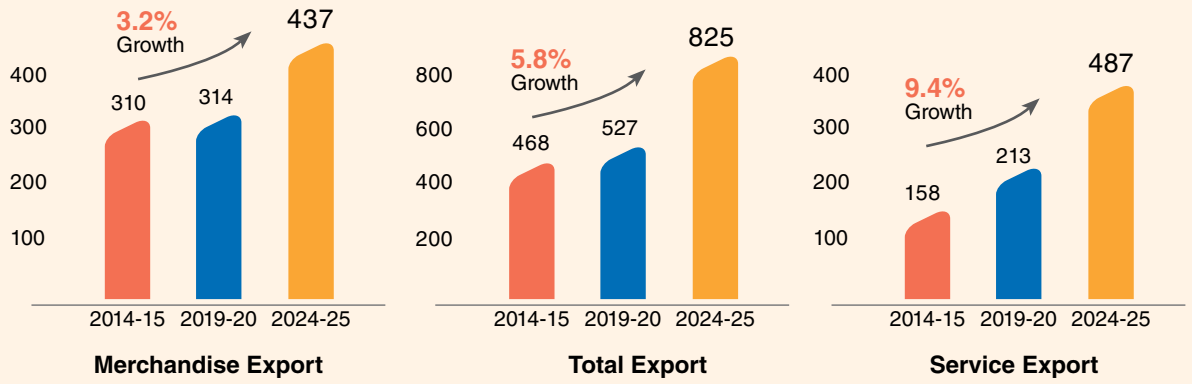

(Source: https://www.pib.gov.in/PressNoteDetails.aspx?NoteId=154660)

India's share in world merchandise exports also improved from 1.66% to 1.81%, with the country advancing in rankings from 20th to 17th position. The feat was achieved as the government implemented several initiatives to sustain and accelerate export growth.

Outlook

Looking ahead, India is expected to maintain its potential real GDP growth of 6.5% YoY from FY26 to FY28, positioning itself as the world's third-largest consumer market by 2026 and the third-largest economy by 2027, trailing only the United States and China. The country's nominal GDP is projected to rise from USD 4 trillion in FY25E to over USD 6 trillion by FY30E.

India's growth momentum is expected to be driven by a resilient manufacturing sector, stable inflation levels, supportive tax policies, and robust urban consumption. Ongoing infrastructure development and structural economic reforms further strengthen the country's capacity to weather global uncertainties. However, key challenges remain, including the need to generate meaningful employment for a growing workforce, navigate a more challenging global trade landscape, and manage the implications of automation on jobs.

[E – Expected]

Indian infrastructure industry

India's infrastructure sector is poised to play a pivotal role in the nation's economic trajectory, contributing around 3% to the GDP. With projected investments of nearly 52,962 billion between FY24 and FY28, the sector is witnessing a transformational shift. Infrastructure has long been a cornerstone of India's growth, and today, it is gaining renewed momentum, thanks to focused government initiatives across transportation, energy, smart cities, water management, social development, and digital infrastructure. In tandem, policy reforms are actively encouraging foreign investment, making India a more attractive destination for global infrastructure players.

Continued investment momentum in Indian key infrastructure sectors

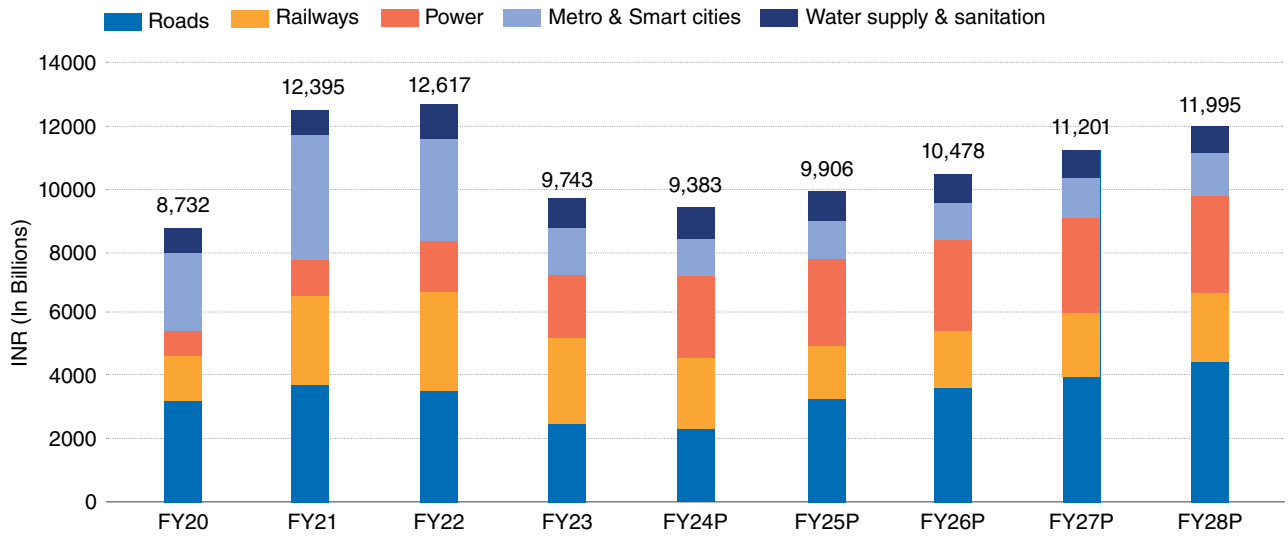

(Source: https://ceigall.com/wp-content/uploads/2025/02/Final-Industry-Research-Report-on-Indian-Infrastructure-Industry_26_07_2024_Final-1.pdf) [P – Projected]

Recognising that infrastructure projects often demand high capital and have extended gestation periods, the government continues to foster a supportive environment that facilitates fundraising and ensures long-term returns. National and state-level agencies, such as the National Highways Authority of India (NHAI), along with domestic and international private sector entities, are working together to push forward this ambitious agenda.

As India's population grows, so does the urgent need for modern, resilient infrastructure. Meeting this demand will require substantial and sustained investment, not just to accommodate growth, but to enhance the country's global competitiveness. Encouragingly, this intent is reflected in the data: Gross Fixed Capital Formation (GFCF), a key indicator of fixed asset investments, rose sharply by 9.4% in Q4 FY25, marking its fastest growth in six quarters. Its share of GDP climbed from 31.7% in Q3 to 33.9% in Q4, driven primarily by a significant increase in capital expenditure by both the Centre and state governments. This surge underscores a shared commitment to building the foundation for a stronger, future-ready India.

Key Infrastructure Sectors for Capital Expenditure in Budget 2024-25

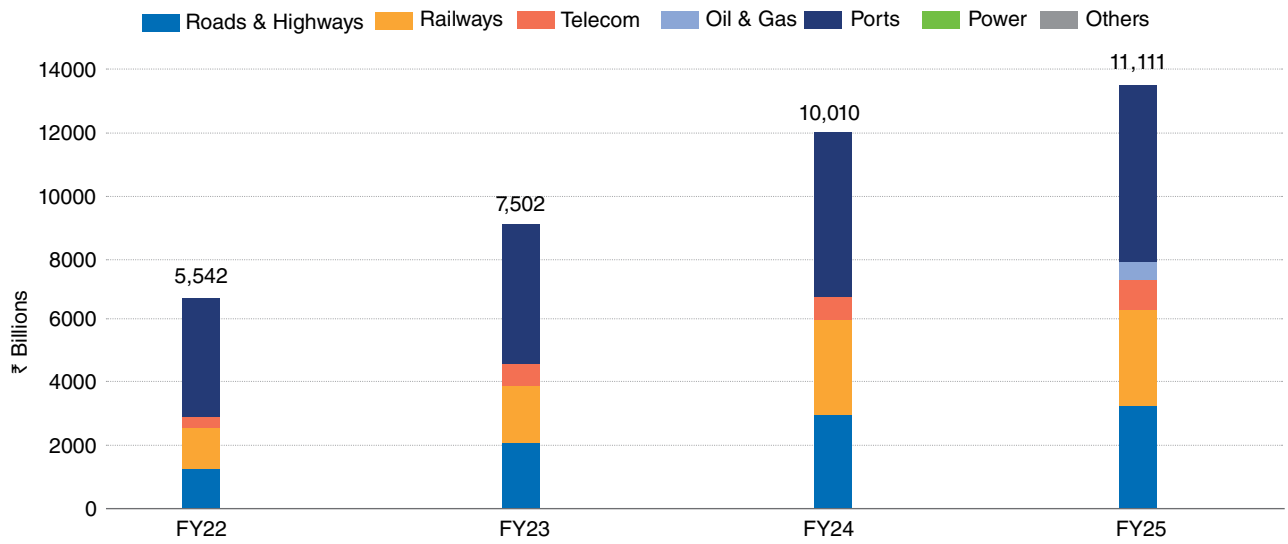

(Source: https://ceigall.com/wp-content/uploads/2025/02/Final-Industry-Research-Report-on-Indian-Infrastructure-Industry_26_07_2024_Final-1.pdf)

A major catalyst for economic growth has been the government's strong push for infrastructure development. In the Union Budget 2024–25, this commitment was reaffirmed with a substantial capital outlay of 11,111 billion dedicated to the sector. Alongside this financial support, the Government of India's ongoing efforts to simplify regulatory processes and enhance ease of doing business are expected to create a more enabling environment, encouraging continued investment and momentum in the infrastructure space.

Sector-wise break-up of capital expenditure of 111 trillion during fiscal FY20- FY25

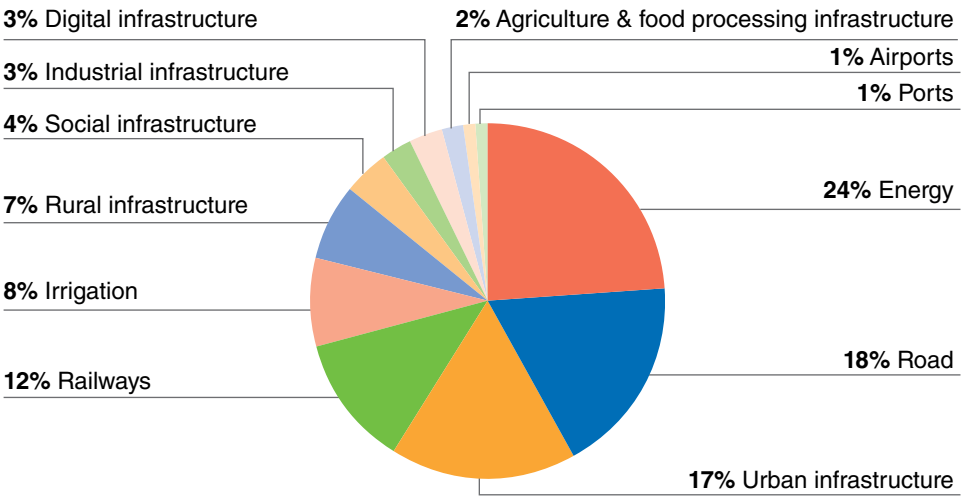

(Source: https://ceigall.com/wp-content/uploads/2025/02/Final-Industry-Research-Report-on-Indian-Infrastructure-Industry_26_07_2024_Final-1.pdf)

Key growth drivers

Policy boost: Several major projects and supportive government policies, like the National Infrastructure Pipeline, PM Gati Shakti Plan, NMP 2.0, and updated PPP guidelines, are expected to speed up infrastructure development and create new opportunities for funding. These steps aim to boost progress across key sectors and support long-term growth.

Urbanisation boost: Rapid urbanisation and population growth are accelerating the demand for robust infrastructure in areas like transport, housing, water, and sanitation. With India's population expected to reach 1.6 billion by 2050 and 416 million more people moving to cities, infrastructure investment will be critical to meeting future urban needs.

Foreign investment boost: Foreign investments are key to infrastructure growth, bringing in capital, technology, and expertise. Easing FDI norms further boosts investor interest and drives continued development.

Focus on renewable energy: Globally, the focus on renewable energy and sustainability is rising, with India emerging as the third-largest host of greenfield projects. This momentum is set to drive infrastructure investments that align with environmental goals and support long-term growth.

Key policies proposed in the Union Budget 2025-26

- Infrastructure related ministries in the Union Government to come up with a 3-year pipeline of projects that can be implemented in PPP mode. States will be encouraged to do the same and can seek support from the IIPDF to prepare PPP proposals
- ₹ 1.5 lakh crore proposed as 50-year interest-free loans to states for capital expenditure and incentives for reforms
- Second Plan for asset monetisation for 2025-30 to be launched to plough back capital of ₹10 lakh crore in new projects
- Jal Jeevan Mission extended till 2028 focusing on quality infrastructure and rural piped water supply schemes
- Urban sector reforms related to governance, municipal services, urban land and planning to be incentivized
- Urban Challenge Fund of ₹1 lakh crore announced to implement the proposals for 'Cities as Growth Hubs', 'Creative Redevelopment of Cities' and 'Water and Sanitation' as announced in the Interim Budget 2024. Allocation of ₹10,000 crore proposed for 2025-26.

Indian construction industry

India's construction industry stands as a cornerstone of the nation's economic progress. With an impressive 8.6% growth in FY25, the sector has crossed the USD 1 trillion milestone, making it the third-largest construction market globally. Contributing around 9% to the GDP and ranking as the second-largest employment generator after agriculture, the sector is poised for continued momentum. FY26 projections indicate over 10% growth, fuelled by strong public infrastructure spending, rising private investments, accelerating urbanisation, housing demand, and industrial development.

The government's focused push on infrastructure, backed by a massive 111 lakh crore allocation under the National Infrastructure Pipeline, is driving activity across energy, logistics, urban development, and railways. India's ambitious goal of achieving 596 GW of non-fossil fuel energy capacity by 2032 has further energised the solar, wind, and transmission segments. Reflecting this commitment, the Union Budget 2025 allocated a capital outlay of ₹11.21 lakh crore, equivalent to 3.1% of GDP, with total construction and infrastructure spending expected to exceed ₹15 lakh crore in FY26.

The sector's robust outlook is reinforced by strong investor confidence, evidenced by over USD 3.2 billion in FDI inflows during the year. On the private sector front, capital expenditure is regaining strength post-deleveraging, with fresh investments across real estate, data centres, cement, steel, consumer goods, and pharma.

At the same time, the industry is evolving to meet the demand for integrated, tech-enabled EPC solutions. Clients now seek partners capable of delivering end-to-end services—from design and engineering to construction, commissioning, and maintenance—under one roof. This shift is driven by the growing complexity of projects and the rising need for timely, cost-efficient execution. Looking ahead, the long-term outlook for India's construction sector remains robust. Structural shifts such as rapid urbanisation, a growing middle class, energy transition, infrastructure modernisation, and digital transformation will continue to propel demand across all segments.

Indian road infrastructure

Over the past decade, India has undergone a remarkable transformation in infrastructure, marked by scale, speed, and strategic intent. Guided by a holistic and integrated approach, the country has made tremendous strides in enhancing physical connectivity and building the foundation for inclusive economic growth.

Today, India boasts the world's second-largest road network, stretching over 6.7 million kilometers. This vast network carries nearly 65% of all goods and serves 90% of passenger traffic, playing a vital role in the country's social and economic fabric. With better linkages between cities, towns, and villages, road transportation has steadily improved, boosting accessibility and regional development.

This progress has been anchored in bold policy reforms and mission-mode initiatives such as PRAGATI, PM GatiShakti, the National Logistics Policy, Bharatmala, Sagarmala, and UDAN. Together, these efforts have streamlined infrastructure planning and execution—enhancing logistics efficiency, reducing costs, and promoting sustainable growth. From record highway expansions and railway electrification to new airports, ropeways in remote areas, and advanced digital infrastructure, India's development journey reflects a clear commitment to building a connected, competitive, and future-ready nation—aligned with the vision of Viksit Bharat by 2047.

India's growing National Highway coverage (in kilometres – KM)

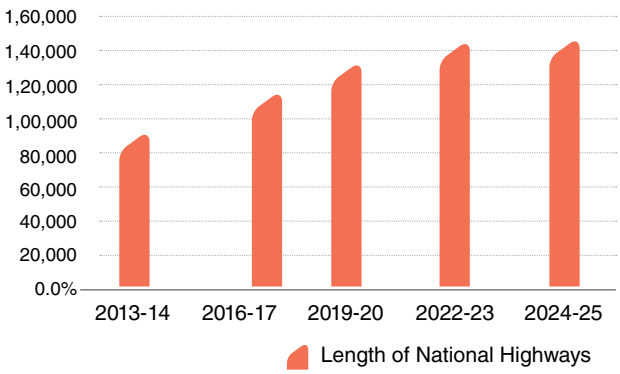

(Source: https://morth.nic.in/sites/default/files/Annual-Report-English-with-Cover.pdf)

Growth in National highway network (in KM)

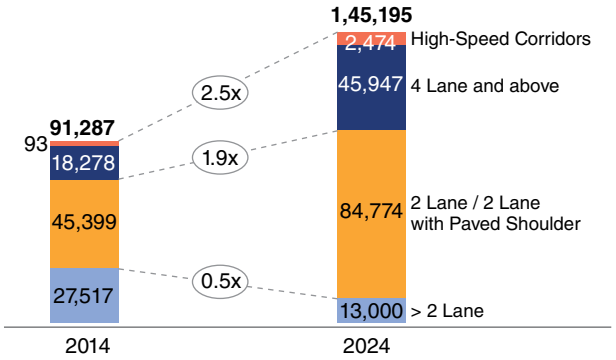

(https://morth.nic.in/sites/default/files/Annual-Report-English-with-Cover.pdf)

Between FY16 and FY24, India's National Highway network grew steadily at a CAGR of 9.3%, with an impressive 12,349 km added in FY24 alone. Reflecting its unwavering commitment to infrastructure development, the National Highways Authority of India (NHAI) allocated a record ₹2.07 lakh crore in FY24, a 20% jump in capital expenditure over the previous year.

The Hybrid Annuity Model (HAM) has emerged as the preferred framework for highway development, with the government covering 40% of project costs upfront. For FY24–25, the Ministry of Road Transport and Highways (MoRTH) has set an ambitious target of ₹35,000 crore in private sector investments - marking a 17% increase from the current fiscal year's target of ₹30,000 crore, with overall spending expected to edge up by 1% in FY25. At the grassroots level, the Pradhan Mantri Gram Sadak Yojana (PMGSY) continues to transform rural mobility, with over 7.65 lakh km of roads already constructed. Its upcoming Phase IV aims to connect 25,000 additional rural habitations with all-weather roads, strengthening last-mile connectivity.

Meanwhile, the Indian road sector is rapidly adopting next-generation technologies—from satellite-based tolling and AI-driven traffic management to self-healing road surfaces—aimed at boosting efficiency, safety, and long-term sustainability.

Government's increased capital outlay on road infrastructure

The capital expenditure by the Ministry of Road Transport and Highways (MoRTH) has seen a remarkable surge over the past decade, rising more than fivefold from approximately ₹53,000 crore in 2013-14 to an all-time high of ₹3.01 lakh crore in 2023-24. For FY2024–25, the capital expenditure target has been ambitiously set at ₹3.3 lakh crore. As of 31st December 2024, ₹2.14 lakh crore has already been deployed. Impressively, out of the total budgeted outlay of ₹2.72 lakh crore for the year, MoRTH has achieved a utilization rate of 82.67%, amounting to ₹2.25 lakh crore, reflecting focused execution and a strong push towards infrastructure development.

Build Operate Transfer (BOT) projects awarded to private players (In Kms)

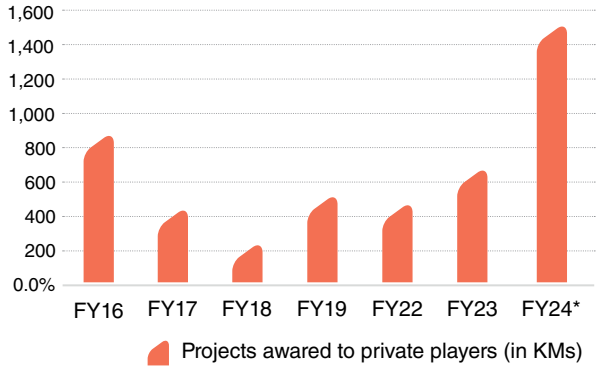

(Source: https://www.brickworkratings.com/Research/Roads_Highways_Sector_May2025.pdf) [*Projected]

Key budget allocation for India's Road & Highway Sector

- In recent years, the Ministry's fund utilization has consistently exceeded 100 percent. For the fiscal year 2023-24, the Ministry spent ₹2,75,986 crore, surpassing the allocated budget of ₹2,70,435 crore
- According to the revised estimates for 2024-25, the expenditure is expected to be 1% higher than the budgeted amount
- For 2025-26, the Ministry is projected to spend Rs 2,87,333 crore, marking a 2% increase over the revised estimates for 2024-25 at INR 2,80,519 crore
- A significant portion of these funds is allocated to the National Highways Authority of India (NHAI) and for expenditure on roads and bridges

India's railway infrastructure

As India accelerates its journey toward infrastructure development and economic progress, Indian Railways stands at the threshold of a major transformation. Driven by consistent high capital investment, technological advancements, and key operational reforms, the Railways is evolving into a faster, more efficient, and passenger-friendly network. Large-scale initiatives like track expansion and station modernisation are not only aimed at boosting train speeds and enhancing commuter comfort but also at strengthening freight capabilities. Alongside these developments, governance reforms are equipping the Railway Board with greater agility and decision-making authority, laying a strong foundation for a more responsive and future-ready national transporter.

Indian Railways (IR) delivered a stronger performance during April–December 2024, supported by growth in both freight and passenger traffic. According to the Economic Survey 2024–25, originating passenger traffic rose by 8%, while freight revenue increased by 5.2% compared to the same period last year. Total revenue reached ₹1.93 trillion, with freight contributing ₹1.26 trillion and passenger services ₹559.88 billion, underscoring the critical contribution of the freight segment to IR's overall earnings. Freight loading also witnessed a modest 2% growth, touching 1,179 million tonnes. On the infrastructure front, the Ministry of Railways achieved a capital expenditure utilisation of 76% (₹1.92 trillion), marking a 2% improvement year-on-year, with ₹817 billion directed towards capacity enhancement.

A key driver of Indian Railways' (IR) growth has been its ambitious push toward capacity expansion, particularly through large-scale track construction and infrastructure upgrades. Over the past five years, there has been a steady rise in both budget allocations and effective fund utilisation for building new lines and maintaining existing ones. This focused effort has more than doubled annual capacity addition, from 2,226 km in 2019–20 to an impressive 5,309 km in 2023–24, driven by extensive multitracking initiatives.

Between April and December 2024 alone, IR laid 3,433 km of tracks, including 1,158 km of new lines, 2,016 km of doubling, and 259 km of gauge conversion, averaging 12.48 km of new tracks per day. Looking ahead, IR has set an ambitious target of laying 5,500 km of tracks in FY25 at an accelerated pace of 15 km per day, alongside the annual replacement of 7,000 km of ageing tracks. As of December 2024, 62% of the annual track-laying target has already been achieved.

This rapid infrastructure development is not just about numbers, it's transforming the travel experience. It has eased congestion, increased average train speeds, and enhanced the overall efficiency of both passenger and freight movement. Today, approximately 23,000 track km across IR's network can support train speeds of up to 130 kmph, while over 54,000 km are capable of handling speeds up to 110 kmph, reflecting the railways' growing readiness for a faster, more reliable future.

Indian Railways (IR) currently runs approximately 18,000 trains daily, including 8,000 dedicated to freight movement. Recognising the potential of freight as a key revenue driver, IR is undertaking a series of focused initiatives to strengthen this segment. While the average speed of freight trains on conventional routes has remained steady at 23.6 kmph since 2019–20, operations on the dedicated freight corridors (DFCs) have significantly improved efficiency, with trains running at 44.6 kmph on the eastern DFC and 51.3 kmph on the western DFC. To support rising freight demand, IR is also investing ₹14,000 crore to develop 200 Gati Shakti Cargo Terminals (GCTs). As of November 2024, 91 terminals had already been commissioned, with 100 more targeted in FY 2024–25. These efforts aim to strengthen IR's position in the logistics market. However, the goal of achieving 3,000 million tonnes (mt) of freight by 2030 remains ambitious, requiring an 11% CAGR over the next five years, twice the current growth rate of 5.4% witnessed between 2017–18 and 2023–24.

Company overview

K2 Infragen Limited (K2IL) is steadily emerging as a dynamic force in India's infrastructure construction landscape. Since its inception in 2015, the Company has grown into a trusted partner for a wide array of projects across the country, operating under two core verticals, contracting and services. With nearly a decade of experience, K2IL has carved a niche in executing complex projects involving water supply systems, roads, highways, bridges, and civil construction and energy sector contributing meaningfully to the nation's development.

Guided by a deep understanding of the industry, we deliver end-to-end solutions that span the entire project lifecycle, from design and procurement to execution, supervision, subcontractor coordination, and post-construction support. Our dedication to quality, safety, and sustainability is validated by our ISO certifications in Environmental Management (14001:2015), Occupational Health & Safety (45001:2018), and Quality Management (9001:2015), accredited by Globus Certifications Private Limited.

Expanding our capabilities further, K2IL now offers turnkey Engineering, Procurement, and Construction (EPC) services with a focus on power and project engineering. Backed by a skilled workforce and robust in-house equipment, we execute high-impact projects across nine Indian states with precision and reliability.

In our service business, we follow an integrated EPC approach that includes project planning, manpower deployment, logistics coordination, and on-ground execution to ensure timely delivery.

At K2IL, our business model thrives on diversification. By participating in varied infrastructure domains such as roads, railways, water infrastructure, and civil works and energy sector we are not just building projects—we are building the backbone of a modern India.

Our Core Strengths

Relentless focus on execution & engineering excellence

At the core of K2IL's operations lies an unyielding commitment to engineering precision and project excellence. We constantly refine our processes, technologies, and methodologies to deliver reliable, cost-effective infrastructure solutions across sectors. Our focus isn't just on building structures, but on building them smarter, safer, and more sustainably.

Emerging leadership in infrastructure development

In less than a decade, K2IL has emerged as a rising player in India's infrastructure sector. With successful execution across roads, highways, water supply, and civil construction, we are rapidly establishing a stronghold in both public and private sector projects, earning trust through consistency, quality, and accountability.

Diverse and integrated service portfolio

Our end-to-end EPC capabilities span project design, procurement, execution, and lifecycle support. Whether it's water infrastructure, boundary walls, transmission lines, or turnkey civil projects, our integrated services are designed to meet varied customer needs, delivered with precision and scale across eight Indian states.

Strategic collaborations & growth partnerships

We actively engage with trusted partners and vendors to expand our reach and strengthen service delivery. From advanced construction technologies to regional partnerships, these alliances enhance our agility and readiness to meet evolving client expectations in a competitive landscape.

Synergy-driven teamwork

We believe progress is best achieved together. By fostering strong internal collaboration between design, procurement, and execution teams, and aligning seamlessly with external stakeholders, we ensure project timelines, budgets, and quality benchmarks are consistently met or exceeded.

Operational excellence & process agility

K2IL takes pride in its lean, responsive operational model. Equipped with an experienced workforce and robust in-house machinery, we execute complex projects efficiently while maintaining high safety and quality standards. Our ability to swiftly mobilize resources and adapt to on-ground realities is a key competitive advantage.

Finance review

P&L analysis

Particulars	FY 25 (₹ in crore)	FY 24 (₹ in crore)	Growth (%age Change)
Revenue from operations	146.61	108.72	35%
Land development and construction cost	108.02	74.26	45%
Employee Benefits Expense	6.46	4.60	40%
Interest cost	3.20	2.70	19%
EBITDA	20.31	21.43	-5%
PBT	14.97	16.76	-11%
PAT	11.65	12.50	-7%
EPS (in ₹)	9.25	13.81	-33%

Our revenues for FY25 stood at ₹146.61 crore compared to ₹108.72 crore in FY24, an increase of 35%. Growth in revenue was largely driven by the successful execution of key projects during the year, coupled with our strategic entry into promising new business segments such as renewable energy.

Our operational cost for the year stood at ₹108.02 crore compared to ₹74.26 crore in FY24, an increase of 45% in line with revenue.

Employee benefit expenses increased by 40% in line with revenue from ₹4.60 crore in FY24 to ₹6.46 crore in FY25.

Our EBIDTA in FY25 stood at ₹ 20.31 crore compared to ₹21.43 crore in FY24. Profit After Tax (PAT) decreased from ₹12.50 crores in FY24 to ₹11.65 crores in FY25. PAT was reflective of the EBITDA trend.

The Company has a healthy consolidated order book under execution of more than ₹4,525 crores as on 31st March, 2025, providing clear visibility of earnings for the coming years.

Analysis of Balance Sheet

Particular	FY 25 (₹ in crore)	FY 24 (₹ in crore)	Growth (%age Change)
Total equity	76.42	44.99	70%
Long-term borrowings	3.24	3.01	8%
Short-term borrowings	52.09	22.28	134%
Total non-current assets	20.95	12.36	70%
Trade receivables	129.66	60.75	113%
Cash and cash equivalents	1.99	0.41	387%

As on 31st March, 2025, the Company's Equity Share Capital stood at ₹12.62 crores compared to ₹9.21crores as of 31st March, 2024. This increase is because of the IPO issue during the year.

Total long-term borrowings of K2IL as of 31st March, 2025 stood at ₹3.24 crore vis-à-vis ₹3.01 crore as on 31st March, 2024. Our interest cost increased by 19% during the year from ₹2.70 crore in FY24 to ₹3.20 crore in FY25.

Our Gross Fixed Assets as of 31st March, 2025 stood at ₹13.07 crore vis-à-vis ₹12.01 crore as on 31st March, 2024, an increase of 9%.

Key financial ratios

Particular	FY 25	FY 24	% Change	Reason for change
Trade Receivables Turnover (in times)	1.54	2.24	-31.10	The decrease in trade receivables ratio is primarily due to increase in trade receivables as compared to FY24.
Current Ratio (in times)	1.58	1.67	-5.41	N/A
Debt-Equity Ratio (in times)	0.72	0.56	28.82	The increase in the ratio is due to a rise in both borrowings and shareholder's capital, with borrowings contributing a larger proportion of the increase than share capital.
Net Profit Ratio (%)	7.94	11.50	-30.93	The ratio has decreased as the increase in net profit after taxes has not increased in proportion to increase in revenue.
Return on Equity Ratio (%)	19.18	42.42	-54.77	Due to increase in share capital

Risk management

A thorough risk-management framework allows us to pre-emptively monitor risks emanating from the internal and external environment. As a result, we have been able to consistently create value for all our stakeholders, despite industry cycles and economic headwinds.

Our risk mitigation plan

The Board takes the following steps as a part of its risk management and mitigation plan:

- Defines the roles and responsibilities of the Risk Management Committee
- Participates in major decisions affecting the organization's risk profile
- Integrates risk-management reporting with the Board's overall reporting framework

The Company functions under a well-defined organization structure. Flow of information is well defined to avoid any conflict or communication gap between two or more departments. Second-level positions are created in each department to continue the work without any interruption in case of nonavailability of functional heads. Proper policies are followed in relation to maintenance of inventories of raw materials, consumables, key spares and tools to ensure their availability for planned production programmes. Effective steps are being taken to reduce the cost of production on a continuing basis, taking various changing scenarios in the market.

Risks	Mitigation measures	Effect of risk mitigation measures
Economic risk The Country's or industry's economic health may affect the Company's performance, demand for products and overall growth prospects.	K2IL has thoughtfully expanded its business portfolio by venturing into key sub-sectors within the infrastructure space, such as water, railways, roadways, and EPC construction, alongside a wide range of infrastructure-related services. This strategic diversification not only strengthens our market presence but also creates a more resilient revenue model, capable of withstanding fluctuations in any single sector.	We focus on reducing our dependency on any one single industry, mitigating the adverse impact of an economic downturn by expanding into multiple sectors and maintaining a healthy order book.
Competition risk Intense competition in the market could reduce the Company's ability to win contracts and secure new projects.	K2IL focused on positioning itself as a complete solution provider with a presence across the value chain and a proven track record of efficiently executing challenging infra projects and fostering strong client relationships. Furthermore, ongoing R&D initiatives is expected to drive innovation, enhancing the Company's competitiveness.	The Company's growing market presence and project execution capabilities has helped us garner customer confidence, translating into a higher rate of order acquisition and overall business growth.
Risk of delay in order completion Failure to complete orders in a time bound manner can lead to penalties and damage to the Company's reputation.	K2IL employs robust operational policies supported by a skilled team of professionals. The Company adopts project management frameworks and imbibed the latest technologies within its daily operation for efficient project monitoring and execution, ensuring timely delivery.	K2IL's strict adherence to operational policies and project management practices minimizes
Technology risk Rapid technological advancements may render certain products or solutions obsolete, affecting the Company's competitiveness.	K2IL is committed to driving continuous innovation and investing in research and development (R&D). The company actively upgrades its technologies to remain ahead of market trends, ensuring it stays at the cutting edge.	The Company's commitment to innovation and technological advancement empowers it to deliver projects in time, ensuring it stays competitive and relevant in a fast-changing market.
Government policy risk Changes in government policies, regulations, or priorities may disrupt business operations and impact growth prospects.	K2IL benefits from the current government's pro-reform policies, which are designed to make doing business easier. The company stays vigilant in tracking policy changes and adapts its strategies to stay ahead.	The Company's adaptability to changing Government policies ensures business continuity and minimises the potential disruption caused by policy changes.

Internal control systems and their adequacy

The Company has in place strong internal control procedures commensurate with its size and operations. The Company believes that safeguarding of assets and business efficiency can be prolonged by exercising adequate internal controls and standardizing operational processes. The internal control and risk management system is structured and applied in accordance with the principles and criteria established in the corporate governance code of the organisation. It is an integral part of the general organizational structure of the Company and Group and involves a range of personnel who act in a coordinated manner while executing their respective responsibilities. The Board of Directors offers its guidance and strategic supervision to the Executive Directors and management, monitoring and support committees.

Human resource

At K2IL, we believe that a company grows best when its people feel truly empowered, valued, and inspired. That's why our business strategy places a strong emphasis on fostering a workplace culture where every employee feels supported and motivated to excel. Our HR policies are thoughtfully aligned with industry best practices, helping us build a diverse and capable talent pool that continues to drive sustainable growth.

We take pride in creating an inclusive environment that welcomes professionals from varied socio-economic backgrounds, states, and cultures, nurturing their potential through structured training, mentorship, and learning opportunities. K2IL is widely recognised for its collaborative, respectful, and performance-driven work culture, making it a preferred destination for top talent in the industry.

With a continued focus on human capital, we prioritise open communication, fairness, employee well-being, and long-term engagement. These values have helped us maintain one of the lowest attrition rates in the sector and position ourselves as an 'employer of choice'.

Health and safety measures

Ensuring the safety of our personnel is of the highest importance. The factory heads take the lead on our safety focus, carrying out regular reviews across the factory regarding health, safety, and the environment (HSE). Through their invaluable help, we have taken multiple steps to increase the health and safety of our personnel. In addition, we have organized small teams at each of our manufacturing sites to rapidly detect and effectively manage safety matters. Our Company maintains an extensive range of health and safety protocols that must be strictly adhered to at all sites and by all personnel.

The focus on health and safety protocols was further stepped up during the year in response to the pandemic. Apart from following the government guidelines, we carried out regular sanitization and ensured adequate physical distancing. We also swiftly introduced measures to periodically test employees and regulated entry through the oximeter and thermal screening. We also launched wellness programmes for employees and their families to help build resilience, manage change, and enhance their wellbeing during this challenging period.

Cautionary Statement

The statements made in the Management Discussion and Analysis describing the Company's objectives, projections, estimates, expectations may be "forward-looking statements" within the meaning of applicable securities laws & regulations. Actual results could differ from those expressed or implied. Important factors that could make a difference to the Company's operations include economic conditions affecting demand-supply and price conditions in the domestic & overseas markets in which the Company operates, changes in the government regulations, tax laws & other statutes & other incidental factors.

K2 Infragen Limited
(CIN: L74110HR2015PLC076796)
Registered Office: Unit No. 7, 5th Floor, Tower 2, Capital Business Park, Sector-48, Gurugram, Haryana, India, 122001
E-mail: cs@k2infra.com | Website : www.k2infra.com
Mobile: 8929019099 | Tel: +91 124 4896700

NOTICE

Notice is hereby given that the **10th Annual General Meeting ("AGM")** of the Members of K2 Infragen Limited ("**the Company**") will be held on **Friday, September 26, 2025 at 11:30 a.m. (IST)** through Video Conferencing ("VC")/Other Audio-Visual Means ("OAVM") to transact the following business:

ORDINARY BUSINESS:

1. **ADOPTION OF AUDITED STANDALONE FINANCIAL STATEMENTS**

   To receive, consider and adopt the Audited Standalone Financial Statements of the Company for the financial year ended March 31, 2025, together with the Reports of the Board of Directors and Auditors thereon.

2. **ADOPTION OF AUDITED CONSOLIDATED FINANCIAL STATEMENTS**

   To receive, consider and adopt the Audited Consolidated Financial Statements of the Company for the financial year ended March 31, 2025, together with the Reports of Auditors thereon.

3. **RE-APPOINTMENT OF MR. PANKAJ SHARMA (DIN: 03318951) AS DIRECTOR, LIABLE TO RETIRE BY ROTATION**

   To re-appoint Mr. Pankaj Sharma (DIN: 03318951) who retires by rotation in terms of Section 152(6) of the Companies Act, 2013 and being eligible, offers himself for re-appointment.

SPECIAL BUSINESS:

4. **APPOINTMENT OF M/S SMD & CO., COMPANY SECRETARIES, AS THE SECRETARIAL AUDITOR OF THE COMPANY**

   To consider and, if thought fit, to pass with or without modification(s), the following as an **Ordinary Resolution**:

   "**RESOLVED THAT** pursuant to the provisions of Section 204 of the Companies Act, 2013, and Rule 9 of the Companies (Appointment and Remuneration of Managerial Personnel) Rules, 2014, read with Regulation 24A of the SEBI (Listing Obligations and Disclosure Requirements) Regulations, 2015 read with circulars issued thereunder to the extent applicable, other applicable regulations framed by the Securities and Exchange Board of India in this regard, including any statutory modification(s) or re-enactment(s) thereof for the time being in force, and based on the recommendation of the Audit Committee and the Board of Directors, consent of the members be and is hereby accorded for the appointment of Mr. Devender Suhag (FCS No. 9545, CP No. 26611), in name of M/s. SMD & Co., Company Secretaries bearing Unique Identification No. S2023HR924000, as the Secretarial Auditor of the Company for conducting Secretarial Audit for a term of 5 (five) consecutive years commencing from Financial Year 2025-26 till 2029-30 to conduct Secretarial Audit of the Company and to furnish the Secretarial Audit report for the term as required under the Act and the Listing Regulations.

   RESOLVED FURTHER THAT the Board of Directors of the Company (referred to as the Board which expression shall include any committee thereof or person(s) authorized by the Board), be and are hereby to authorized to fix the annual remuneration plus applicable taxes and out of-pocket expenses payable to them during their tenure as the Secretarial Auditor of the Company.

   RESOLVED FURTHER THAT approval of the members, be and is hereby accorded to the Board to avail or obtain from the Secretarial Auditor, such other services or

certificates, reports, or opinions which the Secretarial Auditor may be eligible to provide or issue under the applicable laws at a remuneration to be determined by the Board.

RESOLVED FURTHER THAT the Board, be and is hereby authorized to take such steps and do all such acts, deeds, matters, and things as may be considered necessary, proper, and expedient to give effect to this Resolution."

5. RATIFICATION OF COST AUDITOR'S REMUNERATION FOR FY 2025-26

To consider and, if thought fit, to pass with or without modification(s), the following as an **Ordinary Resolution**:

"**RESOLVED THAT** pursuant to the provisions of Section 148 and other applicable provisions, if any, of the Companies Act, 2013, read with the Companies (Audit and Auditors) Rules, 2014 (including any statutory modification(s) or re-enactment(s) thereof for the time being in force) the remuneration payable to M/s. MM & Associates, Cost Accountants (Firm Registration No. 000454), appointed by the Board of Directors of the Company on the recommendation of the Audit Committee, as Cost Auditors to conduct the audit of the cost records of the Company for the financial year ending March 31, 2026, amounting upto ₹2,00,000 (Rupees Two Lakhs Only) plus Goods and Services Tax and reimbursement of out-of-pocket expenses, be and is hereby ratified and confirmed.

RESOLVED FURTHER THAT the Board of Directors of the Company be and is hereby authorized to do all such acts, deeds, matters and things and to take all such steps as may be necessary, proper or expedient to give effect to this resolution and to settle any questions, difficulties or doubts that may arise in this regard."

By the Order of the Board
For K2 Infragen Limited

Sd/-
Jyoti Pulyani
Company Secretary and Compliance Officer
M. No. A55697

Date: August 27, 2025
Place: Gurugram

NOTES:

1. The Explanatory Statement pursuant to Section 102 of The Companies Act, 2013 ("the Act"), which sets out details relating to Special Businesses to be transacted at the Meeting, is annexed hereto. The Board of Directors have decided that the special businesses as set out under Item No. 4 & 5, being considered unavoidable, be transacted at the AGM.

2. Pursuant to General Circular No. 09/2024 dated September 19, 2024 issued by the Ministry of Corporate Affairs (hereinafter referred to as the "MCA Circular") and the Securities and Exchange Board of India ("SEBI") vide Circular No. Circular No. SEBI/HO/CFD/CFDPoD-2/P/CIR/2024/133 dated October 3, 2024 (hereinafter referred to as the "SEBI Circular") have permitted the companies to hold their general meetings through video conferencing / any other audio visual means ("VC/OAVM facility") without the physical presence of the members at a common venue. Hence, in compliance with the MCA Circular and SEBI Circular, the AGM of the Company is being held though VC facility. The proceedings of the AGM will be deemed to be conducted at the Registered Office of the Company at Unit No. 7, 5th Floor, Tower 2, Capital Business Park, Sector-48, Sadar Bazar, Gurgaon, Haryana, India, 122001.

3. Since this AGM is being held pursuant to the Circulars through VC/ OAVM attendance of Members has been dispensed with. Accordingly, the facility for appointment of proxies by the Members will not be available for this AGM, and hence, the Proxy Form, Attendance Slip and Route Map for the AGM are not annexed to this Notice.

4. The Company is providing the video conferencing facility for the ease of participation of the Members. Participants i.e. members, directors, auditors and other eligible persons to whom this Notice is being circulated, are allowed to submit their queries/questions, etc., before the AGM in 2 (two) days advance on the e-mail address of the Company at cs@k2infra.com.

   The Notice of AGM along with the Annual Report for FY25 is being sent by electronic mode to those members whose e-mail address is registered with the Company/ Depositories, unless a member has requested a physical copy of the same. Members may note that the Notice of AGM and Annual Report for FY25 will also be available on the Company's website www.k2infra.com, website of the Stock Exchanges i.e. National Stock Exchange of India Limited (NSE) at www.nseindia.com, and on the website of KFin Technologies Limited at the website address https://evoting.kfintech.com.

   The Notice is being sent to all the members, whose names appeared in the Register of Members / records of depositories as beneficial owners and have not registered their E-mail IDs with their respective depositories, as on Friday, August 29, 2025.

   Also, Members who have not registered their address with the Company / RTA or with DP / Depository, a letter containing exact weblink along with the exact path where the Annual Report and Notice of AGM is available, will be sent at the addresses as registered with the Company / RTA or with DP / Depository.

5. The facility for joining the AGM through video conferencing will be opened 15 minutes before and will remain open upto 15 minutes after the scheduled start time of the AGM i.e. 11:15 A.M. (IST) to 11.45 A.M. (IST) and will be available for at least 1000 members on a first-come-first-served basis. This rule of first-come-first-served basis would not apply to participation by shareholders holding 2% or more shareholding, promoters, institutional investors, directors, key managerial personnels and auditors.

6. Pursuant to the provisions of Section 113 of the Act, Corporate shareholders/institutional shareholders intending to send their authorised representative(s) to attend and vote at the 10th AGM are requested to send from their registered e-mail address, scanned certified true copy (PDF Format) of the latest Board Resolution/ Authority Letter, etc. authorizing their representative(s) to vote, to the Scrutinizer on his e-mail ID at dsuhag@smdandco.in and to RTA by email at einward.ris@kfintech.com and to the Company at cs@k2infra.com.

7. Members attending the meeting through VC/OAVM shall be reckoned for the purpose of quorum under Section 103 of the Companies Act, 2013.

8. The relevant details, pursuant to Regulation 36(3) of the SEBI (Listing Obligations and Disclosure Requirements) Regulations, 2015 ("SEBI Listing Regulations"), as applicable provisions of the Companies Act, 2013 and Secretarial Standard on General Meetings issued by the Institute of Company Secretaries of India, in respect of Director seeking appointment/ re-appointment at this AGM are also annexed to this Notice as Annexure-I.

9. Pursuant to the provisions of Section 124 of the Companies Act, 2013 and other applicable provisions of the Companies Act, 2013 and rules made thereunder, there are no unclaimed dividend amounts pending for transfer.

10. The Register of Members and Share Transfer Books of the Company will remain closed from **September 20, 2025 to September 26, 2025** (both days inclusive).

11. SEBI has mandated the submission of Permanent Account Number (PAN) by every participant in the securities market. Accordingly, Members holding shares in electronic form are requested to submit their PAN to the Depository Participants with whom they maintain their demat accounts. Members holding shares in physical form should submit their PAN to the Company/ RTA.

12. Mr. Devender Suhag, (Membership No. F9545 & COP No. 26611) of M/s. SMD & CO., Practicing Company Secretaries (FRN: P2023HR955600), has been appointed as the Scrutinizer to scrutinize the remote e-voting process and casting of vote through the e-voting system during the AGM in a fair and transparent manner.

13. The Scrutinizer shall, immediately after the conclusion of e-voting at the AGM, first count the votes cast during the AGM, thereafter unblock the votes cast through remote e-voting and make, not later than 2 working days of conclusion of the AGM, a consolidated Scrutinizer's Report of the total votes cast in favour or against, if any, to the Chairperson or a person authorised by him/her in writing, who shall countersign the same and declare the result of the voting forthwith not later than two working days of the conclusion of the meeting.

    The results declared along with the scrutinizer's report shall be displayed at the Registered Office of the Company and uploaded on the Company's website at "www.k2infra.com" as well as on the website of KFin Technologies Limited after the same is declared by the Chairman/authorized person. The results shall also be simultaneously forwarded to the stock exchanges.

14. Investor Grievance Portal maintained by Registrar and Transfer Agent (RTA).

    Members are hereby notified that our RTA, KFin Technologies Limited, based on the SEBI Circular (SEBI/HO/MIRSD/MIRSD-PoD-1/P/CIR/2023/72) dated June 08, 2023, have created an online application which can be accessed at https://ris.kfintech.com/default.aspx > Investor Services > Investor Support.

    Members are required to register / signup, using the Name, PAN, Mobile and email ID. Post registration, user can login via OTP and execute activities like, raising Service Request, Query, Complaints, check for status, KYC details, Dividend, Interest, Redemptions, eMeeting and eVoting Details.

    Quick link to access the signup page: https://kprism.kfintech.com/signup

INSTRUCTIONS FOR THE MEMBERS FOR ATTENDING THE E-AGM THROUGH VIDEO CONFERENCE / OTHER AUDIO-VISUAL MODE:

i. Attending the e-AGM: Members will be able to attend the AGM through VC/ OAVM or view the live webcast of AGM at https://emeetings.kfintech.com/ by using their remote e-voting login credentials and selecting the 'Event' for Company's AGM. Members who do not have the User ID and Password for e-voting or have forgotten the User ID and Password may retrieve the same by following the remote e-voting instructions mentioned in the Notice. Further, Members can also use the OTP based login for logging into the e-voting system.

ii. Members are encouraged to join the Meeting through Laptops with Google Chrome for better experience.

iii. Further Members will be required to allow Camera, if any, and hence use Internet with a good speed to avoid any disturbance during the meeting.

iv. Please note that Participants Connecting from Mobile Devices or Tablets or through Laptop connecting via Mobile Hotspot may experience Audio/Video loss due to Fluctuation in their respective network. It is therefore recommended to use Stable Wi-Fi or LAN Connection to mitigate any kind of aforesaid glitches.

v. Facility of joining the AGM through VC/OAVM shall be open 15 minutes before the time scheduled for the AGM.

vi. Those Members who register themselves as speaker will only be allowed to express views/ask questions during the AGM. The Company reserves the right to restrict the number of speakers and time for each speaker depending upon the availability of time for the AGM.

vii. Submission of Questions/queries prior to e-AGM: Members desiring any additional information with regard to Accounts/ Annual Reports or has any question or query are requested to write to the Company Secretary on the Company's investor email-id i.e., cs@k2infra.com at least 2 days before the date of the e-AGM, so as to enable the Management to keep the information ready. Please note that, member's questions will be answered only if they continue to hold the shares as of cut-off date. Alternatively, shareholders holding shares as on cut-off date may also visit https://evoting.kfintech.com/ and click on the tab "Post Your Queries Here" to post their queries/ views/questions in the window provided, by mentioning their name, demat account number/folio number, email ID, mobile number. The window shall be activated during the remote e-voting period and shall be closed 24 hours before the time fixed for the e-AGM.

viii. Speaker Registration before e-AGM: Shareholders who wish to register as speakers at the AGM are requested to visit https://emeetings.kfintech.com register themselves between September 22, 2025 (09.00 Hours IST) and September 23, 2025 (17.00 Hours IST).

ix. Facility of joining the AGM through VC/OAVM shall be available for atleast 1000 members on first come first served basis. However, the participation of members holding 2% or more shares, promoters, Institutional Investors, directors, key managerial personnel, chairpersons of Audit Committee, Stakeholders Relationship Committee, Nomination, Remuneration and compensation Committee and Auditors are not restricted on first come first serve basis.

x. Members who need technical assistance before or during the AGM, can contact KFintech at https://evoting.kfintech.com/.

xi. Corporate members intending to send their authorised representatives to attend the Annual General Meeting through Video Conferencing ("VC") / Other Audio-Visual Means ("OAVM") pursuant to the provisions of Section 113 of the Companies Act, 2013 are requested to send a certified copy of the relevant Board Resolution to the Company.

EXPLANATORY STATEMENT IN RESPECT OF THE SPECIAL BUSINESS PURSUANT TO SECTION 102 OF THE COMPANIES ACT, 2013

As required under Section 102(1) and other applicable provisions of the Companies Act, 2013, this Explanatory Statement contains relevant and material information, as detailed herein, to enable the Members to consider for approval of the Resolution Nos. 4 & 5.

Item No. 4

Appointment of M/S SMD & Co., Company Secretaries, as the Secretarial Auditor of the Company

Pursuant to the provisions of Regulation 24A of the Securities and Exchange Board of India (Listing Obligations and Disclosure Requirements) Regulations, 2015 ("SEBI Listing Regulations") and provisions of Section 204 of the Act and Rule 9 of the Companies (Appointment and Remuneration of Managerial Personnel) Rules, 2014 ("Rules"), the Audit Committee and the Board of Directors at their respective meetings held on August 27, 2025 have approved and recommended the appointment of Mr. Devender Suhag (FCS No. 9545, CP No. 26611, Peer Review No. 6991/2025), a Practicing Company Secretary in the name of M/S SMD & Co, Company Secretaries as the Secretarial Auditor of the Company on the following terms and conditions:

a. **Term of appointment:** For a term of 5 (Five) consecutive years from April 01, 2025 to March 31, 2030.

b. **Basis of recommendations:** The recommendations are based on the fulfilment of the eligibility criteria & qualification prescribed under the Act & Rules made thereunder and SEBI Listing Regulations. While recommending the Board of Directors have also considered, experience of the individual, capability, independent assessment, audit experience and also evaluation of the quality of audit work done by him in the past.

c. **Remuneration:** The Board of Directors of the Company are fully authorized to fix the annual remuneration plus applicable taxes and out of-pocket expenses payable to them during their tenure as the Secretarial Auditor of the Company.

d. **Credentials:** Mr. Devender Suhag (FCS No. 9545, CP No. 26611, Peer Review No. 6991/2025), a Practicing Company Secretary, is a seasoned professional with over 15 years of rich experience, specializing in secretarial audits and corporate compliance across a diverse range of industries.

   Mr. Devender Suhag has given his consent to act as Secretarial Auditors of the Company and confirmed that his appointment, if approved would be within the prescribed limits and that he is not disqualified to be appointed as Secretarial Auditor in terms of provisions of the Act & Rules made thereunder and SEBI Listing Regulations.

   None of the Director, Key Managerial Personnel, or their respective relatives are, in any way, concerned or interested, financially or otherwise, in the said resolution.

   The Board of Directors of the Company recommends the resolution set out at Item No. 4 for approval of the Members as an Ordinary Resolution.

Item No. 5

Ratification of Cost Auditor's Remuneration for FY 2025-26

As per the provisions of Section 148 of the Companies Act, 2013 ("Act") read with the Companies (Cost Records and Audit) Rules, 2014 ("the Rules"), as amended from time to time, the Company is required to have an audit of its cost records conducted by a cost accountant in practice for products covered under the Companies (Cost Records and Audit) Rules, 2014. The Board, based on the recommendations of the Audit Committee, at its Meeting held on August 27, 2025, has approved the appointment of M/s. MM & Associates, Cost Accountants, Mumbai (Firm Registration No.: 000454) as the "Cost Auditors" of the Company for the Financial Year (F.Y.) 2025-26 at a remuneration of upto ₹2,00,000 (Rupees Two Lakhs only), plus Goods and Service Tax and reimbursement of out-of pocket expenses, if any.

In accordance with Section 148(3) of the Act, read with the Companies (Audit and Auditors) Rules, 2014, the remuneration payable to the Cost Auditors, as recommended by the Audit Committee and approved by the Board of Directors, is required to be ratified by the Members of the Company. Accordingly, the consent of the Members is sought for passing an Ordinary Resolution as set out in Item No. 5 of the Notice for ratification of the remuneration payable to the Cost Auditors, for the financial year ending March 31, 2026.

None of the Director, Key Managerial Personnel, or their respective relatives are, in any way, concerned or interested, financially or otherwise, in the said resolution.

The Board recommends ratification of remuneration of Cost Auditors, as set out in Item No. 5 of the Notice for approval by the Members as an Ordinary Resolution.

By Order of the Board of
For K2 Infragen Limited

Jyoti Pulyani
Company Secretary and Compliance Officer
M. No. A55697

Date: August 27, 2025
Place: Gurugram

INSTRUCTIONS FOR E-VOTING:

Procedure for remote e-voting:

i. In compliance with the provisions of Section 108 of the Companies Act, 2013 ("the Act"), read with Rule 20 of the Companies (Management and Administration) Rules, 2014, as amended from time to time, Regulation 44 of the SEBI Listing Regulations and in terms of SEBI vide circular no. SEBI/HO/CFD/CMD/ CIR/P/2020/242 dated 09 December 2020 in relation to e-Voting Facility Provided by Listed Entities, the Members are provided with the facility to cast their vote electronically, through the e-Voting services provided by Kfintech, on all the resolutions set forth in this Notice. The instructions for e-Voting are given herein below.

ii. However, in pursuant to SEBI circular no. SEBI/HO/CFD/CMD/CIR/P/2020/242 dated 09 December 2020 on "e-Voting facility provided by Listed Companies", e-Voting process has been enabled to all the individual demat account holders, by way of single login credential, through their demat accounts / websites of Depositories / DPs in order to increase the efficiency of the voting process.

iii. Individual demat account holders would be able to cast their vote without having to register again with the e-Voting service provider (ESP) thereby not only facilitating seamless authentication but also ease and convenience of participating in e-Voting process. Shareholders are advised to update their mobile number and e-mail ID with their DPs to access e-Voting facility.

iv. The remote e-Voting period commences from 09.00 Hours (IST) on September 22, 2025 to 17.00 Hours (IST) on September 25, 2025.

v. The voting rights of Members shall be in proportion to their shares in the paid-up equity share capital of the Company as on September 19, 2025, the cut-off date.

vi. Any person holding shares in demat/physical form and nonindividual shareholders, who acquires shares of the Company and becomes a Member of the Company after sending of the Notice and holding shares as of the cut-off date, may obtain the login ID and password by sending a request at evoting@Kfintech.com.

However, if he / she is already registered with KFintech for remote e-Voting then he /she can use his / her existing User ID and password for casting the vote.

vii. In case of Individual Shareholders holding securities in demat mode and who acquires shares of the Company and becomes a Member of the Company after sending of the Notice and holding shares as of the cut-off date may follow steps mentioned below under "Login method for remote e-Voting and joining virtual meeting for Individual shareholders holding securities in demat mode."

viii. The details of the process and manner for remote e-Voting and e-AGM are explained herein below:

Step 1: Access to Depositories e-Voting system in case of individual shareholders holding shares in demat mode.

Step 2: Access to KFintech e-Voting system in case of shareholders holding shares in physical and non-individual shareholders in demat mode.

Step 3: Access to join virtual meetings(e-AGM) of the Company on KFin system to participate e-AGM and vote at the AGM.

Details on Step 1 are mentioned below:

Login method for remote e-Voting for Individual shareholders holding securities in demat mode.

Type of shareholders	Login Method
Individual Shareholders holding securities in demat mode with NSDL	1. User already registered for IDeAS facility: I. Visit URL: https://eservices.nsdl.com/ II. Click on the "Beneficial Owner" icon under "Login" under 'IDeAS' section. III. On the new page, enter User ID and Password. Post successful authentication, click on "Access to e-Voting" IV. Click on company name or e-Voting service provider and you will be re-directed to e-Voting service provider website for casting the vote during the remote e-Voting period. 2. User not registered for IDeAS e-Services I. To register click on link: https://eservices.nsdl.com/ II. Select "Register Online for IDeAS" or click at https://eservices.nsdl.com/SecureWeb/IdeasDirectReg.jsp III. Proceed with completing the required fields. IV. Follow steps given in point no.1 3. Alternatively by directly accessing the e-Voting website of NSDL I. Open URL: https://www.evoting.nsdl.com/ II. Click on the icon "Login" which is available under 'Shareholder/Member' section. III. A new screen will open. You will have to enter your User ID (i.e., your sixteen digit demat account number held with NSDL), Password / OTP and a Verification Code as shown on the screen. IV. Post successful authentication, you will be requested to select the name of the Company and the e-Voting Service Provider name, i.e., KFintech. V. On successful selection, you will be redirected to KFintech e-Voting page for casting your vote during the remote e-Voting period.
Individual Shareholders holding securities in demat mode with CDSL	1. Existing user who have opted for Easi / Easiest I. Visit URL: https://web.cdslindia.com/myeasitoken/Home/Login or URL: www.cdslindia.com II. Click on New System Myeasi III. Login with your registered user id and password. IV. The user will see the e-Voting Menu. The Menu will have links of ESP i.e., KFintech e-Voting portal. V. Click on e-Voting service provider name to cast your vote. 2. User not registered for Easi/Easiest I. Option to register is available at https://web.cdslindia.com/myeasitoken/Registration/EasiRegistration II. Proceed with completing the required fields. III. Follow the steps given in point 1 3. Alternatively, by directly accessing the e-Voting website of CDSL I. Visit URL: www.cdslindia.com II. Provide your demat Account Number and PAN No. III. System will authenticate user by sending OTP on registered Mobile & Email as recorded in the demat Account. IV. After successful authentication, user will be provided links for the respective ESP, i.e., KFintech where the e- Voting is in progress.
Individual Shareholder login through their demat accounts / Website of Depository Participant	I. You can also login using the login credentials of your demat account through your DP registered with NSDL / CDSL for e-Voting facility. II. Once logged-in, you will be able to see e-Voting option. Once you click on e-Voting option, you will be redirected to NSDL / CDSL Depository site after successful authentication, wherein you can see e-Voting feature. III. Click on options available against company name or e-Voting service provider KFintech and you will be redirected to e-Voting website of KFintech for casting your vote during the remote e-Voting period without any further authentication.

Important note: Members who are unable to retrieve User ID / Password are advised to use Forgot user ID and Forgot Password option available at respective websites.

Helpdesk for Individual Shareholders holding securities in demat mode for any technical issues related to login through Depository i.e., NSDL and CDSL.

Login type	Helpdesk details
Individual Shareholders holding securities in demat mode with NSDL	Members facing any technical issue in login can contact NSDL helpdesk by sending a request at evoting@nsdl.co.in or call at : 022 - 4886 7000 and 022 - 2499 7000
Individual Shareholders holding securities in demat mode with CDSL	Members facing any technical issue in login can contact CDSL helpdesk by sending a request at helpdesk.evoting@cdslindia.com or contact at toll free no. 1800 22 55 33

Details on Step 2 are mentioned below:

Login method for e-Voting for shareholders other than Individual shareholders holding securities in demat mode and shareholders holding securities in physical mode.

Members whose email IDs are registered with the Company/ Depository Participants (s), will receive an email from KFintech which will include details of E-Voting Event Number (EVEN), USER ID and password. They will have to follow the following process:

i. Launch internet browser by typing the URL: https://evoting.kfintech.com/

ii. Enter the login credentials (i.e., User ID and password). In case of physical folio, User ID will be EVEN (E-Voting Event Number) xxxx, followed by folio number. In case of Demat account, User ID will be your DP ID and Client ID. However, if you are already registered with KFintech for e-voting, you can use your existing User ID and password for casting the vote.

iii. After entering these details appropriately, click on "LOGIN".

iv. You will now reach password change Menu wherein you are required to mandatorily change your password. The new password shall comprise of minimum 8 characters with at least one upper case (A- Z), one lower case (a-z), one numeric value (0-9) and a special character (@,#,$, etc.,). The system will prompt you to change your password and update your contact details like mobile number, email ID etc. on first login. You may also enter a secret question and answer of your choice to retrieve your password in case you forget it. It is strongly recommended that you do not share your password with any other person and that you take utmost care to keep your password confidential.

v. You need to login again with the new credentials.

vi. On successful login, the system will prompt you to select the "EVENT" i.e., 'K2 Infragen Limited' -

Annual General Meeting" and click on "Submit"

vii. On the voting page, enter the number of shares (which represents the number of votes) as on the Cut-off Date under "FOR/AGAINST" or alternatively, you may partially enter any number in "FOR" and partially "AGAINST" but the total number in "FOR/ AGAINST" taken together shall not exceed your total shareholding as mentioned herein above. You may also choose the option ABSTAIN. If the Member does not indicate either "FOR" or "AGAINST" it will be treated as "ABSTAIN" and the shares held will not be counted under either head.

viii. Members holding multiple folios/demat accounts shall choose the voting process separately for each folio/ demat accounts.

ix. Voting has to be done for each item of the notice separately. In case you do not desire to cast your vote on any specific item, it will be treated as abstained.

x. You may then cast your vote by selecting an appropriate option and click on "Submit".

xi. A confirmation box will be displayed. Click "OK" to confirm else "CANCEL" to modify. Once you have voted on the resolution (s), you will not be allowed to modify your vote. During the voting period, Members can login any number of times till they have voted on the Resolution(s).

xii. Corporate/Institutional Members (i.e., other than Individuals, HUF, NRI etc.) are also required to send scanned certified true copy (PDF Format) of the Board Resolution/Authority Letter etc., authorizing its representative to attend the AGM through VC / OAVM on its behalf and to cast its vote through remote e-voting. Together with attested specimen signature(s) of the duly authorised representative(s), to the Scrutinizer at email dsuhag@smdandco.in with a copy marked to evoting@kfintech.com. The scanned image of the above-mentioned documents should be in the naming format "K2 Infragen Limited"

Details on Step 3 are mentioned below:

Instructions for all the shareholders, including Individual, other than Individual and Physical, for attending the AGM of the Company through VC/ OAVM and e-Voting during the meeting.

i. Member will be provided with a facility to attend the AGM through VC / OAVM platform provided by KFintech. Members may access the same at https://emeetings.kfintech.com/ by using the e-voting login credentials provided in the email received from the Company/ KFintech. After logging in, click on the Video Conference tab and select the EVENT of the Company. Click on the video symbol and accept the meeting etiquettes to join the meeting. Please note that the members who do not have the User ID and Password for e-Voting or have forgotten the User ID and Password may retrieve the same by following the remote e-Voting instructions mentioned above.

ii. Facility for joining AGM though VC/ OAVM shall open at least 15 minutes before the commencement of the Meeting.

iii. Members are encouraged to join the Meeting through Laptops/ Desktops with Google Chrome (preferred browser), Safari, Internet Explorer, Microsoft Edge, Mozilla Firefox 22.

iv. Members will be required to grant access to the webcam to enable VC / OAVM. Further, Members connecting from Mobile Devices or Tablets or through Laptop connecting via Mobile Hotspot may experience Audio/ Video loss due to fluctuation in their respective network. It is therefore recommended to use Stable Wi- Fi or LAN Connection to mitigate any kind of aforesaid glitches.

v. As the AGM is being conducted through VC / OAVM, for the smooth conduct of proceedings of the AGM, Members are encouraged to express their views / send their queries in advance mentioning their name, demat account number / folio number and email id.

vi. The Members who have not cast their vote through remote e-voting shall be eligible to cast their vote through e-voting system available during the AGM. E-voting during the AGM is integrated with the VC / OAVM platform. The Members may click on the voting icon displayed on the screen to cast their votes.

vii. A Member can opt for only a single mode of voting i.e., through Remote e-voting or voting at the AGM. If a Member cast votes by both modes, then voting done through Remote e-voting shall prevail and vote at the AGM shall be treated as invalid.

viii. Facility of joining the AGM through VC / OAVM shall be available for at least 1000 members on first come first served basis.

ix. Institutional Members are encouraged to attend and vote at the AGM through VC / OAVM.

OTHER INSTRUCTIONS:

I. **Speaker Registration:** The Members who wish to speak during the meeting may register themselves as speakers for the AGM to express their views. They can visit https://emeetings.kfintech.com/ and login through the user id and password provided in the mail received from Kfintech. On successful login, select 'Speaker Registration' which will be open from September 22, 2025 (09.00 Hours IST) to September 23, 2025 (17.00 Hours IST). Members shall be provided a 'queue number' before the meeting. The Company reserves the right to restrict the speakers at the AGM to only those Members who have registered themselves, depending on the availability of time for the AGM.

II. **Post your Question:** The Members who wish to post their questions prior to the meeting can do the same by visiting https://emeetings.kfintech.com/ . Please login through the user id and password provided in the mail received from Kfintech. On successful login, select 'Post Your Question' option which will be open from September 22, 2025 (09.00 Hours IST) to September 23, 2025(17.00 Hours IST).

III. In case of any query and/or grievance, in respect of voting by electronic means, Members may refer to the Help & Frequently Asked Questions (FAQs) and E-voting user manual available at the download section of https://evoting.kfintech.com (KFintech Website) or contact evoting@kfintech.com/ einward.ris@kfintech.com or call KFintech's toll free No. 1-800-309-4001 for any further clarifications.

IV. The Members, whose names appear in the Register of Members / list of Beneficial Owners as on September 19, 2025 (End of Day), being the cut-off date, are entitled to vote on the Resolutions set forth in this Notice. A person who is not a Member as on the cut-off date should treat this Notice for information purposes only. Once the vote on a resolution(s) is cast by the Member, the Member shall not be allowed to change it subsequently.

V. In case a person has become a Member of the Company after dispatch of AGM Notice but on or before the cut-off date for E-voting, he/she may obtain the User ID and Password in the manner as mentioned below:

If e-mail address or mobile number of the member is registered against Folio No. / DP ID Client ID, then on the home page of https://evoting.kfintech.com/, the member may click "Forgot Password" and enter Folio No. or DP ID, Client ID and PAN to generate a password.

i. Members who may require any technical assistance or support before or during the AGM are requested to contact KFintech at toll free number 1-800-309-4001 or write to them at evoting@kfintech.com/ einward.ris@kfintech.com.

VI. The results of the electronic voting shall be submitted to the Stock Exchanges after the AGM. The results along with the Scrutinizer's Report, shall also be placed on the website of the Company.

GENERAL INFORMATION:

1. The Company's equity shares are Listed at National Stock Exchange of India Limited, Exchange Plaza, Floor 5, Plot No. C/1, Bandra (East), Mumbai – 400051, Maharashtra, India and the Company has paid the Annual Listing Fees to the said Stock Exchanges for the year 2025-2026.

2. Members are requested to send all communication relating to shares to the Company's Registrar and Share Transfer Agent at KFIN Technologies Limited (Unit: K2 Infragen Limited), Selenium Tower B, Plot 31-32, Gachibowli, Financial District, Nanakramguda, Hyderabad - 500032, Telangana State, India.

3. Register of Directors and Key Managerial Personnel (KMP) and their shareholding under Section 170 of the Companies Act, 2013 and the rules made thereunder and Register of Contracts maintained under Section 189 of Companies Act, 2013 and the rules made thereunder are available for inspection at the registered office of the Company.

GENERAL INSTRUCTIONS:

(i) Members holding shares either in demat or physical mode who are in receipt of Notice, may cast their votes through e-voting.

(ii) Members opting for e-voting, for which the USER ID and initial password are provided in a separate sheet. Please follow steps under heading 'INSTRUCTIONS FOR E-VOTING' above to vote through e-voting platform.

(iii) The e-voting period commences from 9.00 A.M. (IST) on September 22, 2025 to 5.00 P.M. (IST) on September 25, 2025. During this period, the members of the Company, holding shares in demat, as on the cut-off date of September 19, 2025 may cast their vote electronically. Once the vote on a resolution is cast by the member, the member shall not be allowed to change it subsequently.

(iv) The Company has appointed M/s. SMD & Co., Company Secretaries represented by Mr. Devender Suhag, Practising Company Secretary (Membership No. F9545 and CP No. 26611) as the Scrutiniser to conduct the voting process (e-voting and poll) in a fair and transparent manner.

(v) The Scrutinizer shall, within a period not exceeding 2 working days from the conclusion of the Annual General Meeting unlock the votes in the presence of at least two (2) witnesses, not in the employment of the Company and make a Scrutinizer's Report containing the details with respect to votes cast in favour, against, neutral/ abstained, shall submit the Report to the Chairman of the Company.

(vi) Subject to the receipt of sufficient votes, the resolution shall be deemed to be passed at the 10th Annual General Meeting of the Company scheduled to be held on Friday, September 26, 2025, the results declared along with the Scrutinizer's Report shall be placed on the Company's website https://www.k2infra.com/ and on the website of KFintech, https://evoting.kfintech.com/, within 2 working days of conclusion of the Annual General Meeting.

By Order of the Board of
For K2 Infragen Limited

Jyoti Pulyani
Company Secretary and Compliance Officer
M. No. A55697

Date: August 27, 2025
Place: Gurugram

Annexure - I

INFORMATION AS REQUIRED UNDER REGULATION 36(3) SEBI (LISTING OBLIGATIONS AND DISCLOSURE REQUIREMENTS) REGULATIONS, 2015 AND SS-2 SECRETARIAL STANDARD ON GENERAL MEETINGS IN RESPECT OF DIRECTOR(S) BEING REAPPOINTED:

Name of Director	Mr. Pankaj Sharma
DIN	03318951
Date of Birth	11/11/1978
Age (Years)	47
Date of First Appointment on the Board	14/02/2018
Educational qualification	B.Tech in Electronics Engineering, MBA (Marketing)
Expertise in specific functional areas - job profile and suitability	Mr. Pankaj Sharma has over two decades of experience in the telecom, power and infrastructure industry. He has been instrumental in strategic management, business development, mergers & acquisitions and providing leadership to K2 Infragen Limited. K2 Infragen is his second entrepreneurial venture in the infrastructure sector.
Directorship held in other Companies (excluding foreign companies, Section 8 companies and struck off companies and our Company)	1. Ardom Towergen Private Limited 2. Ardom Holdings Private Limited 3. Tekno Tele Infra Services Private Limited
Name of Listed Companies in which the Director has resigned in the past three years	NIL
Memberships/ Chairmanships of committees of other public companies (including listed company)	NIL
Shareholding in the Company (as on March 31, 2025)	15.3644%
Inter-se relationship with other directors	Related to Ms. Priya Sharma, Executive Director (Spouse) and to Mr. Rajesh Tiwari, Non-Executive Director (Brother-in-law). Not related to any other Directors, Manager, or KMP.
No. of meetings of the board attended during the year ended on March 31, 2025	6 out of 6
Details of remuneration paid in FY24-25	53.77 Lakhs p.a.
Remuneration proposed to be paid	Entitled to remuneration comprising salary, perquisites and other benefits, in accordance with the Company's policies and within the statutory limits under the Companies Act, 2013.
Terms & conditions of the reappointment	To retire by rotation

Directors' Report

To the Members of
K2 Infragen Limited
(Previously known as K2 Infragen Private Limited)

The directors are pleased to present the 10th Annual Report on the business and operations of the Company together with the Audited Financial Statements for the Financial Year ended March 31, 2025.

1. FINANCIAL RESULTS

(Amount in Lakhs)

	Standalone		Consolidated	
	Year ended 31-03-2025	Year ended 31-03-2024	Year ended 31-03-2025	Year ended 31-03-2024
Total Revenue	14,661.19	10,871.82	14,680.83	10,871.82
Total Expenditure	13,355.95	9,248.59	13,374.64	9,248.59
Share of profit / (loss) of an associate	-	-	(10.72)	(4.80)
Profit /(Loss) Before Tax	1,497.34	1,676.31	1,487.10	1,671.51
Less: Current Tax	366.90	545.13	366.90	545.13
Deferred Tax	(34.11)	(119.02)	(34.11)	(119.02)
Profit /(Loss) after Taxation	1,164.55	1,250.20	1,154.31	1,245.40
Earnings per Equity Share				
Basic	9.25	13.81	9.16	13.76
Diluted	9.25	13.81	9.16	13.76

The Standalone Revenue from the operations (net) for the Financial Year 2024-25 was ₹14,661.19 Lakhs (Previous year ₹10,871.82 Lakhs). The company earned Net Profit of ₹1,164.55 Lakhs (Previous Year ₹1,250.20 Lakhs). The Earning per share was ₹9.25.

The Consolidated Revenue from the operations (net) for the Financial Year 2024-25 was ₹14,680.83 Lakhs (Previous Year ₹10871.82 Lakhs). The company earned Consolidated Net Profit ₹1,154.31 Lakhs (Previous Year ₹1,245.40. Lakhs). The Consolidated Earning per share was ₹9.16.

There was no change in the nature of business of the company during the year.

The previous year figures have been restated, rearranged, regrouped and consolidated, to enable comparability of the current year figures of accounts with the relative previous year's figures.

For consolidated figures, the figures for the previous period is not comparable as the current year figure include impact of consolidation of subsidiary w.e.f 9 October 2024.

2. THE STATE OF THE COMPANY'S AFFAIRS:

The total income during the year is ₹14,853.29 Lakhs and Total expenditure of the Company is ₹13,355.95 Lakhs. The Profit before provision of Tax is ₹1,497.34 Lakhs. The Company Current Income Tax during the year is ₹366.90 Lakhs. Deferred tax (including Tax related to earlier years) for the year under review is ₹34.11 Lakhs. The net profit of the Company is ₹1,164.55 Lakhs for the year under review. Your directors will assure to put their efforts for growth of the company.

3. SHARE CAPITAL AND OTHER CHANGES

During the Financial Year 2024-25, the capital structure of the company was as under:

Authorized Share Capital

The Authorised Capital of the Company stands at ₹14,00,00,000/- (Rupees Fourteen Crores only) divided into 1,40,00,000 Equity Shares of ₹10/- each.

Issued, Subscribed & Paid-up Capital

The present Issued, Subscribed and Paid-up Capital of the Company is ₹12,61,83,940/- (Rupees Twelve Crores Sixty-One Lakhs Eighty-Three Thousand Nine Hundred

Forty only) divided into 1,26,18,394 Equity Shares of ₹10/- each.

The subscribed, paid-up capital of the Company at the end of previous Financial year was ₹9,21,15,940/- divided into 92,11,594 Equity Shares of ₹10/- each.

During the year, the Company successfully completed its Initial Public Offering (IPO) of ₹40,54,09,200/- (Rupees Forty Crores Fifty-Four Lakhs Nine Thousand Two Hundred only), comprising 34,06,800 Equity Shares at a price of ₹119/- per share (including a premium of ₹109/- per share). The shares were allotted on April 4, 2024, and the Company's Equity Shares were listed on the Emerge Platform of the National Stock Exchange of India Limited (NSE) on April 8, 2024.

M/s Kfin Technologies Limited, duly registered under the Securities and Exchange Board of India, has been appointed as the Registrar and Share Transfer Agent to an Issue of the Company in accordance with the Regulation 7 of the Securities Exchange Board of India (Listing and Obligations of Disclosure Requirements) Regulations, 2015.

A) ISSUE OF EQUITY SHARE WITH DIFFERENTIAL RIGHTS

The Company has not issued any Equity Shares with differential rights during the year under review.

B) SWEAT EQUITY

The Company has not issued any Sweat Equity Shares during the year under review.

C) BONUS ISSUE

The company has not issued any Bonus Share during the year under review.

D) EMPLOYEE STOCK OPTION

During the year under review there is no employee stock option scheme approved.

E) DEBENTURES/BONDS/WARRANTS OR ANY NONCONVERTIBLE SECURITIES:

During the year under review, the Company has not issued any debentures, bonds, warrants or any nonconvertible securities. As on date, the Company does not have any outstanding debentures, bonds, warrants or any nonconvertible securities.

4. LISTING FEES & DEPOSITORY FEE

The Equity Shares of the Company are listed on SME Platform of National Stock Exchange of India Limited (NSE Emerge). The trading symbol of the Company is 'K2INFRA. The Company has paid Listing fees for the financial year 2024-25 according to the prescribed norms & regulations.

5. DEMATERIALIZATION OF EQUITY SHARES:

During the year under review except 4,86,239 shares all shares were in dematerialization form.

6. DEPOSITORY SYSTEM:

As the Members are aware, the shares of your Company are trade-able compulsorily in electronic form and your Company has established connectivity with both the National Securities Depository Limited (NSDL) and the Central Depository Services (India) Limited (CDSL). The ISIN allotted to the Company's Equity shares is INE0DEZ01013

7. WEBSITE:

https://k2infra.com is the website of the company. All the requisite details, policies are placed on the website of the company.

8. DIVIDEND:

To conserve financial resources for future growth of the Company, the Board does not recommend any dividend for the approval of the members at the forthcoming Annual General Meeting. The Board is confident that plough back of profits into the business of the Company will generate long term wealth for the members.

9. TRANSFER TO RESERVES:

During the current financial year our Company incurred a profit of ₹1,164.55 Lakhs and same amount transfer to reserve this year.

10. MATERIAL CHANGES AND COMMITMENT IF ANY AFFECTING THE FINANCIAL POSITION OF THE COMPANY OCCURRED BETWEEN THE END FINANCIAL YEARS TO WHICH THIS FINANCIAL STATEMENT RELATES AND THE DATE OF THE REPORT:

No material changes and commitments affecting the financial position of the Company occurred between the end of the financial year to which this financial statement relates and the date of this report.

11. DIRECTORS' RESPONSIBILITY STATEMENT:

In terms of Section 134(5) of the Companies Act, 2013, the directors would like to state that:

(a) In the preparation of the annual accounts, the applicable accounting standards have been followed.

(b) The directors have selected such accounting policies and applied them consistently and made

judgments and estimates that were reasonable and prudent so as to give a true and fair view of the state of affairs of the Company at the end of the financial year and of the profit of the Company for the year under review.

(c) The directors have taken proper and sufficient care for the maintenance of adequate accounting records in accordance with the provisions of this act for safeguarding the assets of the Company and for preventing and detecting fraud and other irregularities.

(d) The directors have prepared the annual accounts on a going concern basis;

(e) The directors had laid down internal financial controls to be followed by the Company and that such internal financial controls are adequate and were operating effectively.

(f) The directors had devised a proper system to ensure compliance with the provisions of all applicable laws and that such systems were adequate and operating effectively.

12. DIRECTORS AND KEY MANAGERIAL PERSONNEL:

As on March 31, 2025, the Board comprised of 9 (nine) Directors - 4 (four) Executive Directors, 2 (two) Non-Executive Directors and 3 (three) Independent Directors.

During the year under review, following changes were made:

1. Mr. Neeraj Kumar Bansal (DIN: 02526757), was redesignated from Executive Director to Non-Executive Director of the Company w.e.f. May 27, 2024.
2. Mr. Devender Kumar Valecha (DIN: 06847789), was appointed as Additional Director w.e.f. August 23, 2024 who was regularized in the previous annual general meeting held on September 25, 2024.
3. Mr. Naresh Kumar (DIN 09163376) was appointed as Additional Director w.e.f. August 23, 2024 who was regularized in the previous annual general meeting held on September 25, 2024.

The details of the Board of Directors and Key Managerial Personnel(s) as on March 31, 2025 are as follows:

S.No.	Name	Designation	DIN	Appointment Date
1	Pankaj Sharma	Managing Director	03318951	14/02/2018
2	Priya Sharma	Executive Director	02743915	27/10/2016
3	Naresh Kumar	Executive Director	09163376	23/08/2024
4	Devender Kumar Valecha*	Executive Director	06847789	23/08/2024
5	Rajesh Tiwari	Non-Executive Director	06947965	05/03/2015
6	Neeraj Kumar Bansal	Non-Executive Director	02526757	01/02/2022
7	Ajai Kumar Singh Chauhan	Independent Non-Executive Director	08863524	10/10/2023
8	Shipra Sharma	Independent Non-Executive Director	08926052	10/10/2023
9	Sagar Bhatia	Independent Non-Executive Director	10366005	07/11/2023
10	Priyanka Pareek	CFO	-	27/09/2023
11	Jyoti Lakra**	Company Secretary	-	27/09/2023

CHANGE IN DIRECTORS & KMP

Post closure of the financial year under review, the following changes were made in the Board composition of the Company:

Ms. Jyoti Lakra** (M No. A37300) resigned from the designation of Company Secretary of the company w.e.f. April 25, 2025 and Ms. Jyoti Pulyani (M No. A55697) was appointed as the Company Secretary of the company w.e.f. April 30, 2025.

Further, Mr. Devender Kumar Valecha* (DIN 06847789) redesignated from Executive Director to Non-Executive Director of the company w.e.f. May 29, 2025 and thereafter resigned from the designation of Non-Executive Director of the company w.e.f. August 04, 2025.

13. BOARD MEETINGS:

During the financial year ended March 31, 2025, 06 (Six) board meetings were convened and held. The intervening gap between two board meetings was within the stipulated period of 120 days prescribed under the Companies Act, 2013 and SEBI (LODR) Regulations, 2015.

The Board of Directors and Member of various Committees were met during the year on following dates:

A. Details of Meeting of Board of Directors of the company:

Sr. No	Date of meeting	Board Strength	No. of Directors attended
1	04-04-2024	7	3
2	27-05-2024	7	6
3	23-08-2024	7	7
4	14-11-2024	9	7
5	20-02-2025	9	5
6	26-03-2025	9	6

I. Details of Meeting of members of Committees:

Sr. No	Date of meeting	Board Strength	No. of Directors attended
Audit Committee			
1	27-05-2024	3	3
2	18-09-2024	3	2
3	14-11-2024	3	2
4	24-02-2025	3	3
Corporate Social Responsibility Committee			
1	19-03-2025	3	2
Stakeholder Relationship Committee			
1	19-03-2025	3	2
Nomination and Remuneration Committee			
1	23-08-2024	3	2

In respect of all above meetings, proper notices were given, and the proceedings were properly recorded and the Minutes Book maintained for the purpose. All the recommendations of the Committee meetings were duly accepted by the Board.

B. GENERAL MEETINGS

Following are the Details of meeting of Members of the Company

Sr. No.	Date of Meeting	Type of Meeting
1	25-09-2024	Annual General Meeting

14. RETIREMENT BY ROTATION:

In accordance with the provisions of Section 152 of the Companies Act, 2013 and in terms of the Articles of Association of the Company, Mr. Pankaj Sharma (DIN: 03318951) Managing Director of the company is liable to retire by rotation and being eligible, seeks reappointment at the ensuing Annual General Meeting of the Company. Mr. Pankaj Sharma is not disqualified under Section 164(2) of the Companies Act, 2013. The Board of Directors recommends their re-appointment in the best interest of the Company.

15. SECRETARIAL STANDARDS:

The Company has complied with all the applicable provisions of Secretarial Standards on Meetings of Board of Directors (SS-1), Revised Secretarial Standards on General Meetings (SS-2) issued by Institute of Company Secretaries of India.

16. RELATED PARTY TRANSACTIONS:

During the year under review, all related party transactions entered by the Company were in ordinary course of the business and on arm's length basis.

The disclosure of material related party transactions as required under Section 134(3)(h) of the Act in form AOC-2 is enclosed as "**Annexure-I**".

The Policy on materiality of related party transactions and policy on dealing with the related party transactions are available on the Company's website at https://k2infra.com.

17. PARTICULARS OF LOANS / GUARANTEES / INVESTMENT:

The particulars of loans, guarantees and investments as per Section 186 of the Act by the Company have been disclosed in the financial statements.

18. DECLARATION BY INDEPENDENT DIRECTORS:

The Company has complied with the definition of Independence according to the provisions of Section 149(6) of the Companies Act, 2013 and the SEBI (Listing Obligations and Disclosure Requirements) Regulations, 2015. The Company has also obtained declarations from all the Independent Directors pursuant to Section 149(7) of the Companies Act, 2013 and the SEBI (Listing Obligations and Disclosure Requirements) Regulations, 2015. The Independent Directors have provided declarations that they meet the criteria of independence as laid down under Section 149(6) of the Companies Act, 2013 and the SEBI (Listing Obligations and Disclosure Requirements) Regulations, 2015.

19. FAMILIARIZATION PROGRAMME FOR INDEPENDENT DIRECTORS:

In accordance with the provisions of Regulation 25(7) of the SEBI (Listing Obligations and Disclosure Requirements) Regulations, 2015, the Company has conducted familiarization programme for its Independent Directors. The details of such familiarization programme for Independent Directors have been disclosed on the website of the Company at https://www.k2infra.com.

20. DISCLOSURE OF PARTICULARS OF EMPLOYEES AS REQUIRED UNDER RULE 5 (2) OF THE COMPANIES (APPOINTMENT AND REMUNERATION OF MANAGERIAL PERSONNEL) RULES 2014:

During the year under review, there was no employee who has drawn remuneration in excess of the limits set out under section 197 (12) of the Companies Act, 2013 read with rule 5(2) of the Companies (Appointment and Remuneration of Managerial Personnel) Rules, 2014 and Disclosures pertaining to remuneration and other details as required under Section 197 (12) of the Act read with rule 5 (1) of the Companies (Appointment and Remuneration of Managerial Personnel) Rules, 2014 is attached as "**Annexure-II**".

21. AUDITORS:

A) STATUTORY AUDITORS

Pursuant to the provisions of section 139 of the Companies Act, 2013 and rules frame there under M/s. S.N. Dhawan & Co. LLP, Chartered Accountants (FRN : 000050N/N500045) has been appointed as the Statutory Auditors of the Company for a period of five years from the conclusion of 8th Annual General Meeting held in 2023 till the conclusion of 13th Annual General Meeting of the Company to be held in 2028, at such remuneration plus applicable taxes, and out of pocket expenses, as may be determined in consultation with the Auditors and duly approved by the members of the Company.

EXPLANATION TO AUDITORS' REPORT:

The Auditors' Report to the Members for the year, under review, does not contain any qualification(s) or observation(s). The Notes on Financial Statements referred to in the Auditors' Report are self-explanatory and do not call for any further comments.

Further, the Statutory Auditors have not reported any incident of fraud to the Board of Directors of your Company during the year under review.

B) SECRETARIAL AUDITOR & SECRETARIAL AUDIT REPORT

Pursuant to the provisions of Section 204 of the Companies Act, 2013 and the Companies (Appointment and Remuneration of Managerial Personnel) Rules, 2014, the Board appointed Mr. Devender Suhag (FCS No. 9545, CP No. 26611, Peer Review No. 6991/2025), a Practicing Company Secretary in the name of M/S SMD & Co, Company Secretaries as a Secretarial Auditor of the Company for the financial year 2024-25 in the Board meeting held on May 27, 2024.

The Secretarial Audit Report for the financial year ended March 31, 2025, in the format prescribed (Form MR-3) as provided by M/s SMD & Co., Company Secretaries has been annexed to the Report (**Annexure-III**). The report does not contain any major qualification(s) or observation(s). However, there was a procedural delay in the submission of voting results pursuant to Regulation 44(3) of the said Regulations, for which a nominal penalty of ₹11,800 was levied by the Stock Exchange.

Further, the Secretarial Auditors have not reported any incident of fraud to the Board of Directors of your Company during the year under review.

C) INTERNAL AUDITOR

The Company has appointed M/s. ASA & Associates, Chartered Accountants (FRN: 009571N/N500006), Practicing Chartered Accountants as an Internal Auditor of the Company for the F.Y. 2024-25 as per the requirements of section 138 of the Companies Act, 2013 read with rule 13 of the Companies (Accounts) Rules, 2014, and other applicable provisions of the Act.

D) COST AUDITOR

Pursuant to Section 148 of the Companies Act, 2013 read with the Companies (Cost Records and Audit) Rules, 2014 the Board appointed M/s MM & Associates, Cost Accountants (Registration No. 000454) as a Cost Auditor of the company to conduct audit of cost records made and maintained by the company for financial year commencing on April 01, 2024 and ending on March 31, 2025 in the Board meeting held on August 23, 2024.

22. DISCLOSURE UNDER RULE 8 (5) OF COMPANIES ACCOUNTS RULES, 2014:

a. Disclosure of financial Summary / Highlights:

As stated in financial Results of the Directors Report.

b. Disclosure of Change in Nature of Business:

There is no change in nature of Company Business.

c. Details of Directors / Key Managerial Personnel Appointed / Resigned:

During the year under the review, following Directors / Key Managerial Personnel were Appointed / resigned:

Name	Designation	DIN	Appointment Date	Change in Designation	Date of Change in Designation
Neeraj Kumar Bansal	Executive Director	02526757	01-02-2022	Non Executive Director	27-05-2024
Devender Kumar Valecha	Additional Director	06847789	23-08-2024	Executive Director	25-09-2024
Naresh Kumar	Additional Director	09163376	23-08-2024	Executive Director	25-09-2024

d. Details of Subsidiary Companies / Joint Ventures / Associate Companies:

During the financial year under review, the Company increased its equity stake in K2 Nextgen Solutions Private Limited (CIN: U72900HR2020PTC088915) (formerly known as K2 Cloud Private Limited). Consequently, K2 Nextgen Solutions Private Limited has become a subsidiary of the Company with effect from October 09, 2024. The details of Subsidiary and Associate Companies are provided in Form AOC-1, which forms part of the Board's Report as **Annexure-IV**.

e. Details regarding Deposit covered under Chapter V of the Companies Act, 2013.

The Company has not invited any deposit other than the exempted deposit as prescribed under the provision of the Companies Act, 2013 and the rules framed there under, as amended from time to time. Hence there are no particulars to report about the deposit falling under Rule 8 (5) (v) and (VI) of Companies (Accounts) Rules, 2014.

f. Details of Deposit which are not in compliance with requirements of Chapter V of the Act.

Not Applicable.

g. Details of Significant and Material Orders passed by Regulators or Courts or Tribunals.

There was no regulatory or Court or Tribunal Order passed against the Company.

h. Internal Financial Control System :

The Company has in place adequate internal financial controls with reference to financial statements. During the year, such controls were tested and no reportable material weakness in the design or operation was observed.

i. Details of application made or any proceeding pending under the Insolvency and Bankruptcy Code, 2016.

There was no application made or any proceeding pending under the Insolvency and Bankruptcy Code, 2016 (31 of 2016) during the year, under review.

j. Disclosure with respect to Maintenance of Cost Records

Pursuant to Rule 8(5)(ix) of the Companies (Accounts) Rules, 2014, the Board of Directors confirms that the Company is required to maintain cost records as specified by the Central Government under Section 148(1) of the Companies Act, 2013 and that such accounts and records are duly maintained for the financial year 24-25.

k. During the year under review, the Company has not entered any One-Time Settlement of loans with Banks or Financial Institutions, therefore, the requirement of stating the difference between the amount of valuation done at the time of one-time settlement and the valuation done while taking loan from the Banks or Financial Institutions does not arise.

23. COMMITTEES OF BOARD:

The Company has four Committees namely, Audit Committee, Nomination and Remuneration Committee, Stakeholders Relationship Committee, Corporate Social Responsibility Committee. All the recommendations of the Committees of the Board which were mandatorily required have been accepted by the Board. The Composition of the above Committees as on March 31, 2025 are given below.

Subsequent to the year-end, the Board at its meeting held on April 30, 2025, constituted an Executive Committee to facilitate operational efficiency, with delegated powers inter alia to borrow funds, make investments, provide guarantees/securities within approved limits, and manage banking operations.

a) AUDIT COMMITTEE:

The Audit Committee was constituted on November 07, 2023. The Constitution, composition and functioning of the Audit Committee meets with the requirements of Section 177 of the Companies Act, 2013. All the recommendations of Audit Committee have been accepted by the Board of Directors of the Company. The Audit Committee comprises of:

S. No.	Name of the Director	Designation	Type of Member
1.	Mr. Ajai Kumar Singh Chauhan	Independent Director	Chairman
2.	Ms. Shipra Sharma	Independent Director	Member
3.	Mr. Rajesh Tiwari	Non-Executive Director	Member

b) STAKEHOLDER RELATIONSHIP COMMITTEE

The Stakeholder Relationship Committee was constituted on 07th November, 2023. The Constitution, composition and functioning of the Stakeholder Relationship Committee also meets with the requirements of Section 178 of the Companies Act, 2013. All the recommendations of Stakeholder Relationship Committee have been accepted by the Board of Directors of the Company. The Stakeholder Relationship Committee comprises of:

S. No.	Name of the Director	Designation	Type of Member
1.	Mr. Rajesh Tiwari	Non-Executive Director	Chairman
2.	Mr. Pankaj Sharma	Managing Director	Member
3.	Ms. Shipra Sharma	Independent Director	Member

iii) NOMINATION & REMUNERATION COMMITTEE

The Nomination & Remuneration Committee was constituted on November 07, 2023. The Constitution, composition and functioning of the Nomination & Remuneration Committee also meets with the requirements of Section 178 of the Companies Act, 2013. All the recommendations of Nomination & Remuneration Committee have been accepted by the Board of Directors of the Company. The Nomination & Remuneration Committee comprises of:

S. No.	Name of the Director	Designation	Type of Member
1.	Ms. Shipra Sharma	Independent Director	Chairman
2.	Mr. Ajai Kumar Singh Chauhan	Independent Director	Member
3.	Mr. Rajesh Tiwari	Non-Executive Director	Member

iv) CORPORATE SOCIAL RESPONSIBITY COMMITTEE

The Corporate Social Responsibility Committee was constituted on November 07, 2023. The Constitution, composition and functioning of the Corporate Social Responsibility Committee also meets with the requirements of Section 135 of the Companies Act, 2013. All the recommendations of Corporate Social Responsibility Committee have been accepted by the Board of Directors of the Company. The detail reporting is made in **Annexure-V.** The Corporate Social Responsibility Committee comprises of:

S. No.	Name of the Director	Designation	Type of Member
1.	Mr. Rajesh Tiwari	Non-Executive Director	Chairman
2.	Mr. Pankaj Sharma	Managing Director	Member
3.	Ms. Shipra Sharma	Independent Director	Member

24. INDUSTRIAL RELATIONS:

The Directors are pleased to report that the relations between the workmen and the management continued to remain cordial during the year under review.

25. DISCLOSURE UNDER THE SEXUAL HARASSMENT OF WOMEN AT WORKPLACE (PREVENTION, PROHIBITION AND REDRESSAL) ACT, 2013:

The Company has zero tolerance for sexual harassment at workplace and has adopted a policy on prevention, prohibition and redressal of sexual harassment at workplace in line with the provisions of the Sexual Harassment of Women at Workplace (Prevention, Prohibition and Redressal) Act, 2013 and the rules thereunder for prevention and redressal of complaints of sexual harassment at workplace. The Company has complied with constitution of Internal Complaints Committee under the Sexual Harassment of Women at Workplace (Prevention, Prohibition and Redressal) Act, 2013.

The Composition of Internal Complaints Committee as on March 31, 2025 was as follows:

S.No.	Name of Member	Status in Committee
1.	Ms. Jyoti Lakra*	Presiding Officer
2	Ms. Roshni Verma	Member
3	Ms. Shipra Sharma	Member
4	Mr. Deepender Hooda	External Member

The summary of the complaints received, resolved and pending for redressal is as under:

1	Number of complaints of sexual harassment received during the year	0
2	Number of complaints resolved during the year	0
3	Number of complaints pending for redressal during the year	0

*Post closure of financial year, consequent to the resignation of Ms. Jyoti Lakra, former Company Secretary and Presiding Officer of the Internal Complaints Committee (ICC), the Internal Complaints Committee were reconstituted and Ms. Jyoti Pulyani, Company Secretary will become the Presiding Officer of the ICC.

26. MATERNITY BENEFIT: RULE 8(5)(XIII) OF COMPANIES (ACCOUNT) RULES, 2014

The Company affirms that it has duly complied with all provisions of the Maternity Benefit Act, 1961, and has extended all statutory benefits to eligible women employees during the year.

27. VIGIL MECHANISM/WHISTLE BLOWER POLICY:

The Company is committed to principles of professional integrity and ethical behaviour in the conduct of its affairs. The Whistle-blower Policy provides for adequate safeguards against victimisation of director(s) / employee(s) who avail of the mechanism. It is affirmed that no person has been denied access to the Audit Committee. The Compliance officer is mandated to receive the complaints under this policy. Whistle Blower policy is available on the website of the Company at https://k2infra.com. The Policy ensures complete protection to the whistle-blower and follows a zero tolerance approach to retaliation or unfair treatment against the whistle-blower and all others who report any concern under this Policy. During the year under review, the Company did not receive any complaint of any fraud, misfeasance etc. The Company's Whistle Blower Policy (Vigil Mechanism) has also made employees aware of the existence of policies and procedures for inquiry in case of leakage of Unpublished Price Sensitive Information to enable them to report on leakages, if any.

28. RISK MANAGEMENT FRAMEWORK

The Company is aware of the risks associated with the business. It regularly analyses and takes corrective actions for managing or mitigating the same. The Company periodically reviewed to ensure smooth operation and effective management control, the key risks associated with the business and measures and steps in place to minimize the same.

29. PERFORMANCE EVALUATION:

The Board of Directors has adopted a Nomination and Remuneration Policy in terms of the provisions of sub- section (3) of Section 178 of the Act dealing with appointment and remuneration of Directors, Key Managerial Personnel and Senior Management Personnel. The policy covers criteria for determining qualifications, positive attributes, independence and remuneration of Directors, Key Managerial Personnel and Senior Management Personnel. The Nomination and Remuneration Policy of the Company is hosted on the Company's website under the web link https://k2infra.com.

30. BOARD EVALUATION:

The Company has devised a Board Evaluation Framework for performance evaluation of Independent Directors, Board, Non-Independent Directors and Managing Director of the Company. Pursuant to this framework, the Board has carried out the annual evaluation of its own performance as well as the evaluation of the working of its Committees and individual Directors, including Managing Director of the Board. This exercise was carried out through a structured questionnaire prepared separately for Board, Committee and individual Directors. The questionnaire for Board evaluation was prepared taking into consideration various aspects of the Board's functioning such as understanding of Board members of their roles and responsibilities, time devoted by the Board to Company's long-term strategic issues, quality and transparency of Board discussions, quality, quantity and timeliness of the information flow between Board members and management, Board's effectiveness in disseminating information to shareholders and in representing shareholder interests, Board information on industry trends and regulatory developments and discharge of fiduciary duties by the Board.

The Board acknowledged certain key improvement areas emerging through this exercise and action plans to address these are in progress.

Further, the Board has expressed its satisfaction and has been thankful to all its Independent Directors for sharing their knowledge and expertise which has been proved beneficial towards the progress of the Company.

31. ANNUAL RETURN:

The Annual Return of the Company is displayed on website of the Company i.e. https://k2infra.com.

32. MANAGEMENT DISCUSSION AND ANALYSIS REPORT:

Management Discussion and Analysis Report for the financial year 2024-25, as stipulated under Regulation 34(2)(e) of the SEBI (Listing Obligations and Disclosure Requirements) Regulations, 2015 is presented in a separate section forming part of this Annual Report.

33. CONSERVATION OF ENERGY, TECHNOLOGY ABSORPTION, FOREIGN EXCHANGE EARNINGS AND OUTGO

In accordance with the requirements of Sub-section (3) Sub-clause (m) of section 134 of the Companies Act, 2013, read with Companies (Accounts) Rules, 2014, particulars with respect to conservation of energy, technology absorption, foreign exchange earnings and outgo are as follows:

(A) CONSERVATION OF ENERGY:

i. The steps taken or impact on conservation of energy:

a. Shutting off the lights and systems when not in use.

b. Minimizing the usage of papers.

c. Counsel employees on optimum utilization of air conditioning by maintaining optimum temperature.

ii. The steps taken by the company for utilizing alternate sources of energy:

The Company is not utilizing any alternate source of energy.

iii. The capital investment on energy conservation equipment:

The Company has not made any Capital Investment on energy conservation equipments.

(B) TECHNOLOGY ABSORPTION AND RESEARCH AND DEVELOPMENT:

The Company does not undertake any activities relating to technology absorption.

(C) FOREIGN EXCHANGE OUTFLOW & INFLOW (ON ACCRUAL BASIS):

(Amount in INR Lakhs)

i. Foreign Exchange Earnings: Nil

ii. Foreign Exchange Outgo: Nil

iii. Advance to Supplier: Nil

34. CORPORATE GOVERNANCE REPORT:

The Company is covered under criteria of Regulation 15(2)(b) of SEBI (Listing Obligations & Disclosure Requirements) Regulations, 2015, and is not required to provide 'Report on Corporate Governance'.

35. OTHERS:

No Employee stock option was issued.

No Sweat Equity Shares were issued.

No amount was required to be transferred to Investor Education and Protection Fund.

Various policies required are disclosed on the website of the Company namely https://k2infra.com/

Other Disclosures required to be made in the Directors Report are either nil or not applicable.

36. POLICY ON DIRECTORS' APPOINTMENT AND REMUNERATION AND OTHER DETAILS:

The Company's policy on appointment of Directors is available on the Company's website at https://k2infra.com

The policy on remuneration and other matters provided in Section 178(3) of the Act is available on the Company's website at https://k2infra.com

37. HUMAN RESOURCE

Employees are the most important assets of the organization. The human resource policy of the company is designed with the objective to attract and retain best talents available in the industry. The management conducts various training programs on a frequent basis to enhance the skill sets of employees. The Company has a transparent performance appraisal system which tries to make an objective assessment of employees' performance and requirement for further training. The objective of HR policy is to attract, motivate and develop a competent talent pool, provide conducive environment to perform and to ensure optimum utilization of human capital to become the best place to work. The policy is designed to provide a balanced working environment and to promote diversity in work force. The Company has designed a succession plan for future leadership roles emerging in the organization.

38. CORPORATE GOVERNANCE:

The Company understands and respects its fiduciary role and responsibility towards its stakeholders and society at large and strives to serve their interests, resulting in creation of value for all its stakeholders. The Company has been listed on SME Emerge Platform of NSE and by virtue of Regulation 15 of SEBI (Listing obligations and disclosure requirements) Regulations, 2015 ("LODR") the compliance with the corporate governance provisions as specified in Regulation 17 to 27 and clauses (b) to (i) of sub-regulation (2) of Regulation 46 and Para C, D and E of Schedule V are not applicable to the Company. Hence, the Corporate Governance Report does not form part of this Annual Report.

39. STRUCTURED DIGITAL DATABASE

SEBI, vide SEBI (Prohibition of Insider Trading) (Amendment) Regulations, 2018, introduced the concept of Structured Digital Database which came into effect from 1st April, 2019. As per Regulation 3(5) of SEBI (PIT) Regulations, 2015, the organisation is required to maintain Structured Digital Database.

As per Regulation 3(2A) of the PIT Regulations, 2015, an intermediary/ fiduciary /other entity shall maintain a separate Structured Digital Database internally, for recording details of:

- The UPSI shared and persons with whom such UPSI is shared;
- The UPSI shared and the persons who have shared such UPSI with the intermediary/ fiduciary/ entity.

The company is maintaining the Structural Digital Database (SDD) internally with adequate internal controls and checks such as time stamping and audit trails to ensure non-tampering of the database in compliance with SEBI (PIT) Regulations, 2015.

40. REPORTING OF FRAUDS

During the year under review, the Statutory Auditor has not reported any frauds to the Audit Committee under Section 143(12) of the Companies Act, 2013 any fraud.

41. ENVIRONMENT AND SAFETY

The Company is conscious of the importance of environmentally clean and safe operations. The Company's policy required to conduct operations in such a manner, so as to ensure safety of all concerned compliances, environmental regulations and preservation of natural resources.

42. APPRECIATION & ACKNOWLEDGEMENT:

Your Directors wish to place on record their gratitude to Shareholders for the confidence reposed by them and thank all the Clients, and other business associates, regulatory and Government authorities for their continued support and contribution to the Company's growth. The Directors also wish to express their appreciation for the efficient and loyal services rendered by each and every employee, without whose whole-hearted efforts, the overall satisfactory performance would not have been possible. Your Board appreciates the precious support provided by the Auditors and Consultants. The Company will make every effort to meet the aspirations of its Shareholders

For K2 Infragen Limited

Pankaj Sharma
Managing Director
DIN: 03318951
Date: August 27, 2025
Place: Gurugram

For K2 Infragen Limited

Naresh Kumar
Director
DIN: 09163376
Date: August 27, 2025
Place: Gurugram

Annexure- I

Form No. AOC.2

(Pursuant to clause (h) of sub section (3) OF The section 134 of the Companies Act, 2013 ("The Act") and Rule 8(2) of the Companies (Accounts) Rule, 2014)

Form for the Disclosure of particulars of contracts/arrangements entered into by the Company with related parties referred to in sub section (1) of section 188 of the Companies Act, 2013 including certain arm's length transaction under third proviso thereto.

1. Details of Contracts or arrangements or transactions not at Arm's length basis. NIL

2. Details of Contracts or arrangements or transactions at Arm's length basis. As below:-

[All Amounts are in Lakhs]

Sr. No	Name(s) of the related party and nature of relationship	Nature of contracts/ arrangements/ transactions	Duration of the contracts / arrangements/ transactions	Salient terms of the Contracts or arrangements or transactions including the value, if any	Date of Approval by the Board, if any	Amount paid in advance, if any
1	K2 Recyclers Private Limited	Unsecured loan - Taken	NA	185.88	NA	NA
2	K2 Recyclers Private Limited	Unsecured loan - Repaid	NA	60.00	NA	NA
3	K2 Recyclers Private Limited	Unsecured loan - Given	NA	253.60	NA	NA
4	K2 Recyclers Private Limited	Unsecured loan- Received	NA	253.60	NA	NA
5	K2 Recyclers Private Limited	Interest on loan Given	NA	1.83	NA	NA
6	K2 Recyclers Private Limited	Purchases	NA	0.04	NA	NA
7	K2 Recyclers Private Limited	Interest on loan taken	NA	2.67	NA	NA
8	K2 Nextgen Solutions Private Limited (previously known as K2 Cloud Private Limited)	Unsecured Loan-Given	NA	3.43	NA	NA
9	K2 Nextgen Solutions Private Limited (previously known as K2 Cloud Private Limited)	Unsecured Loan-Received	NA	3.43	NA	NA
10	K2 Nextgen Solutions Private Limited (previously known as K2 Cloud Private Limited)	Unsecured Loan-Taken	NA	27.02	NA	NA
11	K2 Nextgen Solutions Private Limited (previously known as K2 Cloud Private Limited)	Unsecured Loan-Repaid	NA	11.71	NA	NA

[All Amounts are in Lakhs]

Sr. No	Name(s) of the related party and nature of relationship	Nature of contracts/ arrangements/ transactions	Duration of the contracts / arrangements/ transactions	Salient terms of the Contracts or arrangements or transactions including the value, if any	Date of Approval by the Board, if any	Amount paid in advance, if any
12	K2 Nextgen Solutions Private Limited (previously known as K2 Cloud Private Limited)	Interest on loan given	NA	0.57	NA	NA
13	K2 Nextgen Solutions Private Limited (previously known as K2 Cloud Private Limited)	Interest on loan taken	NA	0.49	NA	NA
14	K2 Nextgen Solutions Private Limited (previously known as K2 Cloud Private Limited)	Investment made during the year	NA	34.24	NA	NA
15	Pankaj Sharma	Unsecured loan - Repaid	NA	28.95	NA	NA
16	Pankaj Sharma	Reimbursement Expenses	NA	4.30	NA	NA
17	Pankaj Sharma	Salary	NA	53.77	NA	NA
18	Rajesh Tiwari	Sitting Fees	NA	1.20	NA	NA
19	Rajesh Tiwari	Reimbursement Expenses	NA	2.37	NA	NA
20	Neeraj Kumar Bansal	Sitting Fees	NA	0.20	NA	NA
21	Priya Sharma	Salary- Paid	NA	20.00	NA	NA
22	Sagar Bhatia	Sitting Fee	NA	0.50	NA	NA
23	Shipra Sharma	Sitting Fee	NA	0.50	NA	NA
24	Ajai Kumar Singh Chauhan	Sitting Fee	NA	0.80	NA	NA
25	Priyanka Pareek	Salary	NA	26.60	NA	NA
26	Priyanka Pareek	Reimbursement Expenses	NA	2.69	NA	NA
27	Jyoti Lakra	Salary	NA	8.39	NA	NA
28	Jyoti Lakra	Reimbursement Expenses	NA	0.22	NA	NA
29	Devender Kumar Valecha	Salary	NA	29.17	NA	NA
30	Devender Kumar Valecha	Reimbursement Expenses	NA	0.77	NA	NA
31	Naresh Kumar	Salary	NA	41.84	NA	NA
32	Naresh Kumar	Reimbursement Expenses	NA	7.89	NA	NA
33	Rohit Pareek	Salary	NA	3.99	NA	NA
34	Rohit Pareek	Reimbursement Expenses	NA	1.13	NA	NA
35	Vineet Sharma	Salary	NA	17.50	NA	NA
36	Vineet Sharma	Reimbursement Expenses	NA	8.66	NA	NA

For K2 Infragen Limited

Pankaj Sharma
Managing Director
DIN: 03318951
Date: August 27, 2025
Place: Gurugram

For K2 Infragen Limited

Naresh Kumar
Director
DIN: 09163376
Date: August 27, 2025
Place: Gurugram

Annexure-II

PARTICULARS PURSUANT TO SECTION 197(12) OF THE COMPANIES ACT, 2013 READ WITH RULE 5 OF THE COMPANIES (APPOINTMENT & REMUNERATION OF MANAGERIAL PERSONNEL) RULES, 2014

i. The ratio of the remuneration of each director to the median employee's remuneration for the financial year and such other details as prescribed is as given below:

S. No.	Name	Ratio
1	Pankaj Sharma (Managing Director)	12.45
2	Priya Sharma (Director)	4.63
3	Naresh Kumar (Director)	9.69

*Median Salary of employees during financial year 2024-25: ₹ 4,32,000/-

ii. The percentage increase in remuneration of each director, Chief Financial Officer, Chief Executive Officer, Company Secretary or Manager, if any, in the financial year:

S.No.	Name	Designation	Increase/decrease
1	Pankaj Sharma	Managing Director	11%
2	Priya Sharma	Executive Director	2%
3	Rajesh Tiwari	Non-Executive Director	NA
4	Devender Kumar Valecha	Executive Director	NA
5	Naresh Kumar	Executive Director	12%
6	Neeraj Kumar Bansal	Non-Executive Director	NA
7	Ajai Kumar Singh Chauhan	Independent and Non-Executive Director	NA
8	Shipra Sharma	Independent and Non-Executive Director	NA
9	Sagar Bhatia	Independent and Non-Executive Director	NA
10	Priyanka Pareek	CFO	3%
11	Jyoti Pulyani	Company Secretary	NA

iii. The percentage Increase in the median remuneration of employees in the financial year: 11%

iv. The number of permanent employees on the rolls of add - as on March 31, 2025 : 98

v. The average percentage increase made in the salary of the employees including managerial personnel in the FY 24-25 is 11%

vi. The key parameters for any variable component of remuneration availed by the directors: Nil

vii. If remuneration is as per the remuneration policy of the company: Yes

viii. As per rule 5(3) of the Companies (Appointment and Remuneration) Rules, 2014, employees who draw salary exceeding the limit of ₹1.02 Crores is as follows: None

For K2 Infragen Limited

Pankaj Sharma
Managing Director
DIN: 03318951
Date: August 27, 2025
Place: Gurugram

For K2 Infragen Limited

Naresh Kumar
Director
DIN: 09163376
Date: August 27, 2025
Place: Gurugram

Annexure-III

FORM NO. MR-3

SECRETARIAL AUDIT REPORT

FOR THE FINANCIAL YEAR ENDED 31st MARCH, 2025

[Pursuant to Section 204(1) of the Companies Act, 2013 and Rule No. 9 of the Companies (Appointment and Remuneration of Managerial Personnel) Rules, 2014]

To,
The Members,
K2 INFRAGEN Limited
CIN: L74110HR2015PLC076796
Regd. off.: Unit No. 7, 5th Floor, Tower 2,
Capital Business Park, Sector-48, Gurgaon,
Sadar Bazar, Haryana, India, 122001

I have conducted the secretarial audit of the compliance of applicable statutory provisions and adherence to good corporate practices by **K2 INFRAGEN LIMITED** having **CIN: L74110HR2015PLC076796**) (hereinafter called "**the Company**") for the financial year ended on March 31, 2025 ('**Audit Period**'). Secretarial Audit was conducted in a manner that provided me a reasonable basis for evaluating the corporate conducts/statutory compliances and expressing my opinion thereon.

Based on my verification of the Company's books, papers, minute books, forms and returns filed and other records maintained by the Company and also the information provided by the Company, its officers, agents and authorized representatives during the conduct of secretarial audit.

I hereby report that in my opinion, the Company has, during the Audit Period:

- complied with the statutory provisions listed hereunder and
- proper Board-processes and compliance mechanism in place;

to the extent, in the manner and subject to the reporting made hereinafter:

I have examined the books, papers, minute books, forms and returns filed and other records maintained by the Company for the financial year ended on March 31, 2025 according to the provisions of:

1. The Companies Act, 2013 ('the Act') and the rules made thereunder including any re-enactment thereof;

2. The Securities Contracts (Regulation) Act, 1956 ('SCRA') and the rules made thereunder; to the extent applicable;

3. The Depositories Act, 1996 and the Regulations and bye- laws framed thereunder;

4. Foreign Exchange Management Act, 1999 and the rules and regulations made thereunder to the extent of Foreign Direct Investment, Overseas Direct Investment and External Commercial Borrowings; (**Not applicable to the Company during the review period**)

5. The following Regulations and Guidelines prescribed under the Securities and Exchange Board of India Act, 1992 ('SEBI Act'):-

   a) Securities and Exchange Board of India (Listing Obligations and Disclosure Requirements) Regulations, 2015 to the extent applicable;

   b) The Securities and Exchange Board of India (Substantial Acquisition of Shares and Takeovers) Regulations, 2011; to the extent applicable;

   c) Securities and Exchange Board of India (Prohibition of Insider Trading) Regulations, 2015;

   d) The Securities and Exchange Board of India (Issue of Capital and Disclosure Requirements) Regulations, 2018; to the extent applicable;

   e) The Securities and Exchange Board of India (Share Based Employee Benefits and Sweat Equity) Regulations, 2021; (**Not applicable to the Company during the review period**);

   f) The Securities and Exchange Board of India (Issue and Listing of Debt Securities) Regulations,2008; (**Not applicable to the Company during the review period**);

   g) The Securities and Exchange Board of India (Registrars to an Issue and Share Transfer Agents) Regulations, 1993 regarding the Companies Act and dealing with client; ; to the extent applicable;

   h) Securities and Exchange Board of India (Buyback of Securities) Regulations, 2018; (**Not applicable to the Company during the review period**);

i) The Securities and Exchange Board of India (Delisting of Equity Shares) Regulations, 2009; (**Not applicable to the Company during the review period**) and

j) Securities and Exchange Board of India (Issue and Listing of Non-Convertible Securities) Regulations, 2021. (**Not applicable to the Company during the review period**)

6. The other applicable laws, as informed and certified by the Management of the Company:

   i. The Indian Tolls Act, 1851

   ii. The National Highway Act, 1956

   iii. The Building and Other Construction Workers (Regulation of Employment and Conditions of Service) Act, 1996;

   iv. The Contract Labour (Regulation and Abolition) Act, 1970;

   v. Environment Protection Act, 1986;

   vi. The Indian Electricity Act, 2003;

I have also examined compliance with the applicable clauses of the Secretarial Standard on Meetings of the Board of Directors and on General Meetings issued by the Institute of Company Secretaries of India, with which the Company has generally complied with.

During the Audit Period, the Company has complied with the provisions of the Act, Rules, Regulations and Guidelines to the extent applicable, as mentioned above, except that a penalty of Rs.11, 800 has been imposed on Company for non –compliance of Regulation 44(3) of the SEBI (Listing Obligations and Disclosure Requirements) Regulations 2015 for delay in submission of the voting results of the General Meeting.

I further report that

The Board of Directors of the Company is duly constituted with proper balance of Executive Directors, Non-Executive Directors and Independent Directors including Woman Director. The changes that took place during the year under review in the composition of the Board of Directors were carried out in compliance with the provisions of the Act.

Adequate notices were given to all directors to schedule the Board Meetings; agenda and detailed notes on agenda were sent in 7 days in advance of the meetings in compliance of the Secretarial Standards on Meetings of Board of Directors and provisions of the Act. During the year under consideration, the Company has convened few meetings at were called at shorter notice duly complying with the provisions of the Secretarial Standards on Meetings of Board of Directors and provisions of the Act. The Company has a system in place for seeking and obtaining further information and clarifications on the agenda items before the meeting for meaningful participation at the meeting.

Board decisions were carried out with unanimously consent and duly captured and recorded as part of the minutes, where ever given by Board members.

I further report that based on the information provided by the Company, its officers and authorised representatives during the conduct of the audit, there are adequate systems and processes in the company commensurate with the size and operations of the company to monitor and ensure compliance with applicable laws, rules, regulations and guidelines.

I, further report that during the audit period there were no specific events/actions having a major bearing on the company's affairs in pursuance of the above referred laws, rules, regulations, guidelines, standards have taken place.

This report is to be read with the letter of even date which is annexed as **Annexure - A** which forms an integral part of this report.

For SMD and Co.
Practicing Company Secretaries
CS Devender Suhag
FCS No. 9545
CP No.26611
Peer Review No: 6991/2025
UDIN: F009545G000978007

Place: Gurgaon
Date: 11/08/2025

Annexure A

To,
The Members,
K2 INFRAGEN Limited
CIN: L74110HR2015PLC076796
Regd. off.: Unit No. 7, 5th Floor, Tolr 2,
Capital Business Park, Sector-48, Gurgaon,
Sadar Bazar, Haryana, India, 122001

Auditor's responsibility

Based on audit, my responsibility is to express an opinion on the compliance with the applicable laws and maintenance of records by the Company. I conducted my audit in accordance with the auditing standards CSAS 1 to CSAS 4 ("CSAS") prescribed by the Institute of Company Secretaries of India ("ICSI"). These standards require that the auditor complies with statutory and regulatory requirements and plans and performs the audit to obtain reasonable assurance about compliance with applicable laws and maintenance of records.

Due to inherent limitation of an audit including internal, financial and operating control, there is an unavoidable risk that some misstatements or material non-compliances may not be detected, even though the audit is properly planned and performed in accordance with CSAS. My report of even date is to be read along with this letter.

(1) Maintenance of secretarial record is the responsibility of the management of the company. My responsibility is to express an opinion on these secretarial records based on my audit.

(2) I have followed the audit practices and processes as were appropriate to obtain reasonable assurance about the correctness of the contents of the Secretarial records. The verification was done on test basis to ensure that correct facts are reflected in secretarial records. I believe that the processes and practices, I followed provide a reasonable basis for my opinion.

(3) I have not verified the correctness and appropriateness of financial records and Books of Accounts of the company and for which I relied on the report of statutory auditor.

(4) Where ever required, I have obtained the Management representation about the compliance of laws, rules and regulations and happening of events etc.

(5) The compliance of the provisions of Corporate and other applicable laws, rules, regulations, standards is the responsibility of management. Our examination was limited to the verification of procedures on test basis.

(6) The Secretarial Audit report is neither an assurance as to the future viability of the company nor of the efficacy or effectiveness with which the management as conducted the affairs of the company.

For SMD and Co.
Practicing Company Secretaries
CS Devender Suhag
FCS No. 9545
CP No.26611
Peer Review No: 6991/2025
UDIN: F009545G000978007

Place: Gurgaon
Date: 11/08/2025

Annexure-IV

Form No. AOC.1

(Pursuant to first proviso to sub-section (3) of section 129 read with rule 5 of Companies (Accounts) Rules, 2014)

Statement containing salient features of the financial statement of Subsidiaries/associate companies/joint ventures

Part "A": Subsidiaries

(Information in respect of each subsidiary to be presented with amounts in 'Lakhs')

Sl. No.	Particulars	Details
1.	Name of the subsidiary	K2 Nextgen Solutions Private Limited(Previously known as K2 Cloud Private Limited)
2.	Reporting period for the subsidiary concerned, if different from the holding company's reporting period	31st March, 2025
3.	Reporting currency and Exchange rate as on the last date of the relevant financial year in the case of foreign subsidiaries	-
4.	Share capital (as on 31st March, 2025)	50
5.	Reserves & surplus	(26.40)
6.	Total assets	30.48
7.	Total Liabilities	6.88
8.	Investments	-
9.	Turnover	34.78
10.	Profit/(Loss) before taxation	0.24
11.	Provision for taxation (Deferred Tax assets)	-
12.	Profit after taxation	0.24
13.	Proposed Dividend	-
14.	% of shareholding	69.47

Part "B": Associates and Joint Ventures:

Statement pursuant to Section 129 (3) of the Companies Act, 2013 related to Associate Companies and Joint Ventures

(Amounts in 'Lakhs')

Name of associates/Joint Ventures	K2 Recyclers Private Limited
1. Latest audited Balance Sheet Date	31st March, 2025
2. Shares of Associate/Joint Ventures held by the company on the year end	
No.	5,18,965
Amount of Investment in Associates/Joint Venture	₹51.90/-
Extend of Holding%	44.27%
3. Description of how there is significant influence	Control of more than 20% of total share capital
4. Reason why the associate/joint venture is not consolidated	NA
5. Net worth attributable to shareholding as per latest audited Balance Sheet	-
6. Profit/Loss for the year	
i. Considered in Consolidation	-10.61
ii. Not Considered in Consolidation	-

For K2 Infragen Limited

Pankaj Sharma
Managing Director
DIN: 03318951
Date: August 27, 2025
Place: Gurugram

For K2 Infragen Limited

Naresh Kumar
Director
DIN: 09163376
Date: August 27, 2025
Place: Gurugram

Annexure-V

Annual Report on CSR Activities

1. Brief outline of the Company CSR policy and projects or programs:

   The Board of Directors has formed the CSR Committee to look after CSR activities. The Company has framed the policy which is made available at the website of Company https://www.k2infra.com. This CSR Policy outlines the Company's responsibility as a corporate citizen and lays down the guidelines and mechanism for undertaking activities for welfare & sustainable development of the community at large. It is Company's conscious strategy to design and implement CSR programs that encompass the disadvantaged sections of society. This Policy shall apply to all CSR initiatives and activities taken up by the Company, for the benefit of different segments of the society. During the year under review, the Company carried out the various programs or projects which are given herein below.

2. Composition of CSR committee duly formed by board and CSR Policy adopted by the board are disclosed at the website of the Company https://www.k2infra.com.

3. The details of Impact assessment of CSR projects carried out in pursuance of sub-rule (3) of rule 8 of the Companies (Corporate Social Responsibility Policy) Rules, 2014, if applicable (attach the report).

   Not applicable for the financial year under review.

4. Details of the amount available for set off in pursuance of sub-rule (3) of rule 7 of the Companies (Corporate Social Responsibility Policy) Rules, 2014 and amount required for set off for the financial year, if any:

S.No.	Financial Year	Amount available for set-off from preceding financial years(₹ In Lakhs)	Amount required to be set-off for the financial year, if any(₹ In Lakhs)
		Nil	

5. Average net profit of the Company for last three financial years as per section 135(5) (i.e. for FY 2021-22, FY 2022-23, FY 2023-24): ₹10,63,54,195/-

6. a) Two percent of average net profit of the Company as per section 135(5): ₹21,27,084/-

   b) Surplus arising out of the CSR projects or programs or activities of the previous financial years: Nil

   c) Amount required to be set off for the financial year, if any: Nil

   d) Total CSR obligation for the financial year (6a+6b-6c): ₹21,27,084/-

7. a) CSR amount spent or unspent for the financial year:

(Amount in ₹ Lakhs)

Total Amount Spent for the Financial Year	Amount Spent				
	Total Amount transferred to Unspent CSR Account as per section 135(6)		Amount transferred to any fund specified under Schedule VII as per second proviso to section 135(5)		
	Amount	Date of Transfer	Name of the Fund	Amount	Date of Transfer
₹ 21,30,000	-	-	-	-	-

   b) Details of CSR amount spent against ongoing projects for the financial year:

S. No.	Name of project	Item from the list of activities in schedule VII of the Act	Local Area	Location of Project	Mode of implementation Direct (yes/no)	Mode of Implementation through implementing agency	
						Name	CSR Registration Number
1	Plantation and Prevention of Environment Pollution Skill Development of Deprived Section of Community	Clause (iv) and Clause (ii)	No	All over India	No	AKASHIGANGA FOUNDATION	CSR00011882

S. No.	Name of project	Item from the list of activities in schedule VII of the Act	Local Area	Location of Project	Mode of implementation Direct (yes/no)	Mode of Implementation through implementing agency	
						Name	CSR Registration Number
2	Education of Children	Clause (ii)	No	Delhi	No	JAN JAGRATI SEVARTH SANSTHAN	CSR00006903

c) Details of CSR amount spent against other than ongoing projects for the financial year:

S. No.	Name of project	Item from the list of activities in schedule VII of the Act	Local Area	Location of Project		Mode of implementation Direct (yes/no)	Mode of Implementation through implementing agency	
				State	District		Name	CSR Registration Number
1	-	-	-	-	-	-	-	-

d) Amount spent in Administrative Overheads: Not Applicable

e) Amount spent on Impact Assessment, if applicable: Not Applicable

f) Total amount spent for the Financial Year (7b+7c+7d+7e): ₹21,30,000

g) Excess amount for set off, if any:

S.No.	Particulars	Amount (in Rs.)
i)	Two percent of average net profit of the Company as per section 135(5)	21,27,084
ii)	Total amount spent for the Financial Year	21,30,000
iii)	Excess amount spent for the Financial Year [(ii)-(i)]	2,916
iv)	Surplus arising out of the CSR projects or programmes or activities of the previous financial years, if any	NIL
v)	Amount available for set off in succeeding financial years [(iii)-(iv)]	2,916

8 a) Details of Unspent CSR amount for the preceding three financial years:

S.No	Preceding Financial Year	Amount transferred to Unspent CSR Account as per section 135(6)	Amount spent in the reporting Financial Year	Amount transferred to any fund specified under Schedule VII as per second provison to section 135(6)	Amount remaining to be spent in succeeding Name of financial years
			NIL		

b) Details of CSR amount spent in the Financial year for ongoing projects of the preceding financial year(s):

S. No.	Project ID	Name of project	Financial Year in which project was Commenced	Project duration	Total Amount allocated for the project	Amount Spent on the project in the reporting financial year	Cumulative amount spent at the end of the reporting financial year	Status of the project – Completed / on-going
				Not Applicable				

9. In case of creation or acquisition of capital asset, furnish the details relating to the asset so created or acquired through CSR spent in the financial year (asset-wise details): Not Applicable

10. Specify the reason(s), if the Company has failed to spend two percent of the average net profit as per section 135(5): Not Applicable

For K2 Infragen Limited

Pankaj Sharma
Managing Director
DIN: 03318951
Date: August 27, 2025
Place: Gurugram

For K2 Infragen Limited

Naresh Kumar
Director
DIN: 09163376
Date: August 27, 2025
Place: Gurugram

INDEPENDENT AUDITOR'S REPORT

To the Members of
K2 Infragen Limited
(Previously known as K2 Infragen Private Limited)

Report on the Audit of the Standalone Financial Statements

Opinion

We have audited the standalone financial statements of K2 Infragen Limited (Previously known as K2 Infragen Private Limited) ("the Company"), which comprise the Standalone Balance Sheet as at 31 March 2025, the Standalone Statement of Profit and Loss (including Other Comprehensive Income), the Standalone Statement of Changes in Equity and the Standalone Statement of Cash Flows for the year then ended, and notes to the standalone financial statements, including a summary of material accounting policies information and other explanatory information (the "Standalone Financial Statements").

In our opinion and to the best of our information and according to the explanations given to us, the aforesaid Standalone Financial Statements give the information required by the Companies Act, 2013 ("the Act") in the manner so required and give a true and fair view in conformity with the Indian Accounting Standards prescribed under section 133 of the Act read with the Companies (Indian Accounting Standards) Rules, 2015, as amended ("Ind AS"), and other accounting principles generally accepted in India, of the state of affairs of the Company as at 31 March 2025, and its standalone profit, standalone total comprehensive income, the standalone changes in equity and its standalone cash flows for the year ended on that date.

Basis for Opinion

We conducted our audit of the standalone financial statements in accordance with the Standards on Auditing (SAs) specified under section 143(10) of the Act. Our responsibilities under those Standards are further described in the Auditor's Responsibility for the Audit of the Standalone Financial Statements section of our report. We are independent of the Company in accordance with the Code of Ethics issued by the Institute of Chartered Accountants of India ("the ICAI") together with the ethical requirements that are relevant to our audit of the standalone financial statements under the provisions of the Act and the Rules made thereunder, and we have fulfilled our other ethical responsibilities in accordance with these requirements and the ICAI's Code of Ethics. We believe that the audit evidence we have obtained is sufficient and appropriate to provide a basis for our audit opinion on the standalone financial statements.

Key Audit Matters

Key audit matters are those matters that, in our professional judgment, were of most significance in our audit of the standalone financial statements of the current period. These matters were addressed in the context of our audit of the standalone financial statements as a whole, and in forming our opinion thereon, and we do not provide a separate opinion on these matters. We have determined the matters described below to be the key audit matters to be communicated in our report.

Sr. No.	Key Audit Matter	Auditor's Response
1.	**Revenue Recognition for Construction Contracts:** (Refer note 2 and note 23 to the standalone financial statements) Ind AS 115 requires the Company to apply significant judgements in estimating revenue to be recognized on contracts with customers, including estimation of costs to complete. The company recognizes revenue on the basis of stage of completion in proportion to the contract costs incurred at balance sheet date, relative to the total estimated costs of the contract at completion. The recognition of revenue is therefore dependent on estimates in relation to the total estimated costs of each such contract.	**Principal audit procedures performed:** We have performed the following principal audit procedures: Obtained and read contract documents for each selection, change orders, and other documents that were part of the agreement. Identified significant terms and deliverables in the contract to assess management's conclusions regarding (i) identification of distinct performance obligations; (ii) changes to costs to complete as work progresses and as a consequence of change orders; (iii) the impact of change orders on the transaction price; and (iv) the evaluation of the adjustment to the transaction price on account of variable consideration.

Sr. No.	Key Audit Matter	Auditor's Response
	Significant judgements are involved in determining the expected losses, when such losses become probable based on the expected total contract cost. Cost contingencies are included in these estimates to take into account specific risks of uncertainties or disputed claims against the Company arising within each contract. These contingencies are reviewed by the Management on a regular basis throughout the life of the contract and adjusted where appropriate. The revenue on contracts may also include variable consideration (variations and claims). Variable consideration is recognised when the recovery of such consideration is highly probable.	Compared costs incurred with Company's estimates of costs incurred to date to identify significant variations and evaluated whether those variations have been considered appropriately in estimating the remaining costs to complete the contract. Tested the estimate for consistency with the status of delivery of milestones and customer acceptance to identify possible delays in achieving milestones, which require changes in estimated costs or efforts to complete the remaining performance obligation.

Information Other than the Standalone Financial Statements and Auditor's Report Thereon

The Company's Board of Directors is responsible for the other information. The other information comprises the information included in the Director's Report but does not include the standalone financial statements and our auditor's report thereon. The Director's report is expected to be made available to us after the date of this auditor's report.

Our opinion on the standalone financial statements does not cover the other information and we will not express any form of assurance conclusion thereon. In connection with our audit of the standalone financial statements, our responsibility is to read the other information identified above when it becomes available and, in doing so, consider whether the other information is materially inconsistent with the standalone financial statements, or our knowledge obtained in the audit or otherwise appears to be materially misstated.

When we read the Director's Report, if we conclude that there is a material misstatement therein, we are required to communicate the matter to those charged with governance and shall comply with the relevant applicable requirement of SA 720 (Revised), 'The Auditor's Responsibilities Relating to Other Information'.

Responsibilities of Management and Those Charged with Governance for the Standalone Financial Statements

The Company's Board of Directors is responsible for the matters stated in section 134(5) of the Act with respect to the preparation of these standalone financial statements that give a true and fair view of the financial position, financial performance including other comprehensive income, cash flows and changes in equity of the Company in accordance with the Ind AS and other accounting principles generally accepted in India. This responsibility also includes maintenance of adequate accounting records in accordance with the provisions of the Act for safeguarding the assets of the Company and for preventing and detecting frauds and other irregularities; selection and application of appropriate accounting policies; making judgments and estimates that are reasonable and prudent; and design, implementation and maintenance of adequate internal financial controls, that were operating effectively for ensuring the accuracy and completeness of the accounting records, relevant to the preparation and presentation of the standalone financial statement that give a true and fair view and are free from material misstatement, whether due to fraud or error.

In preparing the standalone financial statements, the Management and Board of Directors are responsible for assessing the Company's ability to continue as a going concern, disclosing, as applicable, matters related to going concern and using the going concern basis of accounting unless management either intends to liquidate the Company or to cease operations, or has no realistic alternative but to do so.

The Board of Directors are also responsible for overseeing the Company's financial reporting process.

Auditor's Responsibility for the Audit of the Standalone Financial Statements

Our objectives are to obtain reasonable assurance about whether the standalone financial statements as a whole are free from material misstatement, whether due to fraud or error, and to issue an auditor's report that includes our opinion. Reasonable assurance is a high level of assurance but is not a guarantee that an audit conducted in accordance with SAs will always detect a material misstatement when it exists. Misstatements can arise from fraud or error and are considered material if, individually or in the aggregate, they could reasonably be expected to influence the economic decisions of users taken on the basis of these standalone financial statements.

As part of an audit in accordance with SAs, we exercise professional judgment and maintain professional skepticism throughout the audit. We also:

- Identify and assess the risks of material misstatement of the standalone financial statements, whether due to fraud

or error, design and perform audit procedures responsive to those risks, and obtain audit evidence that is sufficient and appropriate to provide a basis for our opinion. The risk of not detecting a material misstatement resulting from fraud is higher than for one resulting from error, as fraud may involve collusion, forgery, intentional omissions, misrepresentations, or the override of internal control.

- Obtain an understanding of internal financial control relevant to the audit in order to design audit procedures that are appropriate in the circumstances. Under section 143(3)(i) of the Act, we are also responsible for expressing our opinion on whether the Company has adequate internal financial controls system over financial reporting in place and the operating effectiveness of such controls.
- Evaluate the appropriateness of accounting policies used and the reasonableness of accounting estimates and related disclosures made by the management.
- Conclude on the appropriateness of management's use of the going concern basis of accounting and, based on the audit evidence obtained, whether a material uncertainty exists related to events or conditions that may cast significant doubt on the Company's ability to continue as a going concern. If we conclude that a material uncertainty exists, we are required to draw attention in our auditor's report to the related disclosures in the standalone financial statements or, if such disclosures are inadequate, to modify our opinion. Our conclusions are based on the audit evidence obtained up to the date of our auditor's report. However, future events or conditions may cause the Company to cease to continue as a going concern.
- Evaluate the overall presentation, structure and content of the standalone financial statements, including the disclosures, and whether the standalone financial statements represent the underlying transactions and events in a manner that achieves fair presentation.

We communicate with those charged with governance regarding, among other matters, the planned scope and timing of the audit and significant audit findings, including any significant deficiencies in internal control that we identify during our audit.

We also provide those charged with governance with a statement that we have complied with relevant ethical requirements regarding independence, and to communicate with them all relationships and other matters that may reasonably be thought to bear on our independence, and where applicable, related safeguards.

From the matters communicated with those charged with governance, we determine those matters that were of most significance in the audit of the standalone financial statements of the current period and are therefore the key audit matters. We describe these matters in our auditor's report unless law or regulation precludes public disclosure about the matter or when, in extremely rare circumstances, we determine that a matter should not be communicated in our report because the adverse consequences of doing so would reasonably be expected to outweigh the public interest benefits of such communication.

Report on Other Legal and Regulatory Requirements

1. As required by the Companies (Auditor's Report) Order, 2020 ("the Order"), issued by the Central Government of India in terms of sub-section (11) of Section 143 of the Act, we give in the "Annexure A", a statement on the matters specified in paragraphs 3 and 4 of the Order, to the extent applicable.

2. As required by Section 143(3) of the Act, we report to the extent applicable that:

   a) We have sought and obtained all the information and explanations which to the best of our knowledge and belief were necessary for the purposes of our audit.

   b) In our opinion, proper books of account as required by law have been kept by the Company so far as it appears from our examination of those books except for keeping backup on daily basis of such books of account maintained in electronic mode in a server physically located in India and for the matters stated in paragraph 2(i)(vi) below on reporting under Rule 11(g) of the Companies (Audit and Auditors) Rules, 2014.

   c) The Balance Sheet, the Statement of Profit and Loss including Other Comprehensive Income, Statement of Changes in Equity and the Statement of Cash Flows dealt with by this Report are in agreement with the books of account.

   d) In our opinion, the aforesaid standalone financial statements comply with the Ind AS specified under Section 133 of the Act.

   e) On the basis of the written representations received from the directors as on 31 March 2025 taken on record by the Board of Directors, none of the directors is disqualified as on 31 March 2025 from being appointed as a director in terms of Section 164(2) of the Act.

   f) The modifications relating to the maintenance of accounts and other matters connected therewith are as stated in the paragraph 2(b) above on reporting under Section 143(3)(b) of the Act and paragraph 2(i)(vi) below on reporting under Rule 11(g) of the Companies (Audit and Auditors) Rules, 2014.

g) With respect to the adequacy of the internal financial controls with reference to standalone financial statements of the Company and the operating effectiveness of such controls, refer to our separate Report in "Annexure B".

h) With respect to the other matters to be included in the Auditor's Report in accordance with the requirements of Section 197(16) of the Act, as amended, In our opinion and to the best of our information and according to the explanations given to us, the remuneration paid by the Company to its directors during the year is in accordance with the provisions of Section 197 of the Act.

i) With respect to the other matters to be included in the Auditor's Report in accordance with Rule 11 of the Companies (Audit and Auditors) Rules, 2014, as amended in our opinion and to the best of our information and according to the explanations given to us:

i. The Company has disclosed the impact of pending litigations on its financial position in its standalone financial statements. (Refer Note 33 to the standalone financial statements)

ii. the Company did not have any long-term contracts including derivative contracts for which there were any material foreseeable losses.

iii. There were no amounts which were required to be transferred to the Investor Education and Protection Fund by the Company. (Refer Note 43 to the standalone financial statements)

iv. (a) The Management has represented that, to the best of it's knowledge and belief, no funds (which are material either individually or in the aggregate) have been advanced or loaned or invested (either from borrowed funds or share premium or any other sources or kind of funds) by the Company to or in any other person(s) or entity(ies), including foreign entities ("Intermediaries"), with the understanding, whether recorded in writing or otherwise, that the Intermediary shall, directly or indirectly lend or invest in other persons or entities identified in any manner whatsoever by or on behalf of the Company ("Ultimate Beneficiaries") or provide any guarantee, security or the like on behalf of the Ultimate Beneficiaries. (Refer note 46 to the standalone financial statements)

(b) The Management has represented, that, to the best of it's knowledge and belief, no funds (which are material either individually or in the aggregate) have been received by the Company from any person(s) or entity(ies), including foreign entities ("Funding Parties"), with the understanding, whether recorded in writing or otherwise, that the Company shall, directly or indirectly, lend or invest in other persons or entities identified in any manner whatsoever by or on behalf of the Funding Party ("Ultimate Beneficiaries") or provide any guarantee, security or the like on behalf of the Ultimate Beneficiaries. (Refer note 47 to the standalone financial statements)

(c) Based on the audit procedures performed that have been considered reasonable and appropriate in the circumstances, nothing has come to our notice that has caused us to believe that the representations under sub-clause (i) and (ii) of Rule 11(e) contain any material misstatement.

v. The Company has not declared or paid any dividend during the year.

vi. Based on our examination which included test checks, the Company has used an accounting software for maintaining its books of account for the financial year ended 31 March 2025, which has a feature of recording audit trail (edit log) facility and the same has operated throughout the year for all relevant transactions recorded in the software. Further, during the course of our audit we did not come across any instance of audit trail feature being tampered with.

Additionally, the audit trail to the extent it was enabled as stated above, has not been preserved by the Company as per the statutory requirements for record retention.

For **S.N. Dhawan & CO LLP**
Chartered Accountants
(Firm's Registration No. 000050N/N500045)

Rahul Singhal
Partner
Membership No. 096570
UDIN: 25096570BMIQNI8702

Place: Gurugram
Date: 29 May 2025

ANNEXURE A TO THE INDEPENDENT AUDITOR'S REPORT

(Referred to in paragraph 1 under 'Report on Other Legal and Regulatory Requirements' section of the independent auditor's report of even date to the members of K2 Infragen Limited (Previously known as K2 Infragen Private Limited) on the standalone financial statements as of and for the year ended 31 March 2025)

In terms of the information and explanations sought by us and given by the Company and the books of account and records examined by us in the normal course of audit and to the best of our knowledge and belief, we state that:

(i) (a) A. The Company has maintained proper records showing full particulars, including quantitative details and situation of Property, Plant and Equipment (including ROU).

B. The Company has maintained proper records showing full particulars of intangible assets.

(b) The Property, Plant and Equipment (including ROU) have been physically verified by the management during the year and according to the information and explanation given to us, no material discrepancies were noticed on such verification. In our opinion, the frequency of verification of the Property, Plant and Equipment is reasonable having regard to the size of the Company and the nature of its assets.

(c) The Company does not hold any immovable property (other than properties where the Company is the lessee and the lease agreements are duly executed in favour of the lessee). Accordingly, the provisions of clause 3(i)(c) of the Order are not applicable.

(d) The Company has not revalued its Property, Plant and Equipment (including Right of Use assets) and intangible assets during the year. Accordingly, the provisions of clause 3(i)(d) of the Order are not applicable.

(e) There are no proceedings which have been initiated or are pending against the Company for holding benami property under the Benami Transactions (Prohibition) Act, 1988 (45 of 1988) (as amended in 2016) and rules made thereunder. (Refer note 48 to the standalone financial statements).

(ii) (a) The management has conducted physical verification of inventory at reasonable intervals during the year. According to the information and explanations given to us and based on the audit procedures performed by us, we are of the opinion that the coverage and procedure of such verification by the management is appropriate and no material discrepancies of 10% or more in the aggregate for each class of inventory were noticed on physical verification as compared to the book records.

(b) the Company has been sanctioned working capital limits in excess of ₹ 500 lakhs, in aggregate, from banks and financial institutions on the basis of security of current assets. In our opinion and according to the information and explanations given to us, the quarterly returns or statements filed by the Company with such banks and financial institutions are in agreement with the unaudited books of account of the Company for the respective quarters, except as mentioned in note 53 to the standalone financial statements.

(iii) The Company has made investments in, granted loans, unsecured, to companies, during the year, in respect of which:

(a) The Company has granted loans or advances in the nature of loans, to any other entity, the details of which are as given below. The Company has not provided guarantee or provided security to any other entity during the year.

Particulars	Loans (₹ In lakhs)
Aggregate amount granted during the year	
- Subsidiary	3.43
- Associates	253.60
Balance outstanding as at balance sheet date in respect of above cases	
- Subsidiary	-
- Associates	-

(b) In our opinion, the investments made and the terms and conditions of grant of all loans repayable on demand are not, *prima facie*, prejudicial to the Company's interest. The Company has not provided any guarantee during the year.

(c) The Company has not granted any loans or advances in the nature of loans except mentioned in clause 3(iii)(a) and 3(iii)(b). Accordingly, the provisions of clause 3(iii)(c), 3(iii)(d), 3(iii)(e), 3(iii)(f) of the Order are not separately reported.

(iv) According to the information and explanations given to us and basis our examination of the records of the Company, the Company has not undertaken any transactions in respect of loans, guarantees and securities covered under section 185 of the Companies Act, 2013. The Company has not made any investment

as referred to in section 186(1) of the Act and other requirements relating to section 186 do not apply to the Company.

(v) The Company has not accepted any deposits during the year or amounts which are deemed to be deposits within the meaning of Sections 73 to 76 of the Act and the Companies (Acceptance of Deposits) Rules, 2014 (as amended), except in respect of deposit carried forward from previous year, the Company is in the process of taking the corrective steps to be taken to comply with the provision of section 73 of the Companies Act 2013.

(vi) We have broadly reviewed the books of account maintained by the Company pursuant to the rules made by the Central Government for the maintenance of cost records under section 148(1) of the Companies Act, 2013 (as amended), related to Engineering, Procurement and Construction project (road and other infrastructure project) and are of the opinion that prima facie, the specified accounts and records have been made and maintained. We have not, however, made a detailed examination of the same.

(vii) (a) The Company is generally regular in depositing undisputed statutory dues including goods and services tax, provident fund, employees' state insurance, income-tax, cess and other material statutory dues, as applicable, to the appropriate authorities. Further, no undisputed amounts payable in respect thereof were outstanding at the year-end for a period of more than six months from the date they become payable.

(b) There are no statutory dues referred to in sub-clause (a) that have not been deposited with the appropriate authorities on account of any dispute.

(viii) There are no such transactions which were not recorded in the books of account earlier and have been surrendered or disclosed as income during the year in the tax assessments under the Income Tax Act, 1961 (43 of 1961). Accordingly, the provisions of clause 3(viii) of the Order are not applicable.

(ix) (a) The Company has not defaulted in repayment of loans or other borrowings or in the payment of interest thereon to any lender.

(b) The Company has not been declared wilful defaulter by any bank or financial institution or other lender government or any government authority.

(c) The term loans were applied for the purpose for which the loans were obtained, though idle/surplus funds which were not required for immediate utilization were temporarily used for the purpose other than for which the loan was sanctioned but were ultimately utilized for the stated end-use.

(d) On an overall examination of the financial statements of the Company, we report that no funds raised on short-term basis have been used for long-term purposes by the Company.

(e) The Company has not taken any funds from any entity or person on account of or to meet the obligations of its subsidiaries.

(f) The Company has not raised loans during the year on the pledge of securities held in its subsidiaries. The Company does not hold any investment in any associate or joint venture (as defined in the Act) during the year ended 31 March 2025.

(x) (a) The money raised by way of initial public offer during the year, have been, prima facie, applied by the Company for the purposes for which they were raised, other than temporary deployment pending application of proceeds.

(b) During the year, the Company has not made any preferential allotment or private placement of shares or convertible debentures (fully, partially or optionally). Accordingly, provisions of clause 3 (x) (b) of the order are not applicable.

(xi) (a) Considering the principles of materiality outlined in the Standards on Auditing, we report that no fraud by the Company or on the Company has been noticed or reported during the course of the audit.

(b) During the year and upto the date of this report, no report under sub-section (12) of Section 143 of the Act has been filed in Form ADT-4 as prescribed under Rule 13 of Companies (Audit and Auditors) Rules, 2014 (as amended) with the Central Government.

(c) Considering the principles of materiality outlined in the Standards on Auditing, we have taken into consideration the whistle blower complaints received by the Company during the year while determining the nature, timing and extent of audit procedures.

(xii) The Company is not a Nidhi Company. Accordingly, provisions of clause 3(xii) of the Order are not applicable.

(xiii) All transactions with the related parties are in compliance with Sections 177 and 188 of Act, where applicable, and the requisite details have been disclosed in the financial statements etc., as required by the applicable accounting standards.

(xiv) (a) The Company has an internal audit system commensurate with the size and nature of its business.

(b) We have considered the internal audit reports of the Company issued till date, for the period under audit.

(xv) The Company has not entered into any non-cash transactions with the directors or persons connected with them covered under Section 192 of the Act.

(xvi) (a) The Company is not required to be registered under Section 45-IA of the RBI Act, 1934. Accordingly, provisions of clause 3 (xvi) (a) of the order are not applicable.

(b) The Company has not conducted non-banking financial or housing finance activities during the year.

(c) The Company is not a Core Investment Company (CIC) as defined in the regulations made by the RBI. Accordingly, provisions of clause3 (xvi)(c) of the order are not applicable.

(d) In our opinion, there is no core investment company within the Group (as defined in the Core Investment Companies (Reserve Bank) Directions, 2016).

(xvii) The Company has not incurred any cash losses in the current financial year and in the immediately preceding financial year.

(xviii) There has been no resignation of the statutory auditors of the Company during the year.

(xix) According to the information and explanations given to us and on the basis of the financial ratios, ageing and expected dates of realization of financial assets and payment of financial liabilities, other information accompanying the financial statements, our knowledge of the Board of Directors and management plans and based on our examination of the evidence supporting the assumptions, nothing has come to our attention, which causes us to believe that any material uncertainty exists as on the date of the audit report that Company is not capable of meeting its liabilities existing at the date of balance sheet as and when they fall due within a period of one year from the balance sheet date. We, however, state that this is not an assurance as to the future viability of the Company. We further state that our reporting is based on the facts up to the date of the audit report and we neither give any guarantee nor any assurance that all liabilities falling due within a period of one year from the balance sheet date, will get discharged by the Company as and when they fall due.

(xx) (a) The Company does not have any amount remaining unspent under Section 135(5) of the Act. Accordingly, provision of clause 3(xx)(a) of the Order is not applicable.

(b) The Company does not have any ongoing project under Section 135 of the Act. Accordingly, provision of clause 3(xx)(b) of the Order is not applicable.

For **S.N. Dhawan & CO LLP**
Chartered Accountants
(Firm's Registration No. 000050N/N500045)

Rahul Singhal
Partner
Membership No. 096570
UDIN: 25096570BMIQNI8702

Place: Gurugram
Date: 29 May 2025

ANNEXURE B TO THE INDEPENDENT AUDITOR'S REPORT

(Referred to in paragraph 2(g) under 'Report on Other Legal and Regulatory Requirements' section of our report of even date)

Report on the Internal Financial Controls Over Financial Reporting under Clause (i) of Sub-section 3 of Section 143 of the Companies Act, 2013 ("the Act")

We have audited the internal financial controls over financial reporting of K2 Infragen Limited (Previously known as K2 Infragen Private Limited) ("the company") as of 31 March 2025 in conjunction with our audit of the standalone financial statements of the Company for the year ended on that date.

Responsibilities of the Management and Those Charged with Governance for Internal Financial Controls

The Company's management is responsible for establishing and maintaining internal financial controls based on the internal control over financial reporting criteria established by the Company considering the essential components of internal control stated in the Guidance Note on Audit of Internal Financial Controls Over Financial Reporting ("Guidance Note") issued by the Institute of Chartered Accountants of India ("the ICAI"). These responsibilities include the design, implementation and maintenance of adequate internal financial controls that were operating effectively for ensuring the orderly and efficient conduct of its business, including adherence to company's policies, the safeguarding of its assets, the prevention and detection of frauds and errors, the accuracy and completeness of the accounting records, and the timely preparation of reliable financial information, as required under the Companies Act, 2013.

Auditor's Responsibility

Our responsibility is to express an opinion on the Company's internal financial controls over financial reporting of the Company based on our audit. We conducted our audit in accordance with the Guidance Note issued by the ICAI and the Standards on Auditing prescribed under Section 143(10) of the Companies Act, 2013, to the extent applicable to an audit of internal financial controls. Those Standards and the Guidance Note require that we comply with ethical requirements and plan and perform the audit to obtain reasonable assurance about whether adequate internal financial controls over financial reporting was established and maintained and if such controls operated effectively in all material respects.

Our audit involves performing procedures to obtain audit evidence about the adequacy of the internal financial controls system over financial reporting and their operating effectiveness. Our audit of internal financial controls over financial reporting included obtaining an understanding of internal financial controls over financial reporting, assessing the risk that a material weakness exists, and testing and evaluating the design and operating effectiveness of internal control based on the assessed risk. The procedures selected depend on the auditor's judgement, including the assessment of the risks of material misstatement of the standalone financial statements, whether due to fraud or error.

We believe that the audit evidence we have obtained is sufficient and appropriate to provide a basis for our audit opinion on the Company's internal financial controls system over financial reporting.

Meaning of Internal Financial Controls with reference to standalone financial statements

A company's internal financial controls with reference to standalone financial statements is a process designed to provide reasonable assurance regarding the reliability of financial reporting and the preparation of standalone financial statements for external purposes in accordance with generally accepted accounting principles. A company's internal financial control over financial reporting includes those policies and procedures that

1) pertain to the maintenance of records that, in reasonable detail, accurately and fairly reflect the transactions and dispositions of the assets of the company;

2) provide reasonable assurance that transactions are recorded as necessary to permit preparation of standalone financial statements in accordance with generally accepted accounting principles, and that receipts and expenditures of the company are being made only in accordance with authorisations of management and directors of the company; and

3) provide reasonable assurance regarding prevention or timely detection of unauthorised acquisition, use, or disposition of the company's assets that could have a material effect on standalone financial statements.

Inherent Limitations of Internal Financial Controls with reference to standalone financial statements

Because of the inherent limitations of internal financial controls with reference to standalone financial statements, including the possibility of collusion or improper management override of controls, material misstatements due to error or fraud may occur and not be detected. Also, projections of any evaluation of the internal financial controls over financial reporting to future periods are subject to the risk that the internal financial control over financial reporting may become inadequate because of changes in conditions, or that the degree of compliance with the policies or procedures may deteriorate.

Opinion

In our opinion, to the best of our information and according to the explanations given to us, the Company has, in all material respects, an adequate internal financial controls system over financial reporting and such internal financial controls over financial reporting were operating effectively as at 31 March 2025, based on the criteria for internal financial control over financial reporting established by the Company considering the essential components of internal control stated in the Guidance Note on Audit of Internal Financial Controls Over Financial Reporting issued by the Institute of Chartered Accountants of India.

For **S.N. Dhawan & CO LLP**
Chartered Accountants
(Firm's Registration No. 000050N/N500045)

Rahul Singhal
Partner
Membership No. 096570
UDIN: 25096570BMIQNI8702

Place: Gurugram
Date: 29 May 2025

Standalone Balance Sheet

as at 31 March 2025

(All amounts are in ₹ Lakhs, unless otherwise stated)

Particulars	Note No.	As at 31 March 2025	As at 31 March 2024
I. ASSETS			
A. Non-current assets			
Property, plant and equipment	3	845.94	901.95
Right-of-use assets	4	154.84	-
Other intangible assets	5	20.46	0.01
Intangible assets under development	6	-	17.71
Financial assets:			
(i) Investments	7	106.01	71.77
(ii) Other financial assets	8	765.14	75.84
Deferred tax assets (Net)	9	202.68	168.31
Sub-total (A)		**2,095.07**	**1,235.59**
B. Current assets			
Financial assets:			
(i) Investments	7	8.00	5.50
(ii) Trade receivables	10	12,965.93	6,074.52
(iii) Cash and cash equivalents	11	199.37	40.90
(iv) Other bank balances	12	2,329.02	2,134.21
(v) Other financial assets	8	241.48	103.14
Other current assets	14	570.07	532.06
Sub-total (B)		**16,313.87**	**8,890.33**
Total Assets (A+B)		**18,408.94**	**10,125.92**
II. EQUITY AND LIABILITIES			
C. Equity			
Equity share capital	15	1,261.84	921.16
Other equity	16	6,379.70	3,578.12
Sub-total (C)		**7,641.54**	**4,499.28**
Liabilities			
D. Non-current liabilities			
Financial liabilities			
(i) Borrowings	17	323.63	301.02
(ii) Lease liabilities	18	113.72	-
Provisions	20	13.73	7.59
Sub-total (D)		**451.08**	**308.61**
E. Current liabilities			
Financial Liabilities			
(i) Borrowings	17	5,209.42	2,227.97
(ii) Lease liabilities	18	44.15	-
(iii) Trade payables	21		
- Total outstanding dues of micro enterprises and small enterprises		127.81	18.38
- Total outstanding dues of creditors other than micro enterprises and small enterprises		4,636.60	1,997.07
(iv) Other financial liabilities	19	114.89	206.34
Other current liabilities	22	68.62	502.13
Provisions	20	2.38	1.41
Current tax liabilities (Net)	13	112.45	364.73
Sub-total (E)		**10,316.32**	**5,318.03**
Total Liabilities (D+E)		**10,767.40**	**5,626.64**
Total Equity and Liabilities (C+D+E)		**18,408.94**	**10,125.92**
See accompanying notes forming part of the standalone financial statements	1-60		

As per our report of even date attached

For S.N. Dhawan & CO LLP
Chartered Accountants
Firm Registration No.000050N/N500045

For and on behalf of the Board of Directors of
K2 Infragen Limited (Previously known as K2 Infragen Private Limited)

Rahul Singhal
Partner
Membership No.096570

Pankaj Sharma
Managing Director
DIN: 03318951

Naresh Kumar
Director
DIN: 09163376

Priyanka Pareek
CFO
Membership No.: 424961

Jyoti Pulyani
Company Secretary
Membership No.: A55697

Place: Gurugram
Date: 29 May 2025

Standalone Statement of Profit & Loss

for the year ended 31 March 2025

(All amounts are in ₹ Lakhs, unless otherwise stated)

Particulars	Note No.	For the year ended 31 March 2025	For the year ended 31 March 2024
I. Revenue from operations	23	14,661.19	10,871.82
II. Other income	24	192.10	53.08
III. Total Income		**14,853.29**	**10,924.90**
IV. Expenses			
Cost of construction	25	10,801.74	7,425.54
Net (gain) on fair value changes	26	(1.39)	(0.83)
Employee benefits expense	27	645.69	460.41
Finance costs	28	320.35	269.69
Depreciation and amortisation expenses	29	213.36	196.60
Other expenses	30	1,376.20	897.18
Total expenses		**13,355.95**	**9,248.59**
V. Profit before tax (III-IV)		**1,497.34**	**1,676.31**
VI. Tax expense	31		
Current tax		366.90	545.13
Tax related to earlier years		-	(6.55)
Deferred tax charge/ (credit)		(34.11)	(112.47)
Total tax expense		**332.79**	**426.11**
VII. Profit for the year (V-VI)		**1,164.55**	**1,250.20**
VIII. Other comprehensive income			
Items that will not be reclassified to profit or loss			
(i) Remeasurement of defined benefit plan		(1.04)	0.29
(ii) Income tax impact on above		0.26	(0.07)
Other comprehensive income for the year		**(0.78)**	**0.22**
IX. Total comprehensive income for the year (VII+VIII)		**1,163.77**	**1,250.42**
X. Earnings per equity share	32		
- Basic (in Rupees)		9.25	13.81
- Diluted (in Rupees)		9.25	13.81
See accompanying notes forming part of the standalone financial statements	1-60		

As per our report of even date attached

For S.N. Dhawan & CO LLP
Chartered Accountants
Firm Registration No.000050N/N500045

For and on behalf of the Board of Directors of
K2 Infragen Limited (Previously known as K2 Infragen Private Limited)

Rahul Singhal
Partner
Membership No.096570

Pankaj Sharma
Managing Director
DIN: 03318951

Naresh Kumar
Director
DIN: 09163376

Priyanka Pareek
CFO
Membership No.: 424961

Jyoti Pulyani
Company Secretary
Membership No.: A55697

Place: Gurugram
Date: 29 May 2025

Standalone Statement of Cash Flows

for the year ended 31 March 2025

(All amounts are in ₹ Lakhs, unless otherwise stated)

Particulars	For the year ended 31 March 2025	For the year ended 31 March 2024
A. Cash flow from operating activities:		
Profit for the year	1,497.34	1,676.31
Adjustment for :		
Depreciation and amortisation expense	213.36	196.60
Remeasurement of defined benefit plan	(1.04)	0.29
Finance cost	320.35	269.69
Interest on bank deposits	(141.60)	(38.43)
Interest on security deposits	(0.63)	(0.84)
Gain on Fair value changes	(1.39)	(0.83)
Loss on sale of fixed assets	24.02	-
Assets written off	-	3.27
Dividend Income	(0.53)	(0.55)
Expected credit loss allowance on trade receivables and advances (including write offs)	101.50	427.77
Operating cash flow before working capital changes	**2,011.38**	**2,533.28**
Adjustments for working capital changes:		
(Increase)/ Decrease in trade receivables	(6,986.44)	(2,846.70)
(Increase)/ Decrease in other financial assets	(979.59)	320.78
(Increase)/ Decrease in other assets	(5.10)	(179.98)
Increase/ (Decrease) in trade payables	2,748.96	765.44
Increase/ (Decrease) in other financial liabilities	(71.35)	(3.36)
Increase/ (Decrease) in other liabilities	(433.51)	136.59
Increase/ (Decrease) in provisions	7.11	0.29
Cash generated from/(used in) operations	**(3,708.54)**	**726.34**
Income-tax paid (net of refund)	(619.18)	(207.93)
Net cash flow from/(used in) operating activities (A)	**(4,327.72)**	**518.41**
Cash flow from investing activities:		
Purchase of property, plant and equipment, Intangible Assets, Intangible Assets under development and capital advances	(205.15)	(272.79)
Proceeds from sale of Property, Plant and Equipment and advance for sale of capital goods	9.81	-
Investment in Securities	(35.35)	(4.67)
Deposit/ maturity of bank deposits	-	(1,946.68)
Dividend received	0.53	0.55
Interest received	99.37	23.77
Net cash flow (used in) from investing activities (B)	**(130.79)**	**(2,199.82)**

Standalone Statement of Cash Flows

for the year ended 31 March 2025

(All amounts are in ₹ Lakhs, unless otherwise stated)

Particulars	For the year ended 31 March 2025	For the year ended 31 March 2024
Cash flow from financing activities:		
Proceeds from issue of share capital (including securities premium & net of issue expenses)	3,293.69	538.29
Share application money pending allotment	(1,315.20)	1,315.20
Net proceeds/ (repayment) from borrowings other than short term loans from banks	22.61	(915.86)
Net proceeds/ (repayment) from short term loans from banks	2,981.45	1,059.17
Payment of lease liabilities	(33.49)	(37.32)
Interest paid	(332.08)	(281.53)
Net cash generated from financing activities (C)	**4,616.98**	**1,677.95**
Net increase/(decrease) in cash and cash equivalents (A+B+C)	**158.47**	**(3.46)**
Cash and cash equivalents at beginning of the year	40.90	44.36
Cash and cash equivalents at end of the year (refer note 11)	**199.37**	**40.90**
Components of cash and cash equivalents		
Cash on hand	8.87	21.87
Current accounts and deposits	3.74	19.03
Cheques on hand	186.76	-
Total	**199.37**	**40.90**

The cash flow statement has been prepared under the indirect method as set out in Ind AS 7 on Statement of Cash Flows.

See accompanying notes forming part of the standalone financial statements

As per our report of even date attached

For S.N. Dhawan & CO LLP
Chartered Accountants
Firm Registration No.000050N/N500045

Rahul Singhal
Partner
Membership No.096570

Place: Gurugram
Date: 29 May 2025

For and on behalf of the Board of Directors of
K2 Infragen Limited (Previously known as K2 Infragen Private Limited)

Pankaj Sharma
Managing Director
DIN: 03318951

Naresh Kumar
Director
DIN: 09163376

Priyanka Pareek
CFO
Membership No.: 424961

Jyoti Pulyani
Company Secretary
Membership No.: A55697

Standalone Statement of Changes in Equity

for the year ended 31 March 2025

(All amounts are in ₹ Lakhs, unless otherwise stated)

A. Equity share capital

Particulars	No. of shares	Amount
As at 01 April 2023	**22,44,328**	**224.43**
Add: Issued during the year	4,58,715	45.87
Add: Bonus shares issued during the year	65,08,551	650.86
As at 31 March 2024	**92,11,594**	**921.16**
Add: Issued during the year	34,06,800	340.68
As at 31 March 2025	**1,26,18,394**	**1,261.84**

B. Other equity

For the year ended 31 March 2024

Particulars	Reserves and Surplus				Total other equity
	Share Application Money	Securities premium	Capital redemption reserve	Retained earnings	
As at 01 April 2023	**-**	**534.08**	**58.54**	**578.32**	**1,170.94**
Security premium received during the year	-	500.00	-	-	**500.00**
Utilisation of Bonus issue	-	(534.08)	(58.54)	(58.24)	**(650.86)**
Share application money received	1,315.20	-	-	-	**1,315.20**
Profit for the year	-	-	-	1,250.20	**1,250.20**
Share issue expenses	-	(7.58)	-	-	**(7.58)**
Other comprehensive income for the year, net of tax	-	-	-	0.22	**0.22**
As at 31 March 2024	**1,315.20**	**492.42**	**-**	**1,770.50**	**3,578.12**
Security premium received during the year	-	3,713.41	-	-	**3,713.41**
Share application money transferred	(1,315.20)	-	-	-	**(1,315.20)**
Profit for the year	-	-	-	1,164.55	**1,164.55**
Share issue expenses	-	(760.40)	-	-	**(760.40)**
Other comprehensive income for the year, net of tax	-	-	-	(0.78)	**(0.78)**
As at 31 March 2025	**-**	**3,445.43**	**-**	**2,934.27**	**6,379.70**

See accompanying notes forming part of the standalone financial statements

As per our report of even date attached

For S.N. Dhawan & CO LLP
Chartered Accountants
Firm Registration No.000050N/N500045

For and on behalf of the Board of Directors of
K2 Infragen Limited (Previously known as K2 Infragen Private Limited)

Rahul Singhal
Partner
Membership No.096570

Pankaj Sharma
Managing Director
DIN: 03318951

Naresh Kumar
Director
DIN: 09163376

Priyanka Pareek
CFO
Membership No.: 424961

Jyoti Pulyani
Company Secretary
Membership No.: A55697

Place: Gurugram
Date: 29 May 2025

Notes to Standalone Financial Statements

for the year ended 31 March 2025

(All amounts are in ₹ Lakhs, unless otherwise stated)

1. Corporate Information

K2 Infragen Limited (Previously known as K2 Infragen Private Limited) (the Company) is incorporated under the Companies Act, 2013 on 05th March 2015. The Company's registered office and principal place of business is situated at Unit No. 7, 5th Floor, Tower 2, Capital Business Park, Sector-48, Sohna Road, Gurugram, Haryana-122018. The Company is mainly engaged in infrastructure and auxiliary activities.

2. Material accounting policies information

2.1 Basis of preparation and presentation of Standalone Financial Statements

Statement of compliance

The standalone financial statements of the Company have been prepared in accordance with the Indian Accounting Standards (Ind AS) prescribed under Section 133 of the Companies Act, 2013 read with the Companies (Indian Accounting Standards) Rules, 2015, as amended, and other accounting principles generally accepted in India.

Basis of preparation

The standalone financial statements have been prepared in compliance with Indian Accounting Standards ("Ind AS") prescribed under section 133 of Companies Act, 2013 ("the Companies Act") read with Rule 3 of the Companies (Indian Accounting Standards) Rules, 2015 and amendments issued thereafter.

The standalone financial statements have been prepared on accrual and going concern basis under the historical cost convention except for certain class of financial instruments which are measured at fair value. The accounting policies have been consistently applied by the Company unless otherwise stated.

Recent accounting pronouncements

Ministry of Corporate Affairs ("MCA") notifies new standards or amendments to the existing standards under Companies (Indian Accounting Standards) Rules as issued from time to time. For the year ended 31 March 2025, MCA has not notified any new standards or amendments.

Functional and presentation currency

The standalone financial statements have been prepared and presented in Indian Rupees (Rs), which is also the Company's functional currency. All amounts in the standalone financial statements and accompanying notes are presented in 'Lakhs' and have been rounded-off to two decimal places unless stated otherwise.

Fair value measurement

The Company measures financial instruments at fair value at each reporting date.

The fair value measurement is based on the presumption that the transaction to sell the asset or transfer the liability takes place either:

- in the principal market for the asset or liability, or
- in the absence of a principal market, in the most advantageous market for the asset or liability.

Certain accounting policies and disclosures of the Company require the measurement of fair values, for both financial and non-financial assets and liabilities. The Company has an established control framework with respect to the measurement of fair values.

For financial reporting purposes, fair value measurements are categorized into Level 1, 2, or 3 based on the degree to which the inputs to the fair value measurements are observable and the significance of the inputs to the fair value measurement in its entirety, which are described as follows:

- Level 1 inputs are quoted prices (unadjusted) in active markets for identical assets or liabilities that the entity can access at the measurement date;
- Level 2 inputs are inputs, other than quoted prices included within Level 1, that are observable for the asset or liability, either directly or indirectly; and
- Level 3 inputs are unobservable inputs for the asset or liability.

The Company uses valuation techniques that are appropriate in the circumstances and for which sufficient data are available to measure fair value, maximizing the use of relevant observable inputs and minimizing the use of unobservable inputs.

2.2 Use of estimates

The preparation of these standalone financial statements in conformity with the recognition and measurement

Notes to Standalone Financial Statements

for the year ended 31 March 2025

(All amounts are in ₹ Lakhs, unless otherwise stated)

principles of Ind AS requires the management of the Company to make estimates and assumptions that affect the reported balances of asset and liabilities, disclosures relating to contingent liabilities as at the date of the standalone financial statements and the reported amounts of income and expense for the period presented.

Estimates and underlying assumptions are continually evaluated and reviewed on an ongoing basis. Revision to accounting estimates are recognized in the period in which estimates are revised if the revision affects only that period or in the period of the revision and future periods if the revision affects both current and future periods.

Critical accounting estimates and judgements

Information about significant areas of estimation and critical judgments in applying accounting policies that have the most significant effect on the amounts recognised in the standalone financial statements are included in the following areas:

- **Expected credit losses on financial assets**: The impairment provisions of financial assets are based on assumptions about risk of default and expected timing of collection. The Company uses judgment in making these assumptions and selecting the inputs to the impairment calculation, based on the Company's history of collections, customer's creditworthiness, existing market conditions as well as forward looking estimates at the end of each reporting period. Estimates and judgements are continually evaluated. They are based on historical experience and other factors, including expectations of future events that may have a financial impact on the Company and that are believed to be reasonable under the circumstances.

- **Useful lives of depreciable/amortizable assets:** Management reviews its estimate of the useful lives of depreciable/amortizable assets at each reporting date, based on the expected utility of the assets. Uncertainties in these estimates relate to technical and economic obsolescence.

- **Actuarial valuation of post-employment benefits:** The Company uses actuarial assumptions to determine the obligations for employee benefits at each reporting period. These assumptions include the discount rate, expected long-term rate of return on plan assets, rate of increase in compensation levels and mortality rates.

- **Revenue recognition:** Revenue recognition from construction contracts involves significant degree of judgements and estimation such as identification of contractual obligations, measurement and recognition of contract assets, determination of variable consideration, change of scope and determination of onerous contract which include estimation of contract costs.

2.3 Revenue recognition

The Company derives revenue principally from following streams:

- Construction Contracts
- Sale of Services
- Sale of Goods

Construction Contracts

The Company recognises revenue from construction contracts over the period of time, as performance obligations are satisfied over time due to continuous transfer of control to the customer. Construction contracts are generally accounted for as a single performance obligation as it involves complex integration of goods and services.

The performance obligations are satisfied over time as the work progresses. The Company recognises revenue using input method (i.e. percentage-of-completion method), based primarily on contract cost incurred to date compared to total estimated contract costs. Changes to total estimated contract costs, if any, are recognised in the period in which they are determined as assessed at the contract level. If the consideration in the contract includes price variation clause or there are amendments in contracts, the Company estimates the amount of consideration to which it will be entitled in exchange for work performed.

Due to the nature of the work required to be performed on many of the performance obligations, the estimation of total revenue and cost of completion is complex, subject to many variables and requires significant judgment. Variability in the transaction price arises primarily

Notes to Standalone Financial Statements

for the year ended 31 March 2025

(All amounts are in ₹ Lakhs, unless otherwise stated)

due to liquidated damages, price variation clauses, changes in scope, incentives, if any. The Company considers its experience with similar transactions and expectations regarding the contract in estimating the amount of variable consideration to which it will be entitled and determining whether the estimated variable consideration should be constrained. The Company includes estimated amounts in the transaction price to the extent it is probable that a significant reversal of cumulative revenue recognised will not occur when the uncertainty associated with the variable consideration is resolved. The estimates of variable consideration are based largely on an assessment of anticipated performance and all information (historical, current and forecasted) that is reasonably available.

Progress billings are generally issued upon completion of certain phases of the work as stipulated in the contract. Billing terms of the over-time contracts vary but are generally based on achieving specified milestones. The difference between the timing of revenue recognised and customer billings results in changes to contract assets and contract liabilities. Payment is generally due upon receipt of the invoice, payable within 90 days or less. Contractual retention amounts billed to customers are generally due upon expiration of the contract period.

The contracts generally result in revenue recognised in excess of billings which are presented as contract assets on the statement of financial position. Amounts billed and due from customers are classified as receivables on the statement of financial position. The portion of the payments retained by the customer until final contract settlement is not considered a significant financing component since it is usually intended to provide customer with a form of security for Company's remaining performance as specified under the contract, which is consistent with the industry practice. Contract liabilities represent amounts billed to customers in excess of revenue recognised till date. A liability is recognised for advance payments, and it is not considered as a significant financing component because it is used to meet working capital requirements at the time of project mobilisation stage. The same is presented as contract liability in the statement of financial position.

Estimates of revenues, costs or extent of progress toward completion are revised if circumstances change. Any resulting increases or decreases in estimated revenues or costs are reflected in Standalone Statement of profit and loss in the period in which the circumstances that give rise to the revision become known by management.

For construction contracts the control is transferred over time and revenue is recognised based on the extent of progress towards completion of the performance obligations. When it is probable that total contract costs will exceed total contract revenue, the expected loss is recognised as an expense immediately. The percentage of completion was calculated according to the nature and the specific risk of each contract in order to reflect the effective completion of the project. This percentage of completion could be based on technical milestones or as per the contractual terms specified. A construction contract is considered completed when the last technical milestone is achieved, which occurs upon contractual transfer of ownership of the asset.

Interest income

Interest income from a financial asset is recognised when it is probable that the economic benefits will flow to the Company and the amount of income can be measured reliably. Interest income is accrued on a time basis, based on the underlying interest rate.

Other revenues

Other revenues are recognized on accrual basis.

2.4 Inventories

Inventories (including goods-in-transit) are valued at the lower of cost and net realisable value after providing for obsolescence and other losses, when considered necessary. Net realisable value represents the estimated selling price for inventories less all estimated costs of completion and costs necessary to make the sale. Cost of inventory comprises all cost of purchase and other cost incurred in bringing the inventories to the present location and condition. In determining cost, first-in-first-out method is used.

Cost of raw materials, stores and spare parts and construction materials includes cost of purchases and other cost incurred in bringing the inventories to the present location and condition.

2.5 Property, plant and equipment

Property, plant and equipment are stated at cost of acquisition or construction less accumulated

Notes to Standalone Financial Statements

for the year ended 31 March 2025

(All amounts are in ₹ Lakhs, unless otherwise stated)

depreciation and accumulated impairment losses, if any. Cost includes purchase price and any directly attributable cost of bringing the asset to its working condition for its intended use.

Depreciation methods, estimated useful lives and residual value

Depreciation commences when the assets are ready for their intended use. Depreciation on property, plant and equipment have been provided on the straight-line method as per the useful life prescribed in Schedule II to the Companies Act, 2013. Schedule II allows companies to use higher/ lower useful lives and residual values if such useful lives and residual values can be technically supported. The life of the assets has been assessed as under based on technical advice, taking into account the nature of the asset, the estimated usage of the asset, the operating conditions of the asset, history of replacement, anticipated technological changes, manufacturers warranties and maintenance support, etc.

Depreciation is provided on a pro-rata basis i.e., from the date on which asset is ready for use.

The estimated useful lives, residual values and depreciation method are reviewed at the end of each reporting period, with the effect of any changes in estimate accounted for on a prospective basis.

Derecognition

The carrying amount of an item of property, plant and equipment shall be derecognized on disposal or when no future economic benefits are expected from its use or disposal. Any gain or loss arising on derecognition is recognised in the Statement of Profit and Loss in the same period.

2.6 Intangible assets

Intangible assets are recognized only if acquired and it is probable that the future economic benefits that are attributable to the assets will flow to the Company and the cost of assets can be measured reliably. The intangible assets are recorded at cost of acquisition including incidental costs related to acquisition and installation and are carried at cost less accumulated amortization and impairment losses, if any.

Intangible assets not ready for the intended use on the date of the Balance Sheet are disclosed as "intangible assets under development".

Amortisation methods and useful lives

Intangible assets comprise software. Intangible assets are amortized in the Statement of Profit or Loss over their estimated useful lives, from the date they are available for use based on the expected pattern of consumption of economic benefits of assets. Accordingly, at present software's is being amortized on straight line basis over the useful life of 3 years.

2.7 Capital work -in- progress

Cost of assets not ready for use as at the balance sheet date and property, plant and equipment under construction are disclosed as capital work-in-progress. Capital work-in-progress is disclosed at cost acquisition or construction less impairment reserve (if any).

2.8 Leases

Where the Company is a lessee

For the lease contracts where the Company is a lessee, it recognizes right-of-use asset and lease liability.

Right-of-use assets:

At the commencement of lease, right-of-use assets are recognized at cost. Cost comprises of initial measurement of lease liability, lease payments made before commencement date less lease incentives, initial direct costs incurred by the Company and estimate of any dismantling cost.

Right-of-use assets are amortized over the lease term.

The right-of-use assets are subsequently measured at cost less accumulated depreciation and any accumulated impairment. Adjustment is made for any remeasurement of lease liability.

Lease liability:

At the commencement of lease, the Company measures the lease liability at the present value of lease payments not paid at commencement date. The lease payments are discounted using the Company's incremental borrowing rate.

Notes to Standalone Financial Statements

for the year ended 31 March 2025

(All amounts are in ₹ Lakhs, unless otherwise stated)

Lease liabilities are subsequently increased by interest on the lease liability and reduced by the lease payments. It is adjusted to reflect any reassessment or lease modifications.

Short-term lease and low value leases:

The Company does not recognise right-of-use assets and lease liabilities for short-term leases that have a lease term of 12 months or less and leases of low value assets. The Company recognises the lease payments associated with these leases as an expense on a straight-line basis over the lease term.

2.9 Impairment

The Company assesses at each Balance Sheet date whether there is any indication that an asset may be impaired. An asset is treated as impaired when the carrying cost of assets exceeds its recoverable value. The recoverable amount is the greater of the net selling price and their value in use. Value in use is arrived at by discounting the future cash flows to their present value based on an appropriate discount factor. An impairment loss is charged to the Statement of Profit and Loss in the year in which the asset is identified as impaired. When there is indication that an impairment loss recognized for an asset in earlier accounting periods no longer exists or may have decreased, such reversal of impairment loss is recognized in the statement of Profit and Loss.

2.10 Employee benefits

Short-term employee benefits

Liabilities for wages and salaries, including non-monetary benefits that are expected to be settled wholly within 12 months after the end of the period in which the employees render the related services are recognised in respect of employees' services up to the end of the reporting period and are measured at the amounts expected to be paid when the liabilities are settled. The liabilities are presented as current employee benefit obligations in the statement of asset and liability.

Post-employment benefits

Defined benefit plans: The Company's gratuity benefit scheme is a defined benefit plan. The Company's net obligation in respect of a defined benefit plan is calculated by estimating the amount of future benefit that employees have earned in return for their service in the current and prior periods; that benefit is discounted to determine its present value. The calculation of the Company's obligation is performed annually by a qualified actuary using the projected unit credit method.

Remeasurements of the net defined benefit liability, which comprise actuarial gains and losses, are recognised in other comprehensive income (OCI). The Company determines the net interest expense (income) on the net defined benefit liability (asset) for the period by applying the discount rate used to measure the defined benefit obligation at the beginning of the annual period to the then-net defined benefit liability (asset), taking into account any changes in the net defined benefit liability (asset) during the period as a result of contributions and benefit payments. Net interest expense and other expenses related to defined benefit are recognised in standalone statement of profit and loss.

Defined contribution plans: The provident fund and employee state linked insurance plan are defined contribution plans; the Company pays fixed contributions to the appropriate government authorities and has no obligation to pay further amounts. Such fixed contributions are recognized in the Statement of Profit and Loss on accrual basis in the financial year to which they relate.

Other long-term employee benefits: Benefits under the Company's leave encashment policy constitutes other long-term employee benefits. The liability in respect of leave encashment is provided on the basis of an actuarial valuation done by an independent actuary at the year-end. Actuarial gains and losses are recognized immediately in the Statement of Profit and Loss.

2.11 Financial instruments

A financial instrument is any contract that gives rise to a financial asset of one entity and a financial liability or equity instrument of another entity. Classifications of financial instrument are in accordance with the substance of the contractual arrangement and as per the definitions of financial assets, financial liability and an equity instrument.

Initial recognition:

Financial assets and financial liabilities are initially measured at fair value. Transaction costs that are directly attributable to the acquisition or issue of financial assets and financial liabilities (other than financial assets and

Notes to Standalone Financial Statements

for the year ended 31 March 2025

(All amounts are in ₹ Lakhs, unless otherwise stated)

financial liabilities at fair value through profit and loss) are added to or deducted from the fair value of the financial assets or financial liabilities, as appropriate, on initial recognition. Transaction costs directly attributable to the acquisition of financial assets or financial liabilities at fair value through profit or loss are recognised immediately in statement of Profit and Loss.

Subsequent measurement:

(a) **Financial assets carried at amortised cost:** A financial asset is subsequently measured at amortised cost if the asset is held within a business model whose objective is to hold assets in order to collect contractual cash flows; and the contractual terms of the instrument give rise on specified dates to cash flows that are solely payments of principal and interest on the principal amount outstanding.

(b) **Financial assets carried at fair value through other comprehensive income (FVTOCI):** A financial asset is subsequently measured at fair value through other comprehensive income if the asset is held within a business model whose objective is achieved both by collecting contractual cash flows and selling financial assets; and the contractual terms of the instrument give rise on specified dates to cash flows that are solely payments of principal and interest on the principal amount outstanding.

(c) **Financial assets carried at fair value through profit or loss (FVTPL):** All other financial assets are subsequently measured at fair value.

(d) **Financial liabilities at amortised cost:** Financial liabilities includes interest bearing loans and borrowings which are subsequently measured at amortized cost using the effective interest method. For trade and other payables maturing within one year from the Balance Sheet date, the carrying amounts approximate fair value due to the short maturity of these instruments.

Derecognition of financial assets: The Company derecognises a financial asset when the contractual rights to the cash flows from the financial asset expire or it transfers the financial asset and substantially all the risks and rewards of ownership of the asset to another party or the transfer qualified for derecognition under Ind AS 109.

Derecognition of financial liabilities: The Company derecognises financial liability when the obligation under the liability is discharged or cancelled or expires. When an existing financial liability is replaced by another from the same lender on substantially different terms, or the terms of an existing liability are substantially modified, such an exchange or modification is treated as the derecognition of the original liability and the recognition of a new liability. The difference in the respective carrying amounts is recognised in profit and loss.

Impairment of financial assets: The Company recognises loss allowances using the Expected Credit Loss (ECL) for the financial assets which are not measured at fair value through profit or loss. In relation to loss allowance for financial assets (excluding trade receivables), ECL's are measured at an amount equal to 12- month ECL, unless there has been significant increase in credit risk from initial recognition in which case those are measured at lifetime ECL.

For trade receivables or any contractual right to receive cash or another financial asset that result from transactions that are within the scope of Ind AS 11 and Ind AS 115, the Company always measures the loss allowance at an amount equal to lifetime ECL.

Offsetting of financial instruments

Financial assets and financial liabilities are offset and the net amount is reported in the Standalone Balance Sheet if there is a currently enforceable legal right to offset the recognised amounts and there is an intention to settle on a net basis, to realise the assets and settle liabilities simultaneously.

Effective interest method: The effective interest method is a method of calculating the amortised cost of a financial instrument and of allocating interest income over the relevant period. The effective interest rate is the rate that exactly discounts estimated future cash receipts (including all fees and points paid or received that form an integral part of the effective interest rate, transaction costs and other premium or discounts) through the expected life of financial instrument, or, where appropriate, a shorter period, to the net carrying amount on initial recognition.

Notes to Standalone Financial Statements

for the year ended 31 March 2025

(All amounts are in ₹ Lakhs, unless otherwise stated)

Income is recognized on an effective interest basis for financial instruments other than those financial assets classified as FVTPL. Interest income is recognized in profit or loss and is included in the "Other Income" line item.

2.12 Earnings per share

Basic earnings per share is calculated by dividing the net profit or loss for the period attributable to equity shareholders by the weighted average number of equity shares outstanding during the period.

Equity shares that will be issued upon the conversion of a mandatorily convertible instrument are included in the calculation of basic earnings per share.

For calculating diluted earnings per share, the net profit attributable to equity shareholders and the weighted average number of shares outstanding are adjusted for the effect of all dilutive potential equity shares.

2.13 Cash and cash equivalents

Cash and cash equivalents includes cash on hand, other short term, highly liquid investments with original maturities of six months or less that are readily convertible to known amounts of cash and which are subject to an insignificant risk of change in value.

2.14 Cash flow statement

Cash flows are reported using indirect method, whereby profit for the period is adjusted for the effects of transactions of a non-cash nature, any deferrals and accruals of past or future operating cash receipts and payments and item of income and expenses associated with investing or financing cash flows. The cash flows from operating, investing, and financing activities of the company are segregated.

2.15 Borrowing cost

Borrowing cost, if any, related to a qualifying asset is worked out on the basis of actual utilization of funds out of investment specific loans and/or other borrowings to the extent identifiable with the qualifying asset and is capitalized with the cost of qualifying asset. Other borrowing costs incurred during the period are charged to profit and loss.

2.16 Taxation

Income tax expense represents the sum of current tax and deferred tax.

Current tax: The current tax expense or credit for the period is the tax payable on the current period taxable income based on the applicable enacted income tax rate in accordance with the Income Tax Act, 1961 adjusted by changes in deferred tax assets and liabilities attributable to temporary differences, items that are never taxable / deductible and unused tax losses / tax credits.

Current tax assets and tax liabilities are offset where the entity has a legal enforceable right to offset and intends either to settle on a net basis or to realise the asset and settle the liability simultaneously.

Deferred tax: Deferred tax is recognised on temporary differences arising between the tax bases of assets and liabilities and their corresponding carrying amounts in the standalone financial statements. However, deferred tax liabilities are not recognised if they arise from the initial recognition of goodwill. Deferred tax is also not accounted for if it arises from initial recognition of an asset or liability in a transaction (other than in a business combination) that effects neither accounting profit nor taxable profit. Deferred tax is determined using tax rates (and laws) that have been enacted or substantially enacted at the balance sheet date and are expected to apply when the related deferred income tax asset is realised, or the deferred tax liability is settled. Deferred tax assets are generally recognised for all deductible temporary differences to the extent that it is probable that taxable profits will be available against which those deductible temporary differences can be utilised.

Deferred tax assets and liabilities are offset when there is a legally enforceable right to offset current tax assets and liabilities and when the deferred tax balances relate to the same taxation authority.

The carrying amount of deferred tax assets is reviewed at the end of each reporting period and reduced to the extent that it is no longer probable that sufficient taxable profits will be available to allow all or part of the asset to be recovered.

Notes to Standalone Financial Statements

for the year ended 31 March 2025

(All amounts are in ₹ Lakhs, unless otherwise stated)

Current and deferred tax is recognised in standalone statement of profit and loss, except to the extent that it relates to items recognised in Other Comprehensive Income (OCI) or directly in Equity, in which case, the tax is also recognised in OCI or Equity respectively.

2.17 Provisions and contingent liabilities

Provisions are recognised when there is a present obligation as a result of a past event, it is probable that an outflow of resources embodying economic benefits will be required to settle the obligation and there is a reliable estimate of the amount of the obligation. Provisions are measured at the best estimate of the expenditure required to settle the present obligations at the balance sheet date and are not discounted to its present value. These are reviewed at each balance sheet date and adjusted to reflect the best current estimate.

Contingent liabilities are disclosed when there is a possible obligation arising from past events, the existence of which will be confirmed only by the occurrence or non-occurrence of one or more uncertain future events not wholly within the control of the Company or a present obligation that arises from past events where it is either not probable that an outflow of resources will be required to settle the obligations or a reliable estimate of the amount cannot be made.

2.18 Operating Cycle/ Current and Non-Current Classification

Based on the nature of products and the time between acquisition of assets for processing and their realisation in cash and cash equivalents, the Company has ascertained its operating cycle as twelve months for the purpose of current/non-current classification of assets and liabilities.

The Company presents assets and liabilities in the Balance Sheet based on current/ non-current classification. An asset is current when it is:

- Expected to be realised or intended to be sold or consumed in normal operating cycle.
- It is held primarily for the purpose of trading
- Expected to be realised within twelve months after the reporting period, or
- Cash or Cash Equivalent.

All other assets are classified as non-current.

A liability is current when:

- It is expected to be settled in normal operating cycle.
- It is held primarily for the purpose of trading.
- It is due to be settled within twelve months after the reporting period, or
- There is no unconditional right to defer the settlement of the liability for at least twelve months after the reporting period.

The Company classifies all other liabilities as noncurrent. Deferred tax assets and liabilities are classified as non-current assets and liabilities.

Notes to Standalone Financial Statements

for the year ended 31 March 2025

(All amounts are in ₹ Lakhs, unless otherwise stated)

3. Property, plant and equipment

Particulars	Plant and machinery	Computer & Peripherals	Furniture and Fixtures	Electrical Installations & Equipment	Office Equipment	Building (Temporary Structure)	Vehicles	Total
I. Gross carrying amount (deemed cost)								
Balance as at 01 April 2023	**448.07**	**8.70**	**2.05**	**1.22**	**7.04**	**-**	**486.63**	**953.71**
Additions	73.77	6.04	0.33	-	1.41	-	178.45	260.00
Deletions/Transfers	(5.75)	(6.73)	-	-	(0.63)	-	-	(13.11)
Balance as at 31 March 2024	**516.09**	**8.01**	**2.38**	**1.22**	**7.82**	**-**	**665.08**	**1,200.60**
Additions	72.09	7.52	2.20	-	6.11	43.62	30.06	161.60
Deletions/Transfers	-	-	-	-	-	-	(55.23)	(55.23)
Balance as at 31 March 2025	588.18	15.53	4.58	1.22	13.93	43.62	639.91	1,306.97
II. Accumulated depreciation								
Balance as at 01 April 2023	**66.22**	**2.77**	**0.20**	**0.16**	**0.96**	**-**	**75.02**	**145.33**
Depreciation expense for the year	69.80	3.44	0.23	0.16	1.70	-	87.83	163.16
Deletions/Transfers	(3.31)	(6.07)	-	-	(0.46)	-	-	(9.84)
Balance as at 31 March 2024	**132.71**	**0.14**	**0.43**	**0.32**	**2.20**	**-**	**162.85**	**298.65**
Depreciation expense for the year	78.60	4.80	0.30	0.16	2.49	3.99	93.44	183.78
Deletions/Transfers	-	-	-	-	-	-	(21.40)	(21.40)
Balance as at 31 March 2025	**211.31**	**4.94**	**0.73**	**0.48**	**4.69**	**3.99**	**234.89**	**461.03**
III. Net carrying amount (I-II)								
As at 31 March 2025	**376.87**	**10.59**	**3.85**	**0.74**	**9.24**	**39.63**	**405.02**	**845.94**
As at 31 March 2024	**383.38**	**7.87**	**1.95**	**0.90**	**5.62**	**-**	**502.23**	**901.95**

Refer Note 41 for carrying value of Property, plant and equipment hypothecated as collateral for certain borrowings as at 31 March 2025 and 31 March 2024.

Notes to Standalone Financial Statements

for the year ended 31 March 2025

(All amounts are in ₹ Lakhs, unless otherwise stated)

4. Right-of-use asset

Particulars	Office building
I. Gross carrying amount	
Balance as at 01 April 2023	**66.88**
Additions	-
Deletions	(66.88)
Balance as at 31 March 2024	-
Additions	182.99
Deletions	-
Balance as at 31 March 2025	**182.99**
II. Accumulated depreciation	
Balance as at 01 April 2023	**33.44**
Depreciation for the year	33.44
Eliminated on disposal of assets	(66.88)
Balance as at 31 March 2024	-
Depreciation for the year	28.15
Eliminated on disposal of assets	-
Balance as at 31 March 2025	**28.15**
III. Net carrying amount (I-II)	
As at 31 March 2025	**154.84**
As at 31 March 2024	**-**

5. Intangible assets

Particulars	Software
I. Gross carrying amount (deemed cost)	
Balance as at 01 April 2023	**0.01**
Additions	-
Deletions	-
Balance as at 31 March 2024	**0.01**
Additions	21.88
Deletions	-
Balance as at 31 March 2025	**21.89**
II. Accumulated amortisation	
Balance as at 01 April 2023	-
Amortisation expense for the year	-
Deletion	-
Balance as at 31 March 2024	-
Amortisation expense for the year	1.43
Deletion	-
Balance as at 31 March 2025	**1.43**
III. Net carrying amount (I-II)	
As at 31 March 2025	**20.46**
As at 31 March 2024	**0.01**

Notes to Standalone Financial Statements

for the year ended 31 March 2025

(All amounts are in ₹ Lakhs, unless otherwise stated)

6. Intangible assets under development

Particulars	Software
I. Gross carrying amount	
Balance as at 01 April 2023	**-**
Additions	17.71
Deletions	-
Balance as at 31 March 2024	**17.71**
Additions	4.17
Capitalisation	21.88
Balance as at 31 March 2025	**-**

A) Intangible assets under development (IAUD) ageing schedule -

i) As at 31 March 2025

Particulars	Amount in IAUD for a period of				Total
	Less than 1 Year	1-2 Years	2-3 Years	More than 3 Years	
Projects in progress	-	-	-	-	-
Projects temporarily suspended	-	-	-	-	-
Total	**-**	**-**	**-**	**-**	**-**

ii) As at 31 March 2024

Particulars	Amount in IAUD for a period of				Total
	Less than 1 Year	1-2 Years	2-3 Years	More than 3 Years	
Projects in progress	17.71	-	-	-	17.71
Projects temporarily suspended	-	-	-	-	-
Total	**17.71**	**-**	**-**	**-**	**17.71**

7. Investments

Particulars	As at 31 March 2025		As at 31 March 2024	
	Quantity*	Amount	Quantity*	Amount
Non-current				
Investment in Equity Shares at Cost				
Unquoted, fully paid up				
Investments in K2 Nextgen Solutions Private Limited (previously known as K2 Cloud Private Limited) (Face value ₹10)	3,47,350	54.11	1,25,884	19.87
Investments in K2 Recyclers Private Limited (Face value ₹10)	5,18,965	51.90	5,18,965	51.90
Total (A)		**106.01**		**71.77**

Notes to Standalone Financial Statements

for the year ended 31 March 2025

(All amounts are in ₹ Lakhs, unless otherwise stated)

Particulars	As at 31 March 2025		As at 31 March 2024	
	Quantity*	Amount	Quantity*	Amount
Current				
Investment in Equity Shares at FVTPL				
Quoted, fully paid up				
Vedanta Limited (Face value ₹1)	1,201	5.57	1,200	3.26
Adani Enterprise Limited (Face value ₹1)	70	1.62	70	2.24
Jio financial services Limited (Face value ₹10)	300	0.68	-	-
Reliance Industries Limited (Face value ₹10)	10	0.13	-	-
Total (B)		**8.00**		**5.50**
Total (A+B)		**114.01**		**77.27**
Aggregate cost of quoted investments		6.62		5.20
Aggregate market value of quoted investments		8.00		5.50
Aggregate amount of unquoted investments		106.01		71.77
Aggregate amount of impairment in value of investments		-		-

* in numbers

Notes:

1. During the year ended 31 March 2025, the Company acquired 221,466 equity shares of K2 Nextgen Solutions Private Limited (previously known as K2 Cloud Private Limited), thereby increasing its shareholding from 45.19% to 69.47%. As a result, the status of K2 Nextgen Solutions Private Limited changed from an associate to a subsidiary of the Company w.e.f. 09 October 2024.

8. Other financial assets

Particulars	As at 31 March 2025		As at 31 March 2024	
	Current	Non-current	Current	Non-current
Bank deposits with more than 12 months maturity*	-	612.36	-	17.50
Interest accrued on fixed deposits	58.72	1.78	18.27	-
Loan to associate Company (Refer Note 36)	-	-	8.00	-
Advances to employees	14.90	-	8.54	-
Interest receivable from related party (Refer Note 36)	0.08	-	1.00	-
Security deposits*	166.45	151.00	55.72	58.34
Other receivables	1.33	-	11.61	-
Total	**241.48**	**765.14**	**103.14**	**75.84**

* Deposits with banks and security deposits includes under lien towards borrowings and limit for letter of credits as on 31 March 2025 and 31 March 2024.

Notes to Standalone Financial Statements

for the year ended 31 March 2025

(All amounts are in ₹ Lakhs, unless otherwise stated)

9. Deferred tax assets/(liabilities) (Net)

	As at 31 March 2025	As at 31 March 2024
Tax effect of items constituting deferred tax liabilities		
On the difference between book balance and tax balance of property, plant and equipment, intangible assets and intangible assets under development	-	8.61
ROU and Lease Liability	7.67	-
Fair value of financial assets	0.35	0.08
Tax effect of items constituting deferred tax assets		
Doubtful assets and Expected Credit Loss	197.36	173.45
EIR on borrowing	-	0.15
On the difference between book balance and tax balance of property, plant and equipment, intangible assets and intangible assets under development	6.79	-
Provision for employee benefits	4.26	2.74
Provision for advance to supplier	2.29	0.66
Deferred tax assets/(liabilities) (Net)	**202.68**	**168.31**

10. Trade receivables

	As at 31 March 2025	As at 31 March 2024
Unsecured		
Receivables which are considered good	13,562.62	6,360.61
Receivables which have significant increase in credit risk	-	-
Receivables which are credit impaired	187.49	403.06
	13750.11	6,763.67
Less: Provision for expected credit loss*	(784.18)	(689.15)
Total	**12,965.93**	**6,074.52**
Of the above, trade receivables from:		
- related parties (Refer note 36)	-	8.06
- others	13,750.11	6,755.61
Less: Provision for expected credit loss	(784.18)	(689.15)
Total	**12,965.93**	**6,074.52**
*** Movement in expected credit loss:**		
Balance at the beginning of the year	689.15	264.00
Provision recognised during the year	322.61	425.15
Provision reversed during the year	(227.58)	-
Balance as at end of the year	**784.18**	**689.15**

Notes:

1) Refer note 41 for information on trade receivables pledged as security by the group.
2) Refer note 37 for the credit risk analysis.

Notes to Standalone Financial Statements

for the year ended 31 March 2025

(All amounts are in ₹ Lakhs, unless otherwise stated)

Trade Receivables ageing schedule:

i) As at 31 March 2025

Particulars	Outstanding for following period from due date of payment							
	Unbilled	Not Due	Less than 6 months	6 months - 1 year	1-2 years	2-3 years	More than 3 years	Total
(i) Undisputed Trade Receivables - Considered good	4,656.47	4,061.77	4,595.90	17.89	156.67	14.22	59.70	13,562.62
(ii) Undisputed Trade Receivables - which have significant increase in credit risk	-	-	-	-	-	-	-	-
(iii) Undisputed Trade Receivables - Credit Impaired	-	-	1.93	-	28.64	82.41	74.51	187.49
(iv) Disputed Trade Receivables - Considered Good	-	-	-	-	-	-	-	-
(v) Disputed Trade Receivables - which have significant increase in credit risk	-	-	-	-	-	-	-	-
(vi) Disputed Trade Receivables - Credit Impaired	-	-	-	-	-	-	-	-
Total								**13,750.11**
Less: Loss Allowance								(784.18)
Total								**12,965.93**

ii) As at 31 March 2024

Particulars	Outstanding for following period from due date of payment							
	Unbilled	Not Due	Less than 6 months	6 months - 1 year	1-2 years	2-3 years	More than 3 years	Total
(i) Undisputed Trade Receivables - Considered good	2,025.63	2,652.58	1,532.78	11.92	22.28	83.95	31.47	6,360.61
(ii) Undisputed Trade Receivables - which have significant increase in credit risk	-	-	-	-	-	-	-	-
(iii) Undisputed Trade Receivables - Credit Impaired	-	-	-	14.19	88.20	173.16	127.51	403.06
(iv) Disputed Trade Receivables - Considered Good	-	-	-	-	-	-	-	-

Notes to Standalone Financial Statements

for the year ended 31 March 2025

(All amounts are in ₹ Lakhs, unless otherwise stated)

Particulars	Outstanding for following period from due date of payment							
	Unbilled	Not Due	Less than 6 months	6 months - 1 year	1-2 years	2-3 years	More than 3 years	Total
(v) Disputed Trade Receivables - which have significant increase in credit risk	-	-	-	-	-	-	-	-
(vi) Disputed Trade Receivables - Credit Impaired	-	-	-	-	-	-	-	-
Total								**6,763.67**
Less: Loss Allowance								(689.15)
Total								**6,074.52**

11. Cash and cash equivalent

	As at 31 March 2025	As at 31 March 2024
Cash on hand	8.87	21.87
Cheques on Hand	186.76	-
Balances with banks		
- In current accounts	3.74	3.75
- In term deposits- with original maturity of less than three months	-	15.28
Total	**199.37**	**40.90**

12. Other Bank Balances

	As at 31 March 2025	As at 31 March 2024
Bank Deposits*	2,329.02	819.02
Balances with banks		
- In current accounts#	-	1,315.19
Total	**2,329.02**	**2,134.21**

* Bank deposit represents deposits lien against borrowing, limit for letter of credit, deposit given for projects as on 31 March 2025 and 31 March 2024.

Balances in current acccounts represents balance in Escrow account received from Anchor investors.

13. Current tax assets/ (liabilities) (Net)

	As at 31 March 2025	As at 31 March 2024
Provision for Income Tax (Net of Advance tax and TDS)	(112.45)	(364.73)
	(112.45)	**(364.73)**

Notes to Standalone Financial Statements

for the year ended 31 March 2025

(All amounts are in ₹ Lakhs, unless otherwise stated)

14. Other current assets

	As at 31 March 2025	As at 31 March 2024
Capital advances	39.38	-
Balance with government authorities	158.38	130.15
Prepaid expenses	27.69	24.98
Advance to suppliers	353.71	379.55
Less: Provision for advance to suppliers	(9.09)	(2.62)
	570.07	**532.06**
*** Movement in provision for advance to suppliers:**		
Balance at the beginning of the year	2.62	-
Provision recognised during the year	6.47	2.62
Balance as at end of the year	**9.09**	**2.62**

15. Equity share capital

Particulars	As at 31 March 2025		As at 31 March 2024	
	No. of Shares	Amount	No. of Shares	Amount
Authorised				
Equity Shares of ₹ 10.00 each	1,40,00,000	1,400.00	1,40,00,000	1,400.00
	1,40,00,000	**1,400.00**	**1,40,00,000**	**1,400.00**
Issued equity shares				
Equity Shares of ₹ 10.00 each	**1,26,18,394**	**1,261.84**	**1,26,18,394**	**1,261.84**
Subscribed and fully paid up equity shares				
Equity Shares of ₹ 10.00 each	**1,26,18,394**	**1,261.84**	**92,11,594**	**921.16**

(b) Reconciliation of equity shares outstanding at the beginning and at the end of the year

Particulars	For the year ended 31 March 2025		For the year ended 31 March 2024	
	No. of Shares	Amount	No. of Shares	Amount
At the beginning of the year	92,11,594	921.16	22,44,328	224.43
Add: Equity shares issued during the year (refer note 15(a)(g) & 15(a)(h))	34,06,800	340.68	4,58,715	45.87
Add: Bonus shares issued during the year (refer note 15(a)(i))	-	-	65,08,551	650.86
At the end of the year	**1,26,18,394**	**1,261.84**	**92,11,594**	**921.16**

(c) Rights, preferences and restrictions attached to equity shares

The Company has only one class of equity shares having a par value of ₹ 10/- per share. The holder of the equity share is entitled to dividend right and voting right in the same proportion as the capital paid-up on such equity share bears to the total paid-up equity share capital of the Company. The dividend, if any, proposed by Board of Directors is subject to approval of the shareholders in the ensuring Annual General Meeting, except in case of interim dividend. In the event of liquidation of the Company, the holders of equity shares will be entitled to receive remaining assets of the Company, after distribution of all preferential amounts. The distribution will be in the same proportion as the capital paid-up on the equity shares held by them bears to the total paid-up equity share capital of the Company.

Notes to Standalone Financial Statements

for the year ended 31 March 2025

(All amounts are in ₹ Lakhs, unless otherwise stated)

(d) Details of equity shareholders holding more than 5% equity shares in the Company

Particulars	For the year ended 31 March 2025		For the year ended 31 March 2024	
	No. of Shares	% holding	No. of Shares	% holding
Equity Shares of Rs. 10 each, fully paid up				
Pankaj Sharma	19,38,741	15.36%	19,38,741	21.05%
Rajiv Khandelwal	10,06,688	7.98%	10,06,688	10.93%
Priya Sharma	9,10,108	7.21%	9,10,108	9.88%
Neeraj Kumar Bansal	7,13,181	5.65%	7,13,181	7.74%
Rajesh Tiwari	6,85,460	5.43%	6,85,460	7.44%
Sarvajeet Singh	5,51,409	4.37%	5,51,409	5.99%
Bharti Lakhanpal	5,24,160	4.15%	5,24,160	5.69%
Aarti Sharma	4,74,587	3.76%	4,74,587	5.15%

(e) Change in promoters shareholding

The Board of Directors vide their meeting held on 7 November 2023 has classified the following as the promoters of the Company pursuant to clause (za) of sub-regulation (1) of regulation 2 of the Securities and Exchange Board of India (Issue of Capital and Disclosure Requirements) Regulations, 2009 and clause (w) of sub-regulation (1) of regulation 2 and regulation 31A of Securities and Exchange Board of India (Listing Obligation and Disclosure Requirements) Regulations, 2015, as amended from time to time.

For the year ended 31 March 2025

Promoter name	At the end of the year		At the beginning of the year		% Change during the year
	No. of Shares	% of total shares	No. of Shares	% of total shares	
Pankaj Sharma	19,38,741	15.36%	19,38,741	21.05%	-
Priya Sharma	9,10,108	7.21%	9,10,108	9.88%	-
Rajesh Tiwari	6,85,460	5.43%	6,85,460	7.44%	-
Sarvajeet Singh	5,51,409	4.37%	5,51,409	5.99%	-
Rajiv Khandelwal	10,06,688	7.98%	10,06,688	10.93%	-

For the year ended 31 March 2025

Promoter name	At the end of the year		At the beginning of the year		% Change during the year
	No. of Shares	% of total shares	No. of Shares	% of total shares	
Pankaj Sharma	19,38,741	21.05%	4,97,113	22.15%	290.00%
Priya Sharma	9,10,108	9.88%	2,33,361	10.40%	290.00%
Rajesh Tiwari	6,85,460	7.44%	1,75,759	7.83%	290.00%
Sarvajeet Singh	5,51,409	5.99%	1,75,000	7.80%	215.09%
Rajiv Khandelwal	10,06,688	10.93%	2,58,125	11.50%	290.00%

Notes to Standalone Financial Statements

for the year ended 31 March 2025

(All amounts are in ₹ Lakhs, unless otherwise stated)

(g) The Company has initiated its initial public offer (IPO) of 34,06,800 equity shares of face value of INR 10 each at an issue price of INR 119 per share as fresh issue. The issue has been closed for subscription on 02 April 2024. Company has allotted equity shares to the successful bidders on 04 April 2024 pursuant to section 42 and other relevant provisions of the companies act 2013 at ₹119 including premium of ₹109 per share having face value of ₹ 10 each and shares of the company got listed on National Stock Exchange of India Limited (NSE emerge) on 08 April 2024. The company has also incurred ₹ 760.40 lakhs towards share issue expense for the aforementioned allotment.

(h) During the year ended 31 March 2024, On 07 August 2023, pursuant to section 42 and other relevant provisions of the companies act 2013, the Company has issued 4,58,715 equity shares of the company on preferential allotment basis at ₹119 including premium of ₹109 per share having face value of ₹ 10 each. The company has also incurred ₹ 7.58 lakhs towards Share issue expense for the aforementioned preferential allotment.

(i) During the year ended 31 March 2024, On 22 July 2023 , the Company allotted 65,08,551 equity shares of ₹10/- each as fully paid up bonus shares by utilising securities premium, capital redemption reserve and free reserves amounting to ₹ 534.08 lakhs, 58.54 lakhs and 58.24 lakhs, respectively, pursuant to a resolution passed by shareholders in Extra Ordinary General Meeting held on 21 July 2023.

16. Other equity

Particulars	As at 31 March 2025	As at 31 March 2024
(a) Securities premium		
Opening balance	492.42	534.08
Add: Securities premium on issue of equity shares (refer note 15(a)(g) & 15(a)(h))	3,713.41	500.00
Less: Share issue expenses (refer note 15(a)(g) & 15(a)(h))	(760.40)	(7.58)
Less: Issue of fully paid bonus shares (Refer Note. 15(a)(i))	-	(534.08)
Closing balance	**3,445.43**	**492.42**
(b) Capital Redemption reserve		
Opening balance	-	58.54
Add: addition during the year	-	-
Less: Issue of fully paid bonus shares (Refer Note. 15(a)(i))	-	(58.54)
Closing balance	**-**	**-**
(c) Surplus/(Deficit) in Statement of Profit and Loss		
Opening balance	1,770.50	578.32
Add: Profit for the year	1,164.55	1,250.20
Add: Remeasurement gains/(loss)-net of tax	(0.78)	0.22
Less: Issue of fully paid bonus shares (Refer Note. 15(a)(i))	-	(58.24)
Closing balance	**2,934.27**	**1,770.50**
(d) Share application money pending allotment		
Opening balance	1,315.20	-
Add: Addition during the year (Refer Note. 15(a)(i))	-	1,315.20
Less: Share application money transferred	(1,315.20)	-
Closing balance	-	1,315.20
Total other equity	**6,379.70**	**3,578.12**

Notes to Standalone Financial Statements

for the year ended 31 March 2025

(All amounts are in ₹ Lakhs, unless otherwise stated)

Nature and purpose:

(a) Securities premium: Securities premium account is used to record the premium on issue of shares and is utilised in accordance with the provisions of the Companies Act 2013.

(b) Capital Redemption Reserve: Capital Redemption Reserve is created for the shares redeemed/ buyback by the Company in accordance with the provisions of the Companies Act 2013.

(c) Surplus/(Deficit) in Statement of Profit and Loss: Represents the amount of accumulated surplus/(deficit) earned till date and remeasurements on post employment defined benefits plans.

(d) Other Comprehensive Income (OCI): Other Comprehensive Income Reserve represent the balance in equity for item to be accounted in Other Comprehensive Income. OCI is classified into:

i) items that will not be reclassified to statement of income & expenses,

ii) items that will be reclassified to statement of income & expenses.

(e) Other comprehensive income: Other comprehensive income are remeasurements on post employment defined benefits plans.

(f) Share application money pending allotment: Share application money pending allotment is the amount received from investors during the application process for shares, but the allotment of shares has not yet been made.

17. Borrowings

Particulars	As at 31 March 2025		As at 31 March 2024	
	Current	Non-current	Current	Non-current
Secured				
Term loan from banks and financial institutions	-	504.84	-	501.59
Working capital loan	1,292.50	-	92.05	-
Short term loans from financial institutions	1,052.00	-	-	-
Short term loans from banks	2,531.79	-	1,855.30	-
Unsecured				
Loan from banks and financial institutions	-	10.73	0.55	50.55
Loans from related parties (Refer note 36)	141.19	-	28.95	-
Total borrowings	**5,017.48**	**515.57**	**1,976.85**	**552.14**
Current maturities of non-current borrowings	191.94	(191.94)	251.12	(251.12)
Total	**5,209.42**	**323.63**	**2,227.97**	**301.02**

The Company has fund based and non-fund based facilities (viz. bank guarantees and letter of credits) from banks.

Notes:-

- As at 31 March 2025 and 31 March 2024, the Company has taken interest free loan amounting to Nil and ₹28.95 lakhs respectively from the directors. As confirmed by directors, these loans are not provided out of borrowed fund.
- Refer note 41 for terms and conditions of Borrowings.

Notes to Standalone Financial Statements

for the year ended 31 March 2025

(All amounts are in ₹ Lakhs, unless otherwise stated)

18. Lease Liabilities

Particulars	As at 31 March 2025		As at 31 March 2024	
	Current	Non-current	Current	Non-current
Lease liabilities (Refer note 35)	44.15	113.72	-	-
Total	**44.15**	**113.72**	**-**	**-**

19. Other financial liabilities

Particulars	As at 31 March 2025		As at 31 March 2024	
	Current	Non-current	Current	Non-current
Measured at amortised cost				
Payable for capital goods	-	-	4.92	-
Security deposits	-	-	108.27	-
Payable to employees	88.64	-	37.94	-
Interest accrued but not due on borrowings (Refer Note 36)	25.94	-	45.24	-
Interest on share application money	0.31	-	0.31	-
Other Payables	-	-	9.66	-
Total	**114.89**	**-**	**206.34**	**-**

20. Provisions

Particulars	As at 31 March 2025		As at 31 March 2024	
	Current	Non-current	Current	Non-current
Provisions for employee benefits				
Gratuity (Refer note 34)	2.38	13.73	1.41	7.59
Total	**2.38**	**13.73**	**1.41**	**7.59**

21. Trade payables

Particulars	As at 31 March 2025	As at 31 March 2025
Total outstanding dues of micro enterprises and small enterprises	127.81	18.38
Total outstanding dues of creditors other than micro enterprises and small enterprises	4,636.60	1,997.07
Total	**4,764.41**	**2,015.45**
Of the above, trade payables to:		
- Related parties (Refer note 36)	-	0.15
- Others	4,764.41	2,015.30
Total	**4,764.41**	**2,015.45**

Notes to Standalone Financial Statements

for the year ended 31 March 2025

(All amounts are in ₹ Lakhs, unless otherwise stated)

Notes:

(a) Trade payables ageing schedule:

i) As at 31 March 2025

Particulars	Outstanding for following period from due date of payment					Total
	Not Due	Less than 1 Year	1-2 years	2-3 years	More than 3 years	
(i) MSME	127.81	-	-	-	-	127.81
(ii) Others	2,763.83	1,668.38	194.93	4.21	5.25	4,636.60
(iii) Disputed dues - MSME	-	-	-	-	-	-
(iv) Disputed dues -Others	-	-	-	-	-	-
Total	**2,891.64**	**1,668.38**	**194.93**	**4.21**	**5.25**	**4,764.41**

ii) As at 31 March 2024

Particulars	Outstanding for following period from due date of payment					Total
	Not Due	Less than 1 Year	1-2 years	2-3 years	More than 3 years	
(i) MSME	18.38	-	-	-	-	18.38
(ii) Others	1,304.23	671.16	11.80	5.46	4.42	1,997.07
(iii) Disputed dues - MSME	-	-	-	-	-	-
(iv) Disputed dues -Others	-	-	-	-	-	-
Total	**1,322.61**	**671.16**	**11.80**	**5.46**	**4.42**	**2,015.45**

(b) Disclosures under the Micro, Small and Medium Enterprises Development Act, 2006 in respect of micro and small suppliers as defined in the Act:

Particulars	As at 31 March 2025	As at 31 March 2024
(i) the principal amount and interest due thereon remaining unpaid to any supplier at the end of each accounting year	127.81	18.38
(ii) the amount of interest paid by the buyer in terms of section 16 of the Micro, Small and Medium Enterprises Development Act, 2006 (27 of 2006), along with the amount of payment made to the supplier beyond the appointed day during each accounting year;	-	-
(iii) the amount of interest due and payable for the period of delay in making payment (which has been paid put beyond the appointed day during the period/ year) but without adding the interest specified under the Micro, Small and Medium Enterprises Development Act, 2006;	-	-
(iv) the amount of interest accrued and remaining unpaid at the end of each accounting year; and	-	-
(v) the amount of further interest remaining due and payable even in the succeeding years, until such date when the interest dues above are actually paid to the small enterprises, for the purpose of disallowance of a deductible expenditure under section 23 of the Micro, Small and Medium Enterprises Development Act, 2006	-	-

(c) For exposure to currency and liquidity risks related to Trade payables, refer note 37 to the Ind AS financial statements.

Notes to Standalone Financial Statements

for the year ended 31 March 2025

(All amounts are in ₹ Lakhs, unless otherwise stated)

22. Other Current Liabilities

Particulars	As at 31 March 2025	As at 31 March 2024
Statutory dues payable	68.62	502.13
Total	**68.62**	**502.13**

23. Revenue from operations

Particulars	For the year ended 31 March 2025	For the year ended 31 March 2024
Revenue from Engineering, Procurement & Construction:		
- Revenue from Sale of Services	1,823.68	1,876.64
- Contract Revenue	12,837.51	8,995.18
Total revenue from contract with customers	**14,661.19**	**10,871.82**

(i) Timing of revenue recognition

Particulars	For the year ended 31 March 2025	For the year ended 31 March 2024
Services rendered over the time	14,661.19	10,871.82
Services rendered at a point in time	-	-
Total revenue from contract with customers	**14,661.19**	**10,871.82**

(ii) Disaggregation of revenue based on product and services

Particulars	For the year ended 31 March 2025	For the year ended 31 March 2024
Revenue from Engineering, Procurement & Construction	14,661.19	10,871.82
Total revenue from contract with customers	**14,661.19**	**10,871.82**

(iii) Revenue by location of customers

Particulars	For the year ended 31 March 2025	For the year ended 31 March 2024
India	14,661.19	10,871.82
Outside India	-	-
	14,661.19	10,871.82

24. Other Income

Particulars	For the year ended 31 March 2025	For the year ended 31 March 2024
Interest on bank deposits	141.60	38.43
Interest on security deposit	0.63	0.84
Interest income on loan to related party (Refer note 36)	2.40	0.49
Liabilities no longer required written back	46.56	12.77
Dividend Income	0.53	0.55
Miscellaneous income	0.38	-
Total	**192.10**	**53.08**

Notes to Standalone Financial Statements

for the year ended 31 March 2025

(All amounts are in ₹ Lakhs, unless otherwise stated)

25. Cost of construction

Particulars	For the year ended 31 March 2025	For the year ended 31 March 2024
Construction material	2,287.95	2,201.50
Direct Project cost	8,513.79	5,224.04
Total	**10,801.74**	**7,425.54**

26. Net gain/ (Loss) on fair value changes (on financial assets measured at FVTPL)

Particulars	For the year ended 31 March 2025	For the year ended 31 March 2024
- On equity instrument	1.39	0.83
Total	1.39	0.83
Fair value changes:		
-Realised (Including reinvested)	-	0.52
-Unrealised	1.39	0.31
Total	**1.39**	**0.83**

27. Employee benefits expense

Particulars	For the year ended 31 March 2025	For the year ended 31 March 2024
Salaries and wages, including bonus	582.75	415.37
Contribution to provident and other funds (Refer note 34)	17.08	13.49
Gratuity expense (Refer note 34)	6.07	3.73
Staff welfare expenses	39.79	27.82
Total	**645.69**	**460.41**

28. Finance costs

Particulars	For the year ended 31 March 2025	For the year ended 31 March 2024
Interest expense on financial liabilities carried at amortised cost:		
Lease liabilities	8.37	1.65
Interest expense	229.54	250.56
Other Borrowing Costs	82.44	17.48
Total	**320.35**	**269.69**

29. Depreciation and amortisation expenses

Particulars	For the year ended 31 March 2025	For the year ended 31 March 2024
Depreciation on property, plant and equipment	183.78	163.16
Amortisation of intangible assets	1.43	-
Depreciation of Right-of-use assets	28.15	33.44
Total	**213.36**	**196.60**

Notes to Standalone Financial Statements

for the year ended 31 March 2025

(All amounts are in ₹ Lakhs, unless otherwise stated)

30. Other expenses

Particulars	For the year ended 31 March 2025	For the year ended 31 March 2024
Rates and taxes	82.56	28.73
Insurance expenses	15.23	19.32
Freight and cartage	8.10	16.03
Electricity and Water expenses	2.29	3.46
Business development expenses	39.40	8.02
Office expenses	6.84	8.57
Repairs and maintenance	16.82	2.96
Membership & Subscription expenses	2.90	0.55
Rent expenses	13.68	14.53
Software and website expenses	9.25	7.35
Travelling and conveyance expenses		
-Domestics	36.39	33.53
-Foreign	10.80	-
Expected credit loss allowance on trade receivables and deposits	322.61	425.15
Bad debts	-	21.46
Provision for advance to supplier	6.47	2.62
Design Charges	692.54	167.04
Auditors remuneration		
- For statutory audit and limited review	15.00	14.00
- For other matters	0.50	18.50
- Out of pocket expenses	0.91	0.55
Legal and other professional costs	15.65	78.12
Loss on sale of fixed asset	24.02	-
CSR expense (Refer note 42)	21.30	10.85
Director sitting fees	3.20	1.30
Miscellaneous expenses	29.74	14.54
Total	**1,376.20**	**897.18**

31. Income taxes

(a) Income tax recognised in profit and loss

Particulars	For the year ended 31 March 2025	For the year ended 31 March 2024
(a) Current tax	366.90	545.13
(b) Deferred tax charge/ (credit)	(34.11)	(112.47)
(c) Tax related to earlier years	-	(6.55)
Total	**332.79**	**426.11**

Notes to Standalone Financial Statements

for the year ended 31 March 2025

(All amounts are in ₹ Lakhs, unless otherwise stated)

(b) Income tax recognised in other comprehensive income (OCI)

Particulars	For the year ended 31 March 2025	For the year ended 31 March 2024
Deferred tax charge/(credit) on remeasurement of defined benefit plan	(0.26)	0.07
Total	**(0.26)**	**0.07**

(c) Tax reconciliation

Particulars	For the year ended 31 March 2025	For the year ended 31 March 2024
Profit before tax	1,497.34	1,676.31
Applicable tax rate	25.168%	25.168%
Income tax expenses calculated at above rate	376.85	421.89
Tax effect of:		
- Effect of temporary differences and unabsorbed losses	(34.11)	(112.47)
- Non deductible expenses	(9.95)	123.24
- Tax related to earlier years	-	(6.55)
Total	**332.79**	**426.11**

(d) Deferred tax movement

For the Year 2024-25	DTA / (DTL)	Balance as at 01 April 2024	(Charged)/ credited to:		Balance as at 31 March 2025
			Profit and loss	Other comprehensive income	
On the difference between book balance and tax balance of property, plant and equipment and intangible assets	DTA/ (DTL)	(8.61)	15.40	-	6.79
Fair value of financial assets	DTA/ (DTL)	(0.08)	(0.27)	-	(0.35)
Expected Credit Loss	DTA/ (DTL)	173.45	23.91	-	197.36
Provision for employee benefits	DTA/ (DTL)	2.74	1.26	0.26	4.26
ROU and Lease Liability	DTA/ (DTL)	-	(7.67)	-	(7.67)
EIR on borrowing	DTA/ (DTL)	0.15	(0.15)	-	-
Provision for advance to supplier	DTA/ (DTL)	0.66	1.63	-	2.29
Total	**DTA / (DTL)**	**168.31**	**34.11**	**0.26**	**202.68**

Notes to Standalone Financial Statements

for the year ended 31 March 2025

(All amounts are in ₹ Lakhs, unless otherwise stated)

For the Year 2023-24	DTA / (DTL)	Balance as at 01 April 2023	(Charged)/ credited to: Profit and loss	Other comprehensive income	Balance as at 31 March 2024
On the difference between book balance and tax balance of property, plant and equipment and intangible assets	DTA/ (DTL)	(13.48)	4.87	-	(8.61)
Fair value of financial assets	DTA/ (DTL)	-	(0.08)	-	(0.08)
Expected Credit Loss	DTA/ (DTL)	66.44	107.01	-	173.45
Provision for employee benefits	DTA/ (DTL)	2.19	0.62	(0.07)	2.74
ROU and Lease Liability	DTA/ (DTL)	0.56	(0.56)	-	-
EIR on borrowing	DTA/ (DTL)	0.41	(0.26)	-	0.15
Provision for advance to supplier	DTA/ (DTL)	(0.21)	0.87	-	0.66
Total	**DTA / (DTL)**	**55.91**	**112.47**	**(0.07)**	**168.31**

32. Earning per share (EPS)

Particulars	For the year ended 31 March 2025	For the year ended 31 March 2024
Net profit attributable to equity shareholders (₹ in lakhs)	1,164.55	1,250.20
Calculation of weighted average number of equity shares -		
Number of equity shares at the beginning of the year	92,11,594	65,08,551
Number of equity shares outstanding as at the end of the year	1,26,18,394	92,11,594
Weighted average number of equity shares outstanding during the year for calculation of basic EPS	1,25,90,393	90,50,730
Effect of dilutive potential equity shares		
Weighted average number of equity shares outstanding during the year for calculation of diluted EPS	1,25,90,393	90,50,730
Nominal value of equity shares (Rs.)	10.00	10.00
Basic earnings per equity shares(Rs.)	**9.25**	**13.81**
Diluted earnings per equity shares (Rs.)	**9.25**	**13.81**

33. Contingent liabilities and capital commitments

Contingent Liability

a) The Company has pending litigation with Public Works Department Rajasthan relating to rehabilitation work for which matter is to be decide by Hon'ble High Court. The amount involved ₹ 83.48 lakhs as on 31 March 2025 and 31 March 2024.

b) The Company has pending litigation with Public Works Department Rajasthan relating to rehabilitation work for which matter is to be decide by Hon'ble High Court. The amount involved ₹ 11.98 lakhs as on 31 March 2025 and 31 March 2024.

Notes to Standalone Financial Statements

for the year ended 31 March 2025

(All amounts are in ₹ Lakhs, unless otherwise stated)

Based on legal advice, management believes that they have a strong case and no provision is required to be made.

Capital Commitment

Based on the information available with the Company, the capital commitment as at 31 March 2025 is ₹ 248.27 lakhs. (As at 31 March 2024-₹ 2.18 lakhs).

34. Employee benefits

The disclosures required under Ind AS 19 "employee Benefits" notified in the Companies (Indian Accounting Standards) Rules, 2015 are given below:-

i) Defined contribution plans

The Company makes contributions, determined as specified percentage of employee salaries in respect of qualifying employees towards provident fund, employees state insurance and labour welfare fund, which are defined contribution plans. The Company has no obligation other than to make the specified contributions. The contributions are charged to statement of profit and loss as they accrue. The amount recognised as expense during year ended 31 March 2025 towards contribution to provident fund, state insurance and labour welfare fund aggregated to ₹ 17.08 lakhs (31 March 2024 ₹13.49 lakhs).

ii) Defined benefit plans

The Gratuity amount has been computed based on respective employee's salary and the years of employment with the Company. Gratuity has been accrued based on actuarial valuation as at the balance sheet date, carried by an independent actuary.

The following table sets forth the status of the gratuity plan of the Company and the amounts recognised in the Balance Sheet and the Statement of Profit and Loss.

I. Net liability recognised in the Balance Sheet

Particulars	As at 31 March 2025	As at 31 March 2024
Current Liability	2.38	1.41
Non-Current Liability	13.73	7.59
Net Liability recognised in Balance Sheet	**16.11**	**9.00**

II. Expense recognised in the Statement of Profit and Loss

Particulars	For the year ended 31 March 2025	For the year ended 31 March 2024
Current Service Cost	5.42	3.09
Past Service Cost including curtailment Gains/Losses	-	-
Interest cost on the net defined benefit liability/ (asset)	0.65	0.64
Expense recognised in the Statement of Profit and Loss	**6.07**	**3.73**

Notes to Standalone Financial Statements

for the year ended 31 March 2025

(All amounts are in ₹ Lakhs, unless otherwise stated)

III. Remeasurement recognised in the Other Comprehensive Income (OCI)

Particulars	For the year ended 31 March 2025	For the year ended 31 March 2024
Actuarial (gains)/ losses		
- Change in demographic assumptions	-	0.25
- Change in financial assumptions	0.12	10.14
- Experience adjustments (i.e. actual experience vs assumptions)	0.92	(10.68)
- Return on plan assets, excluding amount recognized in net interest expense	-	-
Remeasurement recognised in the OCI	**1.04**	**(0.29)**

IV. Movement in the present value of defined benefit obligation

Particulars	For the year ended 31 March 2025	For the year ended 31 March 2024
Present value of defined benefit obligation at the beginning of the year	9.00	8.71
Current service cost	5.42	3.09
Interest cost	0.65	0.64
Re-measurement (or Actuarial) (gain) / loss arising from:		
- Change in demographic assumptions	-	0.25
- Change in financial assumptions	0.12	10.14
- experience variance (i.e. Actual experience vs assumptions)	0.92	(10.68)
Benefits paid	-	(3.15)
Present value of defined benefit obligation as at end of the year	**16.11**	**9.00**

V. Principal actuarial assumptions

Particulars	As at 31 March 2025	As at 31 March 2024
Discount rate	7.04%	7.25%
Salary escalation rate (per annum)	12.00%	12.00%
Retirement age (in years)	60 Years	60 Years
Mortality rate	100% of IALM 2012-14	100% of IALM 2012-14
Withdrawal rate (per annum)		
- upto 30 years	30.00%	30.00%
- 31 to 44 years	30.00%	30.00%
- Above 44 years	30.00%	30.00%

Notes to Standalone Financial Statements

for the year ended 31 March 2025

(All amounts are in ₹ Lakhs, unless otherwise stated)

VI. Sensitivity analysis

Reasonably possible changes at the reporting date to one of the relevant actuarial assumptions, holding other assumptions constant, would have affected the defined benefit obligation by the amounts shown below:

Particulars	Increase	Decrease
As at 31 March 2025		
Discount rate (0.5% movement)	(0.32)	0.33
Salary escalation rate (0.5% movement)	0.32	(0.31)
As at 31 March 2024		
Discount rate (0.5% movement)	(0.18)	0.18
Salary escalation rate (0.5% movement)	0.17	(0.17)

VII. Risk exposure

Interest Rate risk: The plan exposes the Company to the risk of fall in interest rates. A fall in interest rates will result in an increase in the ultimate cost of providing the above benefit and will thus result in an increase in the value of the liability (as shown in financial statements).

Liquidity Risk: This is the risk that the Company is not able to meet the short-term gratuity payouts. This may arise due to non availability of enough cash/cash equivalent to meet the liabilities or holding of liquid assets not being sold in time.

Salary Escalation Risk: The present value of the defined benefit plan is calculated with the assumption of salary increase rate of plan participants in future. Deviation in the rate of increase of salary in future for plan participants from the rate of increase in salary used to determine the present value of obligation will have a bearing on the plan's liability.

Demographic Risk: The Company has used certain mortality and attrition assumptions in valuation of the liability. The Company is exposed to the risk of actual experience turning out to be worse compared to the assumption.

Regulatory Risk: Gratuity benefit is paid in accordance with the requirements of the Payment of Gratuity Act,1972 (as amended from time to time).There is a risk of change in regulations requiring higher gratuity payouts (e.g. Increase in the maximum limit on gratuity of ₹ 20 lacs).

35. Disclosure as required under Ind AS 116 Leases

The Company's leases primarily consists of leases for building, fit-outs and vehicles. Generally, the contracts are made for fixed period and does not have a purchase option at the end of lease term. The Company's obligations under its leases are secured by the lessor's title to the leased assets. The Company applies the 'short-term lease' recognition exemptions for these leases with lease terms of 12 months or less.

(i) Amount recognised in the Balance sheet

Particulars	As at 31 March 2025	As at 31 March 2024
Carrying amount of right-of-use assets (ROU)		
Building	154.84	-
Carrying amount of lease liability		
Current	44.15	-
Non-current	113.72	-

Particulars	2024-2025	2023-2024
Additions to the ROU		
Building	182.99	-

Notes to Standalone Financial Statements

for the year ended 31 March 2025

(All amounts are in ₹ Lakhs, unless otherwise stated)

(ii) The table below provides details regarding the contractual maturities of lease liabilities on an undiscounted basis:

Particulars	As at 31 March 2025	As at 31 March 2024
Less than one year	44.15	-
One to five years	113.72	-
More than five years	-	-
Total	**157.87**	**-**

(iii) The amount recognised in the statement of profit and loss

Particulars	2024-2025	2023-2024
Depreciation expense on ROU assets recognized during the year	28.15	33.44
Interest expense on lease liability	8.37	1.65
Total cash outflow for leases in ROU	33.49	37.32
Total cash outflow for leases in short-term leases and low value leases	13.68	14.53

(iv) Extension and termination option

Extension and termination options are included in various leases executed by the Company. These are used to maximise operational feasibility in terms of managing the assets used in company's operations. Generally, these options are exercisable mutually by both the lessor and lessee.

36. Related parties

Names of related parties and related party relationships

Subsidiary company

K2 Nextgen Solutions Private Limited (previously known as K2 Cloud Private Limited) (from 09 October, 2024)

Associate company

K2 Recyclers Private Limited

K2 Nextgen Solutions Private Limited (previously known as K2 Cloud Private Limited) (till 08 October 2024)

Key managerial personnels

Pankaj Sharma (Managing Director)

Neeraj Kumar Bansal (Director)

Rajesh Tiwari (Director)

Priya Sharma (Director)

Devender Kumar Valecha (Director) (from 23 August 2024)

Naresh Kumar (Director) (from 23 August 2024)

Sagar Bhatia (Independent Director) (from 07 November 2023)

Ajay Kumar Singh Chauhan (Independent Director) (from 10 October 2023)

Shipra Sharma(Independent Director) (from 10 October 2023)

Priyanka Pareek (Chief Financial Officer) (from 28 August 2023)

Jyoti Lakra (Company Secratery) (from 26 September 2023 till 25 April 2025)

Jyoti Pulyani (Company Secratery) (from 30 April 2025)

Notes to Standalone Financial Statements

for the year ended 31 March 2025

(All amounts are in ₹ Lakhs, unless otherwise stated)

Relative of key managerial personnel

Payal Tiwari (Relative of Director)

Aarti Sharma (Relative of Director)

Rohit Pareek (Relative of Chief Financial Officer)(from 28 August 2023)

Vineet Sharma (Relative of Chief Financial Officer)(from 08 October 2024)

(a) Related party transactions

Name of Related Party	Nature of transaction	For the year ended 31 March 2025	For the year ended 31 March 2024
K2 Recyclers Private Limited	Unsecured Loan-Taken	185.88	644.00
	Unsecured Loan-Repaid	60.00	644.00
	Unsecured Loan-Given	253.60	-
	Unsecured Loan-Received	253.60	-
	Interest on loan given	1.83	-
	Purchases	0.04	1.46
	Interest on loan taken	2.67	9.71
K2 Nextgen Solutions Private Limited (previously known as K2 Cloud Private Limited)	Unsecured Loan-Given	3.43	10.00
	Unsecured Loan-Received	3.43	2.00
	Unsecured Loan-Taken	27.02	-
	Unsecured Loan-Repaid	11.71	-
	Interest on loan given	0.57	0.49
	Interest on loan taken	0.49	-
	Investment made during the year	34.24	-
Pankaj Sharma	Unsecured Loan-Taken	-	17.50
	Unsecured Loan-Repaid	28.95	55.00
	Bonus Shares	-	144.16
	Reimbursement Expenses	4.30	1.10
	Salary-Expense**	53.77	24.15
Rajesh Tiwari	Unsecured Loan-Repaid	-	9.47
	Bonus Shares	-	50.97
	Sitting Fees	1.20	0.20
	Reimbursement Expenses	2.37	0.86
Payal Tiwari	Imprest	-	0.92
Neeraj Kumar Bansal	Salary-Expense**	-	28.65
	Sitting Fees	0.20	-
	Bonus Shares	-	53.03
	Reimbursement Expenses	-	2.29
	Unsecured Loan-Taken	-	11.00
	Unsecured Loan-Repaid	-	19.75
Priya Sharma	Bonus Shares	-	67.67
	Salary-Expense**	20.00	19.61

Notes to Standalone Financial Statements

for the year ended 31 March 2025

(All amounts are in ₹ Lakhs, unless otherwise stated)

(a) Related party transactions

Name of Related Party	Nature of transaction	For the year ended 31 March 2025	For the year ended 31 March 2024
Sagar Bhatia	Sitting Fees	0.50	0.40
Ajay Kumar Singh Chauhan	Sitting Fees	0.80	0.40
Shipra Sharma	Sitting Fees	0.50	0.30
Aarti Sharma	Bonus Shares	-	35.29
Priyanka Pareek	Salary-Expense**	26.60	15.05
	Reimbursement Expenses	2.69	0.15
Jyoti Lakra	Salary-Expense**	8.39	4.21
	Reimbursement Expenses	0.22	0.02
Devender Kumar Valecha	Salary-Expense**	29.17	-
	Reimbursment Paid	0.77	-
Naresh Kumar	Salary-Expense**	41.84	-
	Reimbursement Expenses	7.89	-
Rohit Pareek	Salary-Expense**	3.99	3.44
	Reimbursement Expenses	1.13	2.47
Vineet Sharma	Salary-Expense**	17.50	-
	Reimbursement Expenses	8.66	-

(b) Outstanding balances

Name of Related Party	Nature of balance	As at 31 March 2025	As at 31 March 2024
K2 Recyclers Private Limited	Trade receivables	-	8.06
	Trade payables	-	0.15
	Unsecured Loan taken	125.89	-
	Interest payable	0.80	33.76
K2 Nextgen Solutions Private Limited (previously known as K2 Cloud Private Limited)	Loan-Receivable	-	8.00
	Unsecured Loan taken	15.30	-
	Interest receivable	0.08	1.00
Pankaj Sharma	Unsecured Loan	-	28.95
	Reimbursement Payable	-	0.12
	Salary Payable	2.60	2.25
Rajesh Tiwari	Sitting Fees Payable	1.20	0.20
	Reimbursement Payable	0.65	0.20
Neeraj Kumar Bansal	Reimbursement Payable	-	0.87
	Sitting Fees Payable	0.20	-
	Salary Payable	-	1.89
Priya Sharma	Salary Payable	9.76	5.54
Sagar Bhatia	Sitting Fees Payable	0.50	0.40
Ajay Kumar Singh Chauhan	Sitting Fees Payable	0.40	0.40
Shipra Sharma	Sitting Fees Payable	0.50	0.30

Notes to Standalone Financial Statements

for the year ended 31 March 2025

(All amounts are in ₹ Lakhs, unless otherwise stated)

Name of Related Party	Nature of balance	As at 31 March 2025	As at 31 March 2024
Priyanka Pareek	Salary Payable	4.90	1.03
	Reimbursement Payable	-	0.05
Devender Kumar Valecha	Salary Payable	1.77	-
Naresh Kumar	Salary Payable	3.17	-
	Imprest Available	0.86	-
Jyoti Lakra	Salary Payable	0.56	0.69
	Reimbursement Receivable	-	0.02
Rohit Pareek	Salary Payable	0.64	0.30
	Reimbursement Payable	0.43	0.80
Vineet Sharma	Salary Payable	2.01	-

(c) Terms and conditions of transactions with related parties

The transactions with related parties are made on terms equivalent to those that prevail in arm's length transactions. Outstanding balances at the year end are unsecured and settlement occurs in cash.This assessment is undertaken each financial year through examining the financial position of the related party and the market in which the related party operates.

** Includes salary, bonus and contribution to provident fund and excludes provision of gratuity, since these are based on actuarial valuation carried out for the Company as a whole.

37. Financial risk management objectives and policies

The Company's principal financial liabilities comprises of borrowings, trade payables, lease liabilities, other financial liabilities and financial assets includes investments, trade receivables, cash and cash equivalents, bank balances, other financial assets that derive directly from its operations. The Company's financial risk management is an integral part of business plan and execution of business strategies. The Company is exposed to market risk, credit risk and liquidity risk. The Board of Directors reviews and agrees policies for managing each of these risks, which are summarized below.

A. Market risk

Market risk is the risk that the fair value of future cash flows of a financial instrument will fluctuate because of changes in market prices. Market risk comprises of currency risk and interest rate risk. Financial instruments affected by market risk include future commercial transactions, borrowings, investments, trade payables and trade receivables.

i) Foreign exchange risk

There is no foreign exchange risk on the company as no transaction has been done by the company in foreign currency.

ii) Interest rate risk

Interest rate risk is the risk that the fair value or future cash flows of a financial instrument will fluctuate because of changes in market interest rates. The Company's exposure to the risk of changes in market interest rates relates primarily to the Company's borrowings with floating interest rates.

Notes to Standalone Financial Statements

for the year ended 31 March 2025

(All amounts are in ₹ Lakhs, unless otherwise stated)

The exposure of the Company's borrowings to interest rate changes at the end of the reporting period are as follows:

Particulars	As at 31 March 2025	As at 31 March 2024
Variable rate borrowings	3,946.96	1,855.30
Fixed rate borrowings	1,586.09	673.69
Total	**5,533.05**	**2,528.99**

Sensitivity analysis

A change of 100 basis points in interest rates at the reporting date would have increased (decreased) profit or loss by the amounts shown below.

Particulars	As at 31 March 2025	As at 31 March 2024
Increase by 100 basis points	(39.47)	(18.55)
Decrease by 100 basis points	39.47	18.55

B. Credit risk

Credit risk arises from the possibility that the counterparty will default on its contractual obligations resulting in financial loss to the Company. The Company is exposed to credit risk from trade receivables for construction contracts and contract asset relating to construction contracts. The carrying amount of all financial assets represents the maximum credit exposure.

(i) Trade receivables:

The Company periodically assesses the financial reliability of customers, taking into account the financial conditions, current economic trends, and analysis of historical bad debts and ageing of accounts receivable. The Company considers the probability of default upon initial recognition of assets and whether there has been a significant increase in credit risk on an ongoing basis through each reporting period. The Company does not hold collateral as security. The Company has not experienced any significant impairment losses in respect of trade receivables in the past years.

Exposure to credit risk:

Particulars	Gross carrying amount	Expected credit loss provision	Carrying amount net of provision
As at 31 March 2025	13,750.11	784.18	12,965.93
As at 31 March 2024	6,763.67	689.15	6,074.52

(ii) Cash and bank balances including short term fixed deposits

The Company held cash and bank balance including fixed deposits of as at 31 March 2025 ₹ 2,528.39 lakhs and 31 March 2024 ₹ 2,175.11 lakhs. These cash and bank balances are held with high rated banks/institutions and short term in nature and therefore does not carry any significant credit risk.

Notes to Standalone Financial Statements

for the year ended 31 March 2025

(All amounts are in ₹ Lakhs, unless otherwise stated)

C. Liquidity risk

Liquidity risk is defined as the risk that Company will not be able to settle or meet its obligation on time or at a reasonable price. The Company's objective is to all time maintain optimum level of equity to meet its cash and liquidity requirements. The Company closely monitors its liquidity position and deploys a robust cash management system. In addition, processes and policies related to such risk are overseen by senior management. Management monitors the Company's net liquidity position through rolling forecast on the basis of expected cash flows. Below is the maturity profile of financial liabilities on undiscounted basis.

Particulars	As at 31 March 2025		As at 31 March 2024	
	Within twelve months	After twelve months	Within twelve months	After twelve months
Borrowings	5,209.42	323.63	2,277.15	335.17
Lease liabilities	44.15	113.72	-	-
Trade payables	4,764.41	-	2,015.45	-
Other financial liabilities	114.89	-	206.34	-
Total	**10,132.87**	**437.35**	**4,498.94**	**335.17**

38. Capital management

The Company's objective for managing capital is to ensure as under:

i) To ensure the company's ability to continue as a going concern.

ii) Maintaining a strong credit rating and healthy debt equity ratio in order to support business and maximize the shareholders' value.

iii) Maintain an optimal capital structure.

iv) Compliance financial covenants under the borrowing facilities.

For the purpose of capital management, capital includes issued equity capital, and all other equity reserves attributable to the equity holders of the Company. The Company manages its capital structure keeping in view of:

i) Compliance of financial covenants of borrowing facilities.

ii) Changes in economic conditions.

In order to achieve this overall objective of capital management, amongst other things, the Company aims to ensure that it meets financial covenants attached to the borrowings facilities defining capital structure requirements, where breach in meeting the financial covenants may permit the lender to call the borrowings. There have been no breach in the financial covenants of any borrowing facilities in the current period. There is no change in the objectives, policies or processes for managing capital over previous year. To maintain the capital structure, the Company may vary the dividend payment to shareholders.

Notes to Standalone Financial Statements

for the year ended 31 March 2025

(All amounts are in ₹ Lakhs, unless otherwise stated)

Particulars	As at 31 March 2025	As at 31 March 2024
Net Debt* (A)	5,533.05	2,528.99
Total Equity (B)	7,641.54	4,499.28
Net Debt to Equity Ratio (A/B)	**0.72**	**0.56**

*Includes current and non- current borrowings.

39. Financial instrument by category

The classification of financial assets and financial liabilities by accounting categorisation for the year are as follows:

Particulars	As at 31 March 2025		As at 31 March 2024	
	Amortised cost	Fair value through profit and loss	Amortised cost	Fair value through profit and loss
Non-current				
Investments	106.01	-	71.77	-
Other financial assets	765.14	-	75.84	-
Current				
Investments	-	8.00	-	5.50
Trade receivables	12,965.93	-	6,074.52	-
Cash and cash equivalents	199.37	-	40.90	-
Other bank balances	2,329.02	-	2,134.21	-
Other financial assets	241.48	-	103.14	-
Total financial assets	**16,606.95**	**8.00**	**8,500.38**	**5.50**
Non-current				
Borrowings	323.63	-	301.02	-
Lease liabilities	113.72	-	-	-
Current				
Borrowings	5,209.42	-	2,227.97	-
Lease liabilities	44.15	-	-	-
Trade payables	4,764.41	-	2,015.45	-
Other financial liabilities	114.89	-	206.34	-
Total financial liabilities	**10,570.22**	**-**	**4,750.78**	**-**

Notes to Standalone Financial Statements

for the year ended 31 March 2025

(All amounts are in ₹ Lakhs, unless otherwise stated)

The Company considers that the carrying amounts of amortised cost of financial assets and financial liabilities recognised in the financial statements are approximate to their fair values.

(ii) Fair value hierarchy

To provide an indication about the reliability of the inputs used in determining fair value, the Company has classified its financial investments into the three levels prescribed under the accounting standard. An explanation of each level follows underneath.

Particulars	Level	As at 31 March 2025	As at 31 March 2024
		Fair value	Fair value
Investment in equity shares (other than subsidiaries and associates)	Level 1	8.00	5.50
TOTAL		**8.00**	**5.50**

Fair values are categorised into different levels in a fair value hierarchy based on the inputs used in the valuation techniques as follows:

Level 1 - Quoted prices in active markets.

Level 2 - Inputs other than quoted prices included within Level 1 that are observable, either directly or indirectly.

Level 3 - Inputs that are not based on observable market data.

Notes to Standalone Financial Statements

for the year ended 31 March 2025

(All amounts are in ₹ Lakhs, unless otherwise stated)

40. Ratios

S.No.	Particulars	Numerator	Denominator	As at 31 March 2025	As at 31 March 2024	% Change	Reason for change
1	Current ratio (In times)	Current assets	Current liabilities	1.58	1.67	-5.41%	Not Applicable
2	Debt-equity ratio (In times)	Total debt (excluding lease liabilities)	Shareholder's equity	0.72	0.56	28.82%	The increase in the ratios is due to a rise in both borrowings and shareholders' capital, with borrowings contributing a larger proportion of the increase than share capital.
3	Debt service coverage ratio (In times)	Earnings for debt service = Profit before tax + Non-cash operating expenses + Interest expenses	Debt Service (Repayment of borrowings + lease payments+ Interest paid)	2.90	0.57	408.60%	Increase due to increase in borrowings
4	Return on equity ratio (%)	Net profits after taxes	Average shareholder's equity	19.18%	42.42%	-54.77%	Due to increase in share capital
5	Inventory turnover ratio (In times)	Cost of materials consumed	Average inventory	-	-	0.00%	Not Applicable
6	Trade receivables turnover ratio (In times)	Revenue from operations	Average trade receivables	1.54	2.24	-31.10%	The decrease in trade receivables ratio is primarily due to increase in Trade receivables as compared to FY 2023-24.
7	Trade payables turnover ratio (In times)	Total purchases of raw material, store, spares and construction cost	Average trade payables	3.59	4.55	-21.01%	Not Applicable
8	Net capital turnover ratio (In times)	Revenue from operations	Working capital = Current assets – Current liabilities	3.06	3.04	0.68%	Not Applicable
9	Net profit ratio (%)	Net Profit after taxes	Revenue from operations	7.94%	11.50%	-30.93%	The ratio has decreased as the increase in net profit after taxes is not increased in proportion to increase in revenue from operations.
10	Return on capital employed (%)	Earnings before interest and taxes (EBIT)	Capital employed =(Tangible Net Worth + Total Debt + Deferred Tax Liability)	13.49%	28.16%	-81.31%	The ratio has decreased due to increase in share capital.
11	Return on investment (%)	Profit before tax+ Finance cost*(1- tax rate)	Total assets	9.44%	18.55%	-49.13%	The ratio has decreased due to increase in share capital.

Notes to Standalone Financial Statements

for the year ended 31 March 2025

(All amounts are in ₹ Lakhs, unless otherwise stated)

41. Terms of repayment of loans and nature of security provided

A. Secured

(i) Term loan from banks / Financial Institutions

Particulars	As at 31 March 2025	As at 31 March 2024	Rate of interest	Repayment terms	Security and other terms
Axis Bank 395864 Hot Mix Plant	-	15.06	8.50%	Repayment is monthly installments over 35 months starting from May'22 and ending on Mar'25	Secured against HOT MIX PLANT
AXIS GRADER-77826	-	4.67	9.01%	Repayment is monthly installments over 52 months starting from Apr'20 and ending on Jul'24	Secured against hypothecation of GRADER
BHARATBENZ- AXIS 93840	-	2.65	9.02%	Repayment is monthly installments over 48 months starting from Aug'20 and ending on Jul'24	Secured against hypothecation of Construction Equipment- Vehicle
BHARATBENZ- AXIS 94084	-	2.64	9.02%	Repayment is monthly installments over 48 months starting from Aug'20 and ending on Jul'24	Secured against hypothecation of Construction Equipment- Vehicle
BOLERO CAMPER - 84446 ICICI LOAN	-	0.27	9.00%	Repayment is monthly installments over 53 months starting from Jan'20 and ending on May'24	Secured against hypothecation of BOLERO CAMPER
CATERPILLAR 120-14 GRADER- CAT FINANCIALS	-	23.18	7.49%	Repayment is monthly installments over 49 months starting from Jan'21 and ending on Nov'24	Secured against hypothecation of GRADER
EXCAVATOR ASHWA ICICI LOAN-1690	-	0.64	9.00%	Repayment is monthly installments over 53 months starting from Dec'19 and ending on Apr'24	Secured against hypothecation of VOLVO HYDRAULIC EXCAVATOR/ EC200D
SHRI RAM FINANCE LTD-LOAN A/C	191.93	-	13.50%	Repayment is monthly installments over 36 months starting from Feb'25 and ending on Jan'28.	Secured against cash margin of 10%
HDFC BANK -MG HECTOR PLUS	10.00	13.95	9.15%	Repayment is monthly installments over 60 months starting from Jul'22 and ending on Jun'27	Secured against hypothecation of MG HECTOR PLUS
HDFC LOAN 6089 VOLVO EXCAVATOR EC200D	-	9.26	9.00%	Repayment is monthly installments over 48 months starting from Dec'20 and ending on Nov'24	Secured against hypothecation of VOLVO EXCAVATOR EC200D
HDFC LOAN -SD110BA SOIL COMPACTOR 2010	-	3.84	9.00%	Repayment is monthly installments over 48 months starting from Dec'20 and ending on Nov'24	Secured against hypothecation of SD110BA SOIL COMPACTOR 2010
ICICI LOAN - HECTOR	-	3.25	9.15%	Repayment is monthly installments over 60 months starting from Oct'19 and ending on Sep'24	Secured against hypothecation of HECTOR

Notes to Standalone Financial Statements

for the year ended 31 March 2025

(All amounts are in ₹ Lakhs, unless otherwise stated)

Particulars	As at 31 March 2025	As at 31 March 2024	Rate of interest	Repayment terms	Security and other terms
INDUSIND BANK-CASE770EX PRO BACKHOE LOADER	7.14	15.10	8.50%	Repayment is monthly installments over 42 months starting from Aug'22 and ending on Jan'26	Secured against hypothecation of CASE770EX PRO BACKHOE LOADER
INNOVA CRYSTA - KOTAK LOAN CF-20035817	7.45	11.11	9.50%	Repayment is monthly installments over 60 months starting from Feb'22 and ending on Jan'27	Secured against hypothecation of INNOVA INNOVA GX 7 SEATER
TATA FANA ICICI LAON - 2024	-	0.38	9.00%	Repayment is monthly installments over 53 months starting from Dec'19 and ending on Apr'24	Secured against hypothecation of commercial vehicle
TATA TISA ICICI LAON-1825	-	0.38	9.00%	Repayment is monthly installments over 53 months starting from Dec'19 and ending on Apr'24	Secured against hypothecation of commercial vehicle
VOLVO FINANCIAL SERVICES	-	10.98	8.25%	Repayment is monthly installments over 47 months starting from Jan'21 and ending on Nov'24	Secured against hypothecation of commercial vehicle
AXIS Bank ECLGS - UER005607007371	29.89	44.24	9.25%	Repayment is monthly installments over 60 months starting from Feb'22 and ending on Oct'26.	Secured against hypothecation of Construction Equipment- Vehicle
HDFC BANK LTD-EX 452980118 ECLGS	-	22.28	9.25%	Repayment is monthly installments over 61 months starting from Apr'22 and ending on May'27.	Secured against hypothecation of Construction Equipment- Vehicle
HDFC ECLGS - 8488288	-	4.30	9.25%	Repayment is monthly installments over 48 months starting from Oct'20 and ending on Sep'24	Secured against hypothecation of Construction Equipment- Vehicle
ICICI BANK LTD ECLGS	-	30.44	9.25%	Repayment is monthly installments over 60 months starting from Apr'22 and ending on Mar'27.	Secured against hypothecation of Construction Equipment- Vehicle
ICICI BANK LTD - UVGUR00046021430	-	2.31	9.50%	Repayment is monthly installments over 35 months starting from Aug'22 and ending on June'25	Secured against hypothecation of commercial vehicle
ICICI BANK LTD - UVGUR00046021521	-	2.31	9.50%	Repayment is monthly installments over 35 months starting from Aug'22 and ending on June'25	Secured against hypothecation of commercial vehicle
ICICI BANK LTD - UVGUR00046021544	-	2.31	9.50%	Repayment is monthly installments over 35 months starting from Aug'22 and ending on June'25	Secured against hypothecation of commercial vehicle
ICICI BANK LTD - UVGUR00046021565	-	2.31	9.50%	Repayment is monthly installments over 35 months starting from Aug'22 and ending on June'25	Secured against hypothecation of commercial vehicle

Notes to Standalone Financial Statements

for the year ended 31 March 2025

(All amounts are in ₹ Lakhs, unless otherwise stated)

Particulars	As at 31 March 2025	As at 31 March 2024	Rate of interest	Repayment terms	Security and other terms
ICICI BANK LTD - UVGUR00046021573	-	2.31	9.50%	Repayment is monthly installments over 35 months starting from Aug'22 and ending on June'25	Secured against hypothecation of commercial vehicle
ICICI BANK LTD - UVGUR00046021609	-	2.31	9.50%	Repayment is monthly installments over 35 months starting from Aug'22 and ending on June'25	Secured against hypothecation of commercial vehicle
ICICI BANK LTD - UVGUR00046021629	-	2.31	9.50%	Repayment is monthly installments over 35 months starting from Aug'22 and ending on June'25	Secured against hypothecation of commercial vehicle
ICICI BANK LTD - UVGUR00046034211	-	2.47	9.50%	Repayment is monthly installments over 35 months starting from Aug'22 and ending on June'25	Secured against hypothecation of commercial vehicle
ICICI ECLGS - 054755000007	-	6.58	9.25%	Repayment is monthly installments over 48 months starting from Apr'21 and ending on June'24	Secured against hypothecation of Construction Equipment- Vehicle
ICICI QUTUB - ECLGS-1927	-	4.91	9.25%	Repayment is monthly installments over 48 months starting from Jul'19 and ending on July'24	Secured against hypothecation of commercial vehicle
INDUSIND BANK ECLGS	10.80	15.01	8.75%	Repayment is monthly installments over 36 months starting from May 22 and ending on April'27	Secured against hypothecation of commercial vehicle
Sundaram Finance ECLGS	13.42	19.51	9.25%	Repayment is monthly installments over 60 months starting from Mar'22 and ending on Feb'27.	Secured against hypothecation of commercial vehicle
HDFC-TOYOTA FORTUNER	31.24	39.46	9.00%	Repayment is monthly installments over 60 months starting from Jun'23 and ending on May'28	Secured against hypothecation of TOYOTO FORTUNER
Axis-Jayo	6.46	8.66	9.15%	Repayment is monthly installments over 48 months starting from Oct'23 and ending on Sep'27.	Secured against hypothecation of commercial vehicle
Axis-Self loading concrete mixutre	26.97	35.37	9.15%	Repayment is monthly installments over 48 months starting from Oct'23 and ending on Sep'27.	Secured against hypothecation of commercial vehicle
Axis-Batching plant	18.87	25.29	9.15%	Repayment is monthly installments over 48 months starting from Oct'23 and ending on Sep'27.	Secured against hypothecation of Batching Plant
HDFC-Scorpio N	18.61	22.96	8.80%	Repayment is monthly installments over 60 months starting from Oct'23 and ending on Sep'28.	Secured against hypothecation of Scorpio N

Notes to Standalone Financial Statements

for the year ended 31 March 2025

(All amounts are in ₹ Lakhs, unless otherwise stated)

Particulars	As at 31 March 2025	As at 31 March 2024	Rate of interest	Repayment terms	Security and other terms
Axis-XUV700	18.51	22.86	8.95%	Repayment is monthly installments over 60 months starting from Oct'23 and ending on Sep'28.	Secured against hypothecation of XUV-700
MAHINDRA BLAZO 28- 1	24.38	31.86	8.95%	Repayment is monthly installments over 48 months starting from Jan'24 and ending on Dec'27.	Secured against hypothecation of commercial vehicle
MAHINDRA BLAZO 28- 2	24.38	31.86	8.95%	Repayment is monthly installments over 48 months starting from Jan'24 and ending on Dec'27.	Secured against hypothecation of commercial vehicle
AXIS BANK - CRANE-CER005611783549	13.29	-	1 Year MCLR (9.35%) p.a. + Spread 0.15% p.a.	Repayment is monthly installments over 36 months starting from Oct'24 and ending on Sep'27.	Secured against hypothecation of commercial vehicle
AXIS BANK - CONCRETE BATCHING - CER005611783488	34.86	-	1 Year MCLR (9.35%) p.a. + Spread 0.15% p.a.	Repayment is monthly installments over 36 months starting from Oct'24 and ending on Sep'27.	Secured against hypothecation of Construction Equipment
AXIS BANK - MAHINDRA & MAHINDRA BOLERO CAMPER- NEW	8.76	-	1 Year MCLR (9.35%) p.a. + Spread 0.15% p.a.	Repayment is monthly installments over 36 months starting from Nov'24 and ending on Oct'27.	Secured against hypothecation of commercial vehicle
AXIS BANK - MAHINDRA BOLERO NEW	7.88	-	1 Year MCLR (9.35%) p.a. + Spread 0.15% p.a.	Repayment is monthly installments over 36 months starting from Nov'24 and ending on Oct'27.	Secured against hypothecation of commercial vehicle
	504.84	**501.59**			

Notes to Standalone Financial Statements

for the year ended 31 March 2025

(All amounts are in ₹ Lakhs, unless otherwise stated)

(ii) Working capital loan

Particulars	As at 31 March 2025	As at 31 March 2024	Rate of interest	Repayment terms	Security and other terms
NATIONAL SMALL INDUSTRIES COPORATION LTD	-	92.05	Upto 180 days - 9%, after 180 days- 9% + 1.25% for each quarter	In 180 days	Secured against bank guarantee
FEDERAL WCDL LOAN-15285400002440	500.00	-	RBI Repo rate + Spread (9.75%)	Repayable on demand	a) Secured against first Pari Passu charge on the on entire stock, book debts, outstanding monies b) 40% cash collateral in the form of Fixed Deposit
HDFC UBSTL LOAN	112.50	-	9.50+3 month repo rate	Repayment is monthly installments over 12 months starting from Jan'25 and ending on Dec'25.	a) Secured against first Pari Passu charge on the on entire stock, book debts, outstanding monies b) Lien marked fixed deposits
HDFC WCDL LOAN-027LN06250640001	180.00	-	9.50+3 month repo rate	Repayable on demand	
FEDERAL WCDL LOAN-15285400002457	500.00	-	RBI Repo rate + Spread (9.75%)	Repayable on demand	a) Secured against first Pari Passu charge on the on entire stock, book debts, outstanding monies b) 40% cash collateral in the form of Fixed Deposit
	1,292.50	**92.05**			

Notes to Standalone Financial Statements

for the year ended 31 March 2025

(All amounts are in ₹ Lakhs, unless otherwise stated)

(iii) Other short term loans from banks

Particulars	As at 31 March 2025	As at 31 March 2024	Rate of interest	Repayment terms	Security and other terms
ICICI BANK	1,726.88	579.64	RBI Repo rate + Spread (2.9% p.a.)	Repayable on demand	a) First Pari-passu charge on current assets of the company, b) First Pari-passu charge on moveable fixed assets of the company, and c) Exclusive charge on the immovable fixed assets of the directors of the company.
ICICI BANK-1	19.75	40.57	RBI Repo rate + Spread (2.9% p.a.)	Repayable on demand	a) First Pari-passu charge on current assets of the company, b) First Pari-passu charge on moveable fixed assets of the company, and c) Exclusive charge on the immovable fixed assets of the directors of the company.
ICICI BANK- LC issued	-	117.95			
CAPSAVE FINANCE PVT LTD	95.09	-	14.00%	Repayable on demand	a) Secured against Bank Guarantee
VIVRITI CAPITAL LIMITED	896.18	-	13.00%	Repayable on demand	a) Secured against First and exclusive charge, by way of hypothecation, over the stock/ inventory/ raw materials purchased from the Suppliers under this Facility Secured against Fixed deposit b) cash margin
SHRI RAM FINANCE LIMITED	60.73	-	13.50%	Repayable on demand	a) Secured against cash margin of 10%
FEDERAL BANK A/C - 13555500002538	395.46	-	9.85%	Repayable on demand	a) Secured against Fixed deposit
HDFC BANK LTD	389.70	421.00	9% Linked to 3M T-Bill	Repayable on demand	a) First Pari-passu charge on current assets of the company, b) First Pari-passu charge on moveable fixed assets of the company, and c) Exclusive charge on the immovable fixed assets of the directors of the company.
Punjab National Bank	-	696.14	RLLR + BSP(0.25%) + Spread (0.60%)	Repayable on demand	
	3,583.79	**1,855.30**			
Total secured (i+ii+iii)	**5,381.13**	**2,448.94**			

Notes to Standalone Financial Statements

for the year ended 31 March 2025

(All amounts are in ₹ Lakhs, unless otherwise stated)

B. Unsecured

(i) Loan from Banks / Financial Institutions

Particulars	As at 31 March 2025	As at 31 March 2024	Rate of interest	Repayment terms	Security and other terms
BL - ADITYA BIRLA FINANACE LTD	5.05	16.01	18.00%	Repayment is monthly installments over 36 months starting from Aug'22 and ending on Aug'25	NA
BL-INDUSLND BANK	5.68	18.53	18.00%	Repayment is monthly installments over 38 months starting from Aug'22 and ending on Sep'25	NA
BUSINESS LOAN-NEOGROWTH CREDIT PVT LTD	-	16.01	18.50%	Repayment is monthly installments over 30 months starting from May'22 and ending on May'25	NA
SUNDARAM FINANCE LTD	-	0.55	9.00%	Repayable on demad	NA
	10.73	**51.10**			

(ii) Loan from related parties

Particulars	As at 31 March 2025	As at 31 March 2024	Rate of interest	Repayment terms	Security and other terms
PANKAJ SHARMA	-	28.95	NA	Repayable on demand	NA
K2 Nextgen Solutions Private Limited (previously known as K2 Cloud Private Limited)	15.30	-	10.00%	Repayable on demand	NA
K2 Recyclers Private Limited	125.88	-	10.00%	Repayable on demand	NA
	141.19	**28.95**			NA
Total unsecured (i+ii)	**151.92**	**80.05**			

C) Default/delay in payment

There is no default or delay in repayment of principal amount and payment of interest during the current year and previous year.

D) Borrowing based on security of current assets

The Company has obtained various borrowings from banks on basis of security of current assets wherein the revised quarterly statements of current assets as filed with banks are in agreement with the books.

Notes to Standalone Financial Statements

for the year ended 31 March 2025

(All amounts are in ₹ Lakhs, unless otherwise stated)

42. Corporate social responsibility (CSR)

a) CSR is applicable on the company for FY 2024-25. Company creates CSR liability for the year and consider the expenditure amount as and when incurred.

b) Amount spent during the year:

Particulars	Year ended 31 March 2025	Year ended 31 March 2024
Gross amount required to be spent as per Sec 135 of the Companies Act, 2013	21.30	10.85
Add : Unspent amount required to be spent during the year	-	-
Amount approved by the board to be spent during the year	21.30	10.85

- There is no amount unspent towards corporate social responsibility during the year ended 31 March 2025.
- The nature of corporate social responsibility activities undertaken by the Company for the year ended 31 March 2025 includes promoting health care including preventive health care.

43. There were no amounts which are required to be transferred to the Investor Education and Protection Fund by the Company during the year ended 31 March 2025 and 2024.

44. Segment Reporting

As permitted by paragraph 4 of Ind AS 108, "Operating Segments", notified under section 133 of the Companies Act, 2013, read together with the relevant rules issued thereunder, if a single financial report contains both consolidated financial statements and the standalone financial statements of the parents, segment information need to be presented only on the basis of the consolidated financial statements. Thus, disclosures regarding Operating segment is presented in Consolidated Financial Statements.

45. The Company did not enter into any transactions which are not recorded in the books of accounts and has been surrendered or disclosed as income during the year in the tax assessments under the Income Tax Act, 1961 during the year ended 31 March 2025 and 2024.

46. During the year ended 31 March 2025 and 2024, the Company has not advanced or loaned or invested funds to any other person(s) or entity(ies), including foreign entities (Intermediaries) with the understanding (whether recorded in writing or otherwise) that the Intermediaries shall; (a) directly or indirectly lend or invest in other persons or entities identified in any manner whatsoever by or on behalf of the Company (Ultimate Beneficiaries) or (b) provide any guarantee, security or the like to or on behalf of the Ultimate Beneficiaries.

47. During the year ended 31 March 2025 and 2024, the Company has not received any funds from any person(s) or entity(ies), including foreign entities (Funding Party) with the understanding (whether recorded in writing or otherwise) that the Company shall; (a) directly or indirectly lend or invest in other persons or entities identified in any manner whatsoever by or on behalf of the Company (Ultimate Beneficiaries) or (b) provide any guarantee, security or the like to or on behalf of the Ultimate Beneficiaries.

Notes to Standalone Financial Statements

for the year ended 31 March 2025

(All amounts are in ₹ Lakhs, unless otherwise stated)

48. No proceedings have been initiated or pending against the Company for holding any benami property under Benami Transactions (Prohibition) Act, 1988 (45 of 1988) and rules made thereunder during the year ended 31 March 2025 and 2024.

49. The Company has not traded or invested in Crypto currency or Virtual currency anytime during the year ended 31 March 2025 and 2024.

50. The company does not have any transaction/balances with struck off companies during the year ended 31 March 2025 and 2024.

51. The Company has not registered charges with the Registrar of Companies (ROC) amounting to ₹53.85 lakhs and ₹77.25 lakhs beyond the statutory period for the year ended 31 March 2025 and 31 March 2024 respectively. Further, the Company is in process of filling charge satisfaction with ROC for the loans amounting to ₹541.84 lakhs and ₹1,524.45 lakhs for the year ended 31 March 2025 and 31 March 2024 respectively.

52. The Company is in compliance with the number of layers prescribed under clause (87) of section 2 of the Companies Act read with the Companies (Restriction on number of Layers) Rules, 2017.

53. Details of reconciliation between quarterly statement filed by Company and books of accounts are as follows:

Item	31 March 2025	31 December 2024	30 September 2024	30 June 2024
As per quarterly statements*				
Raw Material	1,235.87	1,033.45	680.86	712.99
WIP	1,766.36	2,422.06	1,557.31	2,123.15
Trade receivables	9,031.71	3,407.83	3,531.59	2,625.78
As per unaudited quarterly books of account*				
Raw Material	-	-	-	-
WIP	-	-	-	-
Trade receivables	13,750.11	3,331.74	3,853.90	2,493.48

*The Company has charged project related inventories to the cost of constructions in the statement of profit and loss due to application of Ind AS-115 on Revenue from Contract with Customers. The difference in trade receivables is due to quarterly return submitted on provisional accounts basis, updated based on subsequent adjustments in the books of account.

54. During the year ended 31 March 2025 and 2024, the Company has used the borrowings from banks and financial institutions for the specific purpose for which it was taken at the balance sheet date.

55. The Company has not revalued any of its property, plant and equipment during the year ended 31 March 2025 and 2024. Hence, the amount of change in gross and net carrying amount due to revaluation and impairment losses/reversals is nil.

56. The Company has not been declared as a wilful defaulter by any bank or financial institution or other lender in the year ended 31 March 2025 and 2024.

Notes to Standalone Financial Statements

for the year ended 31 March 2025

(All amounts are in ₹ Lakhs, unless otherwise stated)

57. During the year ended 31 March 2025 and 2024, no loans or advances in the nature of loans have been granted to promoters, directors, KMPs and the related parties (as defined under Companies Act, 2013,) either severally or jointly with any other person, that are:

(a) repayable on demand, or,

(b) without specifying any terms or period of repayment.

58. The Company did not have any long-term contracts including derivatives contracts for which there were any material foreseeable losses.

59. The Company has used an accounting software during the year for maintaining its books of account which has a feature of recording audit trail (edit log) facility and the same has operated throughout the year for all relevant transactions recorded in the software. However, the audit trail has not been preserved by the Company for previous year as per the statutory requirements for record retention.

60. These standalone financial statements have been approved by the Board of Directors in their meeting held on 29 May 2025.

For S.N. Dhawan & CO LLP
Chartered Accountants
Firm Registration No.000050N/N500045

Rahul Singhal
Partner
Membership No.096570

Place: Gurugram
Date: 29 May 2025

For and on behalf of the Board of Directors of
K2 Infragen Limited (Previously known as K2 Infragen Private Limited)

Pankaj Sharma
Managing Director
DIN: 03318951

Naresh Kumar
Director
DIN: 09163376

Priyanka Pareek
CFO
Membership No.: 424961

Jyoti Pulyani
Company Secretary
Membership No.: A55697

INDEPENDENT AUDITOR'S REPORT

To the Members of
K2 Infragen Limited
(Formerly known as K2 Infragen Private Limited)

Report on the Audit of the Consolidated Financial Statements

Opinion

We have audited the accompanying consolidated financial statements of K2 Infragen Limited (Formerly known as K2 Infragen Private Limited) ("the Holding Company"), its subsidiary (Holding Company and its subsidiary together referred to as "the Group") and its associate, which comprise the Consolidated Balance Sheet as at 31 March 2025, the Consolidated Statement of Profit and Loss (including Other Comprehensive Income), the Consolidated Statement of Changes in Equity and the Consolidated Statement of Cash Flows for the year then ended, and notes to the consolidated financial statements, including a summary of material accounting policies information and other explanatory information (the "Consolidated Financial Statements").

In our opinion and to the best of our information and according to the explanations given to us, and based on the consideration of reports of the other auditors on separate financial statements of the subsidiary and associate referred to in the Other Matters section below, the aforesaid Consolidated Financial Statements give the information required by the Companies Act, 2013 ("the Act") in the manner so required and give a true and fair view in conformity with the Indian Accounting Standards prescribed under section 133 of the Act read with the Companies (Indian Accounting Standards) Rules, 2015, as amended ("Ind AS"), and other accounting principles generally accepted in India, of the consolidated state of affairs of the Group as at 31 March 2025, and its consolidated profit, consolidated total comprehensive income, the consolidated changes in equity and its consolidated cash flows for the year ended on that date.

Basis for Opinion

We conducted our audit of the consolidated financial statements in accordance with the Standards on Auditing (SAs) specified under section 143(10) of the Act. Our responsibilities under those Standards are further described in the Auditor's Responsibility for the Audit of the Consolidated Financial Statements section of our report. We are independent of the Group in accordance with the Code of Ethics issued by the Institute of Chartered Accountants of India ("the ICAI") together with the ethical requirements that are relevant to our audit of the consolidated financial statements under the provisions of the Act and the Rules made thereunder, and we have fulfilled our other ethical responsibilities in accordance with these requirements and the ICAI's Code of Ethics. We believe that the audit evidence we have obtained and the audit evidence obtained by the other auditors in terms of their reports referred to in Other Matters paragraph below is sufficient and appropriate to provide a basis for our audit opinion on the consolidated financial statements.

Key Audit Matters

Key audit matters are those matters that, in our professional judgment, were of most significance in our audit of the consolidated financial statements of the current period. These matters were addressed in the context of our audit of the consolidated financial statements as a whole, and in forming our opinion thereon, and we do not provide a separate opinion on these matters. We have determined the matters described below to be the key audit matters to be communicated in our report.

Sr. No.	Key Audit Matter	Auditor's Response
1.	**Revenue Recognition for Construction Contracts:** (Refer note 2 and note 23 to the consolidated financial statements) Ind AS 115 requires the Company to apply significant judgements in estimating revenue to be recognized on contracts with customers, including estimation of costs to complete. The Company recognizes revenue on the basis of stage of completion in proportion to the contract costs incurred at balance sheet date, relative to the total estimated costs of the contract at completion. The recognition of revenue is therefore dependent on estimates in relation to the total estimated costs of each such contract. Significant judgements are involved in determining the expected losses, when such losses become probable based on the expected total contract cost. Cost contingencies are included in these estimates to take into account specific risks of uncertainties or disputed claims against the Company arising within each contract. These contingencies are reviewed by the Management on a regular basis throughout the life of the contract and adjusted where appropriate. The revenue on contracts may also include variable consideration (variations and claims). Variable consideration is recognised when the recovery of such consideration is highly probable.	**Principal audit procedures performed:** We have performed the following principal audit procedures: Obtained and read contract documents for each selection, change orders, and other documents that were part of the agreement. Identified significant terms and deliverables in the contract to assess management's conclusions regarding (i) identification of distinct performance obligations; (ii) changes to costs to complete as work progresses and as a consequence of change orders; (iii) the impact of change orders on the transaction price; and (iv) the evaluation of the adjustment to the transaction price on account of variable consideration. Compared costs incurred with the Company's estimates of costs incurred to date to identify significant variations and evaluated whether those variations have been considered appropriately in estimating the remaining costs to complete the contract. Tested the estimate for consistency with the status of delivery of milestones and customer acceptance to identify possible delays in achieving milestones, which require changes in estimated costs or efforts to complete the remaining performance obligation.

Information Other than the Consolidated Financial Statements and Auditor's Report Thereon

The Holding Company's Board of Directors is responsible for the other information. The other information comprises the information included in the Director's Report but does not include the consolidated financial statements and our auditor's report thereon. The Director's report is expected to be made available to us after the date of this auditor's report.

Our opinion on the consolidated financial statements does not cover the other information and we do not express any form of assurance conclusion thereon.

In connection with our audit of the consolidated financial statements, our responsibility is to read the other information identified above when it becomes available and, in doing so, consider whether the other information is materially inconsistent with the consolidated financial statements, or our knowledge obtained during the course of our audit or otherwise appears to be materially misstated.

When we read the Director's Report, if we conclude that there is a material misstatement therein, we are required to communicate the matter to those charged with governance.

Responsibilities of Management and Those Charged with Governance for the Consolidated Financial Statements

The Holding Company's Management and Board of Directors are responsible for the preparation and presentation of these consolidated financial statements in term of the requirements of the Act, that give a true and fair view of the consolidated financial position, consolidated financial performance including other comprehensive income, consolidated cash flows and consolidated changes in equity of the Group and its associate in accordance with the Ind AS and other accounting principles generally accepted in India, including Indian accounting standards specified under section 133 of the Act. The respective board of directors of the companies included in the Group and its associate are responsible for maintenance of adequate accounting records in accordance with the provisions of the Act for safeguarding the assets of the Group and its associate and for preventing and detecting frauds and other irregularities; selection and application of appropriate accounting policies; making judgments and estimates that are reasonable and prudent; and design, implementation and maintenance of adequate internal financial controls, that were operating effectively for ensuring the accuracy and completeness of the accounting records, relevant to the preparation and presentation of the consolidated financial statement that give a true and fair view and are free from material misstatement, whether due to fraud or error.

In preparing the consolidated financial statements, the respective Management and board of directors of the companies included in the Group and of its associate are responsible for assessing the Group and its associate's ability to continue as a going concern, disclosing, as applicable, matters related to going concern and using the going concern basis of accounting unless management either intends to liquidate the Company or to cease operations, or has no realistic alternative but to do so.

The respective board of directors of the companies included in the Group and its associate are also responsible for overseeing the financial reporting process of the respective companies.

Auditor's Responsibility for the Audit of the Consolidated Financial Statements

Our objectives are to obtain reasonable assurance about whether the consolidated financial statements as a whole are free from material misstatement, whether due to fraud or error, and to issue an auditor's report that includes our opinion. Reasonable assurance is a high level of assurance but is not a guarantee that an audit conducted in accordance with SAs will always detect a material misstatement when it exists. Misstatements can arise from fraud or error and are considered material if, individually or in the aggregate, they could reasonably be expected to influence the economic decisions of users taken on the basis of these consolidated financial statements.

As part of an audit in accordance with SAs, we exercise professional judgment and maintain professional skepticism throughout the audit. We also:

- Identify and assess the risks of material misstatement of the consolidated financial statements, whether due to fraud or error, design and perform audit procedures responsive to those risks, and obtain audit evidence that is sufficient and appropriate to provide a basis for our opinion. The risk of not detecting a material misstatement resulting from fraud is higher than for one resulting from error, as fraud may involve collusion, forgery, intentional omissions, misrepresentations, or the override of internal control.

- Obtain an understanding of internal financial control relevant to the audit in order to design audit procedures that are appropriate in the circumstances. Under section 143(3)(i) of the Act, we are also responsible for expressing our opinion on whether the Holding Company has adequate internal financial controls system over financial reporting in place and the operating effectiveness of such controls.

- Evaluate the appropriateness of accounting policies used and the reasonableness of accounting estimates and related disclosures made by the management.

- Conclude on the appropriateness of management and Board of Directors use of the going concern basis of accounting and, based on the audit evidence obtained,

whether a material uncertainty exists related to events or conditions that may cast significant doubt on the Group and its associate's ability to continue as a going concern. If we conclude that a material uncertainty exists, we are required to draw attention in our auditor's report to the related disclosures in the consolidated financial statements or, if such disclosures are inadequate, to modify our opinion. Our conclusions are based on the audit evidence obtained up to the date of our auditor's report. However, future events or conditions may cause the Company to cease to continue as a going concern.

- Evaluate the overall presentation, structure and content of the consolidated financial statements, including the disclosures, and whether the consolidated financial statements represent the underlying transactions and events in a manner that achieves fair presentation.

- Obtain sufficient appropriate audit evidence regarding the financial information of the Holding Company to express an opinion on the consolidated financial statements. We are responsible for the direction, supervision and performance of the audit of the financial statements of such entities included in the consolidated financial statements of which we are the independent auditors. For the other entities included in the consolidated financial statements, which have been audited by the other auditors, such other auditors remain responsible for the direction, supervision and performance of the audits carried out by them. We remain solely responsible for our audit opinion.

We communicate with those charged with governance of the Holding Company of which we are the independent auditors regarding, among other matters, the planned scope and timing of the audit and significant audit findings, including any significant deficiencies in internal control that we identify during our audit.

We also provide those charged with governance with a statement that we have complied with relevant ethical requirements regarding independence, and to communicate with them all relationships and other matters that may reasonably be thought to bear on our independence, and where applicable, related safeguards.

From the matters communicated with those charged with governance, we determine those matters that were of most significance in the audit of the consolidated financial statements of the current period and are therefore the key audit matters. We describe these matters in our auditor's report unless law or regulation precludes public disclosure about the matter or when, in extremely rare circumstances, we determine that a matter should not be communicated in our report because the adverse consequences of doing so would reasonably be expected to outweigh the public interest benefits of such communication.

Other Matter

a) We did not audit the financial statements of a subsidiary whose financial information reflects total assets of ₹ 30.48 lakhs as at 31 March 2025, total revenue from operations of ₹ 19.64 lakhs, net profit after tax of ₹ 0.48 lakhs and total comprehensive income of ₹ 0.48 lakhs and net cash inflows of ₹ 20.52 lakhs for the period from 9 October 2024 to 31 March 2025. The Statement also include the Group's share of net loss after tax of ₹ 10.72 for the year ended 31 March 2025, as considered in the Statement, in respect of associate, whose financial statements have not been audited by us. These financial statements have been audited by other auditors whose reports have been furnished to us by the Board of Directors and our opinion on the Consolidated Financial Results, in so far as it relates to the amounts and disclosures included in respect of these entities, is based on the reports of such auditors and the procedures performed by us are as stated Auditor's Responsibility section above.

Our opinion is not modified in respect of this matters.

Report on Other Legal and Regulatory Requirements

1. As required by the Companies (Auditor's Report) Order, 2020 ("the Order"), issued by the Central Government of India in terms of sub-section (11) of Section 143 of the Act, based on the comments in the auditors' report of Holding Company, its subsidiary and associates incorporated in India, we report the matters specified in paragraphs 3 and 4 of the Order, to the extent applicable:

   (xxi) Qualifications or adverse remarks by the respective auditors of the Holding Company, its subsidiary and associates incorporated in India, in the Companies (Auditor's Report) Order (CARO) reports of such Company, its subsidiary and associates included in the Consolidated Financial Statements, are given below

S. No	Name	CIN	Holding company/ Associate	Clause number of the CARO report which is qualified or adverse
1	K2 Recycler Private Limited	U52110HR2021PTC095002	Associate Company	xvii

2. As required by Section 143(3) of the Act, we report to the extent applicable that:

a) We have sought and obtained all the information and explanations which to the best of our knowledge and belief were necessary for the purposes of our audit of the aforesaid consolidated financial statements.

b) In our opinion, proper books of account as required by law relating to preparation of the aforesaid Consolidated Financial Statements have been kept so far as it appears from our examination of those books and the reports of the other auditors except for keeping backup on daily basis of such books of account maintained in electronic mode in a server physically located in India and for the matters stated in paragraph 2(i)(vi) below on reporting under Rule 11(g) of the Companies (Audit and Auditors) Rules, 2014.

c) The Consolidated Balance Sheet, the Consolidated Statement of Profit and Loss (including Other Comprehensive Income), the Consolidated Statement of Changes in Equity and the Consolidated Statement of Cash Flows dealt with by this Report are in agreement with the relevant books of account maintained for the purpose of preparation of the consolidated financial statements.

d) In our opinion, the aforesaid consolidated financial statements comply with the Ind AS specified under Section 133 of the Act.

e) On the basis of the written representations received from the directors of the Holding Company as on 31 March 2025 taken on record by the Board of Directors of the Holding Company and the reports of the statutory auditors of its subsidiary and associate incorporated in India, none of the directors are disqualified as on 31 March 2025 from being appointed as a director in terms of Section 164(2) of the Act.

f) The modifications relating to the maintenance of accounts and other matters connected therewith are as stated in the paragraph 2(b) above on reporting under Section 143(3)(b) of the Act and paragraph 2(i)(vi) below on reporting under Rule 11(g) of the Companies (Audit and Auditors) Rules, 2014.

g) With respect to the adequacy of the internal financial controls over financial reporting of the Group and its associate incorporated in India and the operating effectiveness of such controls, refer to our separate report in "Annexure A".

Reporting on adequacy of internal financial controls over financial reporting and operating effectiveness of such controls, under section 143(3)(i) of the Act, for the subsidiary and associate incorporated in India are not applicable in view of exemption available under Ministry of Corporate Affairs (MCA) notification no. G.S.R. 583(E) dated 13 June 2017, read with general circular No. 08/2017 dated 25 July 2017.

h) With respect to the other matters to be included in the Auditors' Report in accordance with the requirements of section 197(16) of the Act, as amended, in our opinion and to the best of our information and according to the explanations given to us, the remuneration paid by the Holding Company to its directors during the year is in accordance with the provisions of section 197 of the Act.

i) With respect to the other matters to be included in the Auditor's Report in accordance with Rule 11 of the Companies (Audit and Auditors) Rules, 2014, as amended, in our opinion and to the best of our information and according to the explanations given to us and based on the consideration of the report of the other auditors on separate financial statements of the associates incorporated in India and whose financial statements have been audited under the Act, as noted in the 'Other matters' paragraph:

i. The consolidated financial statements disclose the impact of pending litigations on the consolidated financial position of the Group, its associates. (Refer Note 34 to the consolidated financial statements)

ii. The Group, its associates did not have any material foreseeable losses on long-term contracts including derivative contracts.

iii. There were no amounts which were required to be transferred to the Investor Education and Protection Fund by the Group and its associates. (Refer Note 45 to the consolidated financial statements)

iv. (a). The respective Managements of the Holding Company and its subsidiary and associates which are companies incorporated in India, whose financial statements have been audited under the Act, have represented to us and the other auditors of such subsidiary and associates that, to the best of their knowledge and belief, no funds have been advanced or loaned or invested (either from borrowed

funds or share premium or any other sources or kind of funds) by the Holding Company or any of such subsidiary and associates to or in any other person(s) or entity(ies), including foreign entities ("Intermediaries"), with the understanding, whether recorded in writing or otherwise, that the Intermediary shall, directly or indirectly lend or invest in other persons or entities identified in any manner whatsoever by or on behalf of the Holding Company or any of such subsidiary and associates ("Ultimate Beneficiaries") or provide any guarantee, security or the like on behalf of the Ultimate Beneficiaries. (Refer note 47 to the consolidated financial statements)

(b). The respective Managements of the Holding Company and its subsidiary and associates which are companies incorporated in India, whose financial statements have been audited under the Act, have represented to us and the other auditors of such subsidiary and associates that, to the best of their knowledge and belief, no funds have been received by the Holding Company or any of such subsidiary and associates from any person(s) or entity(ies), including foreign entities ("Funding Parties"), with the understanding, whether recorded in writing or otherwise, that the Holding Company or any of such subsidiary and associates shall, directly or indirectly, lend or invest in other persons or entities identified in any manner whatsoever by or on behalf of the Funding Party ("Ultimate Beneficiaries") or provide any guarantee, security or the like on behalf of the Ultimate Beneficiaries. (Refer note 48 to the consolidated financial statements)

(c). Based on the audit procedures that have been considered reasonable and appropriate in the circumstances performed by us and that performed by the auditors of the subsidiary and associates which are companies incorporated in India whose financial statements have been audited under the Act, nothing has come to our or other auditors' notice that has caused us or other auditors to believe that the representations under sub-clause (i) and (ii) of Rule 11(e) as provided under (a) and (b) above, contain any material misstatement.

v. The Holding Company and its subsidiary and associates companies incorporated in India has not declared or paid any dividend during the year and has not proposed final dividend during the year.

vi. Based on our examination which included test checks, and that performed by the respective auditors of the subsidiary and associate which are companies incorporated in India whose financial statements have been audited under the Act, the Holding Company, subsidiary and associate has used an accounting software for maintaining its books of account for the financial year ended 31 March 2025, which has a feature of recording audit trail (edit log) facility and the same has operated throughout the year for all relevant transactions recorded in the software. Further, during the course of our audit we and respective auditors of the above referred subsidiary and associate did not come across any instance of audit trail feature being tampered with.

Additionally, the audit trail to the extent it was enabled as stated above, has not been preserved by the Holding Company as per the statutory requirements for record retention.

For **S.N. Dhawan & CO LLP**
Chartered Accountants
(Firm's Registration No. 000050N/N500045)

Rahul Singhal
Partner
Membership No. 096570
UDIN: 25096570BMIQNH3684

Place: Gurugram
Date:

ANNEXURE A TO THE INDEPENDENT AUDITOR'S REPORT

(Referred to in paragraph 2(g) under 'Report on Other Legal and Regulatory Requirements' section of our report of even date)

Report on the Internal Financial Controls Over Financial Reporting under Clause (i) of Sub- section 3 of Section 143 of the Companies Act, 2013 ("the Act")

In conjunction with our audit of the consolidated financial statements of the Company as of and for the year ended 31 March 2025, we have audited the internal financial controls with reference to consolidated financial statements of K2 Infragen Limited (Formerly known as K2 Infragen Private Limited) ("the Holding Company") as of that date. Reporting on adequacy of internal financial controls over financial reporting and operating effectiveness of such controls, under section 143(3)(i) of the Act, for the subsidiary and associate which are companies incorporated in India are not applicable in view of exemption available under Ministry of Corporate Affairs (MCA) notification no. G.S.R. 583(E) dated 13 June 2017, read with general circular No. 08/2017 dated 25 July 2017.

Responsibilities of Management and Those Charged with Governance for Internal Financial Controls

The Management and Board of Directors of the Holding Company are responsible for establishing and maintaining internal financial controls based on the internal financial control with reference to consolidated financial statements criteria established by the respective companies considering the essential components of internal control stated in the Guidance Note on Audit of Internal Financial Controls over Financial Reporting ("Guidance note") issued by the Institute of Chartered Accountants of India ("the ICAI"). These responsibilities include the design, implementation and maintenance of adequate internal financial controls that were operating effectively for ensuring the orderly and efficient conduct of the company's business, including adherence to the respective company's policies, the safeguarding of the company's assets, the prevention and detection of frauds and errors, the accuracy and completeness of the accounting records, and the timely preparation of reliable financial information, as required under the Act.

Auditor's Responsibility

Our responsibility is to express an opinion on the internal financial controls over financial reporting of the Holding Company as aforesaid, based on our audit. We conducted our audit in accordance with the Guidance Note issued by the ICAI and the Standards on Auditing prescribed under Section 143(10) of the Companies Act, 2013, to the extent applicable to an audit of internal financial controls. Those Standards and the Guidance Note require that we comply with ethical requirements and plan and perform the audit to obtain reasonable assurance about whether adequate internal financial controls over financial reporting was established and maintained and if such controls operated effectively in all material respects.

Our audit involves performing procedures to obtain audit evidence about the adequacy of the internal financial controls system over financial reporting and their operating effectiveness. Our audit of internal financial controls over financial reporting included obtaining an understanding of internal financial controls over financial reporting, assessing the risk that a material weakness exists, and testing and evaluating the design and operating effectiveness of internal control based on the assessed risk. The procedures selected depend on the auditor's judgement, including the assessment of the risks of material misstatement of the consolidated financial statements, whether due to fraud or error.

We believe that the audit evidence we have obtained is sufficient and appropriate to provide a basis for our audit opinion on the internal financial controls system with reference to consolidated financial statements of the Holding Company as aforesaid.

Meaning of Internal Financial Controls with reference to consolidated Financial Statements

A company's internal financial controls with reference to consolidated financial statements is a process designed to provide reasonable assurance regarding the reliability of financial reporting and the preparation of consolidated financial statements for external purposes in accordance with generally accepted accounting principles. A company's internal financial control over financial reporting includes those policies and procedures that

1) pertain to the maintenance of records that, in reasonable detail, accurately and fairly reflect the transactions and dispositions of the assets of the Company;

2) provide reasonable assurance that transactions are recorded as necessary to permit preparation of consolidated financial statements in accordance with generally accepted accounting principles, and that receipts and expenditures of the company are being made only in accordance with authorisations of management and directors of the Company; and

3) provide reasonable assurance regarding prevention or timely detection of unauthorised acquisition, use, or disposition of the Company's assets that could have a material effect on consolidated financial statements.

Inherent Limitations of Internal Financial Controls with reference to Consolidated Financial Statements

Because of the inherent limitations of internal financial controls with reference to consolidated financial statements, including the possibility of collusion or improper management override of controls, material misstatements due to error or fraud may occur and not be detected. Also, projections of any evaluation of the internal financial controls over financial reporting to future periods are subject to the risk that the internal financial control over financial reporting may become inadequate because of changes in conditions, or that the degree of compliance with the policies or procedures may deteriorate.

Opinion

In our opinion, to the best of our information and according to the explanations given to us, the Holding Company have, in all material respects, an adequate internal financial controls system over financial reporting and such internal financial controls over financial reporting were operating effectively as at 31 March 2025, based on the criteria for internal financial control over financial reporting established by the Holding Company considering the essential components of internal control stated in the Guidance Note on Audit of Internal Financial Controls Over Financial Reporting issued by the Institute of Chartered Accountants of India.

For **S.N. Dhawan & CO LLP**
Chartered Accountants
(Firm's Registration No. 000050N/N500045)

Rahul Singhal
Partner
Membership No. 096570
UDIN: 25096570BMIQNI8702

Place: Gurugram
Date: 29 May 2025

Consolidated Balance Sheet

as at 31 March 2025

(All amounts are in ₹ Lakhs, unless otherwise stated)

Particulars	Note No.	As at 31 March 2025	As at 31 March 2024
I. ASSETS			
A. Non-current assets			
Property, plant and equipment	3	846.13	901.95
Goodwill on consolidation		19.18	-
Right-of-use assets	4	154.84	-
Other Intangible assets	5	20.46	0.01
Intangible assets under development	6	-	17.71
Financial assets:			
(i) Investments	7	55.26	66.97
(ii) Other financial assets	8	764.08	75.84
Deferred tax assets (Net)	9	202.68	168.31
Sub-total (A)		**2,062.63**	**1,230.79**
B. Current assets			
Financial assets:			
(i) Investments	7	8.00	5.50
(ii) Trade receivables	10	12,973.94	6,074.52
(iii) Cash and cash equivalents	11	219.89	40.90
(iv) Other bank balances	12	2,329.02	2,134.21
(v) Other financial assets	8	241.48	103.14
Current tax assets (Net)	13	1.76	-
Other current assets	14	570.07	532.06
Sub-total (B)		**16,344.16**	**8,890.33**
Total Assets (A+B)		**18,406.79**	**10,121.12**
II. EQUITY AND LIABILITIES			
C. Equity			
Equity share capital	15	1,261.84	921.16
Other equity	16	6,364.50	3,573.32
Non-controlling interests	16	7.23	-
Total equity (C)		**7,633.57**	**4,494.48**
Liabilities			
D. Non-current liabilities			
Financial liabilities			
(i) Borrowings	17	323.63	301.02
(ii) Lease liabilities	18	113.72	-
Provisions	20	13.73	7.59
Sub-total (D)		**451.08**	**308.61**
E. Current liabilities			
Financial Liabilities			
(i) Borrowings	17	5,209.42	2,227.97
(ii) Lease liabilities	18	44.15	-
(iii) Trade payables	21		
- Total outstanding dues of micro enterprises and small enterprises		128.04	18.38
- Total outstanding dues of creditors other than micro enterprises and small enterprises		4,641.90	1,997.07
(iv) Other financial liabilities	19	114.39	206.34
Other current liabilities	22	69.41	502.13
Provisions	20	2.38	1.41
Current tax liabilities (Net)	13	112.45	364.73
Sub-total (E)		**10,322.14**	**5,318.03**
Total liabilities (D+E)		**10,773.22**	**5,626.64**
Total equity and liabilities (C+D+E)		**18,406.79**	**10,121.12**
See accompanying notes forming part of the consolidated financial statements	1-59		

As per our report of even date attached

For S.N. Dhawan & CO LLP
Chartered Accountants
Firm Registration No.000050N/N500045

For and on behalf of the Board of Directors of
K2 Infragen Limited (Previously known as K2 Infragen Private Limited)

Rahul Singhal
Partner
Membership No.096570

Pankaj Sharma
Managing Director
DIN: 03318951

Naresh Kumar
Director
DIN: 09163376

Priyanka Pareek
CFO
Membership No.: 424961

Jyoti Pulyani
Company Secretary
Membership No.: A55697

Place: Gurugram
Date: 29 May 2025

Consolidated Statement of Profit & Loss

for the year ended 31 March 2025

(All amounts are in ₹ Lakhs, unless otherwise stated)

Particulars	Note No.	For the year ended 31 March 2025	For the year ended 31 March 2024
I. Revenue from operations	23	14,680.83	10,871.82
II. Other income	24	191.63	53.08
III. Total Income (I+II)		**14,872.46**	**10,924.90**
IV. Expenses			
Cost of construction	25	10,801.74	7,425.54
Purchases of stock-in-trade	26	4.14	-
Net gain on fair value changes	27	(1.39)	(0.83)
Employee benefits expense	28	650.05	460.41
Finance costs	29	319.42	269.69
Depreciation and amortisation expense	30	213.53	196.60
Other expenses	31	1,387.15	897.18
Total expenses		**13,374.64**	**9,248.59**
V. Profit before share of profit / (loss) of an associate and tax (III-IV)		**1,497.82**	**1,676.31**
VI. Share of profit / (loss) of an associate		(10.72)	(4.80)
VII. Profit before tax (V+VI)		1,487.10	1,671.51
VIII. Tax expense	32		
Current tax		366.90	545.13
Tax related to earlier years		-	(6.55)
Deferred tax charge/ (credit)		(34.11)	(112.47)
Total tax expense		**332.79**	**426.11**
IX. Profit for the year (VII-VIII)		**1,154.31**	**1,245.40**
X. Other comprehensive income			
Items that will not be reclassified to profit or loss			
(i) Remeasurement of defined benefit plan		(1.04)	0.29
(ii) Income tax impact on above		0.26	(0.07)
Other comprehensive income/ (loss) for the year		**(0.78)**	**0.22**
XI. Total comprehensive income / (loss) for the year (IX+X)		**1,153.53**	**1,245.62**
Profit / (loss) for the year attributable to:			
Equity shareholders of the parent		1,154.16	1,245.40
Non-controlling interests		0.15	-
Other comprehensive income for the year attributable to:			
Equity shareholders of the parent		(0.78)	0.22
Non-controlling interests		-	-
Total comprehensive income / (loss) for the year attributable to:			
Equity shareholders of the parent		1,153.38	1,245.62
Non-controlling interests		0.15	-
XII. Earnings per equity share	33		
- Basic (in Rupees)		9.16	13.76
- Diluted (in Rupees)		9.16	13.76
See accompanying notes forming part of the consolidated financial statements	1-59		

As per our report of even date attached

For S.N. Dhawan & CO LLP
Chartered Accountants
Firm Registration No.000050N/N500045

For and on behalf of the Board of Directors of
K2 Infragen Limited (Previously known as K2 Infragen Private Limited)

Rahul Singhal
Partner
Membership No.096570

Pankaj Sharma
Managing Director
DIN: 03318951

Naresh Kumar
Director
DIN: 09163376

Priyanka Pareek
CFO
Membership No.: 424961

Jyoti Pulyani
Company Secretary
Membership No.: A55697

Place: Gurugram
Date: 29 May 2025

Consolidated Statement of Cash Flows

for the year ended 31 March 2025

(All amounts are in ₹ Lakhs, unless otherwise stated)

Particulars	For the year ended 31 March 2025	For the year ended 31 March 2024
Cash flow from operating activities:		
Profit before tax	1,487.10	1,671.51
Adjustment for :		
Depreciation and amortisation expense	213.53	196.60
Remeasurement of defined benefit plan	(1.04)	0.29
Share of Loss from associate	10.72	4.80
Finance cost	320.35	269.69
Interest on bank deposits	(141.60)	(38.43)
Interest on security deposit	(0.63)	(0.84)
Gain on Fair value changes	(1.39)	(0.83)
Assets written off	-	3.27
Loss on sale of fixed asset	24.02	-
Dividend Income	(0.53)	(0.55)
Expected credit loss allowance on trade receivables and deposits	101.50	427.77
Operating cash flow before working capital changes	**2,012.03**	**2,533.28**
Adjustments for working capital changes:		
(Increase)/ Decrease in trade receivables	(6,994.45)	(2,846.70)
(Increase)/ Decrease in other financial assets	(979.59)	320.78
(Increase)/ Decrease in other assets	(5.08)	(179.98)
Increase/ (Decrease) in trade payables	2,751.14	765.44
Increase/ (Decrease) in other financial liabilities	(74.08)	(3.36)
Increase/ (Decrease) in other liabilities	(433.21)	136.59
Increase/ (Decrease) in provisions	7.11	0.29
Cash generated from operations	**(3,716.13)**	**726.34**
Income-tax paid (net of refund)	(619.25)	(207.93)
Net cash generated from/ (used in) operating activities (A)	**(4,335.38)**	**518.41**
Cash flow from investing activities:		
Purchase of property, plant and equipment, Intangible Assets, Intangible Assets under development and capital advances	(205.15)	(272.79)
Proceeds from sale of Property, Plant and Equipment and advance for sale of capital goods	9.81	-
Investment in Securities	1.83	(4.67)
Deposit/ maturity of bank deposits	-	(1,946.68)
Dividend received	0.53	0.55
Interest received	99.37	23.77
Net cash used in investing activities (B)	**(93.61)**	**(2,199.82)**

Consolidated Statement of Cash Flows

for the year ended 31 March 2025

(All amounts are in ₹ Lakhs, unless otherwise stated)

Particulars	For the year ended 31 March 2025	For the year ended 31 March 2024
Cash flow from financing activities:		
Proceeds from issue of share capital (including securities premium)	3,293.69	538.29
Share application money pending allotment	(1,315.20)	1,315.20
Net proceeds from/ (repayment to) borrowings other than short term loans from banks	22.61	(915.86)
Net proceeds from short term loans from banks	2,972.45	1,059.17
Payment of lease liabilities	(33.49)	(37.32)
Interest paid	(332.08)	(281.53)
Net cash generated from financing activities (C)	**4,607.98**	**1,677.95**
Net increase / (decrease) in cash and cash equivalents (A+B+C)	**178.99**	**(3.46)**
Cash and cash equivalents at beginning of the year	40.90	44.36
Cash and cash equivalents at end of the year (refer note 11)	**219.89**	**40.90**
Components of cash and cash equivalents		
Cash on hand	8.87	21.87
Current accounts	9.04	3.75
Cheques in hand	201.98	-
Bank deposits with original maturity of less than three months	-	15.28
Total	**219.89**	**40.90**

Notes to Statement of Cash Flows:

The cash flow statement has been prepared under the indirect method as set out in Ind AS 7 on Statement of Cash Flows.

See accompanying notes forming part of the consolidated financial statements

As per our report of even date attached

For S.N. Dhawan & CO LLP
Chartered Accountants
Firm Registration No.000050N/N500045

Rahul Singhal
Partner
Membership No.096570

Place: Gurugram
Date: 29 May 2025

For and on behalf of the Board of Directors of
K2 Infragen Limited (Previously known as K2 Infragen Private Limited)

Pankaj Sharma
Managing Director
DIN: 03318951

Naresh Kumar
Director
DIN: 09163376

Priyanka Pareek
CFO
Membership No.: 424961

Jyoti Pulyani
Company Secretary
Membership No.: A55697

Consolidated Statement of Changes in Equity

for the year ended 31 March 2025

(All amounts are in ₹ Lakhs, unless otherwise stated)

A. Equity Share Capital

Particulars	No. of shares	Amount
As at 1 April 2023	**22,44,328**	**224.43**
Add: Issued during the year	4,58,715	45.87
Add: Bonus shares issued during the year	65,08,551	650.86
As at 31 March 2024	**92,11,594**	**921.16**
Add: Issued during the year	34,06,800	340.68
As at 31 March 2025	**1,26,18,394**	**1,261.84**

B. Other Equity

For the year ended 31 March 2025

Particulars	Reserves and Surplus				Other comprehensive income	Non-controlling interests (NCI)	Total other equity
	Share Application Money	Securities premium	Capital redemption reserve	Retained earnings	Change in controlling interest		
As at 1 April 2023	**-**	**534.08**	**58.54**	**572.48**	**2.92**	**-**	**1,168.02**
Security premium received during the year	-	500.00	-	-	-	-	**500.00**
Due to change in controlling interest	-	-	-	-	2.92	-	**2.92**
Share application money received	1,315.20	-	-	-	-	-	**1,315.20**
Profit for the year	-	-	-	1,245.40	-	-	**1,245.40**
Utilisation of Bonus issue	-	(534.08)	(58.54)	(58.24)	-	-	**(650.86)**
Share issue expenses	-	(7.58)	-	-	-	-	**(7.58)**
Other comprehensive income for the year, net of tax	-	-	-	0.22	-	-	**0.22**
As at 31 March 2024	**1,315.20**	**492.42**	**-**	**1,759.86**	**5.84**	**-**	**3,573.32**
Security premium received during the year	-	3,713.41	-	-	-	-	**3,713.41**
Due to change in controlling interest	-	-	-	-	-	7.08	**7.08**
Adjusted from goodwill	-	-	-	-	-	-	**-**
Transfer to share capital	(1,315.20)	-	-	-	-	-	**(1,315.20)**
Profit for the year	-	-	-	1,154.16	-	0.15	**1,154.31**
Share issue expenses	-	(760.41)	-	-	-	-	**(760.41)**
Other comprehensive income for the year, net of tax	-	-	-	(0.78)	-	-	**(0.78)**
As at 31 March 2025	**-**	**3,445.42**	**-**	**2,913.24**	**5.84**	**7.23**	**6,371.73**

See accompanying notes forming part of the consolidated financial statements

As per our report of even date attached

For S.N. Dhawan & CO LLP
Chartered Accountants
Firm Registration No.000050N/N500045

For and on behalf of the Board of Directors of
K2 Infragen Limited (Previously known as K2 Infragen Private Limited)

Rahul Singhal
Partner
Membership No.096570

Pankaj Sharma
Managing Director
DIN: 03318951

Naresh Kumar
Director
DIN: 09163376

Priyanka Pareek
CFO
Membership No.: 424961

Jyoti Pulyani
Company Secretary
Membership No.: A55697

Place: Gurugram
Date: 29 May 2025

Notes to Consolidated Financial Statements

for the year ended 31 March 2025

(All amounts are in ₹ Lakhs, unless otherwise stated)

1. Corporate Information

The Consolidated financial statements comprise of financial statements of K2 InfraGen Limited (Previously known as K2 Infragen Private Limited) ('the Holding Company', 'the Parent' or 'the Company') and its subsidiary and associate (Collectively called as the 'Group') for the year ended 31 March 2025. The Company is a public limited company domiciled in India, with its registered office situated at Unit No.7, 5th Floor, Tower 2, Capital Business Park, Sector-48, Sohna Road, Gurugram, Haryana-122018. The Company has been incorporated under the Companies Act, 2013 on 05th March 2015. The Group is mainly engaged in infrastructure and auxiliary activities.

2. Material accounting policies information

2.1 Basis of preparation and presentation of Consolidated Financial Statement

Statement of compliance

The consolidated financial statements of the Group have been prepared in accordance with the Indian Accounting Standards (Ind AS) prescribed under Section 133 of the Companies Act, 2013 read with the Companies (Indian Accounting Standards) Rules, 2015, as amended, and other accounting principles generally accepted in India.

Basis of preparation

The consolidated financial statements have been prepared in compliance with Indian Accounting Standards ("Ind AS") prescribed under section 133 of Companies Act, 2013 ("the Companies Act") read with Rule 3 of the Companies (Indian Accounting Standards) Rules, 2015 and amendments issued thereafter.

Accounting policies have been applied consistently to all periods presented in these consolidated financial statements.

The consolidated financial statement has been prepared on accrual and going concern basis under the historical cost convention except for certain classes of financial instruments which are measured at fair value. The accounting policies have been consistently applied by the Group unless otherwise stated.

Basis of consolidation:

The consolidated financial statement comprises the financial statements of the Group, and its associates as at 31 March, 2025. Control is achieved when the Group is exposed to, or has rights, to variable returns from its involvement with the investee and has the ability to affect those returns through its power over the investee. Specifically, the Group controls an investee if and only if the Group has:

- Power over the investee (i.e., existing rights that give it the current liability to direct the relevant activities of investee),
- Exposure, or rights to variable returns from its involvement with the investee; and
- The ability to use its power over the investee to affect its returns.

Generally, there is a presumption that a majority of voting rights result in control. To support this presumption and when the Group has less than a majority of the voting or similar rights of an investee, the Group considers all relevant facts and circumstances in assessing whether it has power over an investee, including:

- The Contractual arrangement with the other vote holders of the investee,
- Rights arising from other contractual arrangements,
- The Group's voting rights and potential voting rights,
- The size of the Group's holding of voting rights relative to the size and dispersion of the holdings of the other voting rights holders.

The Group reassess whether or not it controls an investee if facts and circumstances indicate that there are changes to one or more of the six elements of control. Consolidation of a subsidiary begins when the Group obtains control over the subsidiary and ceases when the Group loses control of the subsidiary. Assets, liabilities, income, and expenses of a subsidiary acquired or disposed off during the year are included in the consolidated financial statements from the date the Group gains control until the date the Group ceases to control the subsidiary.

Consolidated financial statement is prepared using uniform accounting policies for like transactions and other events in similar circumstances. If a member of the group uses accounting policies other than those adopted in the consolidated financial statements for like transactions and events in similar circumstances, appropriate adjustments are made to that group member's financial statements in preparing the

Notes to Consolidated Financial Statements

for the year ended 31 March 2025

(All amounts are in ₹ Lakhs, unless otherwise stated)

consolidated financial statements to ensure conformity with the group's accounting policies.

The financial statements of each of the subsidiaries used for the purpose of consolidation are drawn up to same reporting date as that of the Group, i.e., year ended on 31 March.

Consolidation Procedure:

i. Combine like items of assets, liabilities, equity, income, expenses, and cash flows of the parent with those of its subsidiaries. For this purpose, income and expenses of the subsidiary are based on the amounts of the assets and liabilities recognized in the consolidated financial statements at the acquisition date.

ii. Offset (eliminate) the carrying amount of the parent's investment in each subsidiary and the parent's portion of equity of each subsidiary.

iii. Eliminate in full intragroup assets and liabilities, equity, income, expenses and cash flows relating to transactions between entities of the Group. Profits or losses resulting from intragroup transactions that are recognized in assets, such as inventory and fixed assets, are eliminated in full. Intragroup losses may indicate an impairment that requires recognition in the consolidated financial Statements. Ind AS 12 Income Taxes applies to temporary differences that arise from the elimination of profits and losses resulting from intragroup transactions.

Profit or loss and each component of other comprehensive income (OCI) are attributed to the equity holders of the Holding Company and to the non-controlling interests, even if this results in the non-controlling interests having a deficit balance. When necessary, adjustments are made to the financial statements of subsidiaries to bring their accounting policies in line with the Group's accounting policies. All intra-group assets and liabilities, equity, income, expenses, and cash flow relating to transactions between members of the Group are eliminated in full on consolidation.

A change in the ownership interest of a subsidiary, without a loss of control, is accounted for as an equity transaction. If the Group loses control over a subsidiary, it:

- Derecognises the assets (including goodwill) and liabilities of the subsidiary at their carrying amounts at the date when control is lost,
- Derecognises the carrying amount of any non-controlling interests,
- Recognises the fair value of the consideration received,
- Recognises the fair value of any investment retained,
- Recognises any surplus or deficit in profit or loss.

Investments in associate:

When the Group has significant influence over the other entity, it recognises such interests as investment in associate. Significant influence is the power to participate in the financial and operating policy decisions of the entity but is not control or joint control over the entity.

The results, assets and liabilities of associates are incorporated in the consolidated financial statements using equity method of accounting after making necessary adjustments to achieve uniformity in application of accounting policies, wherever required.

An investment in associate is initially recognised at cost and adjusted thereafter to recognise the Company's share of profit or loss and other comprehensive income of the associate. Gain or loss in respect of changes in Other Equity of associates resulting from divestment or dilution of stake in the associates is recognised in the Statement of Profit and Loss. On acquisition of investment in a associate, any excess of cost of investment over the fair value of the assets and liabilities of the associate, is recognised as goodwill and is included in the carrying value of the investment in the associate. The excess of fair value of assets and liabilities over the investment is recognised directly in equity as capital reserve.

The unrealised profits/losses on transactions with associates are eliminated by reducing the carrying amount of investment.

The carrying amount of investment in associates is reduced to recognise impairment, if any, when there is evidence of impairment.

Notes to Consolidated Financial Statements

for the year ended 31 March 2025

(All amounts are in ₹ Lakhs, unless otherwise stated)

When the Company's share of losses of an associate exceeds the Company's interest in that associate (which includes any long-term interests that, in substance, form part of the Company's net investment in the associate), the Company discontinues recognising its share of further losses. Additional losses are recognised only to the extent that the Company has incurred legal or constructive obligations or made payments on behalf of the associate.

Upon classification of investment in associates as held for sale, equity accounting is discontinued in respect of that interest.

The following entities are considered in the Consolidated financial statements as well as the Company's voting power in entities listed below:

Name of company	Country of incorporation	% of holding as on 31 March 2025	% of holding as on 31 March 2024
K2 Recyclers Private Limited	India	44.27	44.27
K2 Nextgen Solutions Private Limited (previously known as K2 Cloud Private Limited)*	India	69.47	45.19

*Associate till 08 October 2024, subsidiary w.e.f. 09 October 2024.

Business combination/Goodwill on consolidation

The Group accounts for business combinations under acquisition method of accounting. Acquisition-related costs are recognised in the Statement of Profit and Loss as incurred. The acquiree's identifiable assets, liabilities and contingent liabilities that meet the condition for recognition are recognised at their fair values at the acquisition date. Changes in the fair value of the contingent consideration that qualify as measurement period adjustments, are adjusted retrospectively with corresponding adjustments to goodwill or capital reserve as the case maybe, else recognised in the Statement of Profit and Loss.

Goodwill arising on consolidation, of acquisitions represents the excess of (a) consideration paid for acquiring control and (b) acquisition date fair value of previously held ownership interest, if any, in a subsidiary over the Group's share in the fair value of the net assets (including identifiable intangibles) of the subsidiary as on the date of acquisition of control. Where the fair value of the identifiable assets and liabilities exceed the cost of acquisition, the excess is recognised as Capital Reserve.

Goodwill on consolidation is allocated to cash generating units or group of cash generating units that are expected to benefit from the acquisition.

After initial recognition, goodwill arising on consolidation is tested for impairment annually and measured at cost less accumulated impairment losses, if any. In the event of cessation of operations of a subsidiary, the unimpaired goodwill is written off fully.

Business combinations arising from transfers of interests in entities that are under common control are accounted using pooling of interest method. The difference between consideration given and the aggregate historical carrying amounts of assets and liabilities of the acquired entity are recorded in equity.

Recent accounting pronouncements

Indian Accounting Standards issued and notified by the Ministry of Corporate Affairs under the Companies (Indian Accounting Standards) Rules, 2015 (as amended) till 31 March 2025 have been considered in preparing these financial statements to the extent applicable on the Group.

Functional and presentation currency

The Consolidated Financial Statement has been prepared and presented in Indian Rupees (Rs), which is also the Company's functional currency. All amounts in the Consolidated Financial Statement and accompanying notes are presented in 'Lakhs' and have been rounded-off to two decimal places unless stated otherwise.

Fair value measurement

The Company measures financial instruments at fair value at each reporting date.

Notes to Consolidated Financial Statements

for the year ended 31 March 2025

(All amounts are in ₹ Lakhs, unless otherwise stated)

The fair value measurement is based on the presumption that the transaction to sell the asset or transfer the liability takes place either:

- in the principal market for the asset or liability, or
- in the absence of a principal market, in the most advantageous market for the asset or liability.

Certain accounting policies and disclosures of the Company require the measurement of fair values, for both financial and non-financial assets and liabilities. The Company has an established control framework with respect to the measurement of fair values.

For financial reporting purposes, fair value measurements are categorized into Level 1, 2, or 3 based on the degree to which the inputs to the fair value measurements are observable and the significance of the inputs to the fair value measurement in its entirety, which are described as follows:

- Level 1 inputs are quoted prices (unadjusted) in active markets for identical assets or liabilities that the entity can access at the measurement date,
- Level 2 inputs are inputs, other than quoted prices included within Level 1, that are observable for the asset or liability, either directly or indirectly; and
- Level 3 inputs are unobservable inputs for the asset or liability.

The Group uses valuation techniques that are appropriate in the circumstances and for which sufficient data are available to measure fair value, maximizing the use of relevant observable inputs and minimizing the use of unobservable inputs.

2.2 Use of estimates

The preparation of these Consolidated Financial Statement in conformity with the recognition and measurement principles of Ind AS requires the management of the Group to make estimates and assumptions that affect the reported balances of asset and liabilities, disclosures relating to contingent liabilities as at the date of the Consolidated Financial Statement and the reported amounts of income and expense for the period presented.

Estimates and underlying assumptions are continually evaluated and reviewed on an ongoing basis. Revision to accounting estimates are recognized in the period in which estimates are revised if the revision affects only that period or in the period of the revision and future periods if the revision affects both current and future periods.

Critical accounting estimates and judgements

Information about significant areas of estimation and critical judgments in applying accounting policies that have the most significant effect on the amounts recognised in the Consolidated Financial Statement are included in the following areas:

- **Expected credit losses on financial assets:** The impairment provisions of financial assets are based on assumptions about risk of default and expected timing of collection. The Group uses judgment in making these assumptions and selecting the inputs to the impairment calculation, based on the Group's history of collections, customer's creditworthiness, existing market conditions as well as forward looking estimates at the end of each reporting period. Estimates and judgements are continually evaluated. They are based on historical experience and other factors, including expectations of future events that may have a financial impact on the Group and that are believed to be reasonable under the circumstances.

- **Useful lives of depreciable/amortizable assets:** Management reviews its estimate of the useful lives of depreciable/amortizable assets at each reporting date, based on the expected utility of the assets. Uncertainties in these estimates relate to technical and economic obsolescence.

- **Actuarial valuation of post-employment benefits:** The Group uses actuarial assumptions to determine the obligations for employee benefits at each reporting period. These assumptions include the discount rate, expected long-term rate of return on plan assets, rate of increase in compensation levels and mortality rates.

- **Revenue recognition:** Revenue recognition from construction contracts involves significant degree of judgements and estimation such as identification of contractual obligations, measurement and recognition of contract assets, determination of variable consideration, change of scope and determination of onerous contract which include estimation of contract costs.

Notes to Consolidated Financial Statements

for the year ended 31 March 2025

(All amounts are in ₹ Lakhs, unless otherwise stated)

2.3 Revenue recognition

The Group derives revenue principally from following streams:

- Construction Contracts
- Sale of Services
- Sale of Goods

Construction Contracts

The Group recognises revenue from construction contracts over the period of time, as performance obligations are satisfied over time due to continuous transfer of control to the customer. Construction contracts are generally accounted for as a single performance obligation as it involves complex integration of goods and services.

The performance obligations are satisfied over time as the work progresses. The Group recognises revenue using input method (i.e., percentage-of-completion method), based primarily on contract cost incurred to date compared to total estimated contract costs. Changes to total estimated contract costs, if any, are recognised in the period in which they are determined as assessed at the contract level. If the consideration in the contract includes price variation clause or there are amendments in contracts, the Group estimates the amount of consideration to which it will be entitled in exchange for work performed.

Due to the nature of the work required to be performed on many of the performance obligations, the estimation of total revenue and cost of completion is complex, subject to many variables and requires significant judgment. Variability in the transaction price arises primarily due to liquidated damages, price variation clauses, changes in scope, incentives, if any. The Group considers its experience with similar transactions and expectations regarding the contract in estimating the amount of variable consideration to which it will be entitled and determining whether the estimated variable consideration should be constrained. The Group includes estimated amounts in the transaction price to the extent it is probable that a significant reversal of cumulative revenue recognised will not occur when the uncertainty associated with the variable consideration is resolved. The estimates of variable consideration are based largely on an assessment of anticipated performance and all information (historical, current and forecasted) that is reasonably available.

Progress billings are generally issued upon completion of certain phases of the work as stipulated in the contract. Billing terms of the over-time contracts vary but are generally based on achieving specified milestones. The difference between the timing of revenue recognised and customer billings results in changes to contract assets and contract liabilities. Payment is generally due upon receipt of the invoice, payable within 90 days or less. Contractual retention amounts billed to customers are generally due upon expiration of the contract period.

The contracts generally result in revenue recognised in excess of billings which are presented as contract assets on the statement of financial position. Amounts billed and due from customers are classified as receivables on the statement of financial position. The portion of the payments retained by the customer until final contract settlement is not considered a significant financing component since it is usually intended to provide customer with a form of security for Group's remaining performance as specified under the contract, which is consistent with the industry practice. Contract liabilities represent amounts billed to customers in excess of revenue recognised till date. A liability is recognised for advance payments, and it is not considered as a significant financing component because it is used to meet working capital requirements at the time of project mobilization stage. The same is presented as contract liability in the statement of financial position.

Estimates of revenues, costs or extent of progress toward completion are revised if circumstances change. Any resulting increases or decreases in estimated revenues or costs are reflected in Consolidated Statement of profit and loss in the period in which the circumstances that give rise to the revision become known by management.

For construction contracts the control is transferred over time and revenue is recognised based on the extent of progress towards completion of the performance obligations. When it is probable that total contract costs will exceed total contract revenue, the expected loss is recognised as an expense immediately. The percentage of completion was calculated according to the nature and the specific risk of each contract in order to reflect the effective completion of the project. This percentage of completion could be based on technical milestones or as per the contractual terms specified. A construction contract is considered completed when the last technical milestone is achieved, which occurs upon contractual transfer of ownership of the asset.

Notes to Consolidated Financial Statements

for the year ended 31 March 2025

(All amounts are in ₹ Lakhs, unless otherwise stated)

Interest income

Interest income from a financial asset is recognised when it is probable that the economic benefits will flow to the Group and the amount of income can be measured reliably. Interest income is accrued on a time basis, based on the underlying interest rate.

Other revenues

Other revenues are recognized on accrual basis.

2.4 Inventories

Inventories (including goods-in-transit) are valued at the lower of cost and net realisable value after providing for obsolescence and other losses, when considered necessary. Net realisable value represents the estimated selling price for inventories less all estimated costs of completion and costs necessary to make the sale. Cost of inventory comprises all cost of purchase and other cost incurred in bringing the inventories to the present location and condition. In determining cost, first-in-first-out method is used.

Cost of raw materials, stores and spare parts and construction materials includes cost of purchases and other costs incurred in bringing the inventories to the present location and condition.

2.5 Property, plant and equipment

Property, plant and equipment are stated at cost of acquisition or construction less accumulated depreciation and accumulated impairment losses, if any. Cost includes purchase price and any directly attributable cost of bringing the asset to its working condition for its intended use.

Depreciation methods, estimated useful lives and residual value

Depreciation commences when the assets are ready for their intended use. Depreciation on property, plant and equipment have been provided on the straight-line method as per the useful life prescribed in Schedule II to the Companies Act, 2013. Schedule II allows companies to use higher/ lower useful lives and residual values if such useful lives and residual values can be technically supported. The life of the assets has been assessed as under based on technical advice, taking into account the nature of the asset, the estimated usage of the asset, the operating conditions of the asset, history of replacement, anticipated technological changes, manufacturers warranties and maintenance support, etc.

Depreciation is provided on a pro-rata basis i.e., from the date on which asset is ready for use.

The estimated useful lives, residual values and depreciation method are reviewed at the end of each reporting period, with the effect of any changes in estimate accounted for on a prospective basis.

Derecognition

The carrying amount of an item of property, plant and equipment shall be derecognized on disposal or when no future economic benefits are expected from its use or disposal. Any gain or loss arising on derecognition is recognised in the Statement of Profit and Loss in the same period.

2.6 Intangible assets

Intangible assets are recognized only if acquired and it is probable that the future economic benefits that are attributable to the assets will flow to the Group and the cost of assets can be measured reliably. The intangible assets are recorded at cost of acquisition including incidental costs related to acquisition and installation and are carried at cost less accumulated amortization and impairment losses, if any.

Intangible assets not ready for the intended use on the date of the Balance Sheet are disclosed as "intangible assets under development".

Amortisation methods and useful lives

Intangible assets comprise software. Intangible assets are amortized in the Statement of Profit or Loss over their estimated useful lives, from the date they are available for use based on the expected pattern of consumption of economic benefits of assets. Accordingly, at present software's is being amortized on straight line basis over the useful life of 3 years.

2.7 Capital work -in- progress

Cost of assets not ready for use as at the balance sheet date and property, plant and equipment under construction are disclosed as capital work-in-progress. Capital work-in-progress is disclosed at cost acquisition or construction less impairment reserve (if any).

2.8 Leases

Where the Group is a lessee

For the lease contracts where the Group is a lessee, it recognizes right-of-use asset and lease liability.

Notes to Consolidated Financial Statements

for the year ended 31 March 2025

(All amounts are in ₹ Lakhs, unless otherwise stated)

Right-of-use assets:

At the commencement of lease, right-of-use assets are recognized at cost. Cost comprises of initial measurement of lease liability, lease payments made before commencement date less lease incentives, initial direct costs incurred by the Group and estimate of any dismantling cost.

Right-of-use assets are amortized over the lease term

The right-of-use assets are subsequently measured at cost less accumulated depreciation and any accumulated impairment. Adjustment is made for any remeasurement of lease liability.

Lease liability:

At the commencement of lease, the Group measures the lease liability at the present value of lease payments not paid at commencement date. The lease payments are discounted using the Group's incremental borrowing rate.

Lease liabilities are subsequently increased by interest on the lease liability and reduced by the lease payments. It is adjusted to reflect any reassessment or lease modifications.

Short-term lease and low value leases:

The Group does not recognise right-of-use assets and lease liabilities for short-term leases that have a lease term of 12 months or less and leases of low value assets. The Group recognises the lease payments associated with these leases as an expense on a straight-line basis over the lease term.

2.9 Impairment

The Group assesses at each Balance Sheet date whether there is any indication that an asset may be impaired. An asset is treated as impaired when the carrying cost of assets exceeds its recoverable value. The recoverable amount is the greater of the net selling price and their value in use. Value in use is arrived at by discounting the future cash flows to their present value based on an appropriate discount factor. An impairment loss is charged to the Statement of Profit and Loss in the year in which the asset is identified as impaired. When there is indication that an impairment loss recognized for an asset in earlier accounting periods no longer exists or may have decreased, such reversal of impairment loss is recognized in the Consolidated Statement of Profit and Loss.

2.10 Employee benefits

Short-term employee benefits

Liabilities for wages and salaries, including non-monetary benefits that are expected to be settled wholly within 12 months after the end of the period in which the employees render the related services are recognised in respect of employees' services up to the end of the reporting period and are measured at the amounts expected to be paid when the liabilities are settled. The liabilities are presented as current employee benefit obligations in the consolidated balance sheet.

Post-employment benefits

Defined benefit plans: The Group's gratuity benefit scheme is a defined benefit plan. The Group's net obligation in respect of a defined benefit plan is calculated by estimating the amount of future benefit that employees have earned in return for their service in the current and prior periods; that benefit is discounted to determine its present value. The calculation of the Group's obligation is performed annually by a qualified actuary using the projected unit credit method.

Remeasurements of the net defined benefit liability, which comprise actuarial gains and losses, are recognised in Consolidated Other Comprehensive Income (OCI). The Group determines the net interest expense (income) on the net defined benefit liability (asset) for the period by applying the discount rate used to measure the defined benefit obligation at the beginning of the annual period to the then-net defined benefit liability (asset), taking into account any changes in the net defined benefit liability (asset) during the period as a result of contributions and benefit payments. Net interest expense and other expenses related to defined benefit are recognised in Consolidated Statement of profit and loss.

Defined contribution plans: The provident fund and employee state linked insurance plan are defined contribution plans; the Group pays fixed contributions to the appropriate government authorities and has no obligation to pay further amounts. Such fixed contributions are recognized in the Statement of Profit and Loss on accrual basis in the financial year to which they relate.

Notes to Consolidated Financial Statements

for the year ended 31 March 2025

(All amounts are in ₹ Lakhs, unless otherwise stated)

Other long-term employee benefits: Benefits under the Group's leave encashment policy constitutes other long-term employee benefits. The liability in respect of leave encashment is provided on the basis of an actuarial valuation done by an independent actuary at the year-end. Actuarial gains and losses are recognized immediately in the Statement of Profit and Loss.

2.11 Financial instruments

A financial instrument is any contract that gives rise to a financial asset of one entity and a financial liability or equity instrument of another entity. Classifications of financial instrument are in accordance with the substance of the contractual arrangement and as per the definitions of financial assets, financial liability and an equity instrument.

Initial recognition:

Financial assets and financial liabilities are initially measured at fair value. Transaction costs that are directly attributable to the acquisition or issue of financial assets and financial liabilities (other than financial assets and financial liabilities at fair value through profit and loss) are added to or deducted from the fair value of the financial assets or financial liabilities, as appropriate, on initial recognition. Transaction costs directly attributable to the acquisition of financial assets or financial liabilities at fair value through profit or loss are recognised immediately in Consolidated Statement of Profit and Loss.

Subsequent measurement:

(a) **Financial assets carried at amortised cost:** A financial asset is subsequently measured at amortised cost if the asset is held within a business model whose objective is to hold assets in order to collect contractual cash flows; and the contractual terms of the instrument give rise on specified dates to cash flows that are solely payments of principal and interest on the principal amount outstanding.

(b) **Financial assets carried at fair value through other comprehensive income (FVTOCI):** A financial asset is subsequently measured at fair value through other comprehensive income if the asset is held within a business model whose objective is achieved both by collecting contractual cash flows and selling financial assets; and the contractual terms of the instrument give rise on specified dates to cash flows that are solely payments of principal and interest on the principal amount outstanding.

(c) **Financial assets carried at fair value through profit or loss (FVTPL):** All other financial assets are subsequently measured at fair value.

(d) **Financial liabilities at amortised cost:** Financial liabilities includes interest bearing loans and borrowings which are subsequently measured at amortized cost using the effective interest method. For trade and other payables maturing within one year from the Balance Sheet date, the carrying amounts approximate fair value due to the short maturity of these instruments.

Derecognition of financial assets: The Group derecognises a financial asset when the contractual rights to the cash flows from the financial asset expire or it transfers the financial asset and substantially all the risks and rewards of ownership of the asset to another party or the transfer qualified for derecognition under Ind AS 109.

Derecognition of financial liabilities: The Group derecognises financial liability when the obligation under the liability is discharged or cancelled or expires. When an existing financial liability is replaced by another from the same lender on substantially different terms, or the terms of an existing liability are substantially modified, such an exchange or modification is treated as the derecognition of the original liability and the recognition of a new liability. The difference in the respective carrying amounts is recognised in profit and loss.

Impairment of financial assets: The Group recognises loss allowances using the Expected Credit Loss (ECL) for the financial assets which are not measured at fair value through profit or loss. In relation to loss allowance for financial assets (excluding trade receivables), ECL's are measured at an amount equal to 12- month ECL, unless there has been significant increase in credit risk from initial recognition in which case those are measured at lifetime ECL.

For trade receivables or any contractual right to receive cash or another financial asset that result from transactions that are within the scope of Ind AS 11 and Ind AS 115, the Group always measures the loss allowance at an amount equal to lifetime ECL.

Notes to Consolidated Financial Statements

for the year ended 31 March 2025

(All amounts are in ₹ Lakhs, unless otherwise stated)

Offsetting of financial instruments

Financial assets and financial liabilities are offset and the net amount is reported in the Consolidated Balance Sheet if there is a currently enforceable legal right to offset the recognised amounts and there is an intention to settle on a net basis, to realise the assets and settle liabilities simultaneously.

Effective interest method: The effective interest method is a method of calculating the amortised cost of a financial instrument and of allocating interest income over the relevant period. The effective interest rate is the rate that exactly discounts estimated future cash receipts (including all fees and points paid or received that form an integral part of the effective interest rate, transaction costs and other premium or discounts) through the expected life of financial instrument, or, where appropriate, a shorter period, to the net carrying amount on initial recognition.

Income is recognized on an effective interest basis for financial instruments other than those financial assets classified as FVTPL. Interest income is recognized in profit or loss and is included in the "Other Income" line item.

2.12 Earnings per share

Basic earnings per share is calculated by dividing the net profit or loss for the period attributable to equity shareholders by the weighted average number of equity shares outstanding during the period.

Equity shares that will be issued upon the conversion of a mandatorily convertible instrument are included in the calculation of basic earnings per share.

For calculating diluted earnings per share, the net profit attributable to equity shareholders and the weighted average number of shares outstanding are adjusted for the effect of all dilutive potential equity shares.

2.13 Cash and cash equivalents

Cash and cash equivalents includes cash on hand, other short term, highly liquid investments with original maturities of six months or less that are readily convertible to known amounts of cash and which are subject to an insignificant risk of change in value.

2.14 Cash flow statement

Cash flows are reported using indirect method, whereby profit for the period is adjusted for the effects of transactions of a non-cash nature, any deferrals and accruals of past or future operating cash receipts and payments and item of income and expenses associated with investing or financing cash flows. The cash flows from operating, investing, and financing activities of the Group are segregated.

2.15 Borrowing cost

Borrowing cost, if any, related to a qualifying asset is worked out on the basis of actual utilization of funds out of investment specific loans and/or other borrowings to the extent identifiable with the qualifying asset and is capitalized with the cost of qualifying asset. Other borrowing costs incurred during the period are charged to profit and loss.

2.16 Taxation

Income tax expense represents the sum of current tax and deferred tax.

Current tax: The current tax expense or credit for the period is the tax payable on the current period taxable income based on the applicable enacted income tax rate in accordance with the Income Tax Act, 1961 adjusted by changes in deferred tax assets and liabilities attributable to temporary differences, items that are never taxable / deductible and unused tax losses / tax credits.

Current tax assets and tax liabilities are offset where the entity has a legal enforceable right to offset and intends either to settle on a net basis or to realise the asset and settle the liability simultaneously.

Deferred tax: Deferred tax is recognised on temporary differences arising between the tax bases of assets and liabilities and their corresponding carrying amounts in the consolidated financial statement. However, deferred tax liabilities are not recognised if they arise from the initial recognition of goodwill. Deferred tax is also not accounted for if it arises from initial recognition of an asset or liability in a transaction (other than in a business combination) that effects neither accounting profit nor taxable profit. Deferred tax is determined using tax rates (and laws) that have been enacted or substantially

Notes to Consolidated Financial Statements

for the year ended 31 March 2025

(All amounts are in ₹ Lakhs, unless otherwise stated)

enacted at the balance sheet date and are expected to apply when the related deferred income tax asset is realised, or the deferred tax liability is settled. Deferred tax assets are generally recognised for all deductible temporary differences to the extent that it is probable that taxable profits will be available against which those deductible temporary differences can be utilised.

Deferred tax assets and liabilities are offset when there is a legally enforceable right to offset current tax assets and liabilities and when the deferred tax balances relate to the same taxation authority.

The carrying amount of deferred tax assets is reviewed at the end of each reporting period and reduced to the extent that it is no longer probable that sufficient taxable profits will be available to allow all or part of the asset to be recovered.

Current and deferred tax is recognised in Consolidated Statement of profit and loss, except to the extent that it relates to items recognised in Other Comprehensive Income (OCI) or directly in Equity, in which case, the tax is also recognised in OCI or Equity respectively.

2.17 Provisions and contingent liabilities

Provisions are recognised when there is a present obligation as a result of a past event, it is probable that an outflow of resources embodying economic benefits will be required to settle the obligation and there is a reliable estimate of the amount of the obligation. Provisions are measured at the best estimate of the expenditure required to settle the present obligations at the balance sheet date and are not discounted to its present value. These are reviewed at each balance sheet date and adjusted to reflect the best current estimate.

Contingent liabilities are disclosed when there is a possible obligation arising from past events, the existence of which will be confirmed only by the occurrence or non-occurrence of one or more uncertain future events not wholly within the control of the Group or a present obligation that arises from past events where it is either not probable that an outflow of resources will be required to settle the obligations or a reliable estimate of the amount cannot be made.

2.18 Operating Cycle/ Current and Non-Current Classification

Based on the nature of products and the time between acquisition of assets for processing and their realisation in cash and cash equivalents, the Group has ascertained its operating cycle as twelve months for the purpose of current/non-current classification of assets and liabilities.

The Group presents assets and liabilities in the Balance Sheet based on current/ non-current classification. An asset is current when it is:

- Expected to be realised or intended to be sold or consumed in normal operating cycle.
- It is held primarily for the purpose of trading,
- Expected to be realised within twelve months after the reporting period, or
- Cash or Cash Equivalent.

All other assets are classified as non-current.

A liability is current when:

- It is expected to be settled in normal operating cycle.
- It is held primarily for the purpose of trading.
- It is due to be settled within twelve months after the reporting period, or
- There is no unconditional right to defer the settlement of the liability for at least twelve months after the reporting period.

The Group classifies all other liabilities as noncurrent. Deferred tax assets and liabilities are classified as non-current assets and liabilities.

Notes to Consolidated Financial Statements

for the year ended 31 March 2025

(All amounts are in ₹ Lakhs, unless otherwise stated)

3. Property, plant and equipment

Particulars	Plant and machinery	Computer & Peripherals	Furniture and Fixtures	Electrical Installations & Equipment	Office Equipment	Building (Temporary Structure)	Vehicles	Total
Balance as at 1 April 2023	**448.07**	**8.69**	**2.05**	**1.22**	**7.04**	**-**	**486.63**	**953.70**
Additions	73.77	6.04	0.33	-	1.41	-	178.45	260.00
Deletions/Transfers	(5.75)	(6.73)	-	-	(0.63)	-	-	(13.11)
Balance as at 31 March 2024	**516.09**	**8.00**	**2.38**	**1.22**	**7.82**	**-**	**665.08**	**1,200.59**
Due to acquisition of subsidiary	-	3.24	-	-	0.63	-	-	3.87
Additions	72.09	7.52	2.20	-	6.11	43.62	30.06	161.60
Deletions/Transfers	-	-	-	-	-		(55.23)	(55.23)
Balance as at 31 March 2025	**588.18**	**18.76**	**4.58**	**1.22**	**14.56**	**43.62**	**639.91**	**1,310.83**
II. Accumulated depreciation								
Balance as at 1 April 2023	**66.22**	**2.76**	**0.20**	**0.16**	**0.96**	**-**	**75.02**	**145.32**
Depreciation expense for the year	69.80	3.44	0.23	0.16	1.70	-	87.83	163.16
Deletions/Transfers	(3.31)	(6.07)	-	-	(0.46)	-	-	(9.84)
Balance as at 31 March 2024	**132.71**	**0.13**	**0.43**	**0.32**	**2.20**	**-**	**162.85**	**298.64**
Due to acquisition of subsidiary	-	2.93	-	-	0.58	-	-	3.51
Depreciation expense for the year	78.60	4.95	0.30	0.16	2.51	3.99	93.44	183.95
Deletions/Transfers	-	-	-	-	-	-	(21.40)	(21.40)
Balance as at 31 March 2025	**211.31**	**8.01**	**0.73**	**0.48**	**5.29**	**3.99**	**234.89**	**464.70**
III. Net carrying amount (I-II)								
As at 31 March 2025	**376.87**	**10.75**	**3.85**	**0.74**	**9.27**	**39.63**	**405.02**	**846.13**
As at 31 March 2024	**383.38**	**7.87**	**1.95**	**0.90**	**5.62**	**-**	**502.23**	**901.95**

Notes to Consolidated Financial Statements

for the year ended 31 March 2025

(All amounts are in ₹ Lakhs, unless otherwise stated)

4. Right-of-use asset

Particulars	Office on lease
I. Gross carrying amount	
Balance as at 01 April 2023	**66.88**
Additions	-
Deletions	(66.88)
Balance as at 31 March 2024	-
Additions	182.99
Deletions	-
Balance as at 31 March 2025	**182.99**
II. Accumulated depreciation	
Balance as at 01 April 2023	**33.44**
Depreciation for the year	33.44
Eliminated on disposal of assets	(66.88)
Balance as at 31 March 2024	-
Depreciation for the year	28.15
Eliminated on disposal of assets	-
Balance as at 31 March 2025	**28.15**
III. Net carrying amount (I-II)	
As at 31 March 2025	**154.84**
As at 31 March 2024	**-**

5. Intangible assets

Particulars	Software
I. Gross carrying amount (deemed cost)	
Balance as at 01 April 2023	**0.01**
Additions	-
Deletions	-
Balance as at 31 March 2024	**0.01**
Additions	21.88
Deletions	-
Balance as at 31 March 2025	**21.89**
II. Accumulated amortisation	
Balance as at 01 April 2023	-
Amortisation expense for the year	-
Deletion	-
Balance as at 31 March 2024	-
Amortisation expense for the year	1.43
Deletion	-
Balance as at 31 March 2025	**1.43**
III. Net carrying amount (I-II)	
As at 31 March 2025	**20.46**
As at 31 March 2024	**0.01**

Notes to Consolidated Financial Statements

for the year ended 31 March 2025

(All amounts are in ₹ Lakhs, unless otherwise stated)

6. Intangible assets under development

Particulars	Software
I. Gross carrying amount	
Balance as at 01 April 2023	**-**
Additions	17.71
Deletions	-
Balance as at 31 March 2024	**17.71**
Additions	4.17
Capitalisation	21.88
Balance as at 31 March 2025	**-**

A) Intangible assets under development (IAUD) ageing schedule -

i) As at 31 March 2025

Particulars	Amount in IAUD for a period of				Total
	Less than 1 Year	1-2 Years	2-3 Years	More than 3 Years	
Projects in progress	-	-	-	-	-
Projects temporarily suspended	-	-	-	-	-
Total	**-**	**-**	**-**	**-**	**-**

ii) As at 31 March 2024

Particulars	Amount in IAUD for a period of				Total
	Less than 1 Year	1-2 Years	2-3 Years	More than 3 Years	
Projects in progress	17.71	-	-	-	17.71
Projects temporarily suspended	-	-	-	-	-
Total	**17.71**	**-**	**-**	**-**	**17.71**

7. Investments

Particulars	As at 31 March 2025		As at 31 March 2024	
	Quantity*	Amount	Quantity*	Amount
Non-current				
Investment in Equity Shares at Cost				
Unquoted, fully paid up				
Investments in K2 Nextgen Solutions Private Limited (previously known as K2 Cloud Private Limited) (Face value ₹.10)	-	-	1,25,884	1.10
Investments in K2 Recyclers Private Limited (Face value ₹10)	5,18,965	55.26	5,18,965	65.87
Total (A)		**55.26**		**66.97**

Notes to Consolidated Financial Statements

for the year ended 31 March 2025

(All amounts are in ₹ Lakhs, unless otherwise stated)

Particulars	As at 31 March 2025		As at 31 March 2024	
	Quantity*	Amount	Quantity*	Amount
Current				
Investment in Equity Shares at FVTPL				
Quoted, fully paid up				
Vedanta Limited (Face value ₹1)	1,201	5.57	1,200	3.26
Adani Enterprise Limited (Face value ₹1)	70	1.62	70	2.24
Jio financial services Limited (Face value ₹10)	300	0.68	-	-
Reliance Industries Limited (Face value ₹10)	10	0.13	-	-
Total (B)		**8.00**		**5.50**
Total (A+B)		**63.26**		**72.47**
Aggregate cost of quoted investments		6.62		5.20
Aggregate market value of quoted investments		8.00		5.50
Aggregate amount of unquoted investments		55.26		66.97
Aggregate amount of impairment in value of investments		-		-

*In numbers

8. Other financial assets

Particulars	As at 31 March 2025		As at 31 March 2024	
	Current	Non-current	Current	Non-current
Advances to employees	14.90	-	8.54	-
Bank deposits with more than 12 months maturity*	-	611.30	-	17.50
Interest accrued on fixed deposits	58.72	1.78	18.27	-
Loan to associate Company (Refer Note 37)	-	-	8.00	-
Interest receivable from related party	0.08	-	1.00	-
Security deposits*	166.45	151.00	55.72	58.34
Other receivables	1.33	-	11.61	-
Total	**241.48**	**764.08**	**103.14**	**75.84**

* Deposits with banks and security deposits includes under lien towards borrowings and limit for letter of credits as on 31 March 2025 and 31 March 2024.

Notes to Consolidated Financial Statements

for the year ended 31 March 2025

(All amounts are in ₹ Lakhs, unless otherwise stated)

9. Deferred tax assets/(liabilities) (Net)

Particulars	As at 31 March 2025	As at 31 March 2024
Tax effect of items constituting deferred tax liabilities		
On the difference between book balance and tax balance of property, plant and equipment, intangible assets and intangible assets under development	-	8.61
ROU and Lease Liability	7.67	-
Fair value of financial assets	0.35	0.08
Tax effect of items constituting deferred tax assets		
Doubtful assets and Expected Credit Loss	197.36	173.45
EIR on borrowing	-	0.15
On the difference between book balance and tax balance of property, plant and equipment, intangible assets and intangible assets under development	6.79	-
Provision for employee benefits	4.26	2.74
Provision for advance to supplier	2.29	0.66
Deferred tax assets/(liabilities) (Net)	**202.68**	**168.31**

10. Trade receivables

Particulars	As at 31 March 2025	As at 31 March 2024
Unsecured		
Receivables which are considered good	13,758.12	6,360.61
Receivables which have significant increase in credit risk	-	-
Receivables which are credit impaired	-	403.06
	13,758.12	6,763.67
Less: Provision for expected credit loss*	(784.18)	(689.15)
Total	**12,973.94**	**6,074.52**
Of the above, trade receivables from:		
- related parties (Refer note 37)	-	8.06
- others	13,758.12	6,755.61
Less: Provision for expected credit loss	(784.18)	(689.15)
Total	**12,973.94**	**6,074.52**
*** Movement in expected credit loss:**		
Balance at the beginning of the year	689.15	264.00
Provision recognised during the year	322.61	425.15
Provision reversed during the year	(227.58)	-
Balance as at end of the year	**784.18**	**689.15**

Notes:

1) Refer note 42 for information on trade receivables pledged as security by the group.
2) Refer note 38 for the credit risk analysis.

Notes to Consolidated Financial Statements

for the year ended 31 March 2025

(All amounts are in ₹ Lakhs, unless otherwise stated)

Trade Receivables ageing schedule:

i) As at 31 March 2025

Particulars	Outstanding for following period from due date of payment							
	Unbilled	Not Due	Less than 6 months	6 months - 1 year	1-2 years	2-3 years	More than 3 years	Total
(i) Undisputed Trade Receivables - Considered good	4,657.99	4,062.26	4,601.90	17.89	156.67	14.22	59.70	13,570.63
(ii) Undisputed Trade Receivables - which have significant increase in credit risk	-	-	-	-	-	-	-	-
(iii) Undisputed Trade Receivables - Credit Impaired	-	-	1.93	-	28.64	82.41	74.51	187.49
(iv) Disputed Trade Receivables - Considered Good	-	-	-	-	-	-	-	-
(v) Disputed Trade Receivables - which have significant increase in credit risk	-	-	-	-	-	-	-	-
(vi) Disputed Trade Receivables - Credit Impaired	-	-	-	-	-	-	-	-
Total	**4,657.99**	**4,062.26**	**4,603.83**	**17.89**	**185.31**	**96.63**	**134.21**	**13,758.12**
Less: Loss Allowance								(784.18)
Total								**12,973.94**

ii) As at 31 March 2024

Particulars	Outstanding for following period from due date of payment							
	Unbilled	Not Due	Less than 6 months	6 months - 1 year	1-2 years	2-3 years	More than 3 years	Total
(i) Undisputed Trade Receivables - Considered good	2,025.63	2,652.58	1,532.78	11.92	22.28	83.95	31.47	6,360.61
(ii) Undisputed Trade Receivables - which have significant increase in credit risk	-	-	-	-	-	-	-	-
(iii) Undisputed Trade Receivables - Credit Impaired	-	-	-	14.19	88.20	173.16	127.51	403.06
(iv) Disputed Trade Receivables - Considered Good	-	-	-	-	-	-	-	-
(v) Disputed Trade Receivables - which have significant increase in credit risk	-	-	-	-	-	-	-	-
(vi) Disputed Trade Receivables - Credit Impaired	-	-	-	-	-	-	-	-
Total	**2,025.63**	**2,652.58**	**1,532.78**	**26.11**	**110.48**	**257.11**	**158.98**	**6,763.67**
Less: Loss Allowance								(689.15)
Total								**6,074.52**

Notes to Consolidated Financial Statements

for the year ended 31 March 2025

(All amounts are in ₹ Lakhs, unless otherwise stated)

11. Cash and cash equivalent

Particulars	As at 31 March 2025	As at 31 March 2024
Cash on hand	8.87	21.87
Cheques on Hand	201.98	-
Balances with banks		
- In current accounts	9.04	3.75
- In term deposits- with original maturity of less than three months	-	15.28
Total	**219.89**	**40.90**

12. Other Bank Balances

Particulars	As at 31 March 2025	As at 31 March 2024
Bank Deposits*	2,329.02	819.02
Balances with banks		
- In current accounts#	-	1,315.19
Total	**2,329.02**	**2,134.21**

* Bank deposit represents deposits lien against borrowing, limit for letter of credit, deposit given for projects as on 31 March 2025 and 31 March 2024.

Balances in current accounts represents balance in Escrow account received from Anchor investors.

13. Current tax assets/ (liabilities) (Net)

Particulars	As at 31 March 2025	As at 31 March 2024
Current tax assets	1.76	-
Current tax liabilities	(112.45)	(364.73)
Total	**(110.69)**	**(364.73)**

14. Other current assets

Particulars	As at 31 March 2025	As at 31 March 2024
Capital advances	39.38	-
Balance with government authorities	158.38	130.15
Prepaid expenses	27.69	24.98
Advance to suppliers	353.71	379.55
Less: Provision for advance to suppliers*	(9.09)	(2.62)
Total	**570.07**	**532.06**
*** Movement in provision for advance to suppliers:**		
Balance at the beginning of the year	2.62	-
Provision recognised during the year	6.47	2.62
Balance as at end of the year	**9.09**	**2.62**

Notes to Consolidated Financial Statements

for the year ended 31 March 2025

(All amounts are in ₹ Lakhs, unless otherwise stated)

15. Equity share capital

Particulars	As at 31 March 2025		As at 31 March 2024	
	No. of Shares	Amount	No. of Shares	Amount
Authorised				
Equity Shares of ₹ 10.00 each	1,40,00,000	1,400.00	1,40,00,000	1,400.00
	1,40,00,000	**1,400.00**	**1,40,00,000**	**1,400.00**
Issued equity shares				
Equity Shares of ₹ 10.00 each	**1,26,18,394**	**1,261.84**	**1,26,18,394**	**1,261.84**
Subscribed and fully paid up equity shares				
Equity Shares of ₹ 10.00 each	**1,26,18,394**	**1,261.84**	**92,11,594**	**921.16**

(a) Reconciliation of equity shares outstanding at the beginning and at the end of the year

Particulars	For the year ended 31 March 2025		For the year ended 31 March 2024	
	No. of Shares	Amount	No. of Shares	Amount
At the beginning of the year	92,11,594	921.16	22,44,328	224.43
Add: Equity shares issued during the year (refer note 15(e))	34,06,800	340.68	4,58,715	45.87
Add: Bonus shares issued during the year (refer note 15(g))	-	-	65,08,551	650.86
At the end of the year	**1,26,18,394**	**1,261.84**	**92,11,594**	**921.16**

(b) Rights, preferences and restrictions attached to equity shares

The holding company has only one class of equity shares having a par value of ₹ 10/- per share. The holder of the equity share is entitled to dividend right and voting right in the same proportion as the capital paid-up on such equity share bears to the total paid-up equity share capital of the holding company. The dividend, if any, proposed by Board of Directors is subject to approval of the shareholders in the ensuring Annual General Meeting, except in case of interim dividend. In the event of liquidation of the holding company, the holders of equity shares will be entitled to receive remaining assets of the holding company, after distribution of all preferential amounts. The distribution will be in the same proportion as the capital paid-up on the equity shares held by them bears to the total paid-up equity share capital of the holding company.

(c) Details of equity shareholders holding more than 5% equity shares in the Company

Particulars	For the year ended 31 March 2025		For the year ended 31 March 2024	
	No. of Shares	% holding	No. of Shares	% holding
Equity Shares of ₹ 10 each, fully paid up				
Pankaj Sharma	19,38,741	15.36%	19,38,741	21.05%
Rajiv Khandelwal	10,06,688	7.98%	10,06,688	10.93%
Priya Sharma	9,10,108	7.21%	9,10,108	9.88%
Neeraj Kumar Bansal	7,13,181	5.65%	7,13,181	7.74%
Rajesh Tiwari	6,85,460	5.43%	6,85,460	7.44%
Sarvajeet Singh	5,51,409	4.37%	5,51,409	5.99%
Bharti Lakhanpal	5,24,160	4.15%	5,24,160	5.69%
Aarti Sharma	4,74,587	3.76%	4,74,587	5.15%

Notes to Consolidated Financial Statements

for the year ended 31 March 2025

(All amounts are in ₹ Lakhs, unless otherwise stated)

(d) Change in promoters shareholding

The Board of Directors vide their meeting held on 07 November 2023 has classified the following as the promoters of the Company pursuant to clause (za) of sub-regulation (1) of regulation 2 of the Securities and Exchange Board of India (Issue of Capital and Disclosure Requirements) Regulations, 2009 and clause (w) of sub-regulation (1) of regulation 2 and regulation 31A of Securities and Exchange Board of India (Listing Obligation and Disclosure Requirements) Regulations, 2015, as amended from time to time.

For the year ended 31 March 2025

Promoter name	At the end of the year		At the beginning of the year		% Change during the year
	No. of Shares	% of total shares	No. of Shares	% of total shares	
Pankaj Sharma	19,38,741	15.36%	19,38,741	21.05%	-
Priya Sharma	9,10,108	7.21%	9,10,108	9.88%	-
Rajesh Tiwari	6,85,460	5.43%	6,85,460	7.44%	-
Sarvajeet Singh	5,51,409	4.37%	5,51,409	5.99%	-
Rajiv Khandelwal	10,06,688	7.98%	10,06,688	10.93%	-

For the year ended 31 March 2024

Promoter name	At the end of the year		At the beginning of the year		% Change during the year
	No. of Shares	% of total shares	No. of Shares	% of total shares	
Pankaj Sharma	19,38,741	21.05%	4,97,113	22.15%	290.00%
Priya Sharma	9,10,108	9.88%	2,33,361	10.40%	290.00%
Rajesh Tiwari	6,85,460	7.44%	1,75,759	7.83%	290.00%
Sarvajeet Singh	5,51,409	5.99%	1,75,000	7.80%	215.09%
Rajiv Khandelwal	10,06,688	10.93%	2,58,125	11.50%	290.00%

(e) The Holding Company has initiated its initial public offer (IPO) of 34,06,800 equity shares of face value of INR 10 each at an issue price of INR 119 per share as fresh issue. The issue has been closed for subscription on 02 April 2024. The Holding Company has allotted equity shares to the successful bidders on 04 April 2024 pursuant to section 42 and other relevant provisions of the companies act 2013 at ₹119 including premium of ₹109 per share having face value of ₹ 10 each and shares of the Holding Company got listed on National Stock Exchange of India Limited (NSE emerge) on 08 April 2024. The Holding Company has also incurred ₹ 760.41 lakhs towards share issue expense for the aforementioned allotment.

(f) On 07 August 2023, pursuant to section 42 and other relevant provisions of the companies act 2013, the Holding Company has issued 4,58,715 equity shares of the company on preferential allotment basis at ₹119 including premium of ₹109 per share having face value of ₹ 10 each. The Holding Company has also incurred ₹ 7.58 lakhs towards Share issue expense for the aforementioned preferential allotment.

(g) On 22 July 2023 , the Holding Company allotted 65,08,551 equity shares of ₹ 10/- each as fully paid up bonus shares by utilising securities premium, capital redemption reserve and free reserves amounting to ₹ 534.08 lakhs, 58.54 lakhs and 58.24 lakhs, respectively, pursuant to a resolution passed by shareholders in Extra Ordinary General Meeting held on 21 July 2023.

Notes to Consolidated Financial Statements

for the year ended 31 March 2025

(All amounts are in ₹ Lakhs, unless otherwise stated)

16. Other equity

Particulars	As at 31 March 2025	As at 31 March 2024
(a) Securities premium		
Opening balance	492.42	534.08
Add: Securities premium on issue of equity shares (Refer Note. 15(e) & 15(f))	3,713.41	500.00
Less: Share issue expenses (Refer Note. 15(e) & 15(f))	(760.41)	(7.58)
Less: Issue of fully paid bonus shares (Refer Note. 15(g))	-	(534.08)
Closing balance	**3,445.42**	**492.42**
(b) Capital redemption reserve		
Opening balance	-	58.54
Add: Addition during the year	-	-
Less: Issue of fully paid bonus shares (Refer Note. 15(g))	-	(58.54)
Closing balance	**-**	**-**
(c) Surplus/(Deficit) in Statement of Profit and Loss		
Opening balance	1,759.86	572.48
Add: Profit for the year	1,154.16	1,245.40
Add: Remeasurement gains/(loss)-net of tax	(0.78)	0.22
Less: Issue of fully paid bonus shares (Refer Note. 15(g))	-	(58.24)
Closing balance	**2,913.24**	**1,759.86**
(d) Other comprehensive income		
Opening balance	5.84	2.92
Add: Change in Controlling interest	-	2.92
Closing balance	5.84	5.84
(e) Share application money pending allotment		
Opening balance	1,315.20	-
Add: Addition during the year	-	1,315.20
Less: Share application money transferred	(1,315.20)	-
Closing balance	**-**	**1,315.20**
Total other equity	**6,364.50**	**3,573.32**
Non- controlling interest		
Opening balance	-	-
Add: Due to acquisition of subsidiary	7.08	-
Add: Share of NCI in total comprehensive income	0.15	-
Closing balance	**7.23**	**-**

Notes to Consolidated Financial Statements

for the year ended 31 March 2025

(All amounts are in ₹ Lakhs, unless otherwise stated)

Nature and purpose:

(a) **Securities premium:** Securities premium account is used to record the premium on issue of shares and is utilised in accordance with the provisions of the Companies Act 2013.

(b) **Capital Redemption Reserve:** Capital Redemption Reserve is created for the shares redeemed/ buyback by the Group in accordance with the provisions of the Companies Act 2013.

(c) **Surplus/(Deficit) in Statement of Profit and Loss:** Represents the amount of accumulated surplus/(deficit) earned till date and remeasurements on post employment defined benefits plans.

(d) **Other Comprehensive Income (OCI):** Other Comprehensive Income Reserve represent the balance in equity for item to be accounted in Other Comprehensive Income. OCI is classified into:

i) Items that will not be reclassified to statement of income & expenses,

ii) item that will be reclassified to statement of income & expenses.

Actuarial Gain and losses for defined plans are recognized through OCI in the period in which they occur. Re-measurement are not reclassified to statement of profit or loss in subsequent periods.

(e) **Share application money pending allotment:** Share application money pending allotment is the amount received from investors during the application process for shares, but the allotment of shares has not yet been made.

(f) **Non- controlling interest:** Non-Controlling Interest (NCI) represents the portion of equity in a subsidiary not owned by the parent company. It ensures fair presentation of financial results by attributing profits and net assets to minority shareholders in consolidated statements.

17. Borrowings

Particulars	As at 31 March 2025		As at 31 March 2024	
	Current	Non-current	Current	Non-current
Secured				
Term loan from banks and financial institutions	-	504.84	-	501.59
Working capital loan	1,292.50	-	92.05	-
Short term loans from financial institutions	1,052.00	-	-	-
Other short term loans from banks	2,531.79	-	1,855.30	-
Unsecured				
Loan from banks and financial institutions	-	10.73	0.55	50.55
Loans from related parties (Refer note 37)	141.19	-	28.95	-
Total borrowings	**5,017.48**	**515.57**	**1,976.85**	**552.14**
Current maturities of non-current borrowings	191.94	(191.94)	251.12	(251.12)
Total	**5,209.42**	**323.63**	**2,227.97**	**301.02**

The group has fund based and non-fund based facilities (viz. bank guarantees and letter of credits) from banks.

Notes:-

- As at 31 March 2025 and 31 March 2024, the groupy has taken interest free loan amounting to Nil and ₹28.95 lakhs respectively from the directors. As confirmed by directors, these loans are not provided out of borrowed fund.
- Refer note 42 for terms and conditions of borrowings.

Notes to Consolidated Financial Statements

for the year ended 31 March 2025

(All amounts are in ₹ Lakhs, unless otherwise stated)

18. Lease Liabilities

Particulars	As at 31 March 2025		As at 31 March 2024	
	Current	Non-current	Current	Non-current
Lease liabilities (Refer note 36)	44.15	113.72	-	-
Total	**44.15**	**113.72**	**-**	**-**

19. Other financial liabilities

Particulars	As at 31 March 2025		As at 31 March 2024	
	Current	Non-current	Current	Non-current
Measured at amortised cost				
Payable for capital goods	-	-	4.92	-
Security deposits	-	-	108.27	-
Payable to employees	89.05	-	37.94	-
Interest accrued but not due on borrowings (Refer Note 37)	24.88	-	45.24	-
Interest on share application money	0.31	-	0.31	-
Other payables	0.15	-	9.66	-
Total	**114.39**	**-**	**206.34**	**-**

20. Provisions

Particulars	As at 31 March 2025		As at 31 March 2024	
	Current	Non-current	Current	Non-current
Provisions for employee benefits				
Gratuity (Refer note 35)	2.38	13.73	1.41	7.59
Total	**2.38**	**13.73**	**1.41**	**7.59**

21. Trade payables

Particulars	As at 31 March 2025	As at 31 March 2024
Total outstanding dues of micro enterprises and small enterprises	128.04	18.38
Total outstanding dues of creditors other than micro enterprises and small enterprises	4,641.90	1,997.07
Total	**4,769.94**	**2,015.45**
Of the above, trade payables to:		
- Related parties (Refer note 37)	-	0.15
- Others	4,769.94	2,015.30
Total	**4,769.94**	**2,015.45**

Notes to Consolidated Financial Statements

for the year ended 31 March 2025

(All amounts are in ₹ Lakhs, unless otherwise stated)

Notes:

(a) Trade payables ageing schedule:

i) As at 31 March 2025

Particulars	Outstanding for following period from due date of payment						Total
	Unbilled dues	Not Due	Less than 1 Year	1-2 years	2-3 years	More than 3 years	
(i) MSME	0.23	127.81	-	-	-	-	128.04
(ii) Others	-	2,763.83	1,672.06	196.55	4.21	5.25	4,641.90
(iii) Disputed dues - MSME	-	-	-	-	-	-	-
(iv) Disputed dues -Others	-	-	-	-	-	-	-
Total	**0.23**	**2,891.64**	**1,672.06**	**196.55**	**4.21**	**5.25**	**4,769.94**

ii) As at 31 March 2024

Particulars	Outstanding for following period from due date of payment						Total
	Unbilled dues	Not Due	Less than 1 Year	1-2 years	2-3 years	More than 3 years	
(i) MSME	-	18.38	-	-	-	-	18.38
(ii) Others	-	1,304.23	671.16	11.80	5.46	4.42	1,997.07
(iii) Disputed dues - MSME	-	-	-	-	-	-	-
(iv) Disputed dues -Others	-	-	-	-	-	-	-
Total	**-**	**1,322.61**	**671.16**	**11.80**	**5.46**	**4.42**	**2,015.45**

(a) Disclosures under the Micro, Small and Medium Enterprises Development Act, 2006 in respect of micro and small suppliers as defined in the Act:

Particulars	As at 31 March 2025	As at 31 March 2024
(i) the principal amount and interest due thereon remaining unpaid to any supplier at the end of each accounting year	128.04	18.38
(ii) the amount of interest paid by the buyer in terms of section 16 of the Micro, Small and Medium Enterprises Development Act, 2006 (27 of 2006), along with the amount of payment made to the supplier beyond the appointed day during each accounting year;	-	-
(iii) the amount of interest due and payable for the period of delay in making payment (which has been paid put beyond the appointed day during the period/ year) but without adding the interest specified under the Micro, Small and Medium Enterprises Development Act, 2006;	-	-
(iv) the amount of interest accrued and remaining unpaid at the end of each accounting year; and	-	-
(v) the amount of further interest remaining due and payable even in the succeeding years, until such date when the interest dues above are actually paid to the small enterprises, for the purpose of disallowance of a deductible expenditure under section 23 of the Micro, Small and Medium Enterprises Development Act, 2006	-	-

(b) For exposure to currency and liquidity risks related to Trade payables, refer note 38 to the Ind AS financial statements.

Notes to Consolidated Financial Statements

for the year ended 31 March 2025

(All amounts are in ₹ Lakhs, unless otherwise stated)

22. Other Current Liabilities

Particulars	As at 31 March 2025	As at 31 March 2024
Statutory dues payable	69.41	502.13
Total	**69.41**	**502.13**

23. Revenue from operations

(i) Revenue from Engineering, Procurement & Construction:

Particulars	For the year ended 31 March 2025	For the year ended 31 March 2024
Revenue from Sale of Services	1,843.32	1,876.64
Contract Revenue	12,837.51	8,995.18
Total	**14,680.83**	**10,871.82**

(ii) Timing of revenue recognition

Particulars	For the year ended 31 March 2025	For the year ended 31 March 2024
Services rendered over the time	14,680.83	10,871.82
Services rendered at a point in time	-	-
Total revenue from contract with customers	**14,680.83**	**10,871.82**

(iii) Disaggregation of revenue based on product and services

Particulars	For the year ended 31 March 2025	For the year ended 31 March 2024
Revenue from Engineering, Procurement & Construction	14,661.19	10,871.82
Revenue from AWS and cloud services	19.64	
Total revenue from contract with customers	**14,680.83**	**10,871.82**

(iv) Revenue by location of customers

Particulars	For the year ended 31 March 2025	For the year ended 31 March 2024
India	14,680.83	10,871.82
Outside India	-	-
	14,680.83	**10,871.82**

24. Other Income

Particulars	For the year ended 31 March 2025	For the year ended 31 March 2024
Interest on bank deposits	141.60	38.43
Interest on security deposit	0.63	0.84
Interest income on loan to related party (Refer note 37)	1.83	0.49
Liabilities no longer required written back	46.56	12.77
Dividend Income	0.53	0.55
Miscellaneous income	0.44	-
Interest on income tax refund	0.04	-
Total	**191.63**	**53.08**

Notes to Consolidated Financial Statements

for the year ended 31 March 2025

(All amounts are in ₹ Lakhs, unless otherwise stated)

25. Cost of construction

Particulars	For the year ended 31 March 2025	For the year ended 31 March 2024
Construction material	2,287.95	2,201.50
Direct Project cost	8,513.79	5,224.04
Total	**10,801.74**	**7,425.54**

26. Purchases of stock-in-trade

Particulars	For the year ended 31 March 2025	For the year ended 31 March 2024
Purchases of stock-in-trade	4.14	-
Total	**4.14**	**-**

27. Net gain/ (Loss) on fair value changes (on financial assets measured at FVTPL)

Particulars	For the year ended 31 March 2025	For the year ended 31 March 2024
- On equity instrument	1.39	0.83
Total	**1.39**	**0.83**
Fair value changes:		
- Realised (Including reinvested)	-	0.52
- Unrealised	1.39	0.31
Total	**1.39**	**0.83**

28. Employee benefits expense

Particulars	For the year ended 31 March 2025	For the year ended 31 March 2024
Salaries and wages, including bonus	587.11	415.37
Contribution to provident and other funds (Refer note 35)	17.08	13.49
Gratuity expense (Refer note 35)	6.07	3.73
Staff welfare expenses	39.79	27.82
Total	**650.05**	**460.41**

29. Finance costs

Particulars	For the year ended 31 March 2025	For the year ended 31 March 2024
Interest expense on financial liabilities carried at amortised cost:		
Lease liabilities	8.37	1.65
Interest expense	228.61	250.56
Other borrowing costs	82.44	17.48
Total	**319.42**	**269.69**

Notes to Consolidated Financial Statements

for the year ended 31 March 2025

(All amounts are in ₹ Lakhs, unless otherwise stated)

30. Depreciation and amortisation expenses

Particulars	For the year ended 31 March 2025	For the year ended 31 March 2024
Depreciation on property, plant and equipment	183.95	163.16
Amortisation of intangible assets	1.43	-
Depreciation of right-of-use assets	28.15	33.44
Total	**213.53**	**196.60**

31. Other expenses

Particulars	For the year ended 31 March 2025	For the year ended 31 March 2024
Rates and taxes	82.87	28.73
Insurance expenses	15.23	19.32
Freight and cartage	8.10	16.03
Electricity and water expenses	2.29	3.46
Business development expenses	39.40	8.02
Office expenses	6.84	8.57
Repairs and maintenance	16.82	2.96
Membership & subscription expenses	2.90	0.55
Rent expenses	13.68	14.53
Software and website expenses	9.34	7.35
Travelling and conveyance expenses		
-Domestics	36.40	33.53
-Foreign	10.80	-
Expected credit loss allowance on trade receivables and deposits	322.61	425.15
Bad debts	-	21.46
Provision for advance to supplier	6.47	2.62
Design charges	692.79	167.04
Auditors remuneration		
- As statutory auditor	14.95	14.00
- For other matters	-	18.50
- Out of pocket expenses	0.55	0.55
Legal and other professional costs	25.92	78.12
Loss on sale of fixed asset	24.02	-
CSR expense	21.30	10.85
Director sitting fees	3.20	1.30
Miscellaneous expenses	30.67	14.54
Total	**1,387.15**	**897.18**

32. Income taxes

(a) Income tax recognised in profit and loss

Particulars	For the year ended 31 March 2025	For the year ended 31 March 2024
(a) Current tax	366.90	545.13
(b) Deferred tax charge/ (credit)	(34.11)	(112.47)
(c) Tax related to earlier years	-	(6.55)
Total	**332.79**	**426.11**

Notes to Consolidated Financial Statements

for the year ended 31 March 2025

(All amounts are in ₹ Lakhs, unless otherwise stated)

(b) Income tax recognised in other comprehensive income (OCI)

Particulars	For the year ended 31 March 2025	For the year ended 31 March 2024
Deferred tax charge on remeasurement of defined benefit plan	(0.26)	0.07
Total	**(0.26)**	**0.07**

(c) Tax reconciliation

	For the year ended 31 March 2025	For the year ended 31 March 2024
Profit before tax	1,487.10	1,671.51
Applicable tax rate	25.168%	25.168%
Income tax expenses calculated at above rate	374.27	420.69
Tax effect of:		
- Effect of temporary differences and unabsorbed losses	(34.11)	(112.47)
- Non deductible expenses	(7.37)	124.44
- Tax related to earlier years	-	(6.55)
Total	**332.79**	**426.11**

(d) Deferred tax movement

For the Year 2024-25	DTA / (DTL)	Balance as at 01 April 2024	(Charged)/ credited to: Profit and loss	Other comprehensive income	Balance as at 31 March 2025
On the difference between book balance and tax balance of property, plant and equipment and intangible assets	DTA/ (DTL)	(8.61)	15.40	-	6.79
Fair value of financial assets	DTA/ (DTL)	(0.08)	(0.27)	-	(0.35)
Expected Credit Loss	DTA/ (DTL)	173.45	23.91	-	197.36
Provision for employee benefits	DTA/ (DTL)	2.74	1.26	0.26	4.26
ROU and Lease Liability	DTA/ (DTL)	-	(7.67)	-	(7.67)
EIR on borrowing	DTA/ (DTL)	0.15	(0.15)	-	-
Provision for advance to supplier	DTA/ (DTL)	0.66	1.63	-	2.29
Total	**DTA / (DTL)**	**168.31**	**34.11**	**0.26**	**202.68**

For the Year 2023-24	DTA / (DTL)	Balance as at 01 April 2023	(Charged)/ credited to: Profit and loss	Other comprehensive income	Balance as at 31 March 2024
On the difference between book balance and tax balance of property, plant and equipment and intangible assets	DTA/ (DTL)	(13.48)	4.87	-	(8.61)
Fair value of financial assets	DTA/ (DTL)	-	(0.08)	-	(0.08)
Expected Credit Loss	DTA/ (DTL)	66.44	107.01	-	173.45
Provision for employee benefits	DTA/ (DTL)	2.19	0.62	(0.07)	2.74
ROU and Lease Liability	DTA/ (DTL)	0.56	(0.56)	-	-
EIR on borrowing	DTA/ (DTL)	0.41	(0.26)	-	0.15
Provision for advance to supplier	DTA/ (DTL)	(0.21)	0.87	-	0.66
Total	**DTA / (DTL)**	**55.91**	**112.47**	**(0.07)**	**168.31**

Notes to Consolidated Financial Statements

for the year ended 31 March 2025

(All amounts are in ₹ Lakhs, unless otherwise stated)

33. Earning per share (EPS)

Particulars	For the year ended 31 March 2025	For the year ended 31 March 2024
Net profit attributable to equity shareholders (₹ in lakhs)	1,154.16	1,245.40
Calculation of weighted average number of equity shares -		
Number of equity shares at the beginning of the year	90,50,730	65,08,551
Number of equity shares outstanding as at the end of the year	1,26,18,394	92,11,594
Weighted average number of equity shares outstanding during the year for calculation of basic EPS	1,25,90,393	90,50,730
Effect of dilutive potential equity shares		
Weighted average number of equity shares outstanding during the year for calculation of diluted EPS	1,25,90,393	90,50,730
Nominal value of equity shares (Rs.)	10.00	10.00
Basic earnings per equity shares(Rs.)	**9.16**	**13.76**
Diluted earnings per equity shares (Rs.)	**9.16**	**13.76**

34. Contingent liabilities and capital commitments

Contingent Liability

a) The Group has pending litigation with Public Works Department Rajasthan relating to rehabilitation work for which matter is to be decided by Hon'ble High Court. The amount involved ₹ 83.48 lakhs as on 31 March 2025 and 31 March 2024.

b) The Group has pending litigation with Public Works Department Rajasthan relating to rehabilitation work for which matter is to be decided by Hon'ble High Court. The amount involved ₹ 11.98 lakhs as on 31 March 2025 and 31 March 2024.

Based on legal advice, management believes that they have a strong case and no provision is required to be made.

Capital Commitment

Based on the information available with the group, the capital commitment as at 31 March 2025 is ₹ 248.27 lakhs. (As at 31 March 2024-₹ 2.18 lakhs).

35. Employee benefits

The disclosures required under Ind AS 19 "Employee benefits" notified in the Companies (Indian Accounting Standards) Rules, 2015 are given below:-

i) Defined contribution plans

The Group makes contributions, determined as a specified percentage of employee salaries, in respect of qualifying employees towards provident fund, employees' state insurance, and labour welfare fund, which are defined contribution plans. The Group has no obligation other than to make the specified contributions, which are recognised as an expense in the Statement of Profit and Loss as they accrue.

For the year ended 31 March 2025, the Group contributed ₹17.08 lakhs (31 March 2024: ₹13.49 lakhs)."

ii) Defined benefit plans

The gratuity liability for the Group is determined based on the respective employee's salary and the years of service with the Group. The liability is accrued based on an actuarial valuation as at the balance sheet date, carried out by an independent actuary.

The following table presents the status of the gratuity plan of the Group and the amounts recognised in the Balance Sheet and the Statement of Profit and Loss.

Notes to Consolidated Financial Statements

for the year ended 31 March 2025

(All amounts are in ₹ Lakhs, unless otherwise stated)

I. Net liability recognised in the Balance Sheet

Particulars	As at 31 March 2025	As at 31 March 2024
Current Liability	2.38	1.41
Non-Current Liability	13.73	7.59
Net Liability recognised in Balance Sheet	**16.11**	**9.00**

II. Expense recognised in the Statement of Profit and Loss

Particulars	For the year ended 31 March 2025	For the year ended 31 March 2024
Current Service Cost	5.42	3.09
Past Service Cost including curtailment Gains/Losses	-	-
Interest cost on the net defined benefit liability/ (asset)	0.65	0.64
Expense recognised in the Statement of Profit and Loss	**6.07**	**3.73**

III. Remeasurement recognised in the Other Comprehensive Income (OCI)

Particulars	For the year ended 31 March 2025	For the year ended 31 March 2024
Actuarial (gains)/ losses		
- Change in demographic assumptions	-	0.25
- Change in financial assumptions	0.12	10.14
- Experience adjustments (i.e. actual experience vs assumptions)	0.92	(10.68)
- Return on plan assets, excluding amount recognized in net interest expense	-	-
Remeasurement recognised in the OCI	**1.04**	**(0.29)**

IV. Movement in the present value of defined benefit obligation

Particulars	For the year ended 31 March 2025	For the year ended 31 March 2024
Present value of defined benefit obligation at the beginning of the year	9.00	8.71
Current service cost	5.42	3.09
Interest cost	0.65	0.64
Past Service Cost including curtailment Gains/Losses	-	-
Re-measurement (or Actuarial) (gain) / loss arising from:		
- Change in demographic assumptions	-	0.25
- Change in financial assumptions	0.12	10.14
- experience variance (i.e. Actual experience vs assumptions)	0.92	(10.68)
Benefits paid	-	(3.15)
Present value of defined benefit obligation as at end of the year	**16.11**	**9.00**

Notes to Consolidated Financial Statements

for the year ended 31 March 2025

(All amounts are in ₹ Lakhs, unless otherwise stated)

V. Principal actuarial assumptions

Particulars	As at 31 March 2025	As at 31 March 2024
Discount rate	7.04%	7.25%
Salary escalation rate (per annum)	12.00%	12.00%
Retirement age (in years)	60 Years	60 Years
Mortality rate	100% of IALM 2012-14	100% of IALM 2012-14
Withdrawal rate (per annum)		
- upto 30 years	30.00%	30.00%
- 31 to 44 years	30.00%	30.00%
- Above 44 years	30.00%	30.00%

VI. Sensitivity analysis

Reasonably possible changes at the reporting date to one of the relevant actuarial assumptions, holding other assumptions constant, would have affected the defined benefit obligation by the amounts shown below:

Particulars	Increase	Decrease
As at 31 March 2025		
Discount rate (0.5% movement)	(0.32)	0.33
Salary escalation rate (0.5% movement)	0.32	(0.31)
As at 31 March 2024		
Discount rate (0.5% movement)	(0.18)	0.18
Salary escalation rate (0.5% movement)	0.17	(0.17)

VII. Risk exposure

Interest Rate risk: The plan exposes the Group to the risk of fall in interest rates. A fall in interest rates will result in an increase in the ultimate cost of providing the above benefit and will thus result in an increase in the value of the liability (as shown in financial statements).

Liquidity Risk: This is the risk that the Group is not able to meet the short-term gratuity payouts. This may arise due to non availability of enough cash/cash equivalent to meet the liabilities or holding of liquid assets not being sold in time.

Salary Escalation Risk: The present value of the defined benefit plan is calculated with the assumption of salary increase rate of plan participants in future. Deviation in the rate of increase of salary in future for plan participants from the rate of increase in salary used to determine the present value of obligation will have a bearing on the plan's liability.

Demographic Risk: The Group has used certain mortality and attrition assumptions in valuation of the liability. The Group is exposed to the risk of actual experience turning out to be worse compared to the assumption.

Regulatory Risk: Gratuity benefit is paid in accordance with the requirements of the Payment of Gratuity Act,1972 (as amended from time to time).There is a risk of change in regulations requiring higher gratuity payouts (e.g. increase in the maximum limit on gratuity of ₹20 lacs).

Notes to Consolidated Financial Statements

for the year ended 31 March 2025

(All amounts are in ₹ Lakhs, unless otherwise stated)

36. Disclosure as required under Ind AS 116 Leases

The Group's leases primarily consists of leases for building, fit-outs and vehicles. Generally, the contracts are made for fixed period and does not have a purchase option at the end of lease term. The Group's obligations under its leases are secured by the lessor's title to the leased assets. The Group applies the 'short-term lease' recognition exemptions for these leases with lease terms of 12 months or less.

(i) Amount recognised in the Balance sheet

Particulars	As at 31 March 2025	As at 31 March 2024
Carrying amount of right-of-use assets (ROU)		
Building	154.84	-
Carrying amount of lease liability		
Current	44.15	-
Non-current	113.72	-

Particulars	For the year ended 31 March 2025	For the year ended 31 March 2024
Additions to the ROU		
Building	182.99	-

(ii) The table below provides details regarding the contractual maturities of lease liabilities on discounted basis:

Particulars	As at 31 March 2025	As at 31 March 2024
Less than one year	44.15	-
One to five years	113.72	-
More than five years	-	-
Total	**157.87**	**-**

(iii) The amount recognised in the statement of profit and loss

Particulars	2024-2025	2023-2024
Depreciation expense on ROU assets recognized during the year	28.15	33.44
Interest expense on lease liability	8.37	1.65
Total cash outflow for leases in ROU	33.49	37.32
Total cash outflow for leases in short-term leases and low value leases	13.68	14.53

(iv) Extension and termination option

Extension and termination options are included in various leases executed by the Group. These are used to maximise operational feasibility in terms of managing the assets used in Group's operations. Generally, these options are exercisable mutually by both the lessor and lessee.

Notes to Consolidated Financial Statements

for the year ended 31 March 2025

(All amounts are in ₹ Lakhs, unless otherwise stated)

37. Related parties

Names of related parties and related party relationships

Subsidiary company

K2 Nextgen Solutions Private Limited (previously known as K2 Cloud Private Limited) (from 09 October, 2024)

Associate company

K2 Recyclers Private Limited

K2 Nextgen Solutions Private Limited (previously known as K2 Cloud Private Limited) (till 08 October 2024)

Key managerial personnels

Pankaj Sharma (Managing Director)

Neeraj Kumar Bansal (Director)

Rajesh Tiwari (Director)

Priya Sharma (Director)

Devender Kumar Valecha (Director) (from 23 August 2024)

Naresh Kumar (Director) (from 23 August 2024)

Sagar Bhatia (Independent Director) (from 07 November 2023)

Ajay Kumar Singh Chauhan (Independent Director) (from 10 October 2023)

Shipra Sharma(Independent Director) (from 10 October 2023)

Priyanka Pareek (Chief Financial Officer) (from 28 August 2023)

Jyoti Lakra (Company Secratery) (from 26 September 2023 till 25 April 2025)

Jyoti Pulyani (Company Secratery) (from 30 April 2025)

Relative of key managerial personnel

Payal Tiwari (Relative of Director)

Aarti Sharma (Relative of Director)

Rohit Pareek (Relative of Chief Financial Officer)(from 28 August 2023)

Vineet Sharma (Relative of Chief Financial Officer)(from 08 October 2024)

(a) Related party transactions

Name of Related Party	Nature of transaction	For the year ended 31 March 2025	For the year ended 31 March 2024
K2 Recyclers Private Limited	Unsecured Loan-Taken	185.88	644.00
	Unsecured Loan-Repaid	60.00	644.00
	Unsecured Loan-Given	253.60	-
	Unsecured Loan-Received	253.60	-
	Interest on loan given	1.83	-
	Purchases	0.04	1.46
	Interest on loan taken	2.67	9.71

Notes to Consolidated Financial Statements

for the year ended 31 March 2025

(All amounts are in ₹ Lakhs, unless otherwise stated)

K2 Nextgen Solutions Private Limited (previously known as K2 Cloud Private Limited)	Unsecured Loan-Given	1.00	10.00
	Unsecured Loan-Received	-	2.00
	Interest on loan given	-	0.49
Pankaj Sharma	Unsecured Loan-Taken	-	17.50
	Unsecured Loan-Repaid	28.95	55.00
	Bonus Shares	-	144.16
	Reimbursement Expenses	4.30	1.10
	Salary-Expense**	53.77	24.15
Rajesh Tiwari	Unsecured Loan-Repaid	-	9.47
	Bonus Shares	-	50.97
	Sitting Fees	1.20	0.20
	Reimbursement Expenses	2.37	0.86
Payal Tiwari	Imprest	-	0.92
Neeraj Kumar Bansal	Salary-Expense**	-	28.65
	Sitting Fees	0.20	-
	Bonus Shares	-	53.03
	Reimbursement Expenses	-	2.29
	Unsecured Loan-Taken	-	11.00
	Unsecured Loan-Repaid	-	19.75
Priya Sharma	Bonus Shares	-	67.67
	Salary-Expense**	20.00	19.61

(a) Related party transactions

Name of Related Party	Nature of transaction	For the year ended 31 March 2025	For the year ended 31 March 2024
Sagar Bhatia	Sitting Fees	0.50	0.40
Ajay Kumar Singh Chauhan	Sitting Fees	0.80	0.40
Shipra Sharma	Sitting Fees	0.50	0.30
Aarti Sharma	Bonus Shares	-	35.29
Priyanka Pareek	Salary-Expense**	26.60	15.05
	Reimbursement Expenses	2.69	0.15
Jyoti Lakra	Salary-Expense**	8.39	4.21
	Reimbursement Expenses	0.22	0.02
Devender Kumar Valecha	Salary-Expense**	29.17	-
	Reimbursment Paid	0.77	-
Naresh Kumar	Salary-Expense**	41.84	-
	Reimbursement Expenses	7.89	-
Rohit Pareek	Salary-Expense**	3.99	3.44
	Reimbursement Expenses	1.13	2.47
Vineet Sharma	Salary-Expense**	17.50	-
	Reimbursement Expenses	8.66	-

Notes to Consolidated Financial Statements

for the year ended 31 March 2025

(All amounts are in ₹ Lakhs, unless otherwise stated)

(b) Outstanding balances

Name of Related Party	Nature of balance	As at 31 March 2025	As at 31 March 2024
K2 Recyclers Private Limited	Trade receivables	-	8.06
	Trade payables	-	0.15
	Unsecured Loan taken	125.89	-
	Loan Advanced	-	-
	Interest payable	0.80	33.76
K2 Nextgen Solutions Private Limited (previously known as K2 Cloud Private Limited)	Loan-Receivable	-	8.00
	Unsecured Loan taken	15.30	-
	Interest receivable	-	1.00
Pankaj Sharma	Unsecured Loan	-	28.95
	Reimbursement Payable	-	0.12
	Salary Payable	2.60	2.25
Rajesh Tiwari	Sitting Fees Payable	1.20	0.20
	Reimbursement Payable	0.65	0.20
Neeraj Kumar Bansal	Reimbursement Payable	-	0.87
	Sitting Fees Payable	0.20	-
	Salary Payable	-	1.89
Priya Sharma	Salary Payable	9.76	5.54
Sagar Bhatia	Sitting Fees Payable	0.50	0.40
Ajay Kumar Singh Chauhan	Sitting Fees Payable	0.40	0.40
Shipra Sharma	Sitting Fees Payable	0.50	0.30
Priyanka Pareek	Salary Payable	4.90	1.03
	Reimbursement Payable	-	0.05
Devender Kumar Valecha	Salary Payable	1.77	-
Naresh Kumar	Salary Payable	3.17	-
	Imprest Available	0.86	-
Jyoti Lakra	Salary Payable	0.56	0.69
	Reimbursement Receivable	-	0.02
Rohit Pareek	Salary Payable	0.64	0.30
	Reimbursement Payable	0.43	0.80
Vineet Sharma	Salary Payable	2.01	-

(c) Terms and conditions of transactions with related parties

The transactions with related parties are made on terms equivalent to those that prevail in arm's length transactions. Outstanding balances at the year end are unsecured and settlement occurs in cash.This assessment is undertaken each financial year through examining the financial position of the related party and the market in which the related party operates.

** Includes salary, bonus and contribution to provident fund and excludes provision of gratuity, since these are based on actuarial valuation carried out for the group as a whole.

Notes to Consolidated Financial Statements

for the year ended 31 March 2025

(All amounts are in ₹ Lakhs, unless otherwise stated)

38. Financial risk management objectives and policies

The Group's principal financial liabilities comprises of borrowings, trade payables, lease liabilities, other financial liabilities and financial assets includes investments, trade receivables, cash and cash equivalents, bank balances, other financial assets that derive directly from its operations. The Group's financial risk management is an integral part of business plan and execution of business strategies. The Group is exposed to market risk, credit risk and liquidity risk. The Board of Directors reviews and agrees policies for managing each of these risks, which are summarized below.

A. Market risk

Market risk is the risk that the fair value of future cash flows of a financial instrument will fluctuate because of changes in market prices. Market risk comprises of currency risk and interest rate risk. Financial instruments affected by market risk include future commercial transactions, borrowings, investments, trade payables and trade receivables.

i) Foreign exchange risk

There is no foreign exchange risk on the group as no transaction has been done by the Group in foreign currency.

ii) Interest rate risk

Interest rate risk is the risk that the fair value or future cash flows of a financial instrument will fluctuate because of changes in market interest rates. The Group's exposure to the risk of changes in market interest rates relates primarily to the Group's borrowings with floating interest rates.

The exposure of the Group's borrowings to interest rate changes at the end of the reporting period are as follows:

Particulars	As at 31 March 2025	As at 31 March 2024
Variable rate borrowings	3,946.96	1,855.30
Fixed rate borrowings	1,586.09	673.69
Total	**5,533.05**	**2,528.99**

Sensitivity analysis

'A change of 100 basis points in interest rates at the reporting date would have increased (decreased) profit or loss by the amounts shown below.

Particulars	As at 31 March 2025	As at 31 March 2024
Increase by 100 basis points	(39.47)	(18.55)
Decrease by 100 basis points	39.47	18.55

B. Credit risk

Credit risk arises from the possibility that the counterparty will default on its contractual obligations resulting in financial loss to the Group's. The Group is exposed to credit risk from trade receivables for construction contracts and contract asset relating to construction contracts. The carrying amount of all financial assets represents the maximum credit exposure.

(i) Trade receivables:

The Group periodically assesses the financial reliability of customers, taking into account the financial conditions, current economic trends, and analysis of historical bad debts and ageing of accounts receivable. The Group considers the probability of default upon initial recognition of assets and whether there has been a significant increase in credit risk on an ongoing basis through each reporting period. The Group does not hold collateral as security.

The Group has not experienced any significant impairment losses in respect of trade receivables in the past years.

Notes to Consolidated Financial Statements

for the year ended 31 March 2025

(All amounts are in ₹ Lakhs, unless otherwise stated)

Exposure to credit risk:

Particulars	Gross carrying amount	Expected credit loss provision	Carrying amount net of provision
As at 31 March 2025	13,758.12	784.18	12,973.94
As at 31 March 2024	6,763.67	689.15	6,074.52

(ii) Cash and bank balances including fixed deposits

The Group held cash and bank balance including fixed deposits of as at 31 March 2025 ₹ 2,548.91 lakhs and 31 March 2024 ₹ 2,175.11 lakhs. These cash and bank balances are held with high rated banks/institutions and short term in nature and therefore does not carry any significant credit risk.

C. Liquidity risk

Liquidity risk is defined as the risk that Group will not be able to settle or meet its obligation on time or at a reasonable price. The Group's objective is to all time maintain optimum level of equity to meet its cash and liquidity requirements. The Group closely monitors its liquidity position and deploys a robust cash management system. In addition, processes and policies related to such risk are overseen by senior management. Management monitors the Group's net liquidity position through rolling forecast on the basis of expected cash flows.

Particulars	As at 31 March 2025		As at 31 March 2024	
	Within twelve months	After twelve months	Within twelve months	After twelve months
Borrowings	5,209.42	323.63	2,277.15	335.17
Lease liabilities	44.15	113.72	-	-
Trade payables	4,769.94	-	2015.45	-
Other financial liabilities	114.39	-	206.34	-
Total	**10,137.90**	**437.35**	**4,498.94**	**335.17**

39. Capital management

The Group's objective for managing capital is to ensure as under:

i) To ensure the Group's ability to continue as a going concern.

ii) Maintaining a strong credit rating and healthy debt equity ratio in order to support business and maximize the shareholders' value.

iii) Maintain an optimal capital structure.

iv) Compliance financial covenants under the borrowing facilities.

For the purpose of capital management, capital includes issued equity capital, and all other equity reserves attributable to the equity holders of the Group. The Group manages its capital structure keeping in view of:

i) Compliance of financial covenants of borrowing facilities.

ii) Changes in economic conditions.

In order to achieve this overall objective of capital management, amongst other things, the Group aims to ensure that it meets financial covenants attached to the borrowings facilities defining capital structure requirements, where breach in meeting the financial covenants may permit the lender to call the borrowings. There have been no breach in the financial covenants of any borrowing facilities in the current period. There is no change in the objectives, policies or processes for managing capital over previous year. To maintain the capital structure, the Group may vary the dividend payment to shareholders.

Notes to Consolidated Financial Statements

for the year ended 31 March 2025

(All amounts are in ₹ Lakhs, unless otherwise stated)

Particulars	As at 31 March 2025	As at 31 March 2024
Net Debt* (A)	5,533.05	2,528.99
Total Equity (B)	7,633.57	4,494.48
Net Debt to Equity Ratio (A/B)	**0.72**	**0.56**

*Includes current and non- current borrowings.

40. Financial instrument by category

The classification of financial assets and financial liabilities by accounting categorisation for the year are as follows:

Particulars	As at 31 March 2025		As at 31 March 2024	
	Amortised cost	Fair value through profit and loss	Amortised cost	Fair value through profit and loss
Non-current				
Investments	55.26	-	66.97	-
Other financial assets	764.08	-	75.84	-
Current				
Investments	-	8.00	-	5.50
Trade receivables	12,973.94		6,074.52	
Cash and cash equivalents	219.89	-	40.90	-
Other bank balances	2,329.02	-	2,134.21	-
Other financial assets	241.48	-	103.14	-
Total financial assets	**16,583.67**	**8.00**	**8,495.58**	**5.50**
Non-current				
Borrowings	323.63	-	301.02	-
Lease liabilities	113.72	-	-	-
Current				
Borrowings	5,209.42	-	2,227.97	-
Lease liabilities	44.15	-	-	-
Trade payables	4,769.94	-	2,015.45	-
Other financial liabilities	114.39	-	206.34	-
Total financial liabilities	**10,575.25**	**-**	**4,750.78**	**-**

Notes to Consolidated Financial Statements

for the year ended 31 March 2025

(All amounts are in ₹ Lakhs, unless otherwise stated)

The Group considers that the carrying amounts of amortised cost of financial assets and financial liabilities recognised in the financial statements are approximate to their fair values.

(ii) Fair value hierarchy

To provide an indication about the reliability of the inputs used in determining fair value, the Group has classified its financial investments into the three levels prescribed under the accounting standard. An explanation of each level follows underneath.

Particulars	Level	As at 31 March 2025	As at 31 March 2024
		Fair value	Fair value
Investment in equity shares	Level 1	8.00	5.50
TOTAL		**8.00**	**5.50**

Fair values are categorised into different levels in a fair value hierarchy based on the inputs used in the valuation techniques as follows:

Level 1 - Quoted prices in active markets.

Level 2 - Inputs other than quoted prices included within Level 1 that are observable, either directly or indirectly.

Level 3 - Inputs that are not based on observable market data.

41.(a) The consolidated financial statements include the financial statements of the Company and its subsidiaries and associates.

Subsidiary & associates of the Company are:

Particulars	Country of incorporation	% equity interest	
		31 March 2025	31 March 2024
K2 Recyclers Private Limited	India	44.27%	44.27%
K2 Nextgen Solutions Private Limited (previously known as K2 Cloud Private Limited) (till 08 October 2024)	India	45.20%	45.20%
K2 Nextgen Solutions Private Limited (previously known as K2 Cloud Private Limited) (from 09 October 2024)	India	69.47%	-

Notes to Consolidated Financial Statements

for the year ended 31 March 2025

(All amounts are in ₹ Lakhs, unless otherwise stated)

41.(b) Additional information pursuant to para 2 of general instructions for the preparation of consolidated financial statements

As at 31 March 2025

Name of the entities	Net assets .i.e. total assets minus total liabilities		Share in profit or loss		Share in other comprehensive income		Share in total comprehensive income	
	As % of consolidated net assets	Amount	As % of consolidated profit or (loss)	Amount	As % of consolidated other comprehensive income	Amount	As % of total comprehensive income	Amount
Parent								
K2 Infragen Limited (Previously known as K2 Infragen Pvt. Ltd.)	100.10%	7,641.56	100.89%	1,164.55	100.00%	(0.78)	100.89%	1,163.77
Subsidiaries								
K2 Nextgen Solutions Private Limited (previously known as K2 Cloud Private Limited)	0.31%	23.60	0.04%	0.48	0.00%	-	0.04%	0.48
Associates								
K2 Nextgen Solutions Private Limited (previously known as K2 Cloud Private Limited)	0.00%	-	-0.01%	(0.11)	0.00%	-	-0.01%	(0.11)
K2 Recyclers Private Limited	0.00%	-	-0.92%	(10.61)	0.00%	-	-0.92%	(10.61)
Adjustment arising out of consolidation	-0.41%	(31.59)	0.00%	-	0.00%	-	0.00%	-
Total	**100.00%**	**7,633.57**	**100.00%**	**1,154.31**	**100.00%**	**(0.78)**	**100.00%**	**1,153.53**

As at 31 March 2024

Name of the entities	Net assets .i.e. total assets minus total liabilities		Share in profit or loss		Share in other comprehensive income		Share in total comprehensive income	
	As % of consolidated net assets	Amount	As % of consolidated profit or (loss)	Amount	As % of consolidated other comprehensive income	Amount	As % of total comprehensive income	Amount
Parent								
K2 Infragen Limited	100.04%	4,496.36	100.39%	1,250.20	100.00%	0.22	100.39%	1,250.42
Adjustment arising out of consolidation	(0.04)%	(1.88)	(0.39)%	(4.80)	0.00%	-	(0.39)%	(4.80)
Total	**100.00%**	**4,494.48**	**100.00%**	**1,245.40**	**100.00%**	**0.22**	**100.00%**	**1,245.62**

42 Terms of repayment of loans and nature of security provided

A. Secured

(i) Term loan from banks / Financial Institutions

Particulars	As at 31 March 2025	As at 31 March 2024	Rate of interest	Repayment terms	Security and other terms
Axis Bank 395864 Hot Mix Plant	-	15.06	8.50%	Repayment is monthly installments over 35 months starting from May'22 and ending on Mar'25	Secured against HOT MIX PLANT
AXIS GRADER-77826	-	4.67	9.01%	Repayment is monthly installments over 52 months starting from Apr'20 and ending on Jul'24	Secured against hypothecation of GRADER
BHARATBENZ- AXIS 93840	-	2.65	9.02%	Repayment is monthly installments over 48 months starting from Aug'20 and ending on Jul'24	Secured against hypothecation of Construction Equipment- Vehicle
BHARATBENZ- AXIS 94084	-	2.64	9.02%	Repayment is monthly installments over 48 months starting from Aug'20 and ending on Jul'24	Secured against hypothecation of Construction Equipment- Vehicle
BOLERO CAMPER - 84446 ICICI LOAN	-	0.27	9.00%	Repayment is monthly installments over 53 months starting from Jan'20 and ending on May'24	Secured against hypothecation of BOLERO CAMPER
CATERPILLAR 120-14 GRADER- CAT FINANCIALS	-	23.18	7.49%	Repayment is monthly installments over 49 months starting from Jan'21 and ending on Nov'24	Secured against hypothecation of GRADER
EXCAVATOR ASHWA ICICI LOAN-1690	-	0.64	9.00%	Repayment is monthly installments over 53 months starting from Dec'19 and ending on Apr'24	Secured against hypothecation of VOLVO HYDRAULIC EXCAVATOR/ EC200D
SHRI RAM FINANCE LTD-LOAN A/C	191.93	-	13.50%	Repayment is monthly installments over 36 months starting from Feb'25 and ending on Jan'28.	Secured against cash margin of 10%
HDFC BANK -MG HECTOR PLUS	10.00	13.95	9.15%	Repayment is monthly installments over 60 months starting from Jul'22 and ending on Jun'27	Secured against hypothecation of MG HECTOR PLUS
HDFC LOAN 6089 VOLVO EXCAVATOR EC200D	-	9.26	9.00%	Repayment is monthly installments over 48 months starting from Dec'20 and ending on Nov'24	Secured against hypothecation of VOLVO EXCAVATOR EC200D
HDFC LOAN -SD110BA SOIL COMPACTOR 2010	-	3.84	9.00%	Repayment is monthly installments over 48 months starting from Dec'20 and ending on Nov'24	Secured against hypothecation of SD110BA SOIL COMPACTOR 2010

Notes to Consolidated Financial Statements

for the year ended 31 March 2025

(All amounts are in ₹ Lakhs, unless otherwise stated)

Particulars	As at 31 March 2025	As at 31 March 2024	Rate of interest	Repayment terms	Security and other terms
ICICI LOAN - HECTOR	-	3.25	9.15%	Repayment is monthly installments over 60 months starting from Oct'19 and ending on Sep'24	Secured against hypothecation of HECTOR
INDUSIND BANK-CASE770EX PRO BACKHOE LOADER	7.14	15.10	8.50%	Repayment is monthly installments over 42 months starting from Aug'22 and ending on Jan'26	Secured against hypothecation of CASE770EX PRO BACKHOE LOADER
INNOVA CRYSTA - KOTAK LOAN CF-20035817	7.45	11.11	9.50%	Repayment is monthly installments over 60 months starting from Feb'22 and ending on Jan'27	Secured against hypothecation of INNOVA INNOVA GX 7 SEATER
TATA FANA ICICI LAON - 2024	-	0.38	9.00%	Repayment is monthly installments over 53 months starting from Dec'19 and ending on Apr'24	Secured against hypothecation of commercial vehicle
TATA TISA ICICI LAON-1825	-	0.38	9.00%	Repayment is monthly installments over 53 months starting from Dec'19 and ending on Apr'24	Secured against hypothecation of commercial vehicle
VOLVO FINANCIAL SERVICES	-	10.98	8.25%	Repayment is monthly installments over 47 months starting from Jan'21 and ending on Nov'24	Secured against hypothecation of commercial vehicle
AXIS Bank ECLGS - UER005607007371	29.89	44.24	9.25%	Repayment is monthly installments over 60 months starting from Feb'22 and ending on Oct'26.	Secured against hypothecation of Construction Equipment- Vehicle
HDFC BANK LTD-EX 452980118 ECLGS	-	22.28	9.25%	Repayment is monthly installments over 61 months starting from Apr'22 and ending on May'27.	Secured against hypothecation of Construction Equipment- Vehicle
HDFC ECLGS - 8488288	-	4.30	9.25%	Repayment is monthly installments over 48 months starting from Oct'20 and ending on Sep'24	Secured against hypothecation of Construction Equipment- Vehicle
ICICI BANK LTD ECLGS	-	30.44	9.25%	Repayment is monthly installments over 60 months starting from Apr'22 and ending on Mar'27.	Secured against hypothecation of Construction Equipment- Vehicle
ICICI BANK LTD - UVGUR00046021430	-	2.31	9.50%	Repayment is monthly installments over 35 months starting from Aug'22 and ending on June'25	Secured against hypothecation of commercial vehicle
ICICI BANK LTD - UVGUR00046021521	-	2.31	9.50%	Repayment is monthly installments over 35 months starting from Aug'22 and ending on June'25	Secured against hypothecation of commercial vehicle

Notes to Consolidated Financial Statements

for the year ended 31 March 2025

(All amounts are in ₹ Lakhs, unless otherwise stated)

Particulars	As at 31 March 2025	As at 31 March 2024	Rate of interest	Repayment terms	Security and other terms
ICICI BANK LTD - UVGUR00046021544	-	2.31	9.50%	Repayment is monthly installments over 35 months starting from Aug'22 and ending on June'25	Secured against hypothecation of commercial vehicle
ICICI BANK LTD - UVGUR00046021565	-	2.31	9.50%	Repayment is monthly installments over 35 months starting from Aug'22 and ending on June'25	Secured against hypothecation of commercial vehicle
ICICI BANK LTD - UVGUR00046021573	-	2.31	9.50%	Repayment is monthly installments over 35 months starting from Aug'22 and ending on June'25	Secured against hypothecation of commercial vehicle
ICICI BANK LTD - UVGUR00046021609	-	2.31	9.50%	Repayment is monthly installments over 35 months starting from Aug'22 and ending on June'25	Secured against hypothecation of commercial vehicle
ICICI BANK LTD - UVGUR00046021629	-	2.31	9.50%	Repayment is monthly installments over 35 months starting from Aug'22 and ending on June'25	Secured against hypothecation of commercial vehicle
ICICI BANK LTD - UVGUR00046034211	-	2.47	9.50%	Repayment is monthly installments over 35 months starting from Aug'22 and ending on June'25	Secured against hypothecation of commercial vehicle
ICICI ECLGS - 054755000007	-	6.58	9.25%	Repayment is monthly installments over 48 months starting from Apr'21 and ending on June'24	Secured against hypothecation of Construction Equipment- Vehicle
ICICI QUTUB - ECLGS-1927	-	4.91	9.25%	Repayment is monthly installments over 48 months starting from Jul'19 and ending on July'24	Secured against hypothecation of commercial vehicle
INDUSIND BANK ECLGS	10.80	15.01	8.75%	Repayment is monthly installments over 36 months starting from May 22 and ending on April'27	Secured against hypothecation of commercial vehicle
Sundaram Finance ECLGS	13.42	19.51	9.25%	Repayment is monthly installments over 60 months starting from Mar'22 and ending on Feb'27.	Secured against hypothecation of commercial vehicle
HDFC-TOYOTA FORTUNER	31.24	39.46	9.00%	Repayment is monthly installments over 60 months starting from Jun'23 and ending on May'28	Secured against hypothecation of TOYOTO FORTUNER
Axis-Jayo	6.46	8.66	9.15%	Repayment is monthly installments over 48 months starting from Oct'23 and ending on Sep'27.	Secured against hypothecation of commercial vehicle

Notes to Consolidated Financial Statements

for the year ended 31 March 2025

(All amounts are in ₹ Lakhs, unless otherwise stated)

Particulars	As at 31 March 2025	As at 31 March 2024	Rate of interest	Repayment terms	Security and other terms
Axis-Self loading concrete mixutre	26.97	35.37	9.15%	Repayment is monthly installments over 48 months starting from Oct'23 and ending on Sep'27.	Secured against hypothecation of commercial vehicle
Axis-Batching plant	18.87	25.29	9.15%	Repayment is monthly installments over 48 months starting from Oct'23 and ending on Sep'27.	Secured against hypothecation of Batching Plant
HDFC-Scorpio N	18.61	22.96	8.80%	Repayment is monthly installments over 60 months starting from Oct'23 and ending on Sep'28.	Secured against hypothecation of Scorpio N
Axis-XUV700	18.51	22.86	8.95%	Repayment is monthly installments over 60 months starting from Oct'23 and ending on Sep'28.	Secured against hypothecation of XUV-700
MAHINDRA BLAZO 28- 1	24.38	31.86	8.95%	Repayment is monthly installments over 48 months starting from Jan'24 and ending on Dec'27.	Secured against hypothecation of commercial vehicle
MAHINDRA BLAZO 28- 2	24.38	31.86	8.95%	Repayment is monthly installments over 48 months starting from Jan'24 and ending on Dec'27.	Secured against hypothecation of commercial vehicle
AXIS BANK - CRANE-CER005611783549	13.29	-	1 Year MCLR (9.35%) p.a. + Spread 0.15% p.a.	Repayment is monthly installments over 36 months starting from Oct'24 and ending on Sep'27.	Secured against hypothecation of commercial vehicle
AXIS BANK - CONCRETE BATCHING - CER005611783488	34.86	-	1 Year MCLR (9.35%) p.a. + Spread 0.15% p.a.	Repayment is monthly installments over 36 months starting from Oct'24 and ending on Sep'27.	Secured against hypothecation of Construction Equipment
AXIS BANK - MAHINDRA & MAHINDRA BOLERO CAMPER- NEW	8.76	-	1 Year MCLR (9.35%) p.a. + Spread 0.15% p.a.	Repayment is monthly installments over 36 months starting from Nov'24 and ending on Oct'27.	Secured against hypothecation of commercial vehicle
AXIS BANK - MAHINDRA BOLERO NEW	7.88	-	1 Year MCLR (9.35%) p.a. + Spread 0.15% p.a.	Repayment is monthly installments over 36 months starting from Nov'24 and ending on Oct'27.	Secured against hypothecation of commercial vehicle
	504.84	**501.59**			

Notes to Consolidated Financial Statements

for the year ended 31 March 2025

(All amounts are in ₹ Lakhs, unless otherwise stated)

(ii) Working capital loan

Particulars	As at 31 March 2025	As at 31 March 2024	Rate of interest	Repayment terms	Security and other terms
NATIONAL SMALL INDUSTRIES COPORATION LTD	-	92.05	Upto 180 days - 9%, after 180 days- 9% + 1.25% for each quarter	In 180 days	Secured against bank guarantee
FEDERAL WCDL LOAN-15285400002440	500.00	-	RBI Repo rate + Spread (9.75%)	Repayable on demand	a) Secured against first Pari Passu charge on the on entire stock, book debts, outstanding monies b) 40% cash collateral in the form of Fixed Deposit
HDFC UBSTL LOAN	112.50	-	9.50+3 month repo rate	Repayment is monthly installments over 12 months starting from Jan'25 and ending on Dec'25.	a) Secured against first Pari Passu charge on the on entire stock, book debts, outstanding monies b) Lien marked fixed deposits
HDFC WCDL LOAN-027LN06250640001	180.00	-	9.50+3 month repo rate	Repayable on demand	
FEDERAL WCDL LOAN-15285400002457	500.00	-	RBI Repo rate + Spread (9.75%)	Repayable on demand	a) Secured against first Pari Passu charge on the on entire stock, book debts, outstanding monies b) 40% cash collateral in the form of Fixed Deposit
	1,292.50	**92.05**			

Notes to Consolidated Financial Statements

for the year ended 31 March 2025

(All amounts are in ₹ Lakhs, unless otherwise stated)

(iii) Other short term loans from banks

Particulars	As at 31 March 2025	As at 31 March 2024	Rate of interest	Repayment terms	Security and other terms
ICICI BANK	1,726.88	579.64	RBI Repo rate + Spread (2.9% p.a.)	Repayable on demand	a) First Pari-passu charge on current assets of the company, b) First Pari-passu charge on moveable fixed assets of the company, and c) Exclusive charge on the immovable fixed assets of the directors of the company.
ICICI BANK-1	19.75	40.57	RBI Repo rate + Spread (2.9% p.a.)	Repayable on demand	a) First Pari-passu charge on current assets of the company, b) First Pari-passu charge on moveable fixed assets of the company, and c) Exclusive charge on the immovable fixed assets of the directors of the company.
ICICI BANK- LC issued	-	117.95			
CAPSAVE FINANCE PVT LTD	95.09	-	14.00%	Repayable on demand	a) Secured against Bank Guarantee
VIVRITI CAPITAL LIMITED	896.18	-	13.00%	Repayable on demand	a) Secured against First and exclusive charge, by way of hypothecation, over the stock/ inventory/ raw materials purchased from the Suppliers under this Facility Secured against Fixed deposit b) cash margin
SHRI RAM FINANCE LIMITED	60.73	-	13.50%	Repayable on demand	a) Secured against cash margin of 10%
FEDERAL BANK A/C - 13555500002538	395.46	-	9.85%	Repayable on demand	a) Secured against Fixed deposit
HDFC BANK LTD	389.70	421.00	9% Linked to 3M T-Bill	Repayable on demand	a) First Pari-passu charge on current assets of the company, b) First Pari-passu charge on moveable fixed assets of the company, and c) Exclusive charge on the immovable fixed assets of the directors of the company.
Punjab National Bank	-	696.14	RLLR + BSP(0.25%) + Spread (0.60%)	Repayable on demand	Pari-passu charge on entire current assets of the Company, present and future.
	3,583.79	**1,855.30**			
Total secured (i+ii+iii)	**5,381.13**	**2,448.94**			

B. Unsecured

(i) Loan from Banks / Financial Institutions

Particulars	As at 31 March 2025	As at 31 March 2024	Rate of interest	Repayment terms	Security and other terms
BL - ADITYA BIRLA FINANACE LTD	5.05	16.01	18.00%	Repayment is monthly installments over 36 months starting from Aug'22 and ending on Aug'25	NA
BL-INDUSLND BANK	5.68	18.53	18.00%	Repayment is monthly installments over 38 months starting from Aug'22 and ending on Sep'25	NA
BUSINESS LOAN-NEOGROWTH CREDIT PVT LTD	-	16.01	18.50%	Repayment is monthly installments over 30 months starting from May'22 and ending on May'25	NA
SUNDARAM FINANCE LTD	-	0.55	9.00%	Repayable on demad	NA
	10.73	**51.10**			

(ii) Loan from related parties

Particulars	As at 31 March 2025	As at 31 March 2024	Rate of interest	Repayment terms	Security and other terms
PANKAJ SHARMA	-	28.95	NA	Repayable on demand	NA
OTHERS	15.30	-	10.00%	Repayable on demand	NA
K2 Recyclers Private Limited	125.88	-	10.00%	Repayable on demand	NA
	141.19	**28.95**			NA
Total unsecured (i+ii)	**151.92**	**80.05**			

C) Default/delay in payment

There is no default or delay in repayment of principal amount and payment of interest during the current year and previous year.

D) Borrowing based on security of current assets

The Group has obtained various borrowings from banks on basis of security of current assets wherein the revised quarterly statements of current assets as filed with banks are in agreement with the books.

Notes to Consolidated Financial Statements

for the year ended 31 March 2025

(All amounts are in ₹ Lakhs, unless otherwise stated)

43. Revenue from contracts with customers

a) Disaggregation of revenue from contract with customers

The Group has determined the categories for disaggregation of revenue considering the types/nature of contracts. The Group recognises revenue from following types construction contracts, sale of services and sale of goods at the point in time and overtime as below:

For the year ended 31 March 2025	Construction and design work	AWS and cloud services	Sale of products	Total
Revenue from external customers	14,661.19	19.64	-	14,680.83
Timing of revenue recognition				
- At a point in time	1,823.68	19.64	-	1,843.32
- Overtime	12,837.51	-	-	12,837.51
Total	**14,661.19**	**19.64**	**-**	**14,680.83**

For the year ended 31 March 2024	Construction and design work	AWS and cloud services	Sale of products	Total
Revenue from external customers	10,871.82	-	-	10,871.82
Timing of revenue recognition				
- At a point in time	1,876.64	-	-	1,876.64
- Overtime	8,995.18	-	-	8,995.18
Total	**10,871.82**	**-**	**-**	**10,871.82**

44. Segment Reporting

The Group is engaged primarily in the business of engineering, procurement, and construction, and all its operations are located in India. Accordingly, as per Ind AS 108 "Operating Segments", there are no separate reportable segments in the Group.

45. There were no amounts which are required to be transferred to the Investor Education and Protection Fund by the group during the year ended 31 March 2025 and 2024.

46. The group did not enter into any transactions which are not recorded in the books of accounts and has been surrendered or disclosed as income during the year in the tax assessments under the Income Tax Act, 1961 during the year ended 31 March 2025 and 2024.

47. During the year ended 31 March 2025 and 2024, the group has not advanced or loaned or invested funds to any other person(s) or entity(ies), including foreign entities (Intermediaries) with the understanding (whether recorded in writing or otherwise) that the Intermediaries shall;

(a) directly or indirectly lend or invest in other persons or entities identified in any manner whatsoever by or on behalf of the group (Ultimate Beneficiaries) or

(b) provide any guarantee, security or the like to or on behalf of the Ultimate Beneficiaries.

48. During the year ended 31 March 2025 and 2024, the group has not received any funds from any person(s) or entity(ies), including foreign entities (Funding Party) with the understanding (whether recorded in writing or otherwise) that the group shall;

(a) directly or indirectly lend or invest in other persons or entities identified in any manner whatsoever by or on behalf of the group (Ultimate Beneficiaries) or

(b) provide any guarantee, security or the like to or on behalf of the Ultimate Beneficiaries.

Notes to Consolidated Financial Statements

for the year ended 31 March 2025

(All amounts are in ₹ Lakhs, unless otherwise stated)

49. No proceedings have been initiated or pending against the group for holding any benami property under Benami Transactions (Prohibition) Act, 1988 (45 of 1988) and rules made thereunder during the year ended 31 March 2025 and 2024.

50. The group has not traded or invested in Crypto currency or Virtual currency anytime during the year ended 31 March 2025 and 2024.

51. The group does not have any transaction/balances with struck off companies during the year ended 31 March 2025 and 2024.

52. The group is in compliance with the number of layers prescribed under clause (87) of section 2 of the Companies Act read with the Companies (Restriction on number of Layers) Rules, 2017.

53. During the year ended 31 March 2025 and 2024, the group has used the borrowings from banks and financial institutions for the specific purpose for which it was taken at the balance sheet date.

54. The group has not revalued any of its property, plant and equipment during the year ended 31 March 2025 and 2024. Hence, the amount of change in gross and net carrying amount due to revaluation and impairment losses/reversals is nil.

55. The group has not been declared as a wilful defaulter by any bank or financial institution or other lender in the year ended 31 March 2025 and 2024.

56. During the year ended 31 March 2025 and 2024, no loans or advances in the nature of loans have been granted to promoters, directors, KMPs and the related parties (as defined under Companies Act, 2013,) either severally or jointly with any other person, that are:

    (a) repayable on demand, or,

    (b) without specifying any terms or period of repayment."

57. The group did not have any long-term contracts including derivatives contracts for which there were any material foreseeable losses.

58. The group has used an accounting software during the year for maintaining its books of account which has a feature of recording audit trail (edit log) facility and the same has operated throughout the year for all relevant transactions recorded in the software. However, the audit trail has not been preserved by the group for previous year as per the statutory requirements for record retention.

59. The figures for the previous period is not comparable as the current year figure include impact of consolidation of subsidiary w.e.f 9 October 2024.

For S.N. Dhawan & CO LLP
Chartered Accountants
Firm Registration No.000050N/N500045

Rahul Singhal
Partner
Membership No.096570

Place: Gurugram
Date: 29 May 2025

For and on behalf of the Board of Directors of
K2 Infragen Limited (Previously known as K2 Infragen Private Limited)

Pankaj Sharma
Managing Director
DIN: 03318951

Naresh Kumar
Director
DIN: 09163376

Priyanka Pareek
CFO
Membership No.: 424961

Jyoti Pulyani
Company Secretary
Membership No.: A55697

K2 Infragen Limited
(Previously known as K2 Infragen Private Limited)

Unit No. 7, 5th Floor, Tower 2,
Capital Business Park,
Sector-48, Gurgaon,
Haryana, India, 122001
www.k2infra.com

Conceptualized and Developed By CAPTIVE COMMUNICATIONS Your Corporate Communication Consultant 9830272983