CSD/NSE&BSE/AR/2015-16
July 21, 2015

To
The Manager
Listing Department
National Stock Exchange of India Limited
Exchange Plaza, Bandra Kurla Complex
Bandra (E), Mumbai – 400 051

Stock Code: SUVEN - EQ

To
The General Manager
Department of Corporate Services
BSE Limited
25th Floor, P. J. Towers,
Dalal Street, Mumbai - 400 001

Stock Code: 530239

Dear Sir/Madam,

Sub: Furnishing of 26th Annual Report 2014-15 under Clause 31 of the Listing Agreement

With reference to the above subject, as per Clause 31 of the Listing Agreement, please find enclosed six copies of the 26th Annual Reports 2014-15 which includes Directors' Report, Balance Sheet, Statement of Profit & Loss and Notice of AGM & e-voting information sheet along with Form-A signed by the Chairman & CEO, Chief Financial Officer), Chairman of Audit Committee and Auditor of the company.

This is for your information and records.

Kindly acknowledge the receipt of the same.

Thanking you,
Yours faithfully,
For **Suven Life Sciences Limited**

K. Hanumantha Rao
Company Secretary

SUVEN LIFE SCIENCES LIMITED
26TH ANNUAL REPORT 2014/15

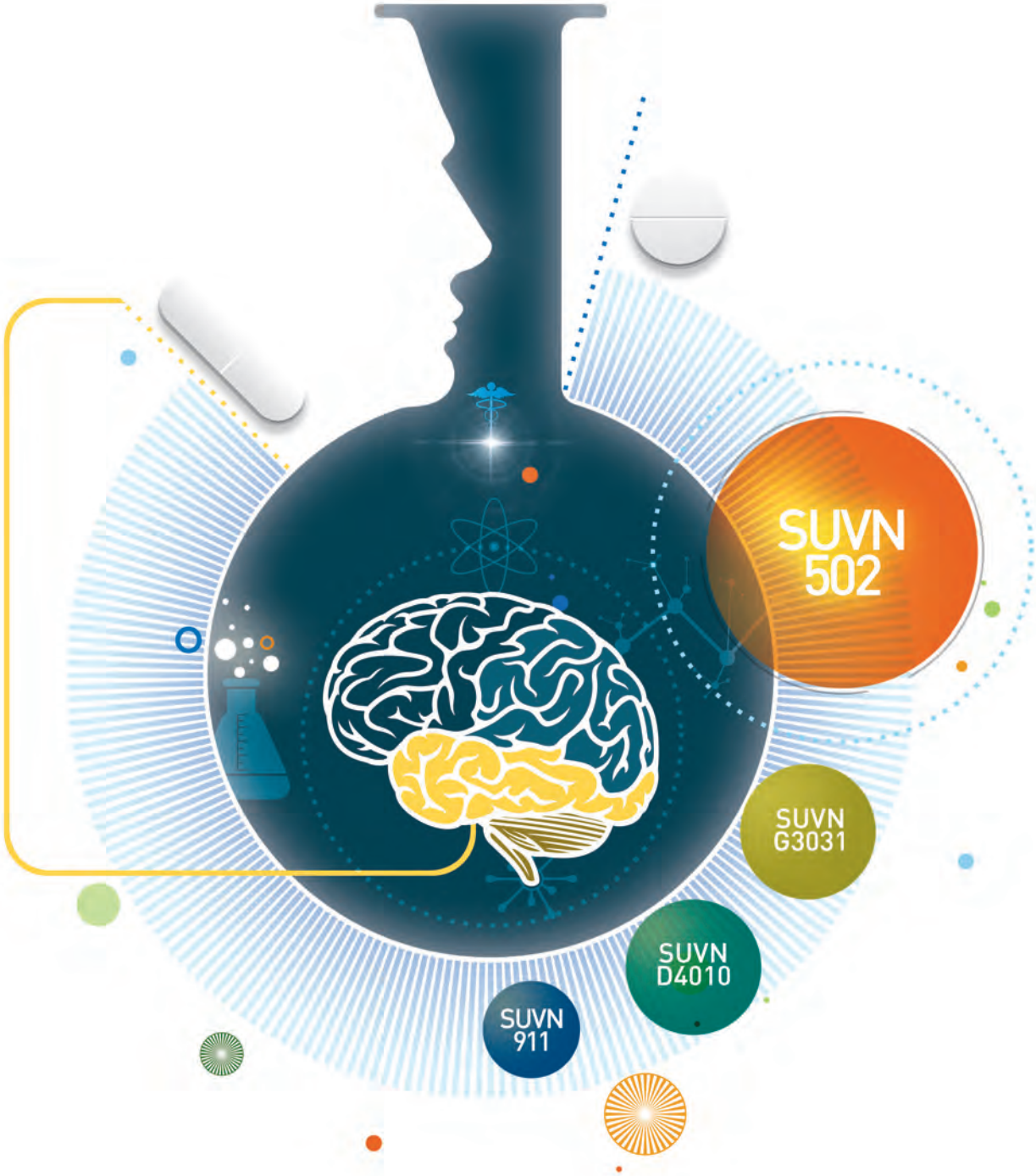

BUILDING PIPELINE FOR...

UNMET MEDICAL NEEDS

CAUTIONARY STATEMENT

IN THIS ANNUAL REPORT, WE HAVE DISCLOSED FORWARD-LOOKING INFORMATION TO ENABLE INVESTORS TO COMPREHEND OUR PROSPECTS AND TAKE INFORMED INVESTMENT DECISIONS. THIS REPORT AND OTHER STATEMENTS - WRITTEN AND ORAL - THAT WE PERIODICALLY MAKE CONTAIN FORWARD-LOOKING STATEMENTS THAT SET OUT ANTICIPATED RESULTS BASED ON THE MANAGEMENT'S PLANS AND ASSUMPTIONS. WE HAVE TRIED, WHEREVER POSSIBLE, TO IDENTIFY SUCH STATEMENTS BY USING WORDS SUCH AS 'ANTICIPATES', 'ESTIMATES', 'EXPECTS', 'PROJECTS', 'INTENDS', 'PLANS', 'BELIEVES', AND WORDS OF SIMILAR SUBSTANCE IN CONNECTION WITH ANY DISCUSSION OF FUTURE PERFORMANCE.

WE CANNOT GUARANTEE THAT THESE FORWARD-LOOKING STATEMENTS WILL BE REALISED, ALTHOUGH WE BELIEVE WE HAVE BEEN PRUDENT IN ASSUMPTIONS. THE ACHIEVEMENT OF RESULTS IS SUBJECT TO RISKS, UNCERTAINTIES AND EVEN INACCURATE ASSUMPTIONS. SHOULD KNOWN OR UNKNOWN RISKS OR UNCERTAINTIES MATERIALISE, OR SHOULD UNDERLYING ASSUMPTIONS PROVE INACCURATE, ACTUAL RESULTS COULD VARY MATERIALLY FROM THOSE ANTICIPATED, ESTIMATED OR PROJECTED. READERS SHOULD BEAR THIS IN MIND.

WE UNDERTAKE NO OBLIGATION TO PUBLICLY UPDATE ANY FORWARD-LOOKING STATEMENTS, WHETHER AS A RESULT OF NEW INFORMATION, FUTURE EVENTS OR OTHERWISE.

THESE ARE SOME OF THE EVOLVING REALITIES OF THE DYNAMIC GLOBAL PHARMACEUTICALS SECTOR...

WITHIN THIS DOCUMENT

- ABOUT SUVEN | 06
- WHAT SUVEN ACHIEVED IN 2014-15 | 08
- 10 MINUTES WITH THE CHAIRMAN | 10
- PERFORMANCE OVERVIEW | 12
- PRIDE IN OWNERSHIP | 13
- COMPETITIVE ADVANTAGE | 14
- MANAGEMENT DISCUSSION AND ANALYSIS | 16
- BOARD'S REPORT | 24
- REPORT ON CORPORATE GOVERNANCE | 54
- FINANCIAL SECTION | 67

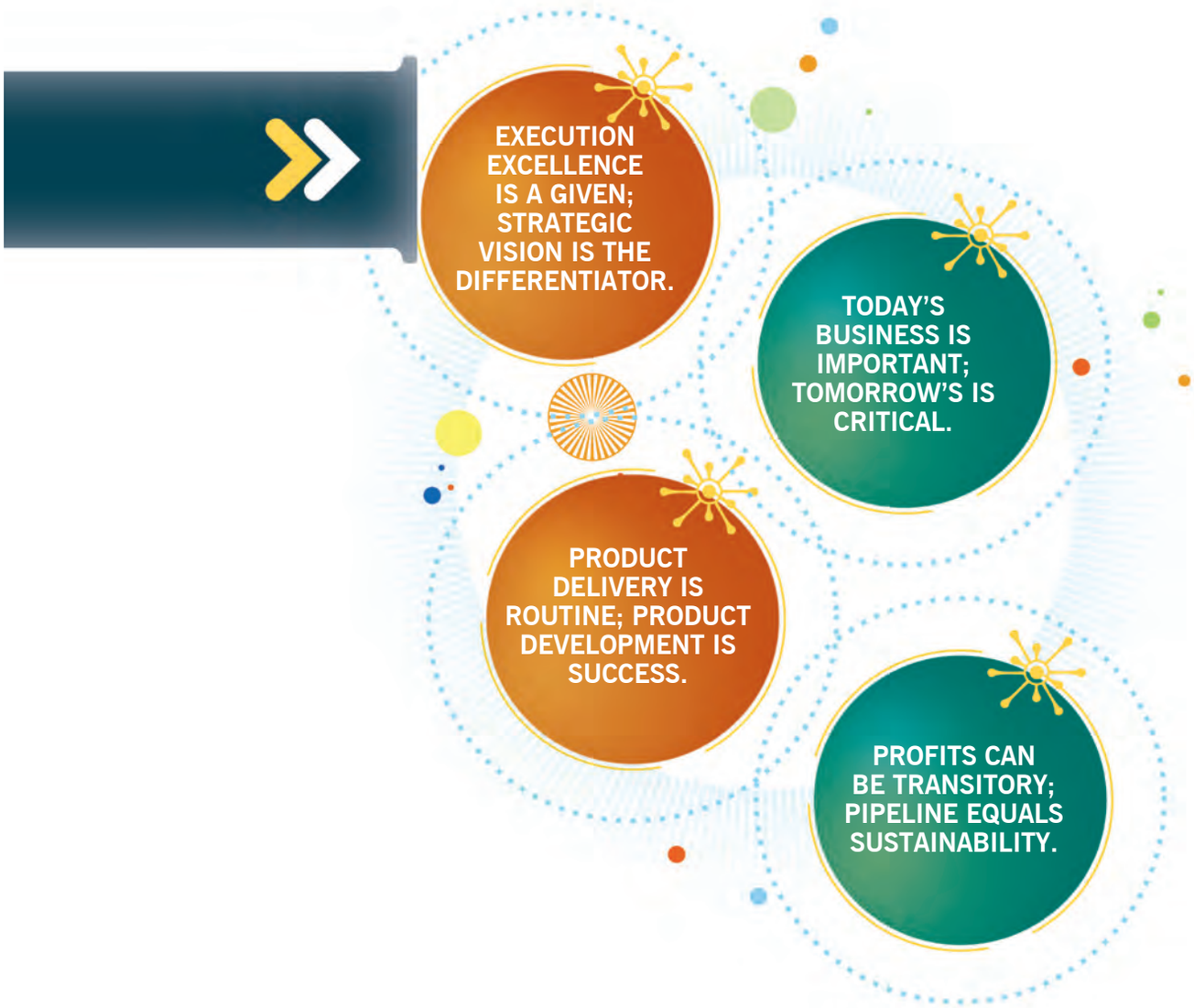
EXECUTION EXCELLENCE IS A GIVEN; STRATEGIC VISION IS THE DIFFERENTIATOR.
TODAY'S BUSINESS IS IMPORTANT; TOMORROW'S IS CRITICAL.
PRODUCT DELIVERY IS ROUTINE; PRODUCT DEVELOPMENT IS SUCCESS.
PROFITS CAN BE TRANSITORY; PIPELINE EQUALS SUSTAINABILITY.

SUVN
502

OUR NCE BUSINESS PIPELINE IS

GROWING

A NUMBER OF COMPANIES NEED TO INVEST PATIENTLY AND CONSISTENTLY IN THEIR PIPELINE WITH LONG-TERM REVENUE PROJECTIONS. AT SUVEN, WE HAVE GOOD NEWS FOR OUR STAKEHOLDERS.

Our consistent investment in our NCE pipeline over the previous nine years has reached an inflection point – our molecules are now at an advanced stage in the clinical development cycle and poised for monetisation over the years to come.

SUVN-502, the Company's lead molecule, targeted for cognition in Alzheimer's and schizophrenia, is expected to enter Phase-IIa trials (Proof-of-Concept).

A similar molecule by a European company, addressing Alzheimer's, was outlicensed in July 2013 to a Japanese company for an upfront US$150 million, milestone payments of over US$600 million and royalty on sales (when launched successfully).

SUVN-G3031, directed at cognition in Alzheimer's and schizophrenia, initiated Phase-I trials in November 2014 and is expected to be completed in FY16.

SUVN-D4010, directed at cognition in Alzheimer's and schizophrenia, underwent relevant toxicological studies; Phase-I clinical trials are expected to start in 2015-16.

SUVN-911, directed at major depressive disorder (MDD), underwent GLP toxicology studies in preparation for Phase-I clinical trials.

Suven is optimistic as molecules like SUVN-502 have been enthusiastically received by MNCs following the successful completion of Phase-II trials.

Suven's prospects appear bright considering the relative absence of effective therapies for these diseases in the US. .

The NCE pipeline

	Design	Discovery	Pre Clinical	IND	Phase 1	Phase 2		
Neurodegenerative Diseases/Cognition/Mild Cognitive Impairment (MCI)/Alzheimer's/Schizophrenia/ Pain/ Major Depressive Disorder (MDD)								
SUVN-501 (5-HT6 Antagonist)								
SUVN-502 (5-HT6 Antagonist)				2013	2013	2015		
SUVN-507 (5-HT6 Antagonist)								
SUVN-G3031 (Histamine-3 Antagonist)				2014	2014	2016		
SUVN-976 (5-HT6 Antagonist)								
SUVN-D4010 (5-HT4 Partial Antagonist)				2015	2015	2017		
nACHr Alpha – 4 Beta – 2								
SUVN-512 (5-HT6 Antagonist)								
nACHr Alpha – 4 Beta – 2 Antagonist (Pain)								
SUVN-911(nACHr Alpha – 4Beta – 2) (MDD)				2016	2016	2018		
CB2 Agonist (Pain)								

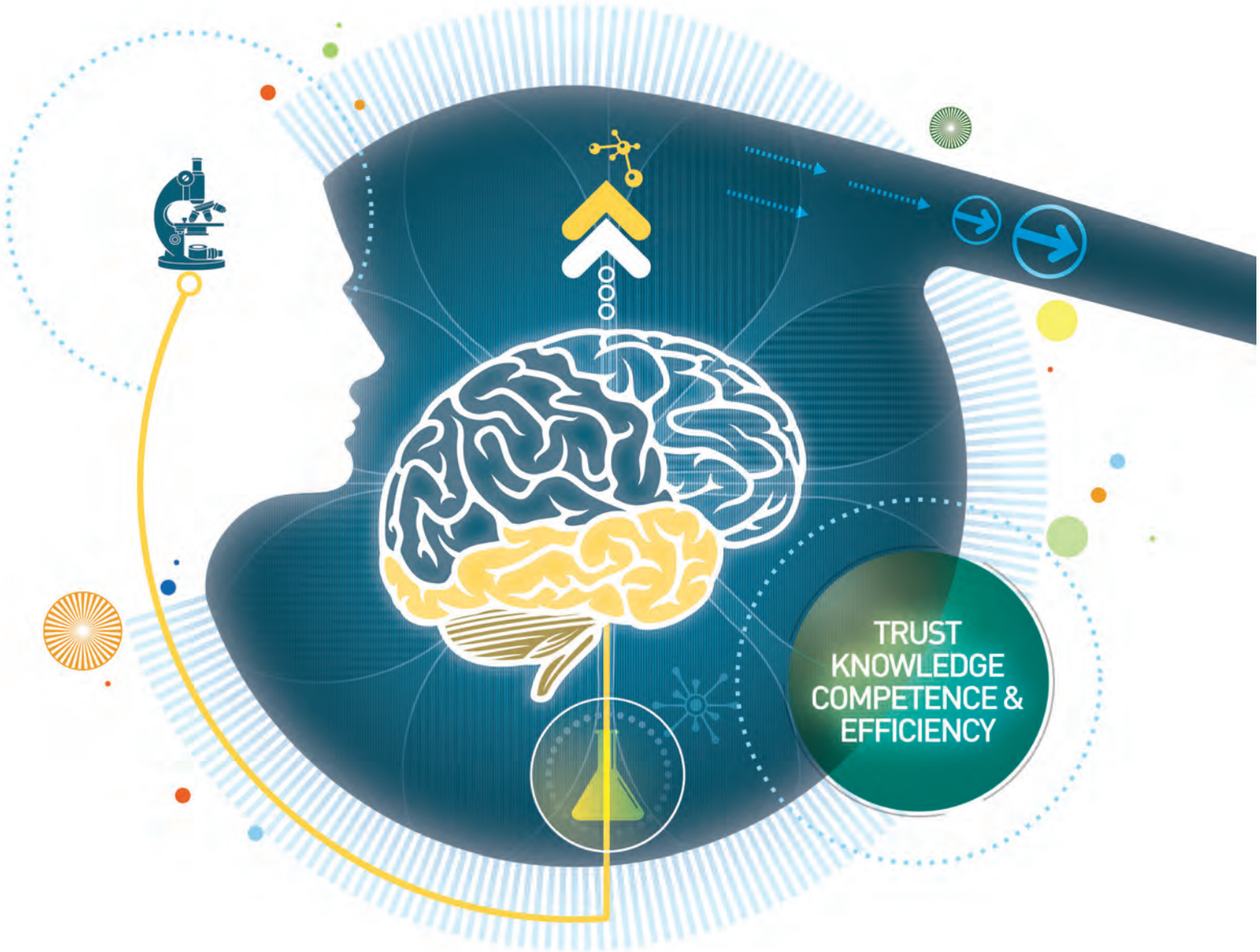

OUR CRAMS* BUSINESS PIPELINE IS

ENCOURAGING

A NUMBER OF COMPANIES BUILD A PIPELINE OF PRODUCTS.
AT SUVEN, OVER THE LAST TWO-AND-A-HALF DECADES, WE CREATED A PIPELINE OF CAPABILITIES INSTEAD.

Suven's capability pipeline comprises trust, knowledge, competence and efficiency.

We expect to leverage this pipeline with an aggressive development agenda over the foreseeable future.

Three products from the pipeline moved to launch stage; commercial volumes for these products are expected to be generated FY17 onwards.

We secured a mandate to supply a complex specialty intermediate for five to seven years.

We were working on 52 projects related to the development of intermediates for products under Phase-II trial as on March 31, 2015 (30 projects as on March 31, 2010).

The migration of a larger number of Phase II projects to Phase-III could lead to increased volumes and margins.

Pipeline leads to success and sustainability.

** Contract Research and Manufacturing Services*

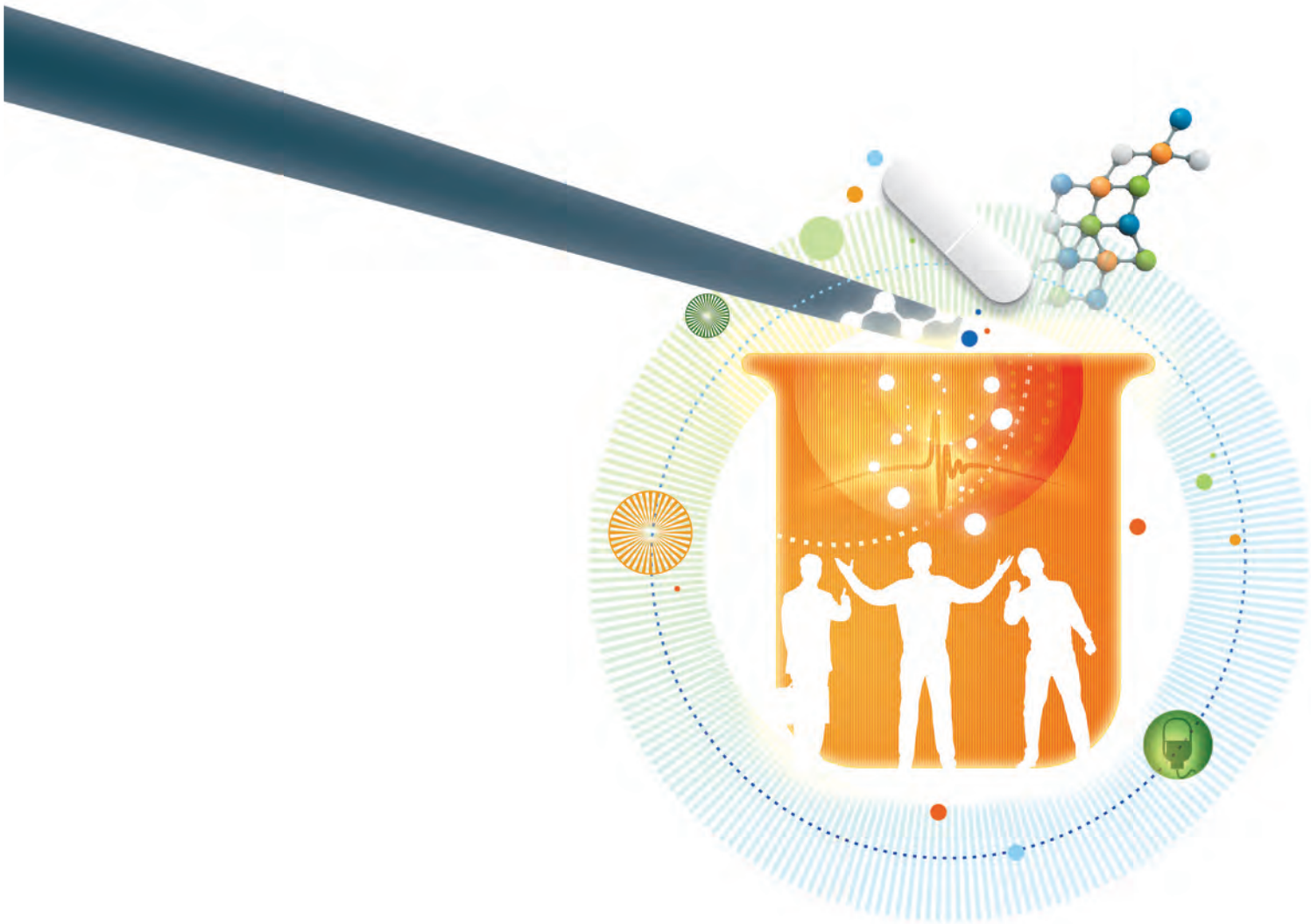

Our base CRAMS business is estimated to grow 10% y-o-y over five years.

	2010-11	2011-12	2012-13	2013-14	2014-15
Products in Phase-I	47	51	46	52	**57**
Products in Phase-II	30	32	41	46	**52**
Products in Phase-III	3	1	3	1	**1**

SUVEN LIFE SCIENCES.

A FULL-FLEDGED BIO-PHARMACEUTICAL SOLUTIONS PROVIDER FOR GLOBAL PHARMACOS.

GENERATING ROBUST PROFITS. CREATING AN ATTRACTIVE PIPELINE.

OUR BUSINESS

Suven Life Sciences Limited is a niche pharmaceutical company, providing CRAMS for drug discovery and the development of molecules (new chemical entities) for innovators.

OUR SERVICES

Suven's competence lies essentially in process research, custom synthesis and NCE development support services. As a strategic imperative, the Company focuses on niche CRAMS, providing products for new chemical entities of large pharmaceutical innovators.

Global relationships

AstraZeneca
Perrigo
Boehringer Ingelheim
Pfizer
Bristol-Myers Squibb
TARO Pharmaceuticals Inc.
BAYER
VALEANT
FUJIFILM Value from Innovation
gsk GlaxoSmithKline
Lilly
Lundbeck
MERCK Research Laboratories
sanofi aventis
NOVARTIS
Celgene
Abbott A Promise for Life
DUPONT
Johnson & Johnson

OUR PRACTICES

Suven has invested in robust governance, expensing its large and growing research and development costs. The Company has followed a policy of writing off research and development in the year of incurrence; it has never borrowed to invest in research and development spending.

OUR STRENGTHS

Suven works in the research-intensive areas of analytical development, drug discovery, process R&D and formulations development. The Company's research team comprises 30 PhDs and MSc degree holders; over the last decade, Suven has delivered 753 product patents for 27 inventions and 37 process patents for seven inventions.

OUR CUSTOMERS

Suven enjoys the confidence of more than 20 global pharmaceutical companies. The Company executed 727 NCE-based CRAMS projects since inception.

Our presence

Headquarters	Manufacturing facilities			R&D facilities		Global presence
Hyderabad, Telangana	Pashamylaram, Telangana	Suryapet, Telangana	JNPC, Visakhapatnam, Andhra Pradesh	Jeedimetla, Telangana	Pashamylaram, Telangana	New Jersey, USA
Corporate office, Business Development, Finance, HR and Administration	API and formulation facility	Intermediate facility	API and Intermediate facility	Discovery Research, Process Research and Pilot plant	Discovery Research, Process Research, Formulation R&D and IP Management	Business Development, Project Management & IP Management

WHAT SUVEN ACHIEVED IN 2014-15

Financials

Revenues stood at ₹529 crore in 2014-15 against ₹513 crore in 2013-14.

EBIDTA stood at ₹168 crore in 2014-15 against ₹222 crore in 2013-14.

Profit for the year was ₹109 crore in 2014-15 against ₹144 crore in 2013-14.

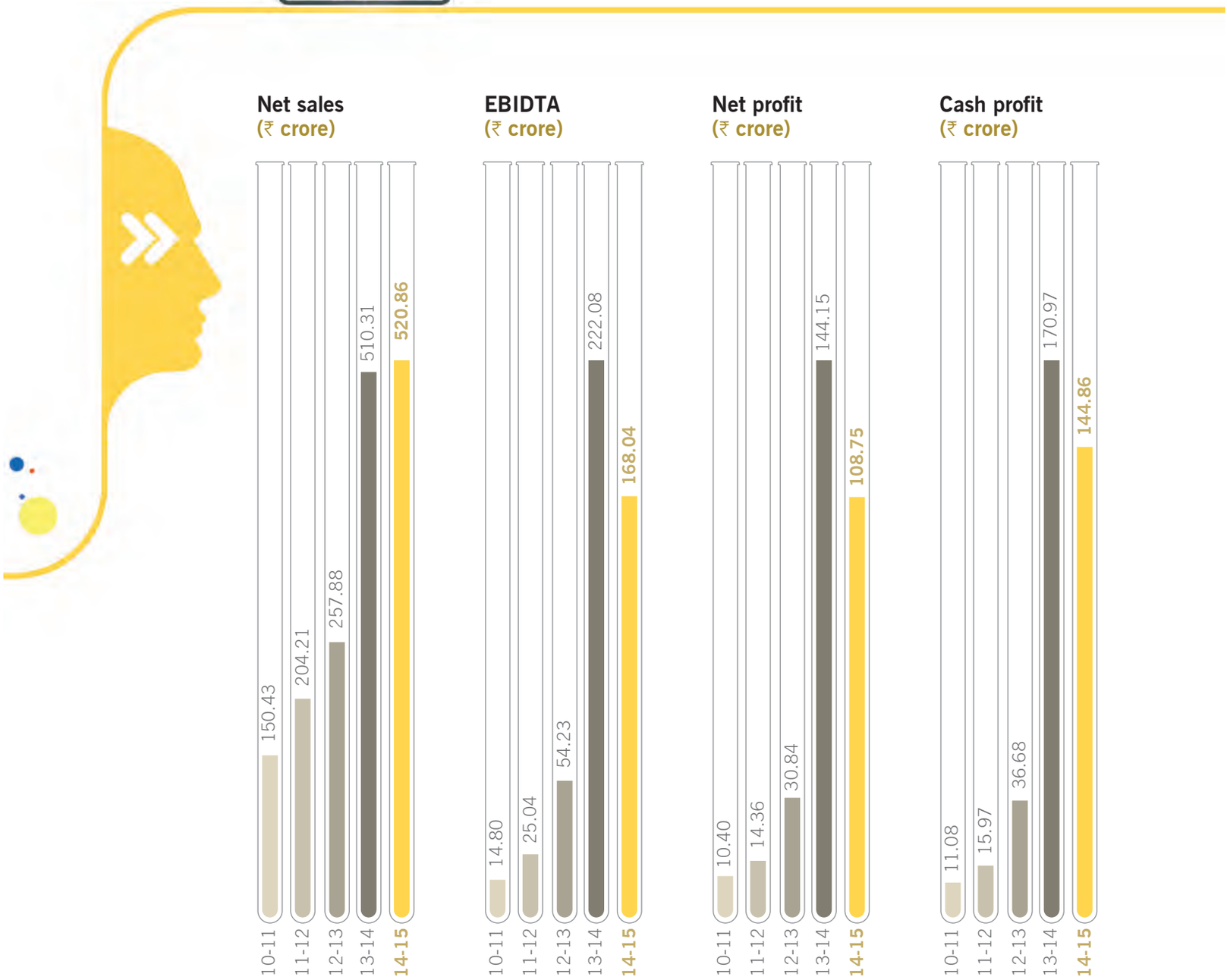

CRAMS business

Commenced trial operations at a greenfield facility (Visakhapatnam).

Active CRAMS projects stood at 110 as on March 31, 2015 (99 CRAMS projects as on March 31, 2014).

NCE advancement

R&D investment was ₹56 crore in 2014-15 against ₹48 crore in 2013-14.

Received 753 global product patents for the Company's NCEs.

SUVN 502 completed Phase-Ib clinical trials in the US and in the preparation stage to enter Phase IIa (POC) clinical trial.

SUVN G-3031 undergoing Phase-I clinical trials in the US.

SUVN D-4010 underwent IND enabling toxicological studies in the US.

EBIDTA margin (%)



Net margin (%)



ROE (%)

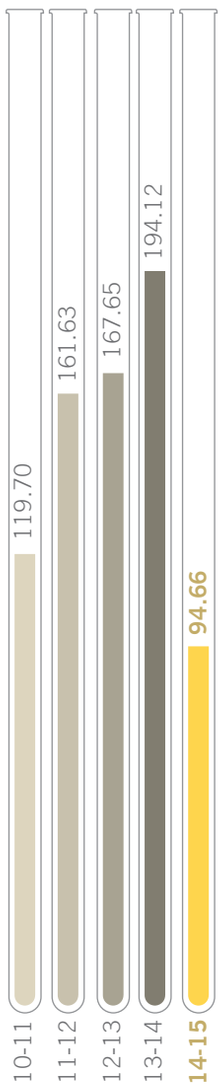

ROCE (%)

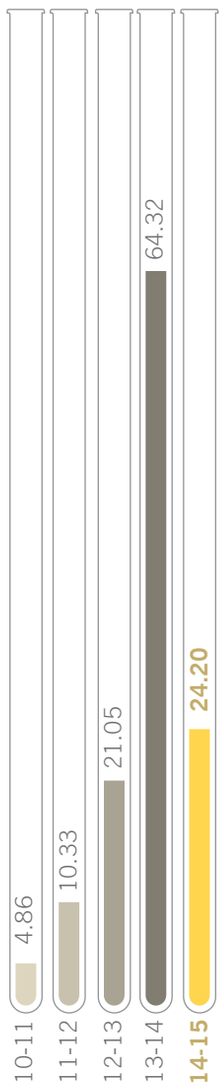

Venkat Jasti
Chairman and CEO

TEN MINUTES WITH THE CHAIRMAN

"SUVEN IS ENTERING AN EXCITING PHASE IN ITS GROWTH JOURNEY."

Friends,

In 2014-15, our financial performance was subdued and even though the Company was able to match its overall revenues of the previous year largely on account of the growth in its core CRAMS business by 44%, our bottomline declined 24%.

Our company's bottomline declined largely due to revenues from pre-launch supplies for three products declining from ₹175 crores in 2013-14 to ₹45 crores, a reality that had been anticipated and proactively articulated.

This reality of a decline in profits brings me to a relevant point. Despite having grown the business every single year across the last five years, our business sustainability has been consistently questioned. We are perceived as a high-risk service-based business marked by volatile quarter-on-quarter earnings because successful project completion may not necessarily translate into repeat orders if the project does not carry through at the innovator's end.

The change

The big message that I wish to send out is that this reality is likely to change.

The volatility in our business model may moderate extensively following the commercialisation of three products at the innovator's level followed by consistent multi-year offtake coupled with growth from our annuity-driven specialty chemicals business.

Commercial volumes for molecule launches: Suven supplies intermediates for three products pertaining to three therapeutic indications, namely rheumatoid arthritis for a US-based innovator, as well as anti-depressant and anti-diabetic for European innovators (cleared US-FDA approvals). These products are expected to scale to commercial volumes in FY17, making it possible to provide a growing quantity of commercial supplies across the patent life of products of five to seven years.

Specialty chemicals: Suven supplied a complex specialty intermediary (derived from our CRAMS competence) in 2013-14, expected to continue for five to seven years. We are hopeful of consolidating volumes at our greenfield Visakhapatnam facility across the long-term.

ANDAs: Suven granted an exclusive marketing license for our Malathion lotion to Taro Pharmaceuticals for the US, Canada and Mexico markets until 2026, which is expected to generate attractive royalties. During the year under review, we filed three ANDAs in collaboration with customers; a maturity of these ANDAs could lead to additional revenues.

The rationale

At Suven, we are confident of growing our core business during the current year.

The macro perspective: An attractive opportunity awaits the global CRO and CRAMS sectors. Global pharmaceutical R&D expenditure was approximately US$139 billion in 2014; US$105 billion of business could have been potentially outsourced *(Source: Frost & Sullivan)*.

The outsourcing of CRO discovery services industry was estimated at 52% of the global pharmaceutical and biotech industry in 2013, poised to grow to 65.7% by the end of 2015. The outsourcing portion of this segment is estimated to grow from US$14.7 billion in 2014 to US$22.7 billion in 2018 *(Source: IQ4I Report)*.

The outsourcing of CRO development services in 2014 was estimated at 27.3% of the potential outsourcing market for development services, which is likely to grow to 38.7% in 2019. This outsourcing is estimated to grow from US$28.8 billion in 2014 to US$44.6 billion in 2018 *(Source: Frost & Sullivan)*.

The micro perspective: We ended FY15 on an optimistic note. In the base CRAMS business pipeline, we have 52 projects catering to Phase-II products, the highest in our existence. A single project moving to Phase-III can result in a significant volume increment and enhanced profitability.

Besides, four global innovator companies named Suven as a preferred supplier for their drug discovery and development programmes which, we hope, will result in more CRAMS projects coming our way across the medium-term.

The impact

Suven made significant progress in the NCE space as well.

Our lead molecule SUVN-502 is ready to move to Phase-IIa (POC) clinical trials; another molecule moved to Phase-I clinical trial stage; two molecules are at a preparatory stage for entering Phase-I clinical trials.

The Company mobilised ₹200 crore through a QIP to fund NCE programmes, drawing marquee investors into the Suven stakeholder family.

Overview

With NCEs in our discovery pipeline poised for monetisation, we are entering an exciting phase where sustainable revenues will help create a robust foundation that graduates the Company and shareholder value to the next level.

65.7%

The outsourcing of CRO discovery services industry was estimated at 52% of the global pharmaceutical and biotech industry in 2013, poised to grow to 65.7% by the end of 2015.

OUR PERFORMANCE OVERVIEW

"WHAT MAY BE MISTAKEN AS UNDERPERFORMANCE ACTUALLY REPRESENTS AN OUTPERFORMANCE."

Were you happy with the Company's performance in 2014-15?

We were pleased with the Company's performance during the year under review. Our message to the shareholders at the beginning of the year was a 10% lower topline and a 33% lower bottomline compared to what we had achieved in 2013-14, due to a forecasted absence of a one-off pre-launch quantity for a major part of the year. Given the stiff guidance, we surprised stakeholders: our revenues grew 2% and bottomline declined only 24%.

What was the reason for this subdued performance?

It would be pertinent for shareholders to remember that 2013-14 was an unusually favourable year. During that year, Suven secured pre-launch supplies of three molecules, which cleared Phase-III trials. We were aware that the repeat supply orders for these products would happen only after 24 months and consequently, our financial performance was expected to be subdued.

How did the core business perform during the year under review?

Our key revenue streams reported double-digit growth, which partly cushioned the profit decline.

Our base CRAMS business grew 44% - from ₹305 crore in 2013-14 to ₹439 crore in 2014-15. This growth was due to increased volumes in our specialty business, better projects movement from Phase 1 to Phase II, addition of 11 projects and supplies being maintained to existing CRAMS projects.

Our research services arm reported a healthy 20% jump in revenues over the previous year.

How did the Company's NCE programmes perform?

Our team made satisfying progress in three molecules, the most promising being our lead molecule SUVN 502. For this molecule, we completed Phase-Ib trials and commenced preparations for the Phase-IIa (POC) trial. We hope to initiate patient trials during the second half of the current year and are hopeful of monetising this molecule post successful completion of the study in fiscal 2017.

How is Suven funding the large expenditure in taking molecules along the development pipeline?

Even as we recognise that NCE programmes are cash-intensive, we are relatively confident of our molecules making it through approvals to the marketplace. To ensure adequate funding for key molecules (at advanced stages in the development cycle), we mobilised ₹200 crore through a qualified institutional placement to institutional investors. The robust response to the QIP is a testimony to our unique business model. Post the QIP, promoter holding in the Company declined from 64.76% to 59%.

How does the Company expect to perform in the current year?

Our key revenue drivers will continue to register healthy double-digit growth in CRAMS business in the current year.

44%

Our base CRAMS business grew 44% - from ₹305 crore in 2013-14 to ₹439 crore in 2014-15.

PRIDE OF OWNERSHIP

Suven's robust pipeline is a result of the Company's vision and supporting strategy, indicating assured growth and profitability.

Growing revenues: The Company grew its revenues through disciplined project management leading to timely delivery.

Improving profitability: The Company's ability to graduate projects from Phase-I to Phase-II and Phase-III provide opportunities for enhanced volumes, revenues and profitability.

Utilising funds: The Company grew free cash-flows and balanced investments (NCE and capital expenditure) while moderating its debt-equity ratio.

Rewarding shareholders: The Company consistently rewarded shareholders through a healthy dividend payout.

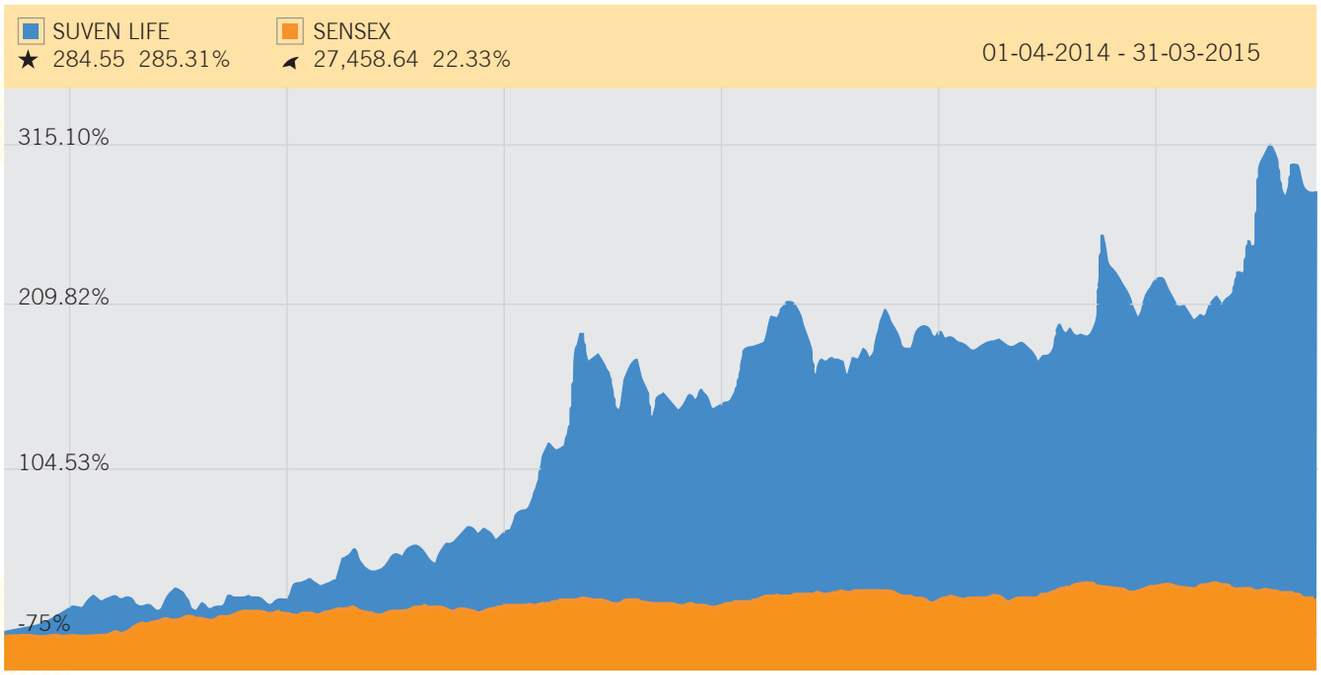

336.78%

Growth in market capitalisation

₹840 crore	₹3669 crore
March 31, 2014	March 31, 2015

111.74%

Growth in enterprise value

₹264 crore	₹559 crore
March 31, 2014	March 31, 2015

THE BUILDING BLOCKS OF SUVEN'S PROFITABLE PIPELINE

COMPETENCIES
Suven possesses rich research bandwidth comprising chiral chemistry library (products, materials and processes) knowledge, drug discovery and development support services, resources and equipment to address a range of challenges and reactions. The Company possesses the ability to scale capacities rapidly when projects lead to commercial supply opportunities.

KNOWLEDGE CAPITAL
About 45% of Suven's team comprises research and development scientists (60% PhDs and MScs).

BUSINESS MODEL
Suven is a pure-play CRAMS company where research and development is customised around the needs of global innovators.

BEST PRACTICES
Suven's R&D and manufacturing facilities are aligned with global best practices; the Pashamylaram manufacturing facility was successfully inspected by the US-FDA.

CONSERVATISM
Suven's R&D expenses are funded out of accruals, not borrowings, expensed to the Profit and Loss account in the year they are incurred.

EXPERIENCE
A majority of Suven's senior and middle management has been with the Company for more than 10 years, representing rich intellectual capital.

DEPENDABILITY
Suven delivered more than 98% of its multi-continental CRAMS projects on schedule.

STRENGTHS

PROJECTS DELIVERED
Suven has successfully delivered 727 research projects for global innovator companies.

ESTABLISHED BRAND
Suven has created a formidable brand for CRAMS as one of the qualified research solution providers for more than 2 decades.

EARNING QUALITY
Of the revenue accrues from developed economies, about 92% comprise US, Europe and other economies.

LIQUIDITY
A strong net cash flow from operations at ₹120 crore (2014-15); liquid short-term investments of ₹280 crore (March 31, 2015) and a low debt-equity ratio at 0.14 (March 31, 2015) ensured a strong liquidity.

ENDURING RELATIONSHIPS
About 90% of its global clients have worked with the Company for 15 years or more.

MANAGEMENT DISCUSSION AND ANALYSIS

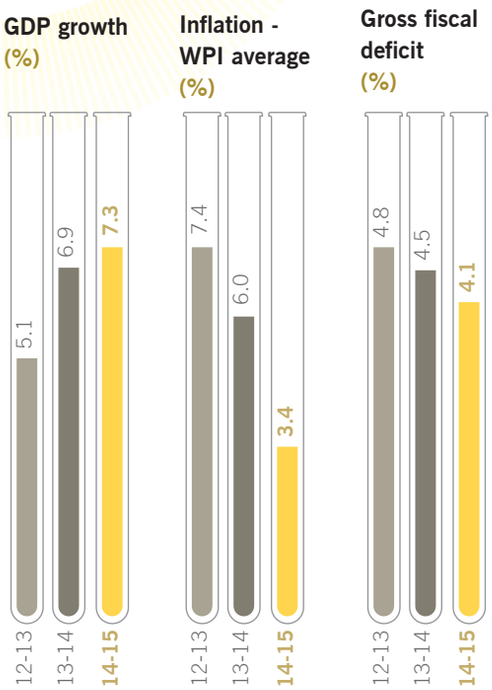

Economic review

Markets that began reviving in 2013-14 gained momentum in 2014-15.

The economy was relatively independent of factors associated with usual economic slowdowns and evident in 2011-12 and 2012-13 - inflation, fiscal deficit, weak demand, external account imbalances and an oscillating rupee.

A redeeming feature was the emergence of India as a large economy with a promising outlook, in contrast to pessimism in a number of advanced and emerging economies. India's GDP grew 7.3% in 2014-15 and is expected to grow further in 2015-16 *(Source: Economic Survey).*

The pharmaceutical industry

Global spending on medicines is forecast to reach nearly US$1.3 trillion by 2018, an increase of about 30% over the 2013 level. This level of growth – a compound annual growth rate of 4-7% on a constant currency basis – could be slightly higher than the 5.2% recorded over the previous five years.

Demographic trends will act as a significant driver of global demand for pharmaceuticals in the next five years: increase in diagnosis and treatment of chronic conditions and an aging population could drive growth in the developed markets, while population growth coupled with improved access to healthcare could drive emerging market growth. Most countries could experience increased pharmaceutical spending per capita by 2018.

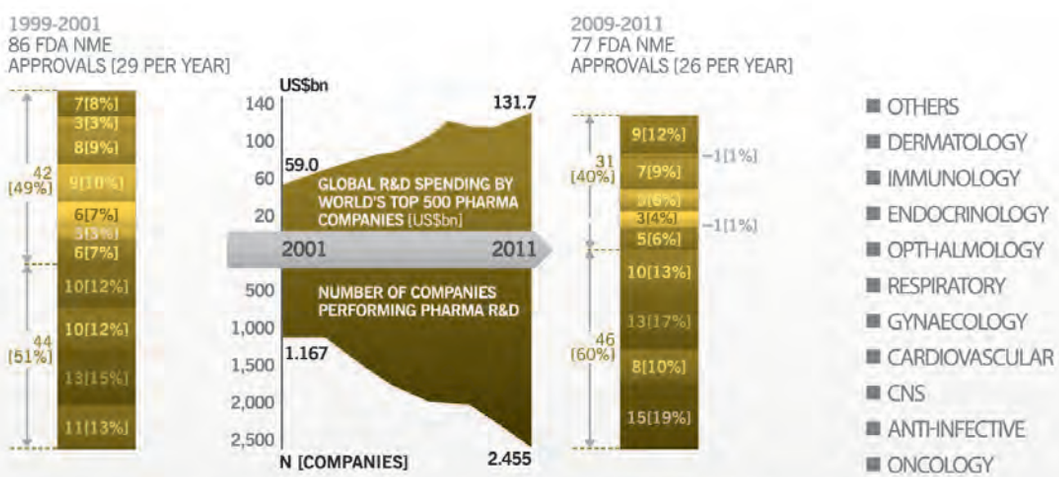

NOTE: FDA IS THE U.S. FOOD AND DRUG ADMINISTRATION. PERCENTAGES MAY NOT RESOLVE DUE TO ROUNDING.
SOURCES: PAREXEL SOURCEBOOK BIOPHARMACEUTICAL R&D STATISTICAL SOURCEBOOK 2011/2012, FOOD AND DRUG ADMINISTRATION CENTRE FOR DRUG EVALUATION AND RESEARCH

[2]FDA CENTER FOR DRUG EVALUATION AND RESEARCH [CDER]
[3]EVALUATEPHARMA, PAREXEL

Global spending growth is expected to stabilise between 4-7% through 2018. Higher spending is expected on specialty medicines over the next five years, particularly in developed markets – about 40% of total global growth will come from these medicines.

Drug discovery

The mission of pharmaceutical research companies is to graduate from understanding a disease to bringing new, safe and effective treatment to patients. Scientists work to piece the basic disease causes together at the level of genes, proteins and cells; out of this understanding emerges 'targets,' which novel drug manufacturers like to capitalise on.

Researchers work in the following areas:

VALIDATE targets,

DISCOVER the right molecule (potential drug) to interact with the target chosen,

TEST the new compound in the lab and clinic for safety and efficacy, and

GET approval and the new drug into the hands of doctors and patients.

It takes about 10-15 years to develop one new drug from the time it is discovered to when it is available for treating patients. The average cost to research and develop each successful drug is estimated at US$800 million to more than US$1 billion, which includes the cost of thousands of failures.

Drug discovery challenges: During the past decade, new molecule output declined steadily from ~30 NCE per year to ~25 NCE per year, while R&D costs more than doubled. Many attempted remedies may even be responsible for the high attrition rate of pharmaceutical R&D projects.

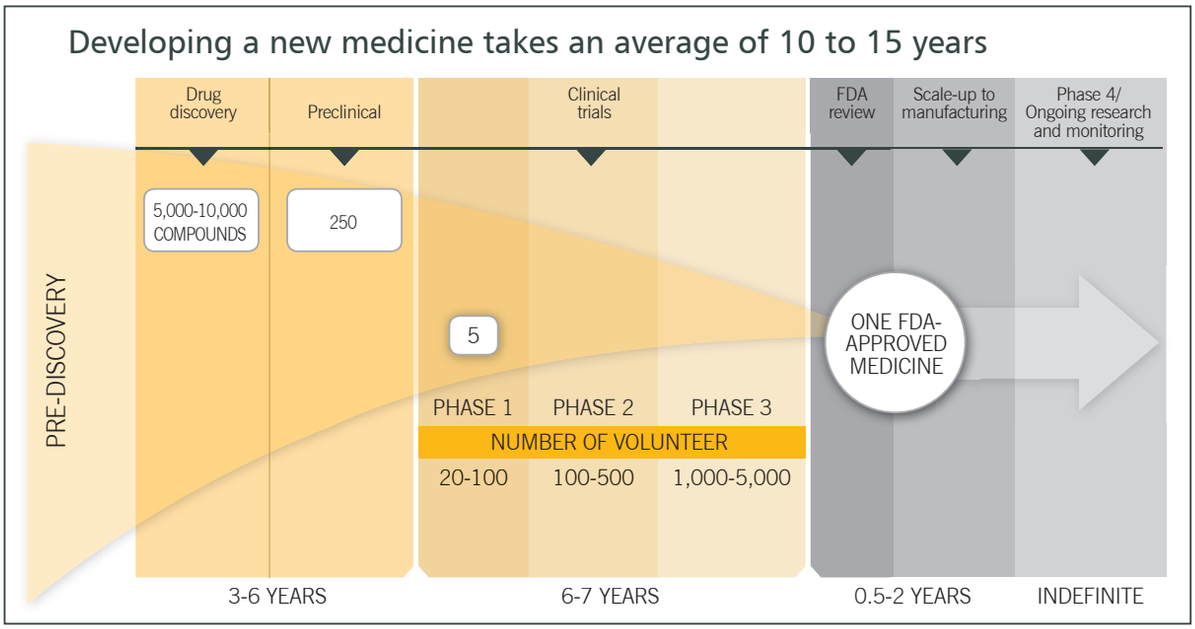

Business segment – 1

CONTRACT RESEARCH AND MANUFACTURING SERVICES (CRAMS)

Active projects under CRAMS

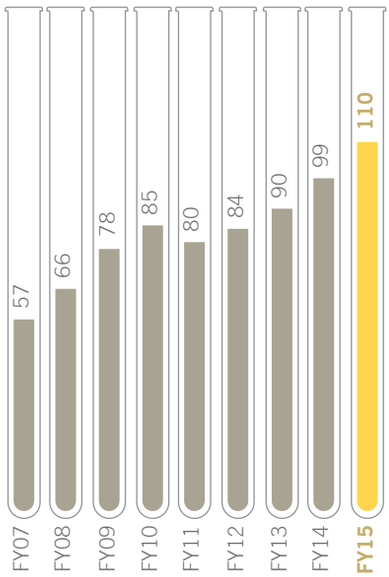

Suven is a pure-play CRAMS player with a visible presence at the top-end of the CRAMS value chain, assisting global innovators in drug development.

This flagship business segment accounts for more than 90% of the Company's revenues. The Company works with global innovator companies by supplying intermediates for their NCEs during the clinical phase of drug development. Over the last two decades, the Company delivered 727 projects, earning customer trust. The projects included process research, custom synthesis and intermediates.

Revenue streams

CRAMS generates three revenue streams – base CRAMS for products in clinical development, CRAMS for commercial products and supply of specialty chemicals.

Base CRAMS: Suven works with global innovator companies, supplying intermediates for their NCEs during the clinical phase of drug development. When successful, this can translate into long-term supply agreements on launch. Over the years, Suven has reported a consistent rise in the number of active products under CRAMS for which intermediates are still being supplied.

CRAMS for commercial products: These represent commercial intermediate supplies for innovator products that cleared clinical trials and are ready for launch. In FY14, three products of its partner innovators successfully cleared Phase-III trials for which Suven was supplying intermediates, which resulted in sizeable business in the form of pre-launch supplies from partners in 2013-14.

The business

The CRAMS business is a high-risk, high-margin one with no surety of repeat supplies following the first batch of intermediate supply.

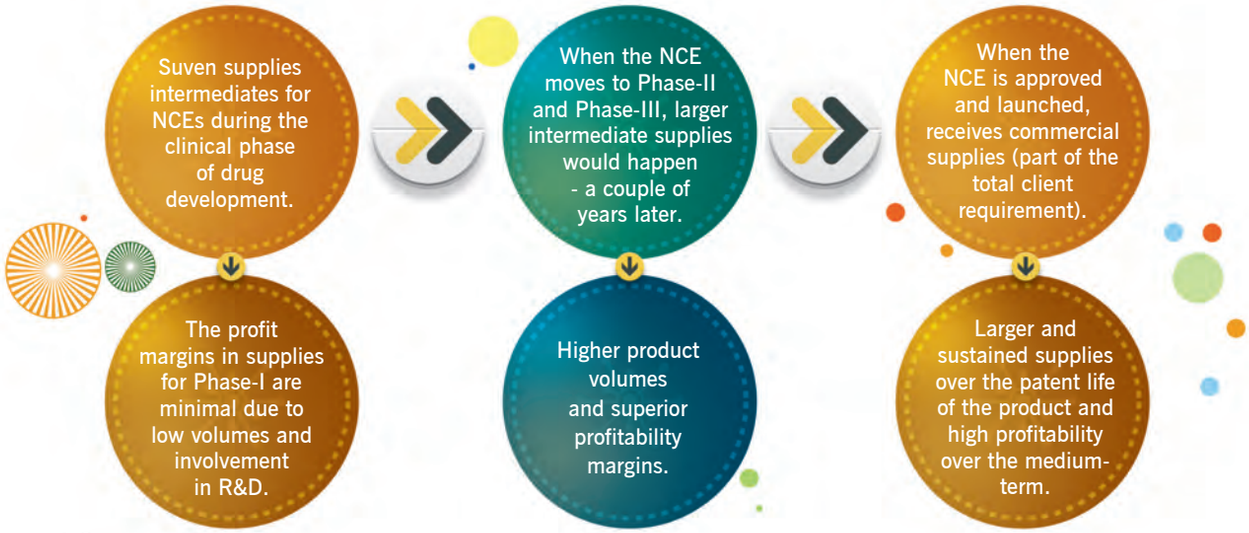

The repeat business for these products is expected to commence from fiscal 2017, revenues gradually increasing based on a sales ramp-up for the innovator in its home area and a launch of such products in new territories and countries.

Supply of specialty chemicals: Suven is supplying intermediates for one specialty chemical product to a large global pharmaceutical and agrochemical conglomerate.

Business in 2014-15

Revenue from base CRAMS grew by 44%, from ₹305 crore in 2013-14 to ₹439 crore in 2014-15.

Active CRAMS projects stood at 110 as on March 31, 2015, increasing from 99 CRAMS projects as on March 31, 2014.

Revenues from discovery research support services grew 23% from ₹31 crore in 2013-14 to ₹38 crore in 2014-15.

Commenced trial operations of the greenfield plant in JNPC, Visakhapatnam.

Going ahead

The Company is optimistic of medium-term prospects for the following factors:

Commercial supplies for three products from fiscal 2017 for which we supplied pre-launch quantities in 2013-14 and 2014-15.

Improved traction in the mix and match of CRAMS products, which grew by 44% in 2014-15.

SUVEN IN THE **CRAMS** VALUE CHAIN

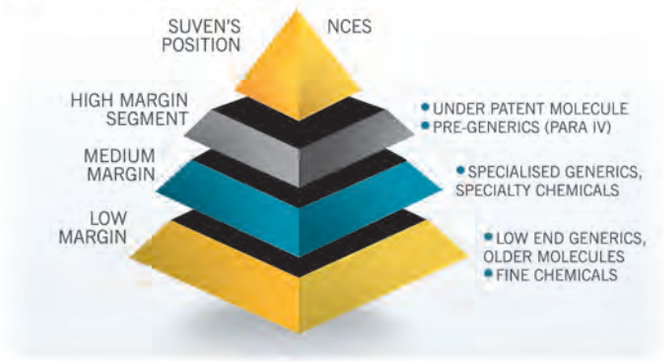

727

Over the last two decades, the Company delivered 727 projects, earning customer trust.

Why an increasing number of clients see Suven as a dependable long-term partner

A number of clients need specialised external support to bring drugs faster to the marketplace for which they need specialised support.

Clients need to extend the tenures of their product patents; each day saved represents additional revenues.

Product needs are becoming increasingly demanding, which needs specialised vendors.

The number of failed R&D attempts is rising while R&D capabilities remain finite, making it imperative to seek specialised partners.

Decline in NCE approvals makes it imperative to outsource and build a research pipeline.

Diseases are becoming increasingly multi-drug resistant.

Global pharmaceutical sponsors have larger research outlays across a lower number of projects for which they seek specialised research partners.

110

Active CRAMS projects stood at 110 as on March 31, 2015, increasing from 99 CRAMS projects as on March 31, 2014.

Business segment – 2

NEW CHEMICAL ENTITIES (NCES)

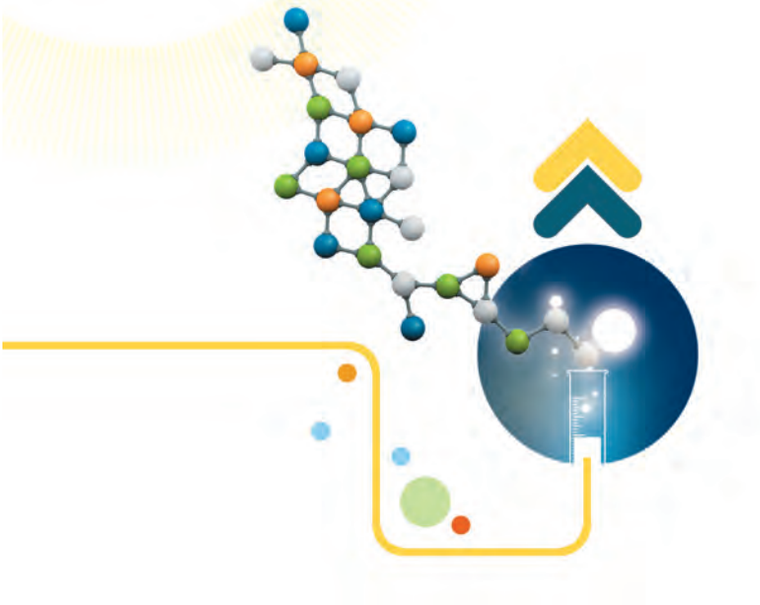

Suven is one of the few Indian biopharmaceutical companies to have extended beyond CRAMS into drug discovery and NCE development, leveraging its rich research knowledge.

The Company's promising NCE pipeline comprises 13 molecules from 27 inventions, mainly in the central nervous system category. With this space, Suven's discovery assets address niche areas of cognitive impairment associated with neurodegenerative disorders like Alzheimer's disease, Attention Deficient Hyperactivity Disorder (ADHD), Huntington's disease, Parkinson's Disease and schizophrenia. The pipeline includes one molecule ready for Phase-IIa trial, one molecule in the Phase-I trial stage, one molecule ready for Phase-I trial and other assets in various pre-clinical development stages.

Suven enjoys a unique position in India (and Asia) as one of the most prominent companies in this space. The Company's thrust into drug discoveries is related to the central nervous system with a market potential of more than US$120 billion (cognitive disorders accounting for over US$30 billion). Suven received 753 product patents for 27 inventions and 37 process patents for seven inventions.

13

The Company's promising NCE pipeline comprises 13 molecules from 27 inventions, mainly in the central nervous system category.

Progress in 2014-15

SUVN-502, the Company's lead molecule for cognition in Alzheimer's and Schizophrenia completed Phase-Ib trials in the US; preparation for Phase-IIa (proof-of-concept) is under way.

SUVN-G3031, for cognition in Alzheimer's and Schizophrenia, initiated Phase-I trials in November 2014, which is expected to be completed in 2015-16.

SUVN-D4010 for cognition in Alzheimer's and Schizophrenia, underwent toxicology studies and expects to start Phase-I clinical trials in the current year.

The draw of the CNS segment

Market size of US$120 billion

More than 200 compounds under development

Market for cognitive disorders estimated in excess of US$30 billion

180 million patients worldwide for memory impairment and other cognitive functions.

37 million patients worldwide for dementia (majority Alzheimer's)

24 million people worldwide suffering from schizophrenia

50% of adults (above-65) afflicted by age-associated cognitive decline

(Source: WHO)

ANALYSIS OF THE FINANCIAL STATEMENTS

₹546.58crore

Reserves and Surplus balance more than doubled from ₹252.76 crore as on March 31, 2014 to ₹546.58 crore as on March 31, 2015.

Suven registered satisfactory performance in the absence of commercial supplies for approved molecules. The Company strengthened its Balance Sheet, laying the foundation for growth opportunities.

Statement of Profit and Loss

Revenue from operation (net) grew marginally by 3% from ₹513 crore in 2013-14 to ₹529 crore in 2014-15. This was primarily due to healthy growth in the core CRAMS business, which grew by 44% over the previous year, compensating the 74% de-growth in one-off pre-launch revenue.

Operating expenses increased by 24.08% from ₹291.25 crore in 2013-14 to ₹361.40 crore in 2014-15. This jump was due to an increase in material and operating costs and employee expenses consequent to an increase in active CRAMS projects.

The R&D expenses increased by 16.70% from ₹47.95 crore in 2013-14 to ₹55.96 crore in 2014-15. This was primarily due to the increased focus on advancing the Company's NCE pipeline. In addition, the increase in the R&D team and enhancement of the R&D capabilities also contributed to the increase in R&D expenses – it stood at 10.57% of the revenue from operations (net) in 2014-15 against 9.34% in 2013-14.

The finance cost plummeted by 55.18% from ₹10.51 crore in 2013-14 to ₹4.71 crore in 2014-15 due to the repayment of Term Loans and reduction in PCFC interest rates.

Margins: The Company's subdued performance impacted profitability – EBIDTA margin stood at 32.26% in 2014-15 against 43.52% in 2013-14 while the net margin declined from 28.25% in 2013-14 to 20.88% in 2014-15.

Balance Sheet

Shareholder's funds: The Company's equity capital increased from ₹11.68 crore as on March 31, 2014 to ₹12.73 crore as on March 31, 2015. This increase was due to the QIP in 2014-15 – 1,04,53,690 shares were issued and allotted at ₹1 each at a premium of ₹190.32 per share. Consequently, Reserves and Surplus balance more than doubled from ₹252.76 crore as on March 31, 2014 to ₹546.58 crore as on March 31, 2015. The entire Reserves and Surplus balance is free in nature which can be used for funding growth opportunities. The book value per share stood at ₹43.94 as on March 31, 2015 against ₹22.64 as on March 31, 2014.

Non-current liabilities: Long-term loans increased by 29.44% from ₹62.02 crore as on March 31, 2014 to ₹80.28 crore as on March 31, 2015 consequent to the loan for its Visakhapatnam facility. The entire debt portfolio was foreign currency-based with an average portfolio cost of 4.36%, minimising the interest outflow. The Company is protected from currency fluctuation as its entire revenue is dollar-denominated.

Current liabilities: Short-term borrowings (working capital loans) were at par with the previous year balance. Trade payables increased marginally by 7.31% from ₹40.90 crore as on March 31, 2014 to ₹43.89 crore as on March 31, 2015 consequent to an increase in the number of projects managed by the Company. Short-term liabilities (represent long-term loans payable in the current year) declined significantly, reflecting reduced debt repayment liability in 2015-16.

Non-current assets: Tangible assets stood at ₹171.75 crore as on March 31, 2015 against ₹179.23 crore as on March 31, 2014. The Capital work-in-progress stood at ₹107.01 crore as on March 31, 2015 – it represents the investment in the Visakhapatnam plant. This would be added to the Tangible Asset balance in the current year.

Current assets: The inventories balance was largely in line with the previous year, while the trade receivables balance declined as compared to the previous year – reflecting on faster receivables. The Cash and Bank Balance jumped from ₹68.03 crore as on March 31, 2014 to ₹279.69 crore as on March 31, 2015 consequent to the funds received from the QIP which will be progressively deployed in the current year.

Risk management

MANAGING BUSINESS UNCERTAINTIES

Business is about taking and managing risks. Business risk profile will evolve in line with altering dynamics. The same holds true at Suven, which has progressively transformed into India's prominent research-focused CRAMS player.

Declining R&D pipeline and decline in NCE approvals lead to uncertainties in discovery research.

Mitigation: With the passage of time, diseases are evolving faster than before. Existing ailments (once curable) are resurfacing to become fatal (multi-drug resistant ailments) and new ailments are surfacing, making it imperative to discover and develop newer drugs.

A recent report examining innovation in the drug development pipeline discovered that 70% of 5,000-plus new molecular entities being investigated were potential first-in-class medicines or medicines distinct from other marketed drugs.

The lack of surety to get projects (for its base CRAMS business) does not induce confidence in business growth.

Mitigation: Prohibitive R&D costs in developed nations are forcing global innovator companies to leverage the knowledge and resources of low-cost destinations. The outsourcing of CRO development services in 2014 was estimated at 27.3% of the potential outsourcing market for development services; this is likely to grow to 38.7% in 2019. This outsourcing is estimated to grow from US$28.8 billion

in 2014 to US$44.6 billion in 2018 *(Source: Frost & Sullivan).*

From Suven's perspective, the Company registered a consistent rise in the number of active projects under CRAMS, for which intermediates are still being supplied, except in FY11. The drop in FY11 was due to the R&D portfolio restructuring by large pharmaceutical companies consequent to on the 2009 global economic meltdown. This also emerged as an interesting positive for the CRAMS space as large pharmaceutical companies became more focused on moving molecules seamlessly to the logical end than their earlier strategy of pursuing a certain number of molecules at one time and keeping several on hold despite success. This resulted in traction for CRAMS segment with a significant rise in Phase-II molecules for Suven.

The ability to meet projects on time while adhering to global standards is critical for business success.

Mitigation: The Company's meticulous project planning and disciplined execution ensures that all projects are completed within the timelines agreed upon. Its timely investment in equipment and other resources ensure seamless project execution. Its sizeable knowledge repository provides solutions for all perceived roadblocks.

The Company works with respected global innovators whose quality standards are stringent, who frequently audit Suven's facilities and processes. On an average, the Company's facilities are audited (customer and regulatory audit) 15 to 20 times in a year.

These factors have enabled the Company to meet the global regulatory compliance and deliver projects as per the agreed timelines.

The Company requires significant funds to continue funding its NCE programme.

Mitigation: Consistent delivery of CRAMS projects has ensured organisational liquidity. Besides, an increasing number projects for developing and supplying intermediates for Phase-II has improved business margins and strengthened net cash from business operations. In addition, the Company sourced ₹200 crore through a QIP to be used to fund the progression of its NCE pipeline.

The R&D team is critical to the Company's success and growth.

Mitigation: The Company has a strong R&D team comprising more than 45% of its total workforce. More than 80% of its R&D team has been working with the Company for more than a decade. The Company's competence lies in chemistry skills, scale-up capability and timely project delivery, translating into enduring customer relationships in CRAMS.

Board's Report

To
the Members of
Suven Life Sciences Limited

Your Company's Board of Directors has pleasure in presenting this 26th Annual Report together with Audited Financial Statements of the Company for the financial year ended March 31, 2015.

FINANCIAL PERFORMANCE

Particulars		2014-15 ₹ in lakhs	2013-14 ₹ in lakhs
(i)	Revenue from operations	52,085.50	51,031.24
(ii)	Operating expenditure	36,139.66	29,125.38
(iii)	Depreciation and amortisation	1,177.57	883.74
(iv)	Operating profit	14,768.27	21,022.12
(v)	Interest expense	470.92	1,051.28
(vi)	Other income	858.12	302.95
(vii)	Profit before Tax	15,155.47	20,273.79
(viii)	Tax expenses	4,280.44	5,858.04
(ix)	Profit for the year	10,875.03	14,415.75
(x)	Balance brought forward from previous year	15,617.65	6,069.01
(xi)	Less: Adjustment of depreciation reserve as per Schedule II of Companies Act 2013	469.06	-
(xii)	Profit available for appropriation	26,023.62	20,484.76
	Appropriations:		
(xiii)	Proposed final dividend	763.69	2,920.72
(xiv)	Tax on dividend	155.47	496.38
(xv)	Difference in final dividend plus tax (2013-14 & 2012-13)	0.02	0.01
(xvi)	Transfer to General Reserve	1,100.00	1,450.00
(xvii)	Balance carried to balance sheet	24,004.42	15,617.65

Suven_24-66_Pages_Kala 24 16/07/15 4:05 PM

REVIEW OF OPERATIONS

Fiscal 2014-2015 is yet another well performed year that registered a sales volume of Rs 52,086 lakhs as against Rs 51,031 lakhs in the previous year. Profit after Tax (PAT) of the Company was down by 25% to Rs 10,875 lakhs from Rs 14,416 lakhs in the previous financial year due to low value addition in the product line. The Earnings per Share (EPS) of your Company has come down to Rs 9.04 in fiscal 2014-15 per share from the previous year EPS of Rs 12.34 in fiscal 2013-14 per share.

EXPORTS

The exports continue to be the growth engine of your Company, accounting for a volume of Rs 47,990 lakhs, representing 92% of the total revenue of Rs 52,086 lakhs.

DIVIDEND

Your Directors have pleasure in recommending for approval of the members a dividend of Rs 0.60/- per share (60% on paid up value of Rs.1/- per share).

The total cash outflow on account of dividends payable including dividend distribution tax payable is Rs. 919.17 lakhs. If approved in the Annual General Meeting the dividend will be paid to the shareholders who are on the Register of Members of the Company as on the book closure date.

RESEARCH AND DEVELOPMENT

During the year Suven's thrust on innovative R&D in CNS therapies continued with an R&D spend of Rs 5894 lakhs accounting to 11% on sales with an increase of 18% over the previous year.

During the year Suven's lead clinical candidate SUVN-502 has successfully completed Phase 1b clinical trial thus paving the way for the compound to move into Proof of Concept (PoC) Phase 2a study in patients and the preparations are underway.

Also during the year SUVN-G 3031 successfully completed regulatory toxicological studies and entered into Phase 1 clinical trial in USA in preparation for it to move into Proof of Concept (PoC) Phase 2a study. In addition to the above compounds SUVN D-4010 is in its final stages of completing regulatory toxicological studies which will enable it to move into Phase 1 clinical trial in USA.

SHARE CAPITAL

The paid up Equity Share Capital as on March 31, 2015 was Rs.1272.83 lakhs. During the year under review, the Company has issued and allotted 104,53,690 equity shares of Re 1/- each at a premium of Rs 190.32 per share ranking pari-passu in all respects with the existing shares of the Company by way of QIP Issue in accordance with the SEBI ICDR guidelines, except this, your company has not issued any shares with differential voting rights nor granted stock options nor sweat equity shares.

EXTRACT OF ANNUAL RETURN

Pursuant to sub-section 3(a) of Section 134 and sub-section (3) of Section 92 of the Companies Act 2013, read with Rule 12 of the Companies (Management and Administration) Rules, 2014 the extracts of the Annual Return as at March 31, 2015 forms part of this report as "Annexure – A".

NUMBER OF MEETINGS OF THE BOARD AND AUDIT COMMITTEE

During the year under review five Board Meetings were convened and held on 22nd May 2014, 12th August 2014, 22nd September, 2014, 14th November 2014 and 10th

Suven_24-66_Pages_Kala 25 16/07/15 4:05 PM

February 2015 and five Audit Committee Meetings were convened and held on these dates.

The Audit Committee composed of all independent directors. Shri D G Prasad is the Chairman of the Audit Committee and Dr M R Naidu, Dr K.V.Raghavan and Shri M Gopalakrishna are members of the Audit Committee. The intervening gap between the meetings was within the period prescribed under the Companies Act, 2013.

DIRECTORS RESPONSIBILITY STATEMENT

Your Directors state that:

i) The applicable accounting standards have been followed in the preparation of the Annual Accounts.
ii) Such Accounting policies have been selected and applied consistently and judgements and estimates made when required that are reasonable and prudent so as to give a true and fair view of the state of affairs of the Company at the end of the financial year and of the profit of the Company for that period.
iii) Proper and sufficient care has been taken for the maintenance of adequate accounting records in accordance with the provisions of the Companies Act, 2013 for safeguarding the assets of the Company and for preventing and detecting fraud and other irregularities.
iv) The Directors have prepared the Annual Accounts on a going concern basis.
v) Proper internal financial controls were in place to be followed by the Company and that the financial controls were adequate and were operating effectively.
vi) Proper systems devised to ensure compliance with the provisions of all applicable laws and that such systems are adequate and operating effectively.

REMUNERATION POLICY

The Board has, on the recommendation of the Nomination & Remuneration Committee framed a policy for selection and appointment of Directors, Senior Management and their remuneration. The Remuneration Policy is stated in the Corporate Governance Report.

PARTICULARS OF LOANS, GUARANTEES OR INVESTMENTS

During the year under review the Company did not give any Loans, nor provided Guarantees nor made Investments covered under the provisions of Section 186 of the Companies Act, 2013.

RELATED PARTY TRANSACTIONS

The Particulars of contracts or arrangements with related parties referred to in sub-section (1) of section 188 in the prescribed Form AOC-2 pursuant to clause (h) of sub-section (3) of section 134 of the Act and Rule 8(2) of the Companies (Accounts) Rules, 2014, forms part of this report as "Annexure – B".

The Board has approved a policy for related party transactions which has been uploaded on the Company's website.

MATERIAL CHANGES AND COMMITMENT AFFECTING FINANCIAL POSITION OF THE COMPANY

There are no material changes and commitments, affecting the financial position of the Company which has occurred between the end of the financial year of the Company i.e. March 31, 2015 and the date of the Directors' report i.e. 26th May, 2015.

CONSERVATION OF ENERGY, TECHNOLOGY ABSORPTION, FOREIGN EXCHANGE EARNINGS AND OUTGO

The information on conservation of energy, technology absorption, foreign exchange earnings and outgo stipulated under Section 134(3)(m) of the Companies Act, 2013 read with Rule, 8 of The Companies (Accounts) Rules, 2014, forms part of this report as "Annexure – C".

RISK MANAGEMENT POLICY

The Board formulated a suitable risk policy to take care of unique business models of your Company: Drug Discovery & Development Support Services (DDDSS) and CRAMS. Suven is an IP creating and protecting company, strictly adheres to and harmonise with the global patent regime. To ensure the security and confidentiality of client data, access to client data is restricted to the senior most team leader working on the respective project and observes strict standards of confidentiality by entering into an internal CDA. We believe that strict compliances to the non disclosure requirements insulate our company against risks relating to IPR infringement claims of our clients. In addition to these practices, your company regularly conducts safety and preventive audits in all plants and ensures that necessary safeguards are in place to protect the assets against all perils with appropriate insurance policies.

CORPORATE SOCIAL RESPONSIBILITY

In compliance with Section 135 of the Companies Act, 2013 read with the Companies (Corporate Social Responsibility

Suven_24-66_Pages_Kala 26 16/07/15 4:05 PM

Policy) Rules 2014, the Company has established Corporate Social Responsibility (CSR) Committee composed of Shri M. Gopala Krishna as Chairperson, Shri Venkateswarlu Jasti and Smt Sudha Rani Jasti as members. The committee is responsible for formulating and monitoring the CSR policy of the Company. Annual Report on CSR Activities forms part of this Report as "Annexure – D".

PERFORMANCE EVALUATION OF THE BOARD

Pursuant to the provisions of the Companies Act, 2013 and Clause 49 of the Listing Agreement, the Board has carried out an annual performance evaluation of its own performance, the directors individually as well as the evaluation of the working of its Committees. The manner in which the evaluation has been carried out has been explained in the Corporate Governance Report.

APPOINTMENTS/ RESIGNATIONS OF DIRECTORS OR KEY MANAGERIAL PERSONNEL

The Board of Directors had on the recommendations of Nomination and Remuneration Committee re-appointed Shri Venkateswarlu Jasti, Chairman & CEO and Smt Sudha Rani Jasti as Whole-time Director for a period of 5 years commencing from 1st November 2014. The Members of the Company had at the Extra Ordinary General Meeting held on 21st October 2014 approved the said re-appointments. The Board of Directors has on the recommendations of Nomination and Remuneration Committee and Audit Committee appointed Mr. P Subba Rao as Chief Financial Officer of the Company.

The Members in the 25th Annual General Meeting of the Company held on 12th August 2014 have appointed Dr M R Naidu, Dr K V Raghavan, Shri D G Prasad and Shri M Gopala Krishna as Independent Directors in accordance with the provisions of the Companies Act, 2013 for a period of 5 years with effect from April 1, 2014.

All Independent Directors have given declarations confirming that they meet the criteria of independence as laid down under Section 149(6) of the Companies Act, 2013 and Clause 49 of the Listing Agreement.

None of the Directors or Key Managerial Personnel has resigned during the year under review.

DIRECTORS RETIRING BY ROTATION

In accordance with the provisions of the Companies Act, 2013, Shri Venkateswarlu Jasti, Director retire by rotation at the ensuing Annual General Meeting and being eligible, offers himself for re-appointment.

The brief profile(s) of the director(s) seeking appointment/ re-appointment at the ensuing Annual General Meeting are presented in the Annual Report.

PUBLIC DEPOSITS

The Company has not accepted any public deposits and as such, no amount on account of principal or interest on public deposits was outstanding as on the date of the balance sheet.

INTERNAL FINANCIAL CONTROL SYSTEMS AND THEIR ADEQUACY

Your Company has laid down set of standards which enables to implement internal financial control across the organisation and ensure that the same are adequate and operating effectively (1) to provide reasonable assurances that: transactions are executed in conformity with generally accepted accounting principles/ standards or any other criteria applicable to such statements, (2) to maintain accountability for assets; access to assets is permitted only in accordance with management's general or specific authorisation and the maintenance of records that in reasonable detail accurately and fairly reflect the transactions and dispositions of the assets of the Company; and (3) Provide reasonable assurance regarding prevention or timely detection of unauthorised acquisition, use or disposition of the assets that could have a material effect on the financial statements.

VIGIL MECHANISM

The Company has put in place Whistle Blower Policy a vigil mechanism to deal with instance of fraud and mismanagement, if any. The details of the Whistle Blower Policy is explained in the Corporate Governance Report and also posted on the website of the Company

PARTICULARS OF EMPLOYEES AND REMUNERATION

The information required under Section 197(12) of the Act read with Rule 5 of The Companies (Appointment and Remuneration of Managerial Personnel) Rules, 2014, forms part of this report as "Annexure – E".

INVESTOR SERVICE

Your Company's share registry operations (physical as well

Suven_24-66_Pages_Kala 27 16/07/15 4:05 PM

as electronic form of holdings) will continue with Karvy Computershare Private Limited, Registrars and Transfer Agents. They can be contacted at Karvy Selenium, Tower B, Plot 31-32, Gachibowli, Financial District, Nanakramguda, Hyderabad - 500 032, Phone No. 040-6716 1565 Fax No. 040 -2300 1153 for any query relating to Shares.

The shares of the Company are listed on National Stock Exchange of India Limited (NSE) and BSE Limited (BSE)

REPORT ON CORPORATE GOVERNANCE

A detailed Report on Corporate Governance prepared in substantial compliance with the provisions of Listing Agreements with the Stock Exchanges together with the Auditors' Certificate regarding the compliance of conditions of corporate governance, forms part of Annual Report.

MANAGEMENT'S DISCUSSION AND ANALYSIS

Management's Discussion and Analysis Report for the year under review, as stipulated under Clause 49 of the Listing Agreement with the Stock Exchanges in India, is presented in a separate section forming part of the Annual Report.

AUDITORS

Statutory Auditors

Pursuant to the provisions of section 139 of the Companies Act, 2013 and the Rules framed thereunder the Company in its Annual General Meeting held on 12th August 2014 has appointed M/s. Karvy & Co., Chartered Accountants, as statutory auditors of the Company, from the conclusion of the 25th Annual General Meeting till the conclusion of the 28th Annual General Meeting to be held in the year 2017, subject to ratification of their appointment at every Annual General Meeting. The Auditors' Report does not contain any qualifications.

Cost Auditors

The Board has appointed M/s DZR & Co, Cost Accountants (Firm Registration No. 00173) as Cost Auditors for the financial year 2014-2015 to carry out the cost audit of Company's Records in respect of Bulk Drugs and Intermediates. However In terms of Cost (Records and Audit) Rules, 2014 dated 31st December 2014 issued by the Central Government, the requirement for Cost Audit is not applicable to the Company based on the export turnover criteria. Cost Audit Report for the financial year 2013-2014 was filed within the prescribed time limit

Secretarial Auditors

Pursuant to the provisions of Section 204 of the Companies Act, 2013 and The Companies (Appointment and Remuneration of Managerial Personnel) Rules, 2014, the Company has appointed M/s. dvmgopal & associates, a firm of Company Secretaries in Practice to undertake the Secretarial Audit of the Company. The Report of the Secretarial Audit Report forms part of this report as "Annexure – F". The Secretarial Audit Report does not contain any qualifications.

GENERAL

There is no change in the nature of business of the Company. There are no companies which have become or ceased to be its subsidiaries, joint ventures or associate companies during the year.

There are no significant material orders passed by the Regulators / Courts which would impact the going concern status of the Company and its future operations.

Your Directors further state that during the year under review, there were no cases filed pursuant to the Sexual Harassment of Women at Workplace (Prevention, Prohibition and Redressal) Act, 2013

ACKNOWLEDGEMENTS

Your Directors wish to place on record their gratitude to Shareholders for the confidence reposed by them and thank all the shareholders, customers, dealers, suppliers and other business associates for their contribution to your Company's growth. The Directors also wish to place on record their appreciation of the valuable services rendered by the executives, staff and workers of the Company.

Your Directors also thank the Central Government and State Government, the Financial Institutions and Banks for their support during the year and we look forward to its continuance.

On behalf of the Board of Directors

Venkateswarlu Jasti
Chairman & CEO
DIN: 00278028

Place: Hyderabad,
Date: May 26, 2015

Suven_24-66_Pages_Kala 28 16/07/15 4:05 PM

Annexure A to the
Board's Report

Form No. MGT-9
EXTRACT OF ANNUAL RETURN

[Pursuant to section 92(3) of the Companies Act, 2013 and rule 12(1) of the Companies (Management and Administration) Rules, 2014]

I. REGISTRATION AND OTHER DETAILS:

(i).	CIN	L24110TG1989PLC009713
(ii).	Registration Date	09/03/1989
(iii).	Name of the Company	SUVEN LIFE SCIENCES LIMITED
(iv).	Category / Sub-Category of the Company	Company limited by shares / Public company
(v).	Address of the Registered office and contact details	# 8-2-334, SDE Serene Chambers, 6th Floor, Avenue 7, Road No. 5, Banjara Hills, Hyderabad – 500 034, Telangana, India Tel: 91-40-2354 1142/ 3311
(vi).	Whether listed company	Yes
(vii).	Name, Address and Contact details of Registrar and Transfer Agent, if any	Karvy Computershare Pvt. Ltd. Karvy Selenium, Tower B, Plot 31-32, Gachibowli, Financial District, Nanakramguda, Hyderabad - 500 032 Ph: 91-40-6716 1565 Contact Persons: Ms. C Shobha Anand / Mr. US Singh

II. PRINCIPAL BUSINESS ACTIVITIES OF THE COMPANY

All the business activities contributing 10% or more of the total turnover of the Company shall be stated:-

Sl. No.	Name and Description of main products / services	NIC Code of the Product/ service	% to total turnover of the Company
1	Bulk Drugs and Intermediates	24231	91%

III. PARTICULARS OF HOLDING, SUBSIDIARY AND ASSOCIATE COMPANIES

Sl. No.	Name and address of the Company	CIN/GLN	holding/ subsidiary/ associate	% of shares held	Applicable Section
1	Jasti Property and Equity Holdings Private Limited* Plot No. 396, Road No. 22B Jubilee Hills, Hyderabad - 500 033 Telengana, India	U74900TG2015PTC097580	holding	59.44	2(46)

* In the capacity as sole trustee of the Jasti Family Trust.

Suven_24-66_Pages_Kala 29 16/07/15 4:05 PM

IV. SHARE HOLDING PATTERN (Equity Share Capital Breakup as percentage of Total Equity)

i) Category-wise Share Holding

Sl. No.	Category of Shareholders	No. of Shares held at the beginning of the year				No. of Shares held at the end of the year				% Change during the year
		Demat	Physical	Total	% of Total Shares	Demat	Physical	Total	% of Total Shares	
A.	PROMOTERS									
(1)	Indian									
(a)	Individual/HUF	75657576	0	75657576	64.76	5000	0	5000	0.00	(64.76)
(b)	Central Govt.	0	0	0	0.00	0	0	0	0.00	0.00
(c)	State Govt.(s)	0	0	0	0.00	0	0	0	0.00	0.00
(d)	Bodies Corp.	0	0	0	0.00	75652576	0	75652576	59.44	59.44
(e)	Banks / FI	0	0	0	0.00	0	0	0	0.00	0.00
(f)	Any Other....	0	0	0	0.00	0	0	0	0.00	0.00
	Sub-total (A)(1)	**75657576**	**0**	**75657576**	**64.76**	**75657576**	**0**	**75657576**	**59.44**	**(5.32)**
(2)	Foreign									
(a)	NRIs ¬Individuals	0	0	0	0.00	0	0	0	0.00	0.00
(b)	Other -Individuals	0	0	0	0.00	0	0	0	0.00	0.00
(c)	Bodies Corp.	0	0	0	0.00	0	0	0	0.00	0.00
(d)	Banks / FI	0	0	0	0.00	0	0	0	0.00	0.00
(e)	Any Other	0	0	0	0.00	0	0	0	0.00	0.00
	Sub-total(A)(2):	**0**	**0**	**0**	**0.00**	**0**	**0**	**0**	**0.00**	**0.00**
	Total shareholding of Promoter (A)= (A)(1)+ (A)(2)	**75657576**	**0**	**75657576**	**64.76**	**75657576**	**0**	**75657576**	**59.44**	**(5.32)**
B.	PUBLIC SHAREHOLDING									
(1)	Institutions									
(a)	Mutual Funds	600000	18000	618000	0.53	8463489	18000	8481489	6.66	6.13
(b)	Banks / FI	45211	0	45211	0.04	75661	0	75661	0.06	0.02
(c)	Central Govt.	0	0	0	0.00	0	0	0	0.00	0.00
(d)	State Govt.(s)	0	0	0	0.00	0	0	0	0.00	0.00
(e)	Venture Capital Funds	0	0	0	0.00	0	0	0	0.00	0.00
(f)	Insurance Companies	0	0	0	0.00	0	0	0	0.00	0.00
(g)	FIIs	1100515	0	1100515	0.94	2079505	0	2079505	1.63	0.69
(h)	Foreign Venture Capital Funds	0	0	0	0.00	0	0	0	0.00	0.00
(i)	Others (specify)	0	0	0	0.00	0	0	0	0.00	0.00
	Sub-total(B)(1):	**1745726**	**18000**	**1763726**	**1.51**	**10618655**	**18000**	**10636655**	**8.36**	**6.85**
(2)	Non-Institutions									
(a)	Bodies Corp.									
	(i). Indian	4445918	18000	4463918	3.82	6153629	18000	6171629	4.85	1.03
	(ii). Overseas	0	0	0	0.00	0	0	0	0.00	0.00
(b)	Individuals									

Suven_24-66_Pages_Kala 30 16/07/15 4:05 PM

Sl. No.	Category of Shareholders	No. of Shares held at the beginning of the year				No. of Shares held at the end of the year				% Change during the year
		Demat	Physical	Total	% of Total Shares	Demat	Physical	Total	% of Total Shares	
	(i). Individual shareholders holding nominal share capital upto Rs.1 lakh	24095290	1114045	25209335	21.58	24764563	955165	25719728	20.21	(1.37)
	(ii). Individual shareholders holding nominal share capital in excess of Rs.1 lakh	2136024	120000	2256024	1.93	2435793	120000	2555793	2.01	0.08
(c)	Others (specify)									
i)	Non Resident Indians	6956792	174200	7130992	6.10	5917886	112200	6030086	4.74	(1.36)
ii)	Clearing Members	347017	0	347017	0.30	511011	0	511011	0.40	0.10
iii)	Trusts	200	0	200	0.00	0	0	0	0.00	(0.00)
	Sub-total (B)(2):	37981241	1426245	39407486	33.73	39782882	1205365	40988247	32.20	(1.53)
	Total Public Shareholding (B)=(B)(1)+ (B)(2)	39726967	1444245	41171212	35.24	50401537	1223365	51624902	40.56	5.32
C.	Shares held by Custodian for GDRs & ADRs	0	0	0	0.00	0	0	0	0.00	0.00
	Grand Total (A+B+C)	115384543	1444245	116828788	100.00	126059113	1223365	127282478	100.00	0.00

(ii) Shareholding of Promoters

Sl. No.	Shareholder's Name	Shareholding at the beginning of the year			Shareholding at the end of the year			% change in Shareholding during the year
		No. of Shares	% of total Shares of the Company	% of Shares Pledged / encumbered to total shares	No. of Shares	% of total Shares of the Company	% of Shares Pledged / encumbered to total shares	
1.	Jasti Property and Equity Holdings Private Limited*	0	0.00	0.00	75652576 #	59.44	0.00	59.44
2.	Venkateswarlu Jasti	23000000	19.69	0.00	1000	0.00	0.00	(18.07)
3.	Sudha Rani Jasti	21000000	17.98	0.00	1000	0.00	0.00	(16.50)
4.	Sirisha Jasti	10550000	9.03	0.00	1000	0.00	0.00	(8.29)
5.	Madhavi Jasti	10550000	9.03	0.00	1000	0.00	0.00	(8.29)
6.	Kalyani Jasti	10550000	9.03	0.00	1000	0.00	0.00	(8.29)
7.	Subba Rao Jasti	7576	0.00	0.00	0	0.00	0.00	(0.00)
	Total	75657576	64.76	0.00	75657576	59.44	0.00	0.00

Inter-se transfer among Promoters. * In its capacity as sole trustee of the Jasti Family Trust.

Suven_24-66_Pages_Kala 31 16/07/15 4:05 PM

(iii) Change in Promoters' Shareholding (please specify, if there is no change)

Sl. No		Shareholding at the beginning of the year		Cumulative Shareholding during the year	
		No. of shares	% of total shares of the Company	No. of shares	% of total shares of the Company
1.	At the beginning of the year	75657576	64.76%	75657576	59.44%
2.	Date wise Increase / Decrease in Promoters Share holding during the year specifying the reasons for increase / decrease (e.g. allotment / transfer / bonus/ sweat equity etc):	Nil	Nil	Nil	Nil
3.	At the End of the year	75657576	64.76%	75657576	59.44%

* The shareholding of Promoters /Promoters' Group has not changed in absolute terms. The variation in terms of percentage is due to increase in paid up share capital of the Company on account of allotment of shares under QIP during the year ended March 31, 2015.

(iv). Shareholding Pattern of top ten Shareholders (other than Directors, Promoters and Holders of GDRs and ADRs)

Sl. No	Name of the Share Holder	Shareholding at the beginning / end of the Year		Date	Increase/ Decrease in share holding	Reason	Cumulative Shareholding during the Year	
		No. of Shares	% of total shares of the Company				No. of Shares	% of total shares of the Company
1	RAMBABU CHIRUMAMILLA	3796700	3.25	01/04/2014			3796700	3.25
				12/09/2014	-1186700	Transfer	2610000	2.23
				31/10/2014	542126	Transfer	3152126	2.70
				07/11/2014	200365	Transfer	3352491	2.87
				14/11/2014	-168303	Transfer	3184188	2.73
		3184188	2.50	31/03/2015			3184188	2.50
2	HDFC TRUSTEE COMPANY LIMITED - HDFC PRUDENCE FUND	0	0.00	01/04/2014			0	0.00
				12/12/2014	2090738	Transfer	2090738	1.64
				23/01/2015	278000	Transfer	2368738	1.86
		2368738	1.86	31/03/2015			2368738	1.86
3	SBI LIFE INSURANCE CO. LTD	0	0.00	01/04/2014			0	0.00
				12/12/2014	2352080	Transfer	2352080	1.85
				23/01/2015	55700	Transfer	2407780	1.89
				30/01/2015	13426	Transfer	2421206	1.90
				06/02/2015	-110000	Transfer	2311206	1.82
				13/02/2015	-15224	Transfer	2295982	1.80
				20/02/2015	-20000	Transfer	2275982	1.79
				27/02/2015	-15000	Transfer	2260982	1.78
				06/03/2015	-25000	Transfer	2235982	1.76
				13/03/2015	-12296	Transfer	2223686	1.75
				20/03/2015	-151426	Transfer	2072260	1.63

Suven_24-66_Pages_Kala 32 16/07/15 4:05 PM

Sl. No	Name of the Share Holder	Shareholding at the beginning / end of the Year		Date	Increase/ Decrease in share holding	Reason	Cumulative Shareholding during the Year	
		No. of Shares	% of total shares of the Company				No. of Shares	% of total shares of the Company
				27/03/2015	-113458	Transfer	1958802	1.54
				31/03/2015	-14708	Transfer	1944094	1.53
		1944094	1.53	31/03/2015			1944094	1.53
4	PARDHASARADHI U	668276	0.57	01/04/2014			668276	0.57
				16/01/2015	24000	Transfer	692276	0.54
				27/03/2015	-76276	Transfer	616000	0.48
		616000	0.48	31/03/2015			616000	0.48
5	SHIVANI T. TRIVEDI	26576	0.02	01/04/2014			26576	0.02
				02/05/2014	75000	Transfer	101576	0.09
				09/05/2014	6085	Transfer	107661	0.09
				16/05/2014	25000	Transfer	132661	0.11
				30/05/2014	50000	Transfer	182661	0.16
				13/06/2014	75000	Transfer	257661	0.22
				30/06/2014	50000	Transfer	307661	0.26
				18/07/2014	-238984	Transfer	68677	0.06
				25/07/2014	50000	Transfer	118677	0.10
				01/08/2014	42335	Transfer	161012	0.14
				15/08/2014	25000	Transfer	186012	0.16
				05/09/2014	400000	Transfer	586012	0.50
				06/02/2015	25000	Transfer	611012	0.48
		611012	0.48	31/03/2015			611012	0.48
6	MV SCIF MAURITIUS	0	0.00	01/04/2014			0	0.00
				20/06/2014	301044	Transfer	301044	0.26
				30/06/2014	580558	Transfer	881602	0.75
				04/07/2014	32916	Transfer	914518	0.78
				11/07/2014	-5486	Transfer	909032	0.78
				18/07/2014	-27445	Transfer	881587	0.75
				25/07/2014	27430	Transfer	909017	0.78
				08/08/2014	-21971	Transfer	887046	0.76
				15/08/2014	-32960	Transfer	854086	0.73
				22/08/2014	-38465	Transfer	815621	0.70
				30/09/2014	56459	Transfer	872080	0.75
				10/10/2014	-57455	Transfer	814625	0.70
				17/10/2014	-25536	Transfer	789089	0.68
				24/10/2014	-38364	Transfer	750725	0.64
				31/10/2014	-2146	Transfer	748579	0.64
				14/11/2014	4362	Transfer	752941	0.64
				21/11/2014	-2304	Transfer	750637	0.64
				05/12/2014	13172	Transfer	763809	0.65
				12/12/2014	6336	Transfer	770145	0.61

Suven_24-66_Pages_Kala 33 16/07/15 4:05 PM

Sl. No	Name of the Share Holder	Shareholding at the beginning / end of the Year		Date	Increase/ Decrease in share holding	Reason	Cumulative Shareholding during the Year	
		No. of Shares	% of total shares of the Company				No. of Shares	% of total shares of the Company
				19/12/2014	-18906	Transfer	751239	0.59
				31/12/2014	-153214	Transfer	598025	0.47
				02/01/2015	16474	Transfer	614499	0.48
				13/02/2015	15072	Transfer	629571	0.49
				27/03/2015	-26883	Transfer	602688	0.47
				31/03/2015	5078	Transfer	607766	0.48
		607766	0.48	31/03/2015			607766	0.48
7	IDFC EQUITY OPPORTUNITY - SERIES 1	600000	0.51	01/04/2014			600000	0.51
				30/09/2014	-310000	Transfer	290000	0.25
				03/10/2014	-106624	Transfer	183376	0.16
				10/10/2014	-183376	Transfer	0	0.00
				12/12/2014	5070040	Transfer	5070040	3.98
				06/02/2015	169000	Transfer	5239040	4.12
		5239040	4.12	31/03/2015			5239040	4.12
8	MORGAN STANLEY ASIA (SINGAPORE) PTE.	545116	0.47	01/04/2014			545116	0.47
				04/04/2014	84571	Transfer	629687	0.54
				11/04/2014	3206	Transfer	632893	0.54
				18/04/2014	2754	Transfer	635647	0.54
				02/05/2014	2416	Transfer	638063	0.55
				09/05/2014	-53342	Transfer	584721	0.50
				16/05/2014	-130853	Transfer	453868	0.39
				23/05/2014	-125539	Transfer	328329	0.28
				30/05/2014	-302068	Transfer	26261	0.02
				06/06/2014	-26261	Transfer	0	0.00
				21/11/2014	13367	Transfer	13367	0.01
				28/11/2014	49596	Transfer	62963	0.05
				05/12/2014	6645	Transfer	69608	0.06
				12/12/2014	40673	Transfer	110281	0.09
				19/12/2014	181174	Transfer	291455	0.23
				19/12/2014	-110281	Transfer	181174	0.14
				23/01/2015	-14110	Transfer	167064	0.13
				27/02/2015	15768	Transfer	182832	0.14
				27/03/2015	-15768	Transfer	167064	0.13
		167064	0.13	31/03/2015			167064	0.13
9	FINQUEST FINANCIAL SOLUTIONS PVT. LTD.	500000	0.43	01/04/2014			500000	0.43
				25/07/2014	-150000	Transfer	350000	0.30
				01/08/2014	-50000	Transfer	300000	0.26

Suven_24-66_Pages_Kala 34 16/07/15 4:05 PM

Sl. No	Name of the Share Holder	Shareholding at the beginning / end of the Year		Date	Increase/ Decrease in share holding	Reason	Cumulative Shareholding during the Year	
		No. of Shares	% of total shares of the Company				No. of Shares	% of total shares of the Company
				05/09/2014	-300000	Transfer	0	0.00
		0	0.00	31/03/2015			0	0.00
10	SUNDARAM MUTUAL FUND A/C SUNDARAM SMILE FUND	0	0.00	01/04/2014			0	0.00
				12/12/2014	470418	Transfer	470418	0.37
		470418	0.37	31/03/2015			470418	0.37
11	FINQUEST SECURITIES PVT. LTD. - CLIENT MARGIN A/C	450000	0.39	01/04/2014			450000	0.39
				01/08/2014	100000	Transfer	550000	0.47
				05/09/2014	-100000	Transfer	450000	0.39
				12/09/2014	167700	Transfer	617700	0.53
				12/09/2014	-167700	Transfer	450000	0.39
				27/03/2015	167700	Transfer	617700	0.49
				27/03/2015	-167700	Transfer	450000	0.35
		450000	0.35	31/03/2015			450000	0.35
12	V SATYA NARAYANA	437500	0.37	01/04/2014			437500	0.37
				09/05/2014	19925	Transfer	457425	0.39
				23/05/2014	8575	Transfer	466000	0.40
				30/05/2014	-6000	Transfer	460000	0.39
				06/06/2014	-90000	Transfer	370000	0.32
				13/06/2014	-10000	Transfer	360000	0.31
				30/06/2014	-90000	Transfer	270000	0.23
				07/11/2014	-45900	Transfer	224100	0.19
				28/11/2014	-23500	Transfer	200600	0.17
				05/12/2014	-90931	Transfer	109669	0.09
				19/12/2014	25000	Transfer	134669	0.11
				09/01/2015	6000	Transfer	140669	0.11
				16/01/2015	11325	Transfer	151994	0.12
				27/02/2015	-7000	Transfer	144994	0.11
				06/03/2015	-8000	Transfer	136994	0.11
				13/03/2015	-25000	Transfer	111994	0.09
				20/03/2015	-40994	Transfer	71000	0.06
		71000	0.06	31/03/2015			71000	0.06
13	MANI KUMARI U	418213	0.36	01/04/2014			418213	0.36
				07/11/2014	-99925	Transfer	318288	0.27
				14/11/2014	-318288	Transfer	0	0.00
				21/11/2014	244877	Transfer	244877	0.21
				28/11/2014	62576	Transfer	307453	0.26
				05/12/2014	153047	Transfer	460500	0.39
		460500	0.36	31/03/2015			460500	0.36

Suven_24-66_Pages_Kala 35 16/07/15 4:05 PM

(v). Shareholding of Directors and Key Managerial Personnel

Sl. No	Name of the Directors	Shareholding at the beginning of the year		Cumulative Shareholding during the year	
		No. of shares	% of total shares of the Company	No. of shares	% of total shares of the Company
	DR. M R NAIDU - Director				
1.	At the beginning of the year	9800	0.00	9800	0.00
2.	Date wise Increase / Decrease in Share holding during the year specifying the reasons for increase / decrease (e.g. allotment / transfer / bonus/ sweat equity etc):	Nil	Nil	Nil	Nil
3.	At the end of the year	9800	0.00	9800	0.00
	DR. K V RAGHAVAN - Director				
1.	At the beginning of the year	2000	0.00	2000	0.00
2.	Date wise Increase / Decrease in Shareholding during the year specifying the reasons for increase / decrease (e.g. allotment / transfer / bonus/ sweat equity etc):	Nil	Nil	Nil	Nil
3.	At the end of the year	2000	0.00	2000	0.00
	SHRI. D G PRASAD - Director				
1.	At the beginning of the year	0	0.00	0	0.00
2.	Date wise Increase / Decrease in Shareholding during the year specifying the reasons for increase / decrease (e.g. allotment / transfer / bonus/ sweat equity etc):	-	-	-	-
3.	At the end of the year	0	0.00	0	0.00
	PROF. SEYED E HASNAIN - Director				
1.	At the beginning of the year	0	0.00	0	0.00
2.	Date wise Increase / Decrease in Shareholding during the year specifying the reasons for increase / decrease (e.g. allotment / transfer / bonus/ sweat equity etc):	-	-	-	-
3.	At the end of the year	0	0.00	0	0.00
	SHRI M GOPALA KRISHNA - Director				
1.	At the beginning of the year	0	0.00	0	0.00
2.	Date wise Increase / Decrease in Share holding during the year specifying the reasons for increase / decrease (e.g. allotment / transfer / bonus/ sweat equity etc):	-	-	-	-
3.	At the end of the year	0	0.00	0	0.00

Suven_24-66_Pages_Kala 36 16/07/15 4:05 PM

Sl. No	Name of the KMP	Shareholding at the beginning of the year		Cumulative Shareholding during the year	
		No. of shares	% of total shares of the Company	No. of shares	% of total shares of the Company
1.	Mr. K HANUMANTHA RAO – Company Secretary				
	At the beginning of the year	20,000	0.02	20,000	0.02
	Transfer on 05/09/2014	-20,000	0.02	0	0.00
	At the end of the year	0	0.00	0	0.00
2 .	Mr. P SUBBA RAO - Chief Financial Officer				
	At the beginning of the year	55,675	0.04	55,675	0.04
	Nil	0	0.00	0	0.00
	At the end of the year	55,675	0.04	55,675	0.04

Suven_24-66_Pages_Kala 37 16/07/15 4:05 PM

V. INDEBTEDNESS

Indebtedness of the Company including interest outstanding/ accrued but not due for payment

(₹ in lakhs)

	Secured Loans excluding deposits	Unsecured Loans	Deposits	Total
Indebtedness at the beginning of the financial year				
(i). Principal Amount	8251.76	805.20	0	9056.96
(ii). Interest due but not paid	0	0	0	0
(iii). Interest accrued but not due	0	35.05	0	35.05
Total (i+ii+iii)	**8251.76**	**840.25**	**0**	**9092.01**
Change in Indebtedness during the financial year				
• Addition	4160.13	6.00	0	4166.12
• Reduction	2254.64	110.12	0	2364.76
Net Change	**1905.47**	**(104.12)**	**0**	**1801.36**
Indebtedness at the end of the financial year				
(i). Principal Amount	10121.21	730.13	0	10851.34
(ii). Interest due but not paid	0	0	0	0
(iii). Interest accrued but not due	36.03	6.00	0	42.03
Total (i+ii+iii)	**10157.23**	**736.13**	**0**	**10893.37**

VI. REMUNERATION OF DIRECTORS AND KEY MANAGERIAL PERSONNEL

A. Remuneration to Managing Director, Whole-time Directors and/or Manager:

(₹ in lakhs)

Sl. No.	Particulars of Remuneration	Name of MD & CEO	Name of WTD	Total Amount
		Venkateswarlu Jasti	Sudha Rani Jasti	
1.	Gross salary			
	(a) Salary as per provisions contained in section 17(1) of the Income-tax Act, 1961	145.00	69.00	214.00
	(b) Value of perquisites u/s 17(2) Income-tax Act, 1961	0	0	0
	(c) Profits in lieu of salary under section 17(3) Income-tax Act, 1961	0	0	0
2.	Stock Option	0	0	0
3.	Sweat Equity	0	0	0
4.	Commission			
	- as % of profit	207.80	103.90	311.70
	- Others, specify...	0	0	0
5.	Others, please specify – PF	17.40	8.28	25.68
	Total (A)	370.20	181.18	551.38
	Ceiling as per the Act			'Refer Note'

Note: In terms of the provisions of the Companies Act, 2013, the remuneration payable to MD & CEO and WTD shall not exceed 10% of the net profit of the Company. The remuneration paid to MD & CEO and WTD is well within the said limit.

Suven_24-66_Pages_Kala 38 16/07/15 4:05 PM

B. Remuneration To other directors

(₹ in lakhs)

Sl. No.	Particulars of Remuneration	Name of Directors				Total Amount
		DR. M R NAIDU	DR. K V RAGHAVAN	SHRI D G PRASAD	SHRI M GOPALA KRISHNA	
1.	Independent Directors					
	• Fee for attending board / committee meetings	0.81	1.11	1.40	0.70	4.02
	• Commission	-	-	-	-	-
	• Others, please specify	-	-	-	-	-
	Total (1)	**0.81**	**1.11**	**1.40**	**0.70**	**4.02**
2.	Other Non-Executive Directors	PROF. SEYED E HASNAIN				
	• Fee for attending board / committee meetings	0.55	-	-	-	0.55
	• Commission	-	-	-	-	-
	• Others, please specify	-	-	-	-	-
	Total (2)	**0.55**	**-**	**-**	**-**	**0.55**
	Total (B)=(1+2)	**1.36**	**1.11**	**1.40**	**0.70**	**4.57**
	Total Managerial Remuneration				**Total (A+B)**	**555.95**
	Overall Ceiling as per the Act					'Refer Note'

Note: In terms of the provisions of the Companies Act, 2013, the remuneration payable to Non-executive and Independent Directors shall not exceed 1% of the net profit of the Company. The Company is paying only sitting fee to all Non-executive and Independent Directors for attending Board/Committee meetings.

C. Remuneration to Key Managerial Personnel other than MD/ Manager/ WTD

(₹ in lakhs)

Sl. No.	Particulars of Remuneration	Key Managerial Personnel		
		Company Secretary	Chief Financial Officer	Total Amount
1.	Gross salary			
	(a) Salary as per provisions contained in section 17(1) of the Income-tax Act, 1961	12.23	15.62	27.85
	(b) Value of perquisites u/s 17(2) Income-tax Act, 1961	0.93	1.13	2.06
	(a) Profits in lieu of salary under section 17(3) Income-tax Act, 1961	0.00	0.00	0.00
2.	Stock Option	0.00	0.00	0.00
3.	Sweat Equity	0.00	0.00	0.00
4.	Commission			
	- as % of profit	0.00	0.00	0.00
	- Others, specify...	0.00	0.00	0.00
5.	Others, please specify	0.00	0.00	0.00
	Total	**13.16**	**16.75**	**29.91**

Suven_24-66_Pages_Kala 39 16/07/15 4:05 PM

VII. PENALTIES / PUNISHMENT/ COMPOUNDING OF OFFENCES:

Type	Section of the Companies Act	Brief Description	Details of Penalty / Punishment/ Compounding fees imposed	Authority [RD / NCLT/ COURT]	Appeal made, if any (give Details)
A. COMPANY					
Penalty	NIL	NA	NA	NA	NA
Punishment	NIL	NA	NA	NA	NA
Compounding	NIL	NA	NA	NA	NA
B. DIRECTORS					
Penalty	NIL	NA	NA	NA	NA
Punishment	NIL	NA	NA	NA	NA
Compounding	NIL	NA	NA	NA	NA
C. OTHER OFFICERS IN DEFAULT					
Penalty	NIL	NA	NA	NA	NA
Punishment	NIL	NA	NA	NA	NA
Compounding	NIL	NA	NA	NA	NA

On behalf of the Board of Directors

Venkateswarlu Jasti
Chairman & CEO
DIN: 00278028

Place: Hyderabad,
Date: May 26, 2015

Suven_24-66_Pages_Kala 40 16/07/15 4:05 PM

Annexure B to the Board's Report

Form No. AOC-2

(Pursuant to clause (h) of sub-section (3) of section 134 of the Act and Rule 8(2) of the Companies (Accounts) Rules, 2014)

Disclosure of particulars of contracts/ arrangements entered into by the Company with related parties referred to in sub-section (1) of section 188 of the Companies Act, 2013 including certain arm's length transactions under third proviso thereto

1. There are no contracts/ arrangements/ transactions entered into by the Company with related parties referred to in sub-section (1) of Section 188 of the Companies Act, 2013 which are not at arm's length basis.
2. The following are the contracts/arrangements/transactions entered into by the Company with related parties referred to in sub-section (1) of Section 188 of the Companies Act, 2013 which are at arm's length basis.

Name(s) of the related party and nature of relationship	Nature of contracts/ arrangements/ transactions	Duration of the contracts / arrangements/ transactions	Salient terms of the contracts or arrangements or transactions including the value, if any:	Date(s) of approval by the Board, if any:	Amount paid as advances, if any:
Ms Kalyani Jasti – daughter of Shri Venkateswarlu Jasti, Chairman and CEO and Smt Sudha Rani Jasti, Whole-time Director	Serving the Company as President (US Operations)	5 Years	Looks after US Operations, coordination with international customers and review of technical contracts of the Company.	22nd Sept, 2014	Monthly salary of 15000 USD being paid as approved by the members in EGM held on 21st October 2014. The Audit Committee also approved this transaction.
Ms Sirisha Jasti - daughter of Shri Venkateswarlu Jasti, Chairman and CEO and Smt Sudha Rani Jasti, Whole-time Director	Serving the Company as GM (HR & ADMN)	4 Years	Looks after HR and Administration activities of the Company.	26th May 2015	Monthly Salary of Rs.1,91,677/- being paid within the threshold limits prescribed under the Companies Act, 2013. The Audit Committee also approved this transaction.

On behalf of the Board of Directors

Venkateswarlu Jasti
Chairman & CEO
DIN: 00278028

Place: Hyderabad,
Date: May 26, 2015

Suven_24-66_Pages_Kala 41 16/07/15 4:05 PM

Annexure C to the Board's Report

CONSERVATION OF ENERGY, TECHNOLOGY ABSORPTION, FOREIGN EXCHANGE EARNINGS AND OUTGO

[Section 134(3)(m) of the Companies Act, 2013 read with Rule 8(3) of the Companies (Accounts) Rules, 2014]

(A) CONSERVATION OF ENERGY

(i) **the steps taken or impact on conservation of energy;**

1. Installation and use of multiple effect evaporators in place of single effect reactor system. This paves the way for the reduction of steam by 65% and saving of fuel i.e., coal 8 mts per day.
2. Installation and use of 33KV electrical transmission which reduces 4% of transmission and distribution losses.
3. Installation and utilisation of variable frequency drives thus paving the way for saving of 400kwh of electrical energy per day

(ii) **the steps taken by the Company for utilising alternate sources of energy;**

Nil

(iii) **the capital investment on energy conservation equipments;**

Invested Rs. 390 Lakhs

(B) TECHNOLOGY ABSORPTION

(i) **Efforts made towards technology absorption;**

Continuous improvements in existing processes, embarking on new chemistries and automation in process implementation and manufacturing and moving onto e-documentation are the some of the activities undertaken during the year.

(ii) **Benefits derived like product improvement, cost reduction, product development, import substitution;**

Continuous improvements in processes mainly resulted in reduction of environmental loads and new technologies brought in new business opportunities. Automation lead us to cut down handling losses and e-documentation lead us to better and easier quality assurance and validations.

Suven_24-66_Pages_Kala 42 16/07/15 4:05 PM

(iii) In case of imported technology (imported during the last 3 years reckoned from the beginning of the financial year).

a)	Technology imported	NIL
b)	Year of import	NA
c)	Whether the technology been fully absorbed	NA
d)	If not fully absorbed, areas where absorption has not taken place, and the reasons thereof.	NA

(iv) Expenditure incurred in the R&D centers and innovation centers of Suven during financial year 2014 -15 are given below

₹ in lakhs

Expenditure on R&D and Innovation		Year ended 31st March, 2015	Year ended 31st March, 2014
(a)	Capital	297.64	215.15
(b)	Recurring	5,596.26	4,794.80
(c)	Total R&D expenditure	5,893.90	5,009.95
(d)	Total R&D and innovation expenditure as a percentage of total turnover	11%	10%

(C) FOREIGN EXCHANGE EARNINGS AND OUTGO

The Foreign Exchange earned in terms of actual inflows during the year and the Foreign Exchange outgo during the year in terms of actual outflows. Please refer to Note No. 39 to 43 of Notes to Financial Statements.

On behalf of the Board of Directors

Venkateswarlu Jasti

Chairman & CEO

DIN: 00278028

Place: Hyderabad,

Date: May 26, 2015

Suven_24-66_Pages_Kala 43 16/07/15 4:05 PM

Annexure D to the
Board's Report

ANNUAL REPORT ON CORPORATE SOCIAL RESPONSIBILITY (CSR) ACTIVITIES

1. A brief outline of the Company's CSR policy, including overview of projects or programmes proposed to be undertaken and a reference to the web-link to the CSR policy and projects or programmes	CSR Policy is stated herein below: Weblink: http://suven.com/Pdf/CSR%20policy.pdf
2. Composition of the CSR Committee	Shri M Gopala Krishna – Chairman (Independent Director) Shri Venkateswarlu Jasti (Chairman & CEO) Smt. Sudha Rani Jasti (Whole-time Director)
3. Average net profit of the Company for last three financial years	8425.25 lakhs
4. Prescribed CSR Expenditure (two percent of the amount as in item 3 above):	168.51 lakhs
5. Details of CSR spend for the financial year (a) Total amount spent for the financial year: (b) Amount unspent, if any:	 77.67 lakhs 90.84 lakhs (Funds are earmarked. Projects are under implementation)

Suven_24-66_Pages_Kala 44 16/07/15 4:05 PM

(c) Manner in which the amount spent during the financial year is detailed below:

(₹ in lakhs)

Sr. No.	Projects / Activities	Sector	Projects or Programmes District and State	Amount Outlay (Budget) Project or Programs wise	Amount Spent on the project or programs	Cumulative Expenditure upto reporting period	Amount Spent: Direct/ through implementing agency.
1.	Educational Scholarship and Tuition Support	Literacy	Nalgonda, Ranga Reddy, Medak Districts & Hyderabad District (Telangana)	41.30	41.30	41.30	Direct and Rotary Club of Jubilee Hills – Charitable Trust.
2.	Providing safe drinking water to community, installing RO Plant, Maintenance and water supply	Drinking Water	Nalgonda District (Telangana)	15.30	15.37	15.37	Direct
3.	Preventive health care camps	Healthcare	Hyderabad District (Telangana)	21.00	21.00	21.00	Direct
	TOTAL				77.67		

Venkateswarlu Jasti
Chairman & CEO
DIN: 00278028

M. Gopalakrishna
Chairman – CSR Committee
DIN: 00088454

Place: Hyderabad,
Date: May 26, 2015

Brief contents of the CSR policy as approved by the Board

Our Company recognises that business enterprises are economic organs of society and part of society and draw on societal resources for their growth. We have a duty towards society and the communities and neighborhoods in whose vicinity we operate

The Company undertake the following CSR Projects/ programs in any of the following areas:

(a) Promoting preventive health care and sanitation and making available safe drinking water to the communities where SUVEN operates;
(b) Promoting education, including special education and employment enhancing vocational skills among children, literacy and digital literacy among women, elderly, and the differently abled and enhance livelihood opportunities through projects.
(c) Ensuring environmental sustainability, ecological balance, protection of flora and fauna, animal welfare, agro forestry, conservation of natural resources, promotion of art, culture and heritage sites and maintaining quality of soil, air and water.

Suven_24-66_Pages_Kala 45 16/07/15 4:05 PM

Annexure E to the Board's Report

Information required under Section 197 of the Companies Act, 2013 read with Rule 5 of the Companies (Appointment and Remuneration of Managerial Personnel) Rules, 2014

(i) **the ratio of the remuneration of each director to the median remuneration of the employees of the Company for the financial year;**

Sl. No.	Name of the Director	ratio of the remuneration to the median remuneration of the employees
1.	Shri Venkateswarlu Jasti – Chairman &CEO	11.41 :1
2.	Smt Sudharani Jasti – Whole-time Director	5.43 :1

Dr M R Naidu, Dr K V Raghavan, Shri D G Prasad, Shri M Gopala Krishna, Independent Directors and Prof Seyed E Hasnain, Non-executive Director were paid only sitting fees for attending the Board / Committee Meetings.

(ii) **the percentage increase in remuneration of each director, Chief Financial Officer, Chief Executive Officer, Company Secretary or Manager, if any, in the financial year;**

Sl. No.	Particulars	percentage increase in remuneration
1.	Chairman & CEO	Nil
2.	Whole-time Director	Nil
3.	Chief Financial Officer	16.67%
4.	Company Secretary	13.79%

Dr M R Naidu, Dr K V Raghavan, Shri D G Prasad, Shri M Gopala Krishna, Independent Directors and Prof Seyed E Hasnain, Non-executive Director were paid only sitting fees for attending the Board/ Committee Meetings.

(iii) **the percentage increase in the median remuneration of employees in the financial year;**

14.82%

(iv) **the number of permanent employees on the rolls of company;**

There were 881 permanent employees as on 31st March 2015

(v) **the explanation on the relationship between average increase in remuneration and company performance;**

Factors considered while recommending increase in remuneration:

(a) Cost of Living
(b) Individual performance
(c) Company's performance, etc.

Suven_24-66_Pages_Kala 46 16/07/15 4:05 PM

(vi) comparison of the remuneration of the Key Managerial Personnel against the performance of the Company;

For the financial year ended 31st March, 2015, the remuneration paid to all KMPs aggregate to approximately 3.26% of the Net Profit. The Net Profit was Rs. 15,750.52 lakhs where as remuneration paid to all KMPs aggregate to approximately 2.59% of the previous year Rs. 20,779.89 lakhs.

(vii) variations in the market capitalisation of the Company, price earnings ratio as at the closing date of the current financial year and previous financial year and percentage increase over decrease in the market quotations of the shares of the Company in comparison to the rate at which the Company came out with the last public offer in case of listed companies, and in case of unlisted companies, the variations in the net worth of the Company as at the close of the current financial year and previous financial year;

Sl. No.	Particular	As at 31st March, 2015		As at 31st March, 2014	
		BSE	NSE	BSE	NSE
1.	The market capitalisation of the Company	3669.55 Crores	3653.64 Crores	840.00 Crores	840.58 Crores
2.	price earnings ratio	31.89	31.75	5.83	5.83
3.	an increase of 337% during the year under review				

The Company had come out with initial public offer (IPO) in 1995 at the price of Rs. 50/- per equity share (including Rs. 40/- towards the share premium). As on 31st March, 2015 the market quotation of the Company share price (closing price) is as follows:

- BSE Limited: Rs. 288.30
- National Stock Exchange of India Ltd: Rs. 287.05

(viii) average percentile increase already made in the salaries of employees other than the managerial personnel in the last financial year and its comparison with the percentile increase in the managerial remuneration and justification thereof and point out if there are any exceptional circumstances for increase in the managerial remuneration;

Average percentage increase made in the salaries of employees other than the managerial personnel in the last financial year was 14.82. Whereas the remuneration of managerial personnel was decreased by 6.05% for the same financial year.

(ix) comparison of the each remuneration of the Key Managerial Personnel against the performance of the Company;

The comparison of remuneration of each of the Key Managerial Personnel against the performance of the Company is as under:

Sl. No.	Particulars	% of net profit for the FY 2014-15
1.	Chairman &CEO	2.03%
2.	Whole-time Director	0.99%
3.	Chief Financial Officer	0.13%
4.	Company Secretary	0.10%

(x). the key parameters for any variable component of remuneration availed by the directors;

Commission payable to the managerial personnel is linked to the net profits of the Company as per terms of appointment of the managerial personnel.

(xi). the ratio of the remuneration of the highest paid director to that of the employees who are not directors but receive remuneration in excess of the highest paid director during the year; Nil

(xii) Affirmation that the remuneration is as per the remuneration policy of the Company. Yes

Suven_24-66_Pages_Kala 47 16/07/15 4:05 PM

Statement of particulars of employees pursuant to the provision of Sec 197(12) of the Companies Act, 2013 read with Rule 5(2) & 5(3) of the Companies (Appointment and Remuneration of Managerial Personnel) Rules, 2014 as amended.

Name of the employee	The age of employee	Designation of the employee	Gross remuneration received (rs. In lakhs)	Nature of employment, whether contractual or otherwise	Qualifications of the employee	Experience of the employee	Date of commencement of employment	The last employment held by such employee before joining the Company
Shri Venkateswarlu Jasti	66 years	Chairman & CEO	370.20	Regular	M. Pharma; M.S. (Indus. Pharmacy)	41 years	09-03-1989	Business in USA
Smt Sudha Rani Jasti	61 years	Whole-time Director	181.18	Regular	B. Sc	34 years	09-03-1989	Business in USA
Dr. NVS Ramakrishna	53 years	Vice President (Discovery Research)	136.50	Regular	M. Sc., Ph. D	26 years	04-03-2002	Zydus Cadila
Dr. C Rajendiran	54 years	Vice President (R&D)	62.00	Regular	M. Sc., Ph. D	24 years	21-01-2002	Sun Pharmaceuticals Industries Ltd

None of the employee is related to the Directors except Shri Venkateswarlu Jasti who is spouse of Smt Sudha Rani Jasti.

On behalf of the Board of Directors

Venkateswarlu Jasti

Chairman & CEO

DIN: 00278028

Place: Hyderabad,

Date: May 26, 2015

Suven_24-66_Pages_Kala 48 16/07/15 4:05 PM

Annexure F to the Board's Report

Form MR-3
SECRETARIAL AUDIT REPORT

(For the financial year ended 31st March, 2015)
[Pursuant to Section 204(1) of the Companies Act, 2013 and Rule No. 9 of the Companies (Appointment and Remuneration of Managerial Personnel) Rules, 2014]

To
The Members of
M/s. Suven Life Sciences Limited
Hyderabad

We have conducted the secretarial audit of the compliance of applicable statutory provisions and the adherence to good corporate practices by **M/s. Suven Life Sciences Limited** (hereinafter called the Company). Secretarial Audit was conducted in a manner that provided us a reasonable basis for evaluating the corporate conducts/statutory compliances and expressing our opinion thereon.

Based on our verification of the books, papers, minute books, forms and returns filed and other records maintained by the Company and also the information provided by the Company, its officers, agents and authorised representatives during the conduct of secretarial audit, we hereby report that in our opinion, the Company has, during the audit period ended on 31st March 2015, complied with the statutory provisions listed hereunder and also that the Company has proper Board-processes and compliance-mechanism in place to the extent, in the manner and subject to the reporting made hereinafter:

The Company is engaged in the business of design, manufacture and supply of bulk activities, drug intermediaries and fine chemicals etc.

We have examined the books, papers, minute books, forms and returns filed and other records maintained by the Company for the period ended on 31st March 2015 according to the provisions of:

(i). The Companies Act, 2013 (the Act) and the Rules made thereunder;

(ii). The Securities Contracts (Regulation) Act, 1956 ('SCRA') and the Rules made thereunder;

(iii). The Depositories Act, 1996 and the Regulations and Bye-laws framed thereunder;

(iv). Foreign Exchange Management Act, 1999 and the Rules and Regulations made thereunder to the extent of Foreign Direct Investment, Overseas Direct Investment and External Commercial Borrowings;

(v). The following Regulations and Guidelines prescribed under the Securities and Exchange Board of India Act, 1992 ('SEBI Act') to the extent applicable to the Company :-

(a). The Securities and Exchange Board of India (Substantial Acquisition of Shares and Takeovers) Regulations, 2011;

Suven_24-66_Pages_Kala 49 16/07/15 4:05 PM

(b). The Securities and Exchange Board of India (Prohibition of Insider Trading) Regulations, 1992;

(c). The Securities and Exchange Board of India (Issue of Capital and Disclosure Requirements) Regulations, 2009;

(d). The Securities and Exchange Board of India (Employee Stock Option Scheme and Employee Stock Purchase Scheme) Guidelines, 1999

(e). The Securities and Exchange Board of India (Registrars to an Issue and Share Transfer Agents) Regulations, 1993 regarding the Companies Act and dealing with client;

(f). The Securities and Exchange Board of India (Delisting of Equity Shares) Regulations, 2009; and

(g). The Securities and Exchange Board of India (Buyback of Securities) Regulations, 1998;

(h). The Listing Agreements entered into by the Company with the BSE Limited, National Stock Exchange of India Limited.

(i). The Memorandum and Articles of Association.

(vi). The following are the Industry Specific Acts applicable to the Company:

(a). Drugs and Cosmetics Act, 1940

(b). Narcotic Drugs and Psychotropic Substances, 1985

(c). Explosives Act, 1884

(d). Inflammable Substances Act, 1952

(e). Poisons Act, 1919

(f). Air (Pretension and control of pollution) Act, 1981

(g). Water (Pretension and control of pollution) Act, 1974

(h). Indian Boilers Act, 1923

(vii). The following are the Labour Laws applicable to the Company:

(a). Factories Act, 1948

(b). Payment of Wages Act, 1936

(c). Payment of Gratuity Act, 1972

(d). Payment of Bonus Act, 1965

(e). Employees Provident Fund and Miscellaneous Provisions Act 1952

(f). Employees State Insurance Act

(g). The Employees Exchanges (Compulsory notification of vacancies) Act, 1959

(h). The Contract Labour (Regularisation and Abolition) Act, 1970

(i). The Maternity Benefits Act, 1961

(j). AP Shops and Establishment Act, 1988.

We further report that

(a). The Company has, in our opinion, complied with the provisions of the Companies Act, 2013 and the Rules made under that Act and notified by Ministry of Corporate Affairs and the Memorandum and Articles of Association of the Company,

(b). The Company has complied with the provisions of the Securities Contracts (Regulation) Act, 1956 and the Rules made under that Act, with regard to maintenance of minimum public shareholding.

(c). The Company has complied with the provisions of the Depositories Act, 1996 and the Byelaws framed thereunder by the Depositories with regard to dematerialisation / re-materialisation of securities and reconciliation of records of dematerialised securities with all securities issued by the Company.

(d). The Company has complied with the provisions of the FEMA, 1999 and the Rules and Regulations made under that Act, to the extent it is applicable.

(e). The Company has complied with the requirements under the Equity Listing Agreements entered into with BSE Limited, NSE Limited.

We further report that:

(a). The Company has complied with the provisions of the Securities and Exchange Board of India (Substantial Acquisition of Shares and Takeovers) Regulations, 2011 including the provisions with regard to disclosures and maintenance of records required under the said Regulations;

(b). The Company has complied with the provisions of the Securities and Exchange Board of India (Prohibition of Insider Trading) Regulations, 1992 including the provisions with regard to disclosures and maintenance of records required under the said Regulations;

(c). The Company has complied with the provisions of the Securities and Exchange Board of India (Employee Stock Option Scheme and Employee Stock Purchase Scheme)

Suven_24-66_Pages_Kala 50 16/07/15 4:05 PM

Guidelines, 1999 including the provisions with regard to disclosures and maintenance of records required under the said Regulations;

(d). The Company has not bought back equity shares of the Company, during the period; therefore, the compliance of the provisions of the Securities and Exchange Board of India (Buyback of Securities) Regulations, 1998; does not arise.

(e). The Company has not delisted any of its securities, during the period, therefore, the compliance of the Securities and Exchange Board of India (Delisting of Equity Shares) Regulations, 2009; does not arise.

(f). Since Secretarial Standards issued by Institute of Company Secretaries of India (ICSI) are yet to be notified by the Ministry of Corporate Affairs, therefore, we have not commented on the same.

We further report that:

(a). The Board of Directors of the Company is duly constituted with proper balance of Executive Directors, Non-Executive Directors and Independent Directors. The changes in the composition of the Board of Directors that took place during the period under review were carried out in compliance with the provisions of the Act.

(b). Adequate notice is given to all directors to schedule the Board Meetings. Agenda and detailed notes on agenda were sent at least seven days in advance, and a system exists for seeking and obtaining further information and clarifications on the agenda items before the meeting and for meaningful participation at the meeting.

(c). Decisions at the Board Meetings, as represented by the management, were taken unanimously.

(d). The Company has obtained all necessary approvals under the various provisions of the Act;

(e). There was no prosecution initiated and no fines or penalties imposed during the year under review under the Act, SEBI Act, SCRA, Depositories Act, Listing Agreement and Rules, Regulations and Guidelines framed under these Acts against / on the Company, its Directors and Officers.

(f). The Directors have complied with the disclosure requirements in respect of their eligibility of appointment, their being independent and compliance with the Code of Business Conduct & Ethics for Directors and Management Personnel;

With reference to the compliance of Industry Specific Acts of the Company, we relied upon Compliance Certificates issued by the Company Secretary to the Board of Directors and also Compliance Certificates issued by the respective Department Heads. Our report of compliance would be limited to their reporting and subject to the observations and comments made by them in their report, if any.

With reference to the compliance of the Labour and Financial Laws, we relied upon Compliance Certificates issued by the Company Secretary to the Board of Directors and also Compliance Certificates issued by the respective Department Heads and also report of Statutory and Internal Auditors. Our report of compliance would be limited to their reporting and subject to the observations and comments made by them in their report, if any.

Based on the information received and records maintained, there are adequate systems and processes in the Company commensurate with the size and operations of the Company to monitor and ensure compliance with applicable laws, rules, regulations and guidelines.

During the audit period, there were no specific events / actions having a major bearing on the Company's affairs in pursuance of the above referred laws, rules, regulations, guidelines, standards, etc. as referred to above.

For dvmgopal & associates
Company Secretaries

DVM Gopal
Proprietor
M No: F6280
CP No: 6798

Place: Hyderabad
Date: 26th May 2015

Suven_24-66_Pages_Kala 51 16/07/15 4:05 PM

Annexure to the Board's Report

Statement as at 31st March, 2015, pursuant to Clause 12 (Disclosure in the Directors' Report) of the Securities and Exchange Board of India (Employee Stock Option Scheme and Employee Stock Purchase Scheme) Guidelines, 1999 in respect of Options granted under the Company's Employee Stock Option Schemes.

Sl. No.	Description	2004 Plan
(a)	Options granted	48,00,000
(b)	The pricing formula	At Market price; as per SEBI pricing formula
(c)	Options vested	48,00,000
(d)	Options exercised	17,45,538
(e)	The total number of shares arising as a result of exercise of option	17,45,538
(f)	Options lapsed	23,54,462
(g)	Variation of terms of options	NIL
(h)	Money realised by exercise of options	Rs 3,74,50,470/-
(i)	Total number of options in force	7,00,000
(j)	i) Employee wise details of options granted to senior managerial personnel during the year.	NIL
	ii) Any other employee who receives a grant in any one year of option amounting to 5% or more of option granted during that year.	NIL
	iii) Identified employees who were granted option, during any one year, equal to or exceeding 1% of the issued capital (excluding outstanding warrants and conversions) of the Company at the time of grant;	NIL
(k)	Diluted Earnings Per Share (EPS) pursuant to issue of shares on Exercise of option calculated in accordance with [Accounting Standard (AS) 20 'Earnings Per Share'].	Rs 9.04

Suven_24-66_Pages_Kala 52 16/07/15 4:05 PM

(l)	Where the Company has calculated the employee compensation cost using the intrinsic value of the stock options, the difference between the employee compensation cost so computed and the employee Compensation cost that shall have been recognised if it had used the fair value of the options shall be disclosed. The impact of this difference on Profits and on EPS of the Company shall also be disclosed.		The Company has used the intrinsic value method to compute the employee compensation cost on account of ESOP in the financial year 2014-15. Had the Company used the fair value method, the ESOP cost in the financial year would have been Rs 3,07,59,915 and net profit would have reduced by this amount. The EPS (in Rs) would have been 8.30
(m)	Weighted-average exercise prices and weighted-average fair values of options shall be disclosed separately for options whose exercise price either equals or exceeds or is less than the market price of the stock.		Number of outstanding options as on March 31, 2015 were - 700,000. The weighted average exercise price of the outstanding options as on March 31, 2015 was Rs 25.28 and the weighted average fair value of the outstanding options as on March 31, 2015 was Rs 20.67
(n)	A description of the method and significant assumptions used during the year to estimate the fair values of options, including the following weighted-average information:		The Company has opted to use the Intrinsic value method for accounting of compensation cost arising out of ESOP. However for disclosures in Para (l) above the following assumptions have been made
	i)	risk-free interest rate,	6.5%
	ii)	expected life,	48 months
	iii)	expected volatility,	50%
	iv)	expected dividends, and	1.33%
	v)	The price of the underlying share in market at the time of option grant.	Date of Grant / Market Price Rs
			18-09-2004 / 74.85
			30-07-2005 / 88.65
			29-04-2006 / 82.45
			30-09-2006 / 101.15
			03-05-2007 / 41.00
			28-01-2008 / 36.40
			12-07-2010 / 29.75
			30-05-2011 / 22.30

Suven_24-66_Pages_Kala 53 16/07/15 4:05 PM

Report on Corporate Governance

I. STATEMENT ON COMPANY'S PHILOSOPHY ON CODE OF GOVERNANCE

Your Company firmly believes that good corporate governance practices are ingredients for the balanced development of an organisation which would not only maximise the shareholder's value but also contributed to sustained and long lasting development of the organisation. The Board of Directors believes in ethical values and high moral standards in achieving the highest standards of corporate governance. All the SUVEN activities are carried out in accordance with good corporate practices and the Company is constantly striving to better them and adopt the best practices.

Simultaneously, in keeping with best practices, your Company committed to provide full spectrum of quality services and products in Drug Discovery and Development Services (DDDSS) and Contract Research and Manufacturing Services (CRAMS) by fulfilling customer's satisfaction.

II. BOARD OF DIRECTORS

Composition of Board

The Board represents an optimum mix of professionalism, knowledge and experience. As on March 31, 2015, we had a total strength of seven (7) Directors on the Board, comprising of: two (2) Executive Directors, one (1) Non-executive Director (i.e. 40%) and four (4) Non-Executive and Independent Directors (i.e. 60%). The Company immensely benefits from the professional expertise of the Independent Directors. The Board has an adequate combination of Executive Directors, Non-Executive and Independent Directors.

None of the Directors on the Board are Members of more than ten Committees or Chairman of more than five Committees across all the public companies in which they are Directors. Necessary disclosures regarding Committee positions in other public companies as on March 31, 2015 have been made by the Directors.

Key information pertaining to Directors as on 31st March, 2015

Name of the Director	Category	Directorship in other Public Companies	No. of Committee positions held in all companies as Chairman	No. of Committee positions held in all companies as Member	No. of Board Meetings held/ attended	Attendance at the last AGM held on August 12, 2014
Shri Venkateswarlu Jasti	Chairman & CEO Promoter	-	-	-	5/5	Yes
Smt Sudha Rani Jasti	Whole-time Director Promoter	-	-	1	5/5	Yes
Dr M R Naidu	Independent Non-Executive Director	-	-	2	5/3	No
Dr K V Raghavan	Independent Non-Executive Director	1	1	1	5/4	No
Shri D G Prasad	Independent Non-Executive Director	4	1	3	5/5	Yes
Prof Seyed E Hasnain	Non-Executive Director	1	-	-	5/3	Yes
Shri M Gopala Krishna	Independent Non-Executive Director	8	2	4	5/3	Yes

Suven_24-66_Pages_Kala 54 16/07/15 4:05 PM

Board Meetings

The Board met five times in the Financial Year 2014–15, on 22nd May 2014, 12th August 2014, 22nd September, 2014, 14th November 2014 and 10th February 2015.

None of the Directors is related to other Directors, except Shri Venkateswarlu Jasti who is spouse of Smt. Sudha Rani Jasti

The time gap between any two meetings did not exceed four months as per the requirements of clause 49 of the Listing agreement and the required information was suitably placed before the board meetings. The details relating to financial and commercial transactions where directors may have a potential interest, if any, were provided to the Board and interested directors abstained from the proceedings.

Board Committees

The Board has constituted various committees of directors to take informed decisions in the best interest of the Company. These committees monitor the activities falling within their terms of reference. Some of the committees of the Board were renamed to align with the provisions of the Companies Act, 2013 and Listing Agreement.

III. AUDIT COMMITTEE

Composition and terms of reference

The present Audit Committee comprises of all Independent Directors. All of whom possess accounting and financial management expertise / exposure.

The terms of reference to the Audit Committee given by the Board are as per Clause 49 as amended from time to time. The Committee reviews the following information:

- Management discussion and analysis of the financial condition and results of operations,
- Statement of significant related party transactions (as defined by the Audit Committee), submitted by management,
- Management letters/letters of internal control weaknesses issues by the statutory auditors,
- Internal audit reports relating to internal control weaknesses and
- The appointment, removal and terms of remuneration of the Chief internal auditor shall be subject to review by the Audit Committee

The entire internal audit process has been reviewed by the Committee and Internal Auditors role induced with requisite adequacy.

The composition of the Audit Committee is as follows

Name of Directors & Designation	Category of Director	No. of Meetings	
		Held	Attended
Shri D G Prasad – Chairman	Independent & Non-Executive Director	5	5
Dr M R Naidu – Member	Independent & Non-Executive Director	5	3
Dr K V Raghavan – Member	Independent & Non-Executive Director	5	4
Shri M Gopala Krishna – Member	Independent & Non-Executive Director	5	3

In addition to the members of the audit committee, these meetings are attended by the Heads of Accounts & Finance, Internal Auditors and Statutory Auditors of the Company and the Company Secretary acts as the Secretary of the Audit Committee.

The Chairman of the Audit Committee Shri D G Prasad attended the annual general meeting (AGM) held on 12th August, 2014.

Meetings held during the year

During the year Audit Committee met five times on 22nd May 2014, 12th August 2014, 22nd September, 2014, 14th November 2014 and 10th February 2015. The attendance of the Committee Members was presented in the above table.

IV. NOMINATION AND REMUNERATION COMMITTEE

The present Nomination and Remuneration Committee comprises of Independent and Non-executive Directors. The terms of reference of the Committee cover evaluation of compensation and benefits payable to executive directors under the provisions of the Companies Act, 2013 and to recommend the same to the Board.

Suven_24-66_Pages_Kala 55 16/07/15 4:05 PM

The composition of the Nomination and Remuneration Committee is as follows

Name of Directors & Designation	Category of Director	No. of Meetings	
		Held	Attended
Dr K V Raghavan – Chairman	Independent & Non-executive Director	2	2
Dr M R Naidu – Member	Independent & Non-executive Director	2	2
Shri D G Prasad – Member	Independent & Non-executive Director	2	2
Prof Seyed E Hasnain – Member	Non-executive Director	2	1

During the year Nomination and Remuneration Committee met 2 times on 22nd September, 2014 and 10th February 2015. The attendance of the Committee Members was presented in the above table.

Remuneretion Policy for selection and appointment of directors / senior management and their remuneration

The Nomination and Remuneration (N&R) Committee has adopted a policy which, inter alia, deals with the manner of selection of all Directors and Senior management personnel and their remuneration as under: Policy enables the management to engage HR consultants whenever external advise needed in this behalf.

Criteria of selection of all categories of Directors and Senior Management Personnel

- The incumbent must be a graduate or above with ability to understand the Board procedures and having rudimentary knowledge over financial statements.
- Must possess reasonable experience at the Board/ senior management level.
- Must have ethical behavior and willingness to comply with all applicable statutory requirements like declaring their interests in the companies/ entities, following the requirements of Board procedures, attending Board/ Committee meetings and active participation in all matters placed before the Board.
- Must be able to exercise independent judgment over the matters reported to the Board.
- As a matter of general practice the Non Executive Directors shall be entitled to receive remuneration by way of sitting fees, reimbursement of expenses for participation in the Board / Committee meetings.

  The Nomination and Remuneration Committee will review and establish the level of remuneration for non-executive directors. Director remuneration is to be set at a level commensurate with comparable companies and to attract the best candidates for the board
- Where necessary recommend to the Board for an increase in the remuneration of non-executive directors subject to provisions of Companies Act, 2013.
- The Committee may review and give a guidance note on all salary increases and bonus payments for all direct reports to the CEO in line with the industry standards.

  The Committee may review and give a general guidance note on the quantum of salary increases and bonus payments for all other staff in line with the industry standards

Performance evaluation

Pursuant to the provisions of the Companies Act, 2013 and Clause 49 of the Listing Agreement, the Board has carried out the annual performance evaluation of its own performance and of the independent directors on parameters such as level of engagement, contribution, independence of judgement, safeguarding the interest of the Company and its minority shareholders etc. The performance evaluation of the Chairman and the Non Independent Directors was carried out by the Independent Directors. The Directors expressed their satisfaction with the evaluation process as well as the evaluation of the working of its Committees, information needs of the Board, execution and performance of specific duties, obligations and governance.

Suven_24-66_Pages_Kala 56 16/07/15 4:05 PM

Remuneration paid to the Executive Directors and sitting fees paid to Non-Executive Directors during 2014-2015 is as under:

Executive Directors

(₹ In Lakhs)

Name of the Director	Salary & Allowances	Commission	Contribution to Provident Fund	Perquisites	Total
Shri Venkateswarlu Jasti	145.00	157.51	17.40	Nil	319.91
Chairman & CEO					
Smt Sudha Rani Jasti	69.00	78.75	8.28	Nil	156.03
Whole-time Director					

Non-Executive Directors

Name of the Director	Sitting fee* (Rs)	No. of shares held as on 31st March 2015
Dr M R Naidu	81000.00	9,800
Dr K V Raghavan	111000.00	2,000
Shri D G Prasad	140000.00	NIL
Prof Seyed E Hasnain	55000.00	NIL
Shri M Gopala Krishna	70000.00	NIL

* Net of taxes.

V. I. STAKEHOLDERS' RELATIONSHIP COMMITTEE

In compliance with the provisions of Section 178 of the Companies Act, 2013 and the Listing Agreement, the Board has renamed the existing "Shareholders'/ Investors' Grievance Committee" as the "Stakeholders' Relationship Committee".

Stakeholders Relationship Committee of Directors reviews the following:

Expeditious redressal of investor's grievances, Transfer of shares, Dematerialisation/ Re-materialisation, Non receipt of Annual Reports and declared dividend, all other matters related to shares

The Constitution of Stakeholders' Relationship Committee is as follows:

Name of the Director	Category of Director	No. of Meetings	
		Held	Attended
Dr. K V Raghavan – Chairman	Independent & Non-executive Director	3	3
Dr. M R Naidu – Member	Independent & Non-executive Director	3	2
Smt. Sudha Rani Jasti – Member	Executive Director	3	3

Name and Address of Compliance Officer

CS K. HANUMANTHA RAO

Company Secretary & Compliance Officer

Suven Life Sciences Limited

SDE Serene Chambers, 6th Floor, Road No. 5,

Avenue 7, Banjara Hills, Hyderabad – 500 034

CIN: L24110TG1989PLC009713

Tel: +91 40-2354 1142/ 3311, Fax: +91 40-2354 1152

Details of complaints/requests received and redressed

During the year 2014-2015, 239 complaints were received pertaining to the dividends, annual reports, change of bank/ address details and split shares etc. from shareholders and the complaints have been resolved to the satisfaction of the Complainants. As on 31/03/2015 there were no complaints pending to be resolved.

Suven_24-66_Pages_Kala 57 16/07/15 4:05 PM

II. SHARE TRANSFERS COMMITTEE

To ensure quicker investor services and expeditious disposal of the share transfer approvals, this Committee has been constituted with the following members of the Board.

Shri Venkateswarlu Jasti, Chairman & CEO is heading the Committee and

Smt. Sudha Rani Jasti, Whole-time Director is a member

The Committee meets as and when the memorandum of transfers date is intimated by the Karvy Computershare Pvt. Ltd. (Registrars and Transfer Agents) and accords its approvals accordingly.

The Committee met 7 times during the financial year 2014-15.

VI. CORPORATE SOCIAL RESPONSIBILITY (CSR) COMMITTEE

The terms of reference of the Corporate Social Responsibility Committee (CSR) broadly comprises:

To review the existing CSR Policy and to make it more comprehensive so as to indicate the activities to be undertaken by the Company as specified in Schedule VII of the Companies Act, 2013;

To provide guidance on various CSR activities to be undertaken by the Company and to monitor its progress

The composition of the Corporate Social Responsibility Committee and the details of Members' participation at the Meeting of the Committee held on 14th May, 2014 are as under:

Name of the Director	Category of Director	No. of Meetings	
		Held	Attended
Shri M Gopala Krishna – Chairman	Independent & Non-executive Director	1	1
Shri Venkateswarlu Jasti – Member	Executive Director	1	1
Smt. Sudha Rani Jasti – Member	Executive Director	1	-

VII. ESOP COMPENSATION COMMITTEE

The Committee has been authorised to frame suitable policies and systems to ensure that there is no violation, by an employee of any applicable laws in India including, The Securities and Exchange Board of India (Insider Trading) Regulations 1992; and perform such functions required to be performed by the Compensation Committee under the SEBI Employee Stock Option Scheme and Employee Stock Purchase Scheme Guidelines, 1999.

ESOP Compensation Committee composed of Dr. M R Naidu as Chairman, Dr. K V Raghavan as Member and Shri Venkateswarlu Jasti as Member of the Committee.

VIII. QIP COMMITTEE

During the year the Board of Directors has constituted QIP Committee to consider, issue, allot equity shares and to finalise terms and conditions of various legal documents involved in the QIP issue in accordance with ICDR Guidelines of SEBI. The details of QIP Committee are as under:

The composition of the QIP Committee is as follows

NName of Directors & Designation	Category of Director	No. of Meetings	
		Held	Attended
Shri Venkateswarlu Jasti – Chairman	Executive Director	5	5
Shri D G Prasad – Member	Independent & Non-Executive Director	5	5
Dr M R Naidu – Member	Independent & Non-Executive Director	5	-

IX. MEETING OF INDEPENDENT DIRECTORS

During the year under review, the Independent Directors met on February 10, 2015, carried out inter alia, the following process:

Evaluation of performance of Non Independent Directors and the Board of Directors as a whole; evaluation of performance of the Chairman of the Company, taking into account the views of the Executive and Non Executive

Suven_24-66_Pages_Kala 58 16/07/15 4:05 PM

Directors and evaluation of the quality, content and timelines of flow of information between the Management and the Board that is necessary for the Board to effectively and reasonably perform its duties.

All the Independent Directors were present at the Meeting.

The present independent directors were re-appointed on the Board w.e.f. 1st April 2014 for one term of 5 years and they are familiar with their duties, roles, responsibilities, business models and operations of the Company. The Company will organise necessary familiarisation programmes as and when new independent directors are appointed on the Board. The terms and conditions of appoinment of the independent directors are disclosed on the website of the Company.

X. GENERAL BODY MEETINGS

Annual General Meeting: Location, date and time of last three Annual General Meetings (AGMs) and Special Resolutions passed there at:

Year	Venue	Date and Time	No. of Special Resolutions passed
2013-14	Forum Hall, Hotel Daspalla, Road No. 37, Jubilee Hills, Hyderabad – 500 033	12/08/ 2014 12.00 Noon	Two
2012-13	KLN Prasad Auditorium, The Federation of Andhra Pradesh Chambers of Commerce & Industry [FAPCCI], 11-6-841, Red Hills, Hyderabad –500 004	13/08/2013 10.00 AM	Four
2011-12	KLN Prasad Auditorium, The Federation of Andhra Pradesh Chambers of Commerce & Industry [FAPCCI], 11-6-841, Red Hills, Hyderabad –500 004	27/09/2012 10.00 AM	NIL

Extra-ordinary General Meeting (EGM)

Year	Venue	Date and Time	No. of Special Resolutions passed
2014-15	KLN Prasad Auditorium, The Federation of Andhra Pradesh Chambers of Commerce & Industry [FAPCCI], 11-6-841, Red Hills, Hyderabad –500 004	21/10/ 2014 10.30 A.M.	Three

The members in the Extra-ordinary General Meeting (EGM) of the Company held on October 21, 2014 have approved Offer/Further Issue of Securities in addition to other special business items specified in the notice of EGM.

Postal Ballot:

No item of business relating to matters specified under clause 49 of the Listing Agreement with the Stock Exchanges/ or the provisions contained in section 110 of the Companies Act 2013, requiring voting by postal ballot is included in the Notice Convening the 26th Annual General Meeting of the Company.

XI. DISCLOSURES

(i) Disclosure of material, financial and commercial transactions where management has personal interest that may have a potential conflict with the interest of the Company at large.

All related party transactions with related parties during the financial year were done in accordance with the provisions of the Companies Act, 2013 and clause

Suven_24-66_Pages_Kala 59 16/07/15 4:05 PM

49 of the Listing Agreement. No materially significant transactions with related parties were entered during the financial year which was in conflict with the interest of the Company. None of the Non-Executive Directors have any pecuniary material relationship or material transactions with the Company for the year ended March 31, 2015. The Board has approved a policy for related party transactions which has been uploaded on the Company's website.

Web link http://suven.com/Pdf/Policy%20on%20Related%20Party%20Transactions.pdf

(ii) There were no instances of non-compliance by the Company, penalties, and strictures imposed on the Company by Stock Exchange or SEBI or any statutory authority, on any matter related to capital markets, during the last three years.

(iii) The Company has a Whistle Blower Policy to deal with instances of fraud and mismanagement, if any. The policy ensures that strict confidentiality is maintained whilst dealing with concerns and also that no discrimination will be meted out to any person for a genuinely raised concern. Pursuant thereto, anyone can approach directly Chairman of the Audit Committee or through Company Secretary to report any suspected or confirmed incident of fraud / misconduct it is affirmed that no personnel has been denied access to the audit committee.

Web link http://suven.com/Pdf/WBP%20SUVEN.pdf

(iv). Details of compliance with mandatory requirements and adoption of the non-mandatory requirements of this Clause 49

Mandatory requirements

The Company has complied with all the mandatory requirements of Clause 49 of the Listing Agreement and is being reviewed from time to time

Non-mandatory requirements

1) Office for non-executive Chairman at Company's expense: Not Applicable

2) Half-yearly declaration fo financial performance to each household of shareholders: Not complied

3) Audit qualifications: Complied as there are no audit qualifications

4) Separate posts of Chairman & CEO: Not Complied

5) Reporting of Internal Auditors directly to Audit Committee: Complied

(v) Reconciliation of Share Capital Audit Report

A qualified practicing Company Secretary carried out a share capital audit to reconcile the total admitted equity share capital with the National Securities Depository Limited (NSDL) and the Central Depository Services (India) Limited (CDSL) and the total issued and listed equity share capital. The audit report confirms that the total issued/ paid-up capital is in agreement with the total number of shares in physical form and the total number of dematerialised shares held with NSDL and CDSL.

XII. MEANS OF COMMUNICATION

Quarterly Results, Press Releases, Presentations and Publications:

The quarterly results are generally published in widely circulated national newspapers the Business Standard and in one vernacular Language newspaper Andhra Prabha (Telugu Daily). And also the half yearly and Annual Audited Financial Results are published in the same manner.

The Financial Results are also displayed on the Company's web site www.suven.com official news releases; presentations made to the institutional investors / analysts / media are also displayed on the Company's website.

Management Discussion and Analysis detailed report is forming part of this Annual Report

The Company is filing /submitting its Shareholding Pattern, Financial Results, Report on Corporate Governance on quarterly basis and are posted on the website of the Company and as well as on the website of BSE/ NSE in accordance with the Listing Agreement with the Stock Exchanges which may be accessed by the shareholders

XIII. GENERAL INFORMATION FOR SHAREHOLDERS

(i) Annual General Meeting:

Financial Year	:	2014 – 2015
Day and Date	:	Friday, 14th day of August, 2015
Time	:	3.00 p.m.
Venue	:	KLN Prasad Auditorium, The Federation of Telangana and Andhra Pradesh Chambers of Commerce & Industry [FTAPCCI], 11-6-841, Red Hills, Hyderabad –500 004

Suven_24-66_Pages_Kala 60 16/07/15 4:05 PM

(ii) Financial Calendar (tentative)

Financial Year April 1, 2015 to March 31, 2016	
Quarter Ending	Release of Results
June 30, 2015	latest by August 14, 2015
September 30, 2015	latest by November 14, 2015
December 31, 2015	latest by February 14, 2016
March 31, 2016	May 15, 2016*

**instead of publishing quarterly un-audited results, the Company may opt to publish Audited Annual within 60 days from the end of the financial year as per Stock Exchange Guidelines.*

(iii) **Dates of Book Closure:** from 25th July, 2015 to 28th July, 2015 (both days inclusive)

(iv) **Dividend Disclosure:** The Directors are pleased to propose a dividend of Re. 0.60 paisa per equity share of Re 1/- each (@ 60%) for the financial year 2014-15 subject to approval of the shareholders at the ensuing Annual General Meeting.

Mode of Dividend payment and date

Dividend shall be remitted through National Electronic Clearing Service (NECS) at approved locations, wherever NECS details are available with the Company; and in all other cases, through warrants payable at par. These warrants shall be valid for a period of 90 days. Post expiry of validity period, these may be sent to the Company's Office at # 8-2-334, SDE Serene Chambers, 6th Floor, Avenue 7, Road No. 5, Banjara Hills, Hyderabad – 500 034 for issue of demand drafts in lieu of expired dividend warrants.

Date of payment: On and from 28th August, 2015, but within the statutory time limit of 30 days

(v) Listing on Stock Exchanges

The shares of the Company are listed on

1). BSE Limited
Phiroze Jeejeebhoy Towers, Dalal Street, Mumbai- 400001

2). National Stock Exchange of India Limited
Exchange Plaza, C-1, Block G, Bandra Kurla Complex Bandra (E), Mumbai – 400 051

The Company confirms that it has paid annual listing fees due to the stock exchanges for the financial year 2015-2016.

(vi) Stock Code

Stock Exchanges	Scrip Code	Scrip ID
BSE Limited	530239	SUVEN
National Stock Exchange of India Limited	SUVEN-EQ	SUVEN

Depository for Equity Shares : NSDL and CDSL

Demat ISIN Number : INE495B01038

(vii) Stock Market Price Data BSE- SENSEX

Month	BSE			BSE SENSEX	
	HIGH ₹	LOW ₹	Volume (No.)	HIGH	LOW
2014 April	94.40	71.50	6,009,369	22,939.31	22,197.51
May	100.50	82.70	6,738,880	25,375.63	22,277.04
June	101.85	85.20	7,205,171	25,725.12	24,270.20
July	119.70	97.40	7,154,656	26,300.17	24,892.00
August	167.00	113.15	5,709,602	26,674.38	25,232.82
September	229.80	156.60	10,783,523	27,354.99	26,220.49
October	215.15	174.75	3,444,268	27,894.32	25,910.77
November	236.50	180.10	5,005,506	28,822.37	27,739.56
December	229.65	199.35	3,313,432	28,809.64	26,469.42
2015 January	225.70	201.25	2,136,044	29,844.16	26,776.12
February	266.55	220.05	5,252,237	29,560.32	28,044.49
March	322.90	225.20	11,682,045	30,024.74	27,248.45

Suven_24-66_Pages_Kala 61 16/07/15 4:05 PM

(viii) Stock Price Performance in comparison with NSE- NIFTY

Month	NSE			NSE NIFTY	
	HIGH ₹	LOW ₹	Volume (No.)	HIGH	LOW
2014 April	94.45	71.25	17,146,828	6,869.85	6,650.40
May	100.70	82.50	20,329,453	7,563.50	6,638.55
June	101.90	85.10	23,150,332	7,700.05	7,239.50
July	119.75	97.05	24,452,902	7,840.95	7,422.15
August	167.00	112.10	20,111,648	7,968.25	7,540.10
September	230.05	156.60	39,853,905	8,180.20	7,841.80
October	215.00	174.70	13,751,699	8,330.75	7,723.85
November	236.70	181.00	20,237,701	8,617.00	8,290.25
December	229.90	199.00	13,113,873	8,626.95	7,961.35
2015 January	225.70	201.00	9,633,929	8,996.60	8,065.45
February	266.20	220.00	20,409,807	8,941.10	8,470.50
March	322.50	225.05	51,437,686	9,119.20	8,269.15

Stock Price Performance in comparison with BSE SENSEX

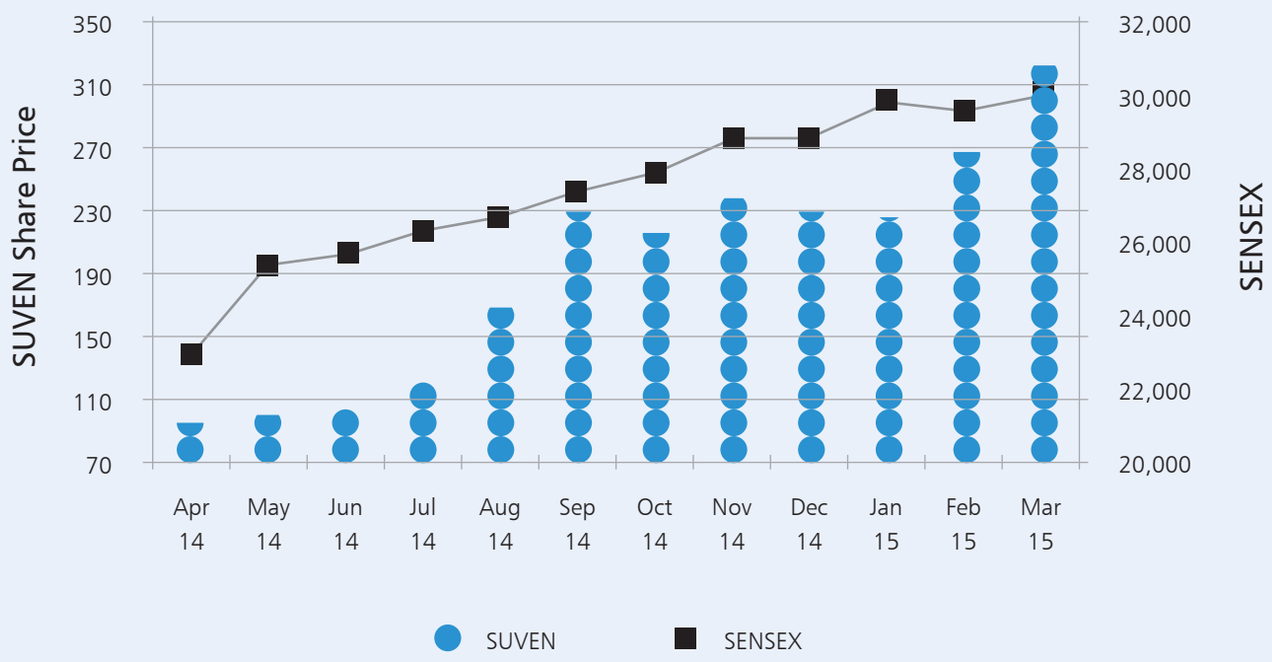

Suven_24-66_Pages_Kala 62 16/07/15 4:05 PM

Stock Price Performance in comparison with NSE NIFTY

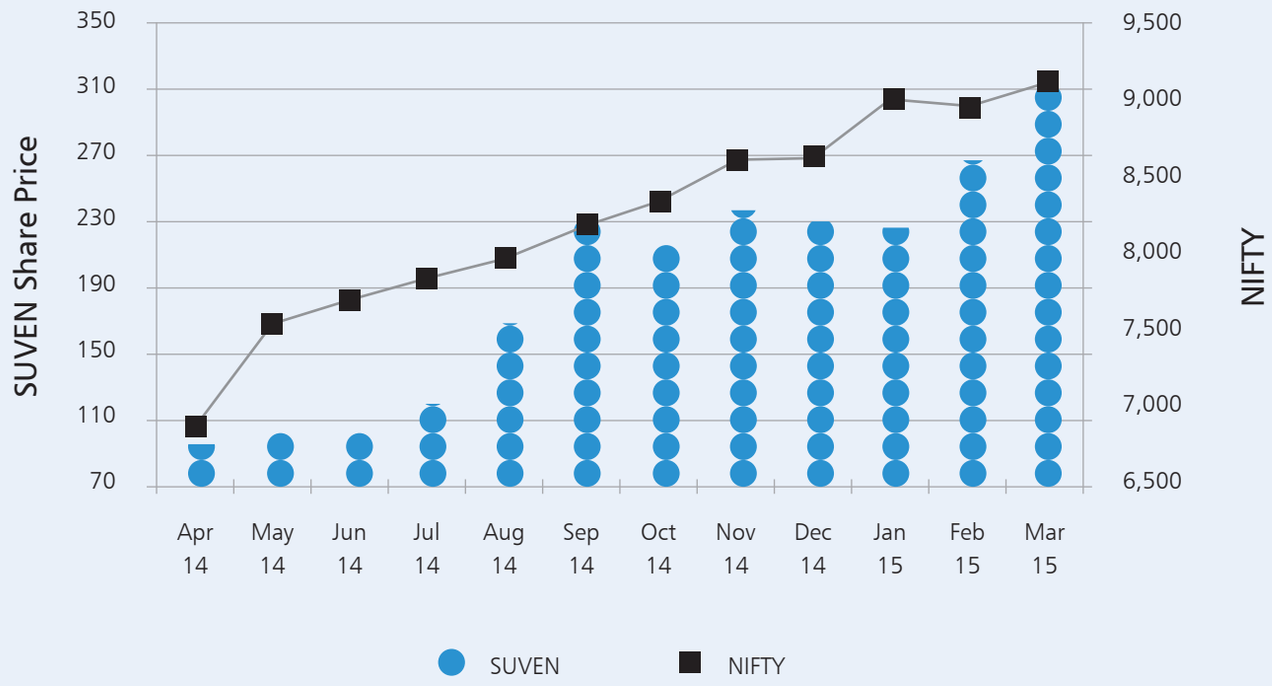

(ix) **Registrar and Transfer Agents : (RTA)**

Karvy Computershare Private Limited

Unit: Suven Life Sciences Ltd
Karvy Selenium, Tower B, Plot 31-32,
Gachibowli, Financial District,
Nanakramguda, Hyderabad - 500 032
Ph: 91-40-6716 1565, Fax No 91-40 2300 1153
Email: einward.ris@karvy.com

(x) **Share Transfer System**

Karvy Computershare Pvt. Ltd, (RTA) has been authorised to process all the valid transfer requisitions on a weekly basis and a memorandum of transfers, if any, will be submitted to the Company. The share certificates duly transferred will be dispatched to the transferees. For this purpose the Company has authorised the Company Secretary of the Company to monitor the Memorandum of Share Transfers (MOT) as and when reported by RTA and he will report to Share transfer Committee for its approval.

The Company has obtained and filed with the Stock Exchange(s), the half yearly certificates from Company secretary in practice for due Compliance with the share transfer formalities as required under clause 47(c) of listing agreement.

Suven_24-66_Pages_Kala 63 16/07/15 4:05 PM

(xi) Distribution Shareholding Pattern as on 31st March 2015

Category (Amount)	Shareholders		Share Amount	
	Number	% to total	Amount	% to total
1 – 5000	47516	98.11%	17392369	13.66%
5001 – 10000	476	0.98%	3598012	2.83%
10001 – 20000	227	0.47%	3396815	2.67%
20001 – 30000	75	0.15%	1867636	1.47%
30001 – 40000	36	0.07%	1325548	1.04%
40001 – 50000	20	0.04%	922095	0.72%
50001 – 100000	39	0.08%	2583865	2.03%
100001 – and above	41	0.08%	96196138	75.58%
TOTAL	48430	100.00%	127282478	100.00%

(xii) Categories of shareholders as on 31st March 2015

Sl. No	Category	Cases	Holding	%To Equity
1	Promoters	6	75657576	59.44%
2	Resident Individuals	45404	27122465	21.31%
3	Mutual Funds	12	8481489	6.66%
4	Corporate Bodies	867	6171629	4.85%
5	Non Resident Indians	999	6030086	4.74%
6	Foreign Institutional Investors	17	2079505	1.63%
7	HUF	901	859206	0.68%
8	Clearing Members	199	511011	0.40%
9	Others	25	429511	0.29%
	TOTAL	**48430**	**127282478**	**100.00%**

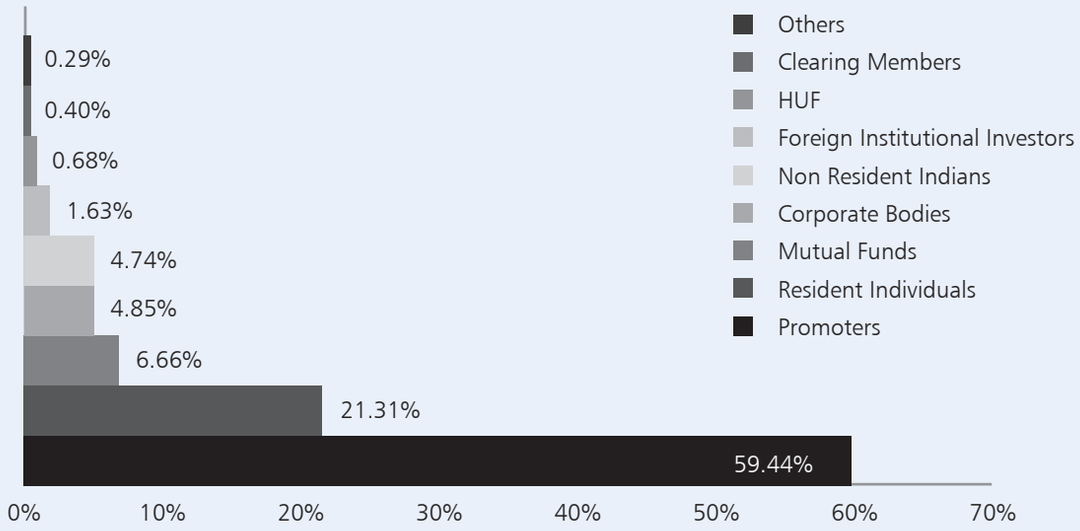

Suven_24-66_Pages_Kala 64 16/07/15 4:05 PM

(xiii) Dematerialisation of shares and liquidity

As on 31st March 2015, 99.00% of the paid up equity capital of the Company has been dematerialised and the trading of Equity shares in the Stock Exchanges is under compulsory dematerialisation.

Members are encouraged to opt for dematerialisation of shares to eliminate bad deliveries, forgery, fake transfers etc., in the market.

(xiv) Outstanding GDRs/ ADRs/ Warrants or any Convertible instruments, conversion date and likely impact on equity

The Company has not issued any GDRs/ ADRs/ Warrants or any Convertible instruments in the past and hence as on March 31, 2015, the Company does not have any outstanding GDRs/ ADRs/ Warrants or any convertible instruments.

(xv) Plant Locations

Unit 1 – Dasaigudem Village, Suryapet Mandal, Nalgonda Dist, Telangana –508213

Unit 2 – 18/B, Phase III, IDA, Jeedimetla, Hyderabad Telangana –500 055

Unit 3 – A) Plot No. 262, 263 & 269 - 271, IDA, Pashamylaram, Medak Dist. Telangana – 502 307

B) Plot No. 264, IDA Pashamylaram, Medak, Dist. Telangana – 502 307

Research and Development Centre(s)

Research Centre – I

Plot No.18/B, Phase III, IDA Jeedimetla, Hyderabad - 500 055 Telangana

Research Centre – II

Bio-Pharmaceutical Lab

Plot No. 267-268, IDA Pashamylaram, Medak Dist. Telangana – 502 307

Research Centre – III

Formulation Development Centre

Plot No. 265 to 268, APIIC, IDA Pashamylaram, Medak Dist, Telangana – 502 307

(xvi) Address for Correspondence

Regd. Office: 8-2-334, SDE Serene Chambers,

6th Floor, Road No. 5, Avenue 7,

Banjara Hills, Hyderabad – 500 034 Telangana

CIN: L24110TG1989PLC009713

Tel: +91 40-2354 3311 / 2354 1142,
Fax: +91 40-2354 1152

E-mail: info@suven.com, investorservices@suven.com

Website: www.suven.com

(xvii) Unpaid / Unclaimed Dividend

Pursuant to the provisions of Section 123 of the Companies Act, 2013, dividend which remains unpaid or unclaimed for a period of seven years from the date of its transfer to unpaid dividend account, is required to be transferred by Company to the Investor Education and Protection Fund, established by the Central Government under the provisions of Section 125 of the Companies Act, 2013.

Shareholders of the Company who have either not received or have not en-cashed their dividend warrants, for the financial years 2007-08, 2008-09, 2009-10, 2010-11, 2011-12, 2012-13 and 2013-14 are requested to claim the unpaid/ unclaimed dividend from the Company before transfer to the fund.

Suven_24-66_Pages_Kala 65 16/07/15 4:05 PM

DECLARATION REGARDING COMPLIANCE BY BOARD MEMBERS AND SENIOR MANAGEMENT PERSONNEL WITH THE COMPANY'S CODE OF CONDUCT

To
The Members of
Suven Life Sciences Limited

As required under Clause 49 of the Listing Agreement with the Stock Exchanges, I hereby confirm that the Company has adopted a Code of Conduct for all Board Members and Senior Management and the same has been placed on the Company's website. All Board Members and Senior Management personnel have affirmed compliance with the Code of Conduct in respect of the financial year ended 31st March, 2015.

For Suven Life Sciences Limited

Place: Hyderabad
Date: May 26, 2015

Venkateswarlu Jasti
Chairman & CEO
DIN: 00278028

CERTIFICATE OF COMPLIANCE

To
the Members of
M/s. Suven Life Sciences Limited

We have examined the Compliance of conditions of Corporate Governance by M/s. SUVEN LIFE SCIENCES LIMITED ("the Company"), for the year ended on 31st March 2015, as stipulated in clause 49 of the Listing Agreement of the said Company with the Stock Exchanges in India.

The compliance of conditions of Corporate Governance is the responsibility of the management. Our examination was limited to procedures and implementations on thereof, adopted by the Company for ensuring the compliance of the conditions of the Corporate Governance. It is neither an audit nor an expression of opinion on the financial statements of the Company.

In our opinion and to the best of our information and according to the explanations given to us, we certify that the Company has complied with the conditions of Corporate Governance as stipulated in the above mentioned Listing Agreement.

We further state that such compliance is neither an assurance as to the future viability of the Company nor the efficiency or effectiveness with which the management has to conduct the affairs of the Company.

For KARVY & CO.,
Chartered Accountants
(Firm Registration No. 001757S)

V. Kutumba Rao
Partner
(Membership No. 018796)

Place: Hyderabad
Date: May 26, 2015

Suven_24-66_Pages_Kala 66 16/07/15 4:05 PM

Financial Section

Suven_67-100_Pages_Kala 67 16/07/15 4:13 PM

Independent Auditors' Report

To
The Members of
Suven Life Sciences Limited

Report on the Financial Statements

We have audited the accompanying financial statements of **Suven Life Sciences Limited** ('the Company') which comprise the Balance Sheet as at 31st March, 2015, the Statement of Profit and Loss and the Cash Flow Statement for the year then ended and a summary of significant accounting policies and other explanatory information.

Management's Responsibility for the Financial Statements

The Company's Board of Directors is responsible for the matters stated in Section 134(5) of the Companies Act, 2013 ("the Act") with respect to the preparation of these financial statements that give a true and fair view of the financial position, financial performance and cash flows of the Company in accordance with the accounting principles generally accepted in India, including the Accounting Standards specified under Section 133 of the Act, read with Rule 7 of the Companies (Accounts) Rules, 2014.This responsibility includes maintenance of adequate accounting records in accordance with the provisions of the Act for safeguarding of the assets of the Company and for preventing and detecting frauds and other irregularities; selection and application of appropriate accounting policies; making judgments and estimates that are reasonable and prudent; and design, implementation and maintenance of adequate internal financial controls, that were operating effectively for ensuring the accuracy and completeness of the accounting records, relevant to the preparation and presentation of the financial statements that give a true and fair view and are free from material misstatement, whether due to fraud or error.

Auditor's Responsibility

Our responsibility is to express an opinion on these financial statements based on our audit.

We have taken into account the provisions of the Act, the accounting and auditing standards and matters which are required to be included in the audit report under the provisions of the Act and the Rules made thereunder.

We conducted our audit in accordance with the Standards on Auditing specified under Section 143(10) of the Act. Those Standards require that we comply with ethical requirements and plan and perform the audit to obtain reasonable assurance about whether the financial statements are free from material misstatement.

An audit involves performing procedures to obtain audit evidence about the amounts and the disclosures in the financial statements. The procedures selected depend on the auditor's judgment, including the assessment of the risks of material misstatement of the financial statements, whether due to fraud or error. In making those risk assessments, the auditor considers internal financial control relevant to the Company's preparation of the financial statements that give a true and fair view in order to design audit procedures that are appropriate in the circumstances, but not for the purpose of expressing an opinion on whether the Company has in place an adequate internal financial controls system over financial reporting and the operating effectiveness of such controls. An audit also includes evaluating the appropriateness of the accounting policies used and the reasonableness of the accounting estimates made by the Company's directors, as well as evaluating the overall presentation of the financial statements.

We believe that the audit evidence we have obtained is sufficient and appropriate to provide a basis for our audit opinion on the financial statements.

Opinion

In our opinion and to the best of our information and according to the explanations given to us, the aforesaid financial statements give the information required by the Act in the manner so required and give a true and fair view in conformity with the accounting principles generally accepted in India, of the state of affairs of the Company as at 31st March, 2015 and its profit and its cash flows for the year ended on that date.

Report on Other Legal and Regulatory Requirements

As required by the Companies (Auditor's Report) Order, 2015 ("the Order"), issued by the Central Government of India in terms of sub-section (11) of section 143 of the Act, we give in the Annexure a statement on the matters specified in paragraphs 3 and 4 of the Order, to the extent applicable.

Suven_67-100_Pages_Kala 68 16/07/15 4:13 PM

As required by section 143 (3) of the Act, we report that:

a) We have sought and obtained all the information and explanations which to the best of our knowledge and belief were necessary for the purposes of our audit.

b) In our opinion, proper books of account as required by law have been kept by the Company so far as it appears from our examination of those books.

c) The Balance Sheet, the Statement of Profit and Loss and the Cash Flow Statement dealt with by this Report are in agreement with the books of account.

d) In our opinion, the aforesaid financial statements comply with the Accounting Standards specified under Section 133 of the Act, read with Rule 7 of the Companies (Accounts) Rules, 2014.

e) On the basis of the written representations received from the directors as on 31stMarch, 2015, taken on record by the Board of Directors, none of the directors is disqualified as on 31st March, 2015, from being appointed as a director in terms of Section 164(2) of the Act.

f) With respect to the other matters to be included in the Auditor's Report in accordance with Rule 11 of the Companies (Audit and Auditors) Rules, 2014, in our opinion and to the best of our information and according to the explanations given to us:

   i. The Company has disclosed the impact of pending litigations on its financial position in its financial statements- Refer Note 28 to the financial statements.

   ii. There has been no delay in transferring amounts, required to be transferred, to the Investor Education and Protection Fund bythe Company.

For KARVY & CO.
Chartered Accountants
Firm Registration No: 001757S

V. Kutumba Rao
Partner
Membership No. 018796

Place: Hyderabad
Date: 26 May, 2015

Annexure referred to in paragraph 1 of report on other legal and regulatory requirements section of our report of even date

Re: Suven Life Sciences Limited ('the Company')

i. In respect of its fixed assets:

(a) The Company has maintained proper records showing full particulars, including quantitative details and situation of fixed assets.

(b) As explained to us, the management has physically verified a substantial portion of the fixed assets during the year and in our opinion frequency of verification is reasonable having regard to the size of the Company and the nature of its assets. The discrepancies noticed on physical verification of fixed assets as compared to the books of account were not material and have been properly dealt with in the books of accounts.

ii. In respect of its inventories:

(a) The inventories have been physically verified during the year by the management. In our opinion, the frequency of verification is reasonable.

(b) In our opinion and according to the information and explanations given to us, the procedures of physical verification of inventory followed by the management are reasonable and adequate in relation to the size of the Company and the nature of its business.

(c) In our opinion and according to the information and explanations given to us and on the basis of our examination of the records of inventory, the Company is maintaining proper records of inventory. The discrepancies noticed on physical verification of inventory as compared to the books of account were not material and have been properly dealt with in the books of accounts.

iii. According to the information and explanations given to us, the Company has not granted any loans, secured or unsecured to companies, firms or other parties covered in the register maintained under section 189 of the Act.

iv. In our opinion and according to the information and explanations given to us, there are adequate internal control systems commensurate with the size of the Company and nature of its business with regard to the purchase of inventory and fixed assets and also for the sale of goods and services. During the course of our audit, we have not observed any major weakness or continuing failure to correct any major weakness in the internal control system of the Company in respect of these areas.

v. According to the information and explanations given to us, the Company has not accepted deposits from the public within the meaning of Section 73 and 76 or any other relevant provisions of the Act and the rules framed there under.

vi. We have broadly reviewed the books of account and records maintained by the Company pursuant to the Rules made by the Central Government of India for the maintenance of cost records prescribed under sub-section (1) of section 148 of the Act in respect of production and processing activities of the Company and are of the opinion that prima facie, the prescribed accounts and records have been maintained. We have however, not made a detailed examination of the records with a view to determine whether they are accurate or complete.

vii. In respect of Statutory dues:

(a) The Company is regular in depositing with appropriate authorities, undisputed statutory dues including provident fund, employees' state insurance, income-tax, sales-tax, wealth tax, service tax, duty of customs, duty of excise, value added tax, cess and other material statutory dues applicable to it. According to the information and explanations given to us, no undisputed amounts payable in respect of such statutory dues were outstanding, at the year end, for a period of more than six months from the date they became payable.

Suven_67-100_Pages_Kala 70 16/07/15 4:13 PM

(b) According to the information and explanations given to us, the dues outstanding of income-tax on account of dispute, are as follows:

Nature of the Statute	Nature of the Dues	Amount (₹ In Lakhs)	Period to which the amount relates	Forum where pending
Income Tax Act, 1961	Income Tax	7.64	AY 2011-12	Income Tax Appellate Tribunal - Hyderabad
Income Tax Act, 1961	Income Tax	20.94	AY 2012-13	Income Tax Appellate Tribunal - Hyderabad

(c) According to the information and explanations given to us, the amount required to be transferred to investor education and protection fund in accordance with the relevant provisions of the Companies Act, 1956 (1 of 1956) and rules made thereunder has been transferred to such fund within time.

viii. The Company does not have any accumulated losses at the end of the financial year. The Company has not incurred cash losses during the current financial year covered by the audit and in the immediately preceding financial year.

ix. Based on our audit procedures and as per the information and explanations given by the management, we are of the opinion that the Company has not defaulted in the repayment of dues to banks and financial institutions. The Company did not have any debentures outstanding as at the year end.

x. In our opinion and as per the information and explanations given to us, the Company has not given any guarantee for loans taken by others from bank or financial institutions.

xi. Based on the information and explanations given to us by the management, term loans were applied for the purpose for which the loans were obtained.

xii. Based upon the audit procedures performed for the purpose of reporting the true and fair view of the financial statements and as per the information and explanations given by the management, we report that no fraud on or by the Company has been noticed or reported during the year.

For KARVY & CO.
Chartered Accountants
Firm Registration No: 001757S

V. Kutumba Rao
Partner
Membership No. 018796

Place: Hyderabad
Date: 26 May, 2015

Suven_67-100_Pages_Kala 71 16/07/15 4:13 PM

Balance Sheet As at 31st March, 2015

	Note	As at 31st March 2015 ₹ in lakhs	As at 31st March 2014 ₹ in lakhs
EQUITY AND LIABILITIES			
Shareholder's Fund			
Share Capital	3	1,272.83	1,168.29
Reserves & Surplus	4	54,658.58	25,276.34
Non-Current Liabilities			
Long-term borrowings	5	6,144.59	3,772.92
Long term provisions	6	227.48	179.36
Deferred Tax Liability (Net)	7	2,271.33	2,759.66
Current Liabilities			
Short-term borrowings	8	2,823.51	2,855.36
Trade payables	9	4,389.08	4,090.05
Other current liabilities	9	4,244.59	4,751.84
Short - term provisions	6	1,281.42	3,808.90
TOTAL		77,313.41	48,662.72
ASSETS			
Non - Current Assets			
Fixed Assets			
(i) Tangible assets	10	17,175.31	17,923.39
(ii) Intangible assets	10	19.61	-
(iii) Capital work-in-progress		10,701.33	1,282.01
Non-current investments	11	-	0.15
Long term loans and advances	12	1,088.74	1,263.72
Other non-current assets	17	630.54	137.12
Current Assets			
Current investments	13	3.64	3.64
Inventories	14	8,180.55	7,862.87
Trade receivables	15	4,016.92	6,547.03
Cash and bank balances	16	27,968.90	6,802.84
Short-term loans and advances	12	7,459.79	6,804.20
Other current assets	17	68.08	35.75
Total		77,313.41	48,662.72
Summary of significant accounting policies	1-2		

The accompanying notes are an integral part of the Financial Statements.

As per our report of even date

for KARVY & CO.
Chartered Accountants
(Firm Registration No.001757S)

for and on behalf of the Board of Directors of
Suven Life Sciences Limited

V. Kutumba Rao
Partner
Membership No. 018796

Venkateswarlu Jasti
Chairman & CEO
DIN: 00278028

P. Subba Rao
Chief Financial Officer
Membership No. A11342

K. Hanumantha Rao
Company Secretary
Membership No. A11599

Place: Hyderabad
Date: 26th May, 2015

Suven_67-100_Pages_Kala 72 16/07/15 4:13 PM

Statement of Profit and Loss for the year ended 31st March 2015

	Note	For the year ended 31st March 2015 ₹ in lakhs	For the year ended 31st March 2014 ₹ in lakhs
INCOME			
Revenue from operations (Gross)	18	52,159.63	51,058.62
Less : Excise Duty		(74.13)	(27.38)
Revenue from operations (Net)		**52,085.50**	**51,031.24**
Other Income	19	**858.12**	**302.95**
Total		**52,943.62**	**51,334.19**
EXPENSES:			
Cost of materials consumed	20	17,724.78	15,049.65
(Increase)/ decrease in inventories of work-in-progress and finished goods	21	347.95	(1,397.66)
Manufacturing expenses	22	6,444.21	5,388.94
Employee benefit expense	23	3,651.17	3,144.21
Research & Development Expenses	24	5,596.26	4,794.79
Finance costs	25	470.92	1,051.28
Depreciation and amortisation expense	10	1,177.57	883.74
Other expenses	26	2,375.29	2,145.45
Total		**37,788.15**	**31,060.40**
Profit/(Loss) before tax		**15,155.47**	**20,273.79**
Tax expense:			
(1) Current tax		3,090.18	4,325.76
(2) Previous year tax		180.03	-
(3) Deferred tax		(240.08)	4,329.28
(4) MAT Credit (Entitlement)/ Reversal		1,250.31	(2,797.00)
Total Tax Expenditure		**4,280.44**	**5,858.04**
Profit/(Loss) for the year		**10,875.03**	**14,415.75**
Earnings per Share			
Basic & Dilluted (₹)	27	9.04	12.34
Summary of Significant Accounting Policies	1-2		

The accompanying notes are an integral part of the Financial Statements.

As per our report of even date

for **KARVY & CO.**
Chartered Accountants
(Firm Registration No.001757S)

V. Kutumba Rao
Partner
Membership No. 018796

for and on behalf of the Board of Directors of
Suven Life Sciences Limited

Venkateswarlu Jasti
Chairman & CEO
DIN: 00278028

Place: Hyderabad
Date: 26th May, 2015

P. Subba Rao
Chief Financial Officer
Membership No. A11342

K. Hanumantha Rao
Company Secretary
Membership No. A11599

Suven_67-100_Pages_Kala 73 16/07/15 4:13 PM

Cash flow statement for the year ended 31st March 2015

		For the year ended 31st March 2015 ₹ in lakhs	For the year ended 31st March 2014 ₹ in lakhs
Cash flow from operating activities			
Profit before tax		15,155.47	20,273.79
Non-cash adjustment to reconcile profit before tax to net cash flows			
Depreciation and amortisation		2,421.20	1,148.99
Interest Income		(233.85)	(147.21)
Interest on Finance Cost		470.92	769.47
Dividend Income		(569.87)	(101.84)
Profit on Sale of Assets		(4.12)	(0.48)
Operating profit before working capital changes		**17,239.75**	**21,942.72**
Movements in working capital:			
Trade and Other Receivables		643.60	(4,895.48)
Inventories		(317.69)	(2,481.43)
Trade Payables and Other Liabilities		498.42	1,637.96
Cash generated from operations		**18,064.08**	**16,203.76**
Direct taxes paid (net of refunds)		(3,765.74)	(4,085.51)
Net cash flow from operating activities	**(A)**	**14,298.34**	**12,118.25**
Cash flows from investing activities			
Sale/(Purchase) of Investments		0.15	3.48
Purchase of Fixed Assets		(11,829.35)	(3,788.10)
Sale of Fixed Assets		4.12	0.48
Interest Received		209.62	131.13
Changes in bank balances not considered as cash equivalents		(6.91)	(1.72)
Dividend Received		569.87	101.84
Net cash flow used in investing activities	**(B)**	**(11,052.50)**	**(3,552.88)**

Suven_67-100_Pages_Kala 74 16/07/15 4:13 PM

Cash flow statement for the year ended 31st March 2015

		For the year ended 31st March 2015 ₹ in lakhs	For the year ended 31st March 2014 ₹ in lakhs
Cash flows from financing activities			
Borrowings (Net)		1,794.38	(2,650.06)
Interest Paid on borrowings		(463.94)	(762.85)
Issue of capital with Premium		20,000.00	-
Dividend Payouts (including Dividend Tax)		(3,417.12)	(410.07)
Net cash flow used in financing activities	(C)	**17,913.31**	**(3,822.97)**
Net (decrease)/increase in cash and cash equivalents	(A+B+C)	**21,159.15**	**4,742.40**
Cash and cash equivalents at the beginning of the year		6,777.04	2,034.64
Cash and cash equivalents at the end of the year		**27,936.19**	**6,777.04**
Components of cash and cash equivalents			
Cash on hand		10.79	7.63
Balances with Banks		27,925.40	6,769.41
Total cash and cash equivalents (refer note 17)		**27,936.19**	**6,777.04**
Summary of significant accounting policies	1-2		

The accompanying notes are an integral part of the Financial Statements.

As per our report of even date

for **KARVY & CO.**
Chartered Accountants
(Firm Registration No.001757S)

V. Kutumba Rao
Partner
Membership No. 018796

for and on behalf of the Board of Directors of
Suven Life Sciences Limited

Venkateswarlu Jasti
Chairman & CEO
DIN: 00278028

Place: Hyderabad
Date: 26th May, 2015

P. Subba Rao
Chief Financial Officer
Membership No. A11342

K. Hanumantha Rao
Company Secretary
Membership No. A11599

Suven_67-100_Pages_Kala 75 16/07/15 4:13 PM

Notes to the Financial Statements

Note 1: Corporate Information

Suven Life Sciences, in the business of design, manufacture and supply of Bulk Actives, Drug Intermediates & Fine Chemicals, Drug Discovery and Development Support Services (DDDSS) and Contract Research and Manufacturing Services (CRAMS) catering to the needs of global Life Science Industry, is committed to provide customers with products fulfilling customer's needs and expectations.

Note 2: Basis of preparation

2.1 Basis of Accounting

The financial statements of the Company have been prepared in accordance with the generally accepted accounting principles in India (Indian GAAP). The company has prepared these financial statements to comply in all material respects with the accounting standards notified under section 133 of the Companies Act 2013, read together with paragraph 7 of the Companies (Accounts) Rules 2014.

2.2 Use of Estimates

The presentation of financial statements in conformity with the generally accepted accounting principles requires management to make estimates and assumptions that affect the reported value of assets and liabilities on the date of the financial statements and the reported amount of revenue and expenditure for the year. The difference between the actual results and estimates are recognised in the period in which the results are known / materialised.

2.3 Revenue Recognition

i. Revenue from sale of goods is recognised when significant risks and rewards in respect of ownership of products are transferred to customers.

ii. Revenue from Contract Technical Services, Clinical Trials Services, Process Development Services and Formulation Development Charges are recognised on completion of the milestone work.

iii. Income from Investments

(a) The Company recognises Interest on investments on accrual basis.

(b) Dividend income on investments is accounted for when the right to receive the payment is established.

2.4 Fixed Assets

i. Tangible assets

Fixed assets are stated at cost and as reduced by accumulated depreciation and accumulated impairement lossess . The cost comprises purchase price, borrowing costs if capitalisation criteria are met and directly attributable cost of bringing the asset to its working condition for the intended use. Any trade discounts and rebates are deducted in arriving at the purchase price.Exchange difference arising on Long Term Foreign currency monetary items relating to acquisition of fixed assets are adjusted to the carrying cost of such assets.

Subsequent expenditure related to an item of fixed asset is added to its book value only if it increases the future benefits from the existing asset beyond its previously assessed standard of performance. All other expenses on existing fixed assets, including day-to-day repair and maintenance expenditure and cost of replacing parts, are charged to the statement of profit and loss for the period during which such expenses are incurred.

Gains or losses arising from derecognition of fixed assets are measured as the difference between the net disposal proceeds and the carrying amount of the asset and are recognised in the statement of profit and loss when the asset is derecognised.

ii. Intangible assets

Intangible assets acquired separately are measured on initial recognition at cost. Following initial recognition, intangible assets are carried at cost less accumulated amortisation and accumulated impairment losses, if any. Internally generated intangible assets, excluding capitalised development costs, are not capitalised and expenditure is reflected in the statement of profit and loss in the year in which the expenditure is incurred.

Intangible assets are amortised on a straight line basis over the estimated useful economic life. The company uses a rebuttable presumption that the useful life of an intangible asset will not exceed five years from the date when the asset is available for use.

Gains or losses arising from derecognition of an intangible asset are measured as the difference between the net disposal proceeds and the carrying amount of the asset and are recognised in the statement of profit and loss when the asset is derecognised.

2.5 Depreciation

Depreciation on fixed assets is provided on straight-line basis at the rates arrived at based on the useful lives prescribed in Schedule II of the Companies Act, 2013. The company follows the policy of charging depreciation on pro-rata basis on the assets acquired or disposed off during the year.

Suven_67-100_Pages_Kala 76 16/07/15 4:13 PM

2.6 Investments

Investments, which are readily realisable and intended to be held for not more than one year from the date on which such investments are made, are classified as current investments. All other investments are classified as long-term investments.

On initial recognition, all investments are measured at cost. The cost comprises purchase price and directly attributable acquisition charges such as brokerage, fees and duties.

Non-current investments are stated at cost and provision for diminution is made if the decline in value is other than temporary in nature.

On disposal of an investment, the difference between its carrying amount and net disposal proceeds is charged or credited to the statement of Profit & Loss.

2.7 Inventories

i. Stock of raw materials, Stores, spares and fuel are stated at cost and are valued on FIFO basis.

ii. Work in process is stated at cost.

iii. Finished Goods are valued at the lower of the Cost or net realisable value.

2.8 Research & Development expenses

i. Revenue expenditure on research and development activities is expensed as and when incurred.

ii. The expenditure on capital assets having alternative use either in R&D activity or otherwise are capitalised and amortised at the rate specified in Schedule III of the Companies Act 2013.

iii. Depreciation on R&D assets is included in R&D expenses.

2.9 Foreign Currency Transactions

i. Transactions denominated in foreign currency are normally recorded at the exchange rate prevailing at the time of the transaction.

ii. Any income or expense on account of exchange difference either on settlement or on translation is recognised in the profit and loss account, except exchange difference arising on Long Term Foreign currency monetary items relating to acquisition of fixed assets which are adjusted to the carrying cost of such assets.

iii. In case of Monetary items which are covered by forward exchange contracts, premium or discount on forward exchange contracts are amortised and recognised in the profits and loss account over the period of the contract. Forward Exchange Contracts outstanding at the balance sheet date, are stated at fair value and any gains or losses are recognised in the profit and loss account.

iv. Financial Derivative Contracts:
The realised gain/loss in respect of settled contracts are recognised in the Profit and loss account.

2.10 Retirement benefits to employees

The company has Defined Contribution Plan for its employees' retirement benefits comprising of Provident Fund and Employees Pension Scheme, 1995. The Company contributes to State Plans namely Employees' State Insurance Scheme.

The Company has Defined Benefit Plan comprising of Gratuity Fund and Leave Encashment. The Company contributes to Gratuity Fund administered by LIC. The liability for the Gratuity Fund and Leave Encashment are determined on the basis of an independent actuarial valuation done at the year end. Actuarial Gains and Losses comprise experience adjustments and the effect of changes in the actuarial assumptions and are recognised immediately in the Profit and Loss Account as income or expense.

2.11 Borrowing cost

Borrowing cost includes interest and amortisation of ancillary costs incurred in connection with the arrangement of borrowings.

Borrowing Costs that are directly attributable to the acquisition of a fixed asset are capitalised as part of the cost of the asset till the date the asset is ready for commercial use. All other borrowing costs are charged to revenue.

2.12 Income taxes

The current charge for taxes is calculated in accordance with relevant tax regulations applicable to the Company.

The deferred tax for the timing differences between the book and tax profits for the year end is accounted for, using the tax rates and laws that have been substantially enacted as of the balance sheet date.

Deferred tax assets arising from timing differences are recognised and carried forward only if there is reasonable certainty that they will be realised in future and reviewed for the appropriateness of their respective carrying value at each balance sheet date.

2.13 Earnings per share

The basic earnings per share (EPS) is computed by dividing the net profit after tax for the year by the weighted average number of equity shares outstanding during the

year. For the purpose of calculating diluted earnings per share, net profit after tax for the year and the weighted average number of shares outstanding during the year are adjusted for the effects of all dilutive potential equity shares. The dilutive potential equity shares are deemed converted as of the beginning of the period, unless they have been issued at a later date.

2.14 Impairment of Assets

If the carrying amount of fixed assets exceeds the recoverable amount on the reporting date, the carrying amount is reduced to the recoverable amount. The recoverable amount is measured as the higher of the net selling price and the value in use determined by the present value of estimated future cash flows.

2.15 Provisions

Provisions are recognised when the Company has present legal or constructive obligations, as a result of past events, for which it is probable that an outflow of economic benefits will be required to settle the obligation and a reliable estimate can be made for the amount of obligation.

2.16 Segmental information - Basis of preparation

i. Segment Revenue and Expenses

Revenues and expenses are allocated on a reasonable basis to segments being common manufacturing facilities and sales force.

ii. Segment Assets and Liabilities

Segment assets and liabilities which can be identified to a segment are allocated to the respective segment. The fixed assets and net current assets are not identifiable for particular segment except R & D segment, because these assets can be used interchangeable among the segments. Hence the management feels that the assets cannot be segregated to particular segment and to disclose these under unallocated assets.

2.17 Employee Stock Option Schemes

In accordance with the Securities and Exchange Board of India guidelines, the excess of the market price of shares, at the date of grant of options under the Employee stock option schemes, over the exercise price is treated as employee compensation and amortised on a straight-line basis over the vesting period.

2.18 Cash and Cash equivalents

Cash and cash equivalents for the purposes of cash flow statement comprise cash at bank and in hand and short-term investments with an original maturity of three months or less.

NOTE 3: SHARE CAPITAL

	As at 31st March 2015 ₹ in lakhs	As at 31st March 2014 ₹ in lakhs
Authorised Shares (Nos)		
400,000,000 Equity shares of Re. 1 /- each	4,000.00	4,000.00
(400,000,000 Equity shares of Re. 1 /- each)		
	4,000.00	4,000.00
Issued, Subscibed and fully paid up (Nos)		
127,282,478 Equity shares of Re. 1 /- each	1,272.83	1,168.29
(116,828,788 Equity shares of Re. 1 /- each)		
	1,272.83	1,168.29

Suven_67-100_Pages_Kala 78 16/07/15 4:13 PM

3.1 Reconciliation of the shares outstanding at the beginning and at the end of the year

	As at 31st March 2015		As at 31st March 2014	
	Number	Amount	Number	Amount
Equity shares				
At the beginning of the year	116,828,788	1,168.29	116,828,788	1,168.29
Add: Issued during the year on account of QIP	10,453,690	104.54	-	-
Outstanding at the end of the year	127,282,478	1,272.83	116,828,788	1,168.29

3.2 Terms/ rights attached to equity shares

The company has only one class of equity shares having par value of Re. 1/- per share. Each holder of equity shares is entitled to one vote per share. The company declares and pays dividends in Indian rupees. The dividend proposed by the Board of Directors is subject to the approval of the shareholders in the ensuing Annual General Meeting.

During the year ended 31 March 2015, the amount of per share dividend recognised as distributions to equity shareholders was ₹0.60/- (Previous Year: ₹2.50/-).

In the event of liquidation of the Company, the holders of equity shares will be entitled to receive remaining assets of the Company, after distribution of all preferential amounts. The distribution will be in proportion to the number of equity shares held by the shareholders.

3.3 Shares held by holding company

Out of equity shares issued by the Company, shares held by its holding company are as below:

	As at 31st March 2015	As at 31st March 2014
M/s. Jasti Property and Equity Holdings Private Limited		
75,652,576 Equity shares of Re. 1/- each (Previous year: Nil)	75,652,576	-

3.4 Details of shareholders holding more than 5% shares in the Company

	As at 31st March 2015		As at 31st March 2014	
	Number	% of Holding	Number	% of Holding
Equity shares of Re. 1/- each fully paid up				
M/s. Jasti Property and Equity Holdings Private Limited	75,652,576	59.44%	-	0.00%
Mr. Venkateswarlu Jasti	1,000	0.00%	23,000,000	19.69%
Mrs. Sudha Rani Jasti	1,000	0.00%	21,000,000	17.98%
Mrs. Sirisha Jasti	1,000	0.00%	10,550,000	9.03%
Mrs. Madhavi Jasti	1,000	0.00%	10,550,000	9.03%
Ms. Kalyani Jasti	1,000	0.00%	10,550,000	9.03%

As per records of the Company, including its register of shareholders/ members and other declarations received from shareholders regarding beneficial interest, the above shareholding represents both legal and beneficial ownerships of shares.

NOTE 3: SHARE CAPITAL *(contd.)*

3.5 Shares reserved for issue under Options

Details of shares reserved for issue under the employee stock option plan of the Company

	As at 31st March 2015		As at 31st March 2014	
	Number	Amount	Number	Amount
Equity shares of Re. 1/- each fully paid up	700,000	7.00	700,000	7.00

Terms and Conditions of Options Granted

Each option entitles the holder thereof to apply for and be allotted one equity share of the Company of Re. 1/- each upon payment of the exercise price during the exercise period. The exercise period commences from the date of vesting of the Options and expires at the end of three years from the date of vesting in respect of Options granted under the Suven Employee Stock Option Scheme -2004

The vesting period for conversion of Options is as follows:

On completion of 24 months from the date of grant of the Options: 25% vests

On completion of 36 months from the date of grant of the Options: 35% vests

On completion of 48 months from the date of grant of the Options: 40% vests

The Options have been granted at the 'market price' as defined from time to time under the Securities and Exchange Board of India (Employee Stock Option Scheme and Employee Stock Purchase Scheme) Guidelines, 1999.

NOTE 4: RESERVE AND SURPLUS

	As at 31st March 2015 ₹ in lakhs	As at 31st March 2014 ₹ in lakhs
General Reserve		
Balance as per the last financial statements	5,636.61	4,186.61
Add : Amount transferred from surplus balance in the Statement of Profit and Loss	1,100.00	1,450.00
Closing balance	6,736.61	5,636.61
Securities Premium Account		
Balance as per the last financial statements	4,022.08	4,022.08
Add : Received on further issue of shares	19,895.46	-
Closing balance	23,917.54	4,022.08
Surplus in the statement of profit and loss		
Balance as per the last financial statements	15,617.65	6,069.01
Add: Profit for the year	10,875.03	14,415.75
Less: Adjustment of depreciation reserve as per Schedule II of Companies Act 2013	469.06	-
Less: Appropriations		
Transfer to General Reserve	1,100.00	1,450.00
Proposed dividend	763.70	2,920.72
Earlier year's dividend	0.02	0.01
Income tax on Proposed dividend		
Current Year	155.47	496.38
Earlier year's provision	0.01	0.00
Closing balance	24,004.42	15,617.65
TOTAL	54,658.58	25,276.34

Suven_67-100_Pages_Kala 80 16/07/15 4:13 PM

NOTE 5: LONG TERM BORROWINGS

	Non-Current		Current	
	As at 31st March 2015 ₹ in lakhs	As at 31st March 2014 ₹ in lakhs	As at 31st March 2015 ₹ in lakhs	As at 31st March 2014 ₹ in lakhs
Term Loans				
Indian currency loans from Banks (Secured)				
Term Loan From State Bank of India	-	180.04		-
Total (A)	**-**	**180.04**	**-**	**-**
Foreign currency loans from Banks (Secured)				
Corporate Loan From State Bank of India	-	-	-	672.11
Term Loan From State Bank of India	4,101.26	-	202.87	-
Corporate Loan From Bank of India	-	636.58	647.57	763.97
Corporate Loan From Bank of Bahrain & Kuwait	1,407.60	2,245.50	938.40	898.20
Total (B)	**5,508.86**	**2,882.08**	**1,788.84**	**2,334.28**
Indian currency loans from others (Unsecured)				
Loan from Department of Science & Technology, Government of India	635.73	710.80	94.40	94.40
Total (C)	**635.73**	**710.80**	**94.40**	**94.40**
Total (A + B +C)	**6,144.59**	**3,772.92**	**1,883.24**	**2,428.68**
The above amount includes:				
Secured borrowings	5,508.86	3,062.12	1,788.84	2,334.28
Unsecured borrowings	635.73	710.80	94.40	94.40
	6,144.59	**3,772.92**	**1,883.24**	**2,428.68**

Nature of Security	Terms of Repayment
Corporate Loan From State Bank of India Secured by first and pari-passu charge on Land, Buildings, Plant & Machinery and Second charge on stocks, receivables and other current assets	The term loan is repayable in 18 monthly installments . First seven installments of USD 0.080 Millions and next 11 installments of USD 0.095 Millions commenced from September 2013. Rate of Interest 4.33%.
Term Loan From State Bank of India (Vizag Plant) Secured by first and pari-passu charge on Land, Buildings, Plant & Machinery and Second charge on stocks, receivables and other current assets	The term loan is repayable in 22 quarterly installments commencing from 3rd quarter of FY 2015-16. Rate of Interest LIBOR + 4%
Corporate Loan From Bank of India Secured by first and pari-passu charge on Land, Buildings, Plant & Machinery and Second charge on stocks, receivables and other current assets	The term loan is repayable in 9 quarterly installments of USD 0.106 Million. Commencing from October 2013. Rate of Interest 6.8675%
Corporate Loan From Bank of Bahrain & Kuwait Secured by first and pari-passu charge on Land, Buildings, Plant & Machinery and Second charge on stocks, receivables and other current assets	The term loan is repayable in 16 quarterly installments of USD 0.375 Million. Commencing from December 2013. Rate of Interest LIBOR + 3.50%
Loan from Department of Science & Technology - I	The loan is repayable in 10 Annual installments of ₹50 Lakhs each commencing from October 2013. Rate of Interest 3.00%
Loan from Department of Science & Technology - II	The loan is repayable in 10 Annual installments of ₹44.40 Lakhs each commencing from February 2013.Rate of Interest 3.00%

NOTE 6: PROVISIONS

	Long-Term		Short-Term	
	As at 31st March 2015 ₹ in lakhs	As at 31st March 2014 ₹ in lakhs	As at 31st March 2015 ₹ in lakhs	As at 31st March 2014 ₹ in lakhs
Provision for employee benefits				
Provision for gratuity	64.43	64.40	213.73	222.60
Provision for leave encashment	163.05	114.96	148.52	27.70
	227.48	**179.36**	**362.25**	**250.30**
Other provisions				
Provision for taxation (Net of advance tax)	-	-	-	141.50
Proposed dividend	-	-	763.70	2,920.72
Provision for tax on proposed dividend	-	-	155.47	496.38
	-	-	**919.17**	**3,558.60**
	227.48	**179.36**	**1,281.42**	**3,808.90**

NOTE 7: DEFERRED TAX LIABILITY

	As at 31st March 2015 ₹ in lakhs	As at 31st March 2014 ₹ in lakhs
Deferred Tax Liability		
Fixed assets: Impact of difference between tax depreciation and depreciation/ amortisation charged for the financial reporting	2,545.58	2,974.60
	2,545.58	**2,974.60**
Deferred Tax Asset		
Unabsorbed losses	136.13	133.70
Provision for employee benefits	138.12	81.25
	274.25	214.94
Net deferred tax liability/ asset	**2,271.33**	**2,759.66**

NOTE 8: SHORT TERM BORROWINGS

Loans repayable on demand		
From Banks (Secured)		
Working Capital Loans from State Bank of India	2,327.20	2,383.47
Working Capital Loans from Bank of Bahrain & Kuwait	496.31	471.89
	2,823.51	**2,855.36**

8.1 ₹2,823.51 lakhs (Previous year: ₹2,855.36 lakhs) are secured by pari-passu first charge on inventories, receivables and other current assets of the Company and pari-passu second charge on movable and immovable fixed assets of the Company and equitable mortgage of the properties belonging to the Company, both present and future.

Suven_67-100_Pages_Kala 82 16/07/15 4:13 PM

NOTE 9: OTHER CURRENT LIABILITES

	As at 31st March 2015 ₹ in lakhs	As at 31st March 2014 ₹ in lakhs
Trade payables (refer note 31 for details of dues to micro and small enterprises) (A)	4,389.08	4,090.05
Other liabilties		
Current maturities of long-term borrowings (refer note 5)	1,883.24	2,428.69
Interest accrued but not due	42.03	35.05
Unclaimed dividend	32.66	21.13
Other payables		
Liabilities for expenses	1,256.38	2,035.51
Liabilities for statutory dues	102.90	59.63
Liabilities for capital works	927.38	171.85
TOTAL (B)	4,244.59	4,751.84
TOTAL (A+B)	8,633.67	8,841.90

Suven_67-100_Pages_Kala 83 16/07/15 4:13 PM

Notes to the Financial Statements

NOTE 10: FIXED ASSETS

₹ in lakhs

	Land - Free Hold	Buildings - Office at Factory	Buildings - Factory	Plant & Equipment	Furniture & Fixtures	Vehicles	Office Equipments	Laboratory Equipments	ETP Works	Misc Fixed Assets	EDP Equipments	Total	R&D Equipments	Total Tangible Assets	Software	Total Intangible Assets	Grand Total
Cost or valuation																	
As at 1st April, 2013	494.86	44.78	4,151.41	11,103.37	441.12	137.31	94.19	1,224.96	144.51	4.62	486.45	18,327.59	5,502.65	23,830.24	-	-	23,830.24
Additions	28.19	-	166.13	1,922.69	4.27	53.87	8.81	240.06	262.14	-	11.54	2,697.71	215.15	2,912.86	-	-	2,912.86
Disposals	-	-	-	-	-	10.60	-	-	-	-	-	10.60	-	10.60	-	-	10.60
Other Adjustments														-			
-Exchange differences	-	-	-	7.99	-	-	-	-	-	-	-	7.99	-	7.99	-	-	7.99
As at 31st March, 2014	523.05	44.78	4,317.55	13,034.05	445.39	180.59	103.00	1,465.02	406.66	4.62	498.00	21,022.69	5,717.80	26,740.49	-	-	26,740.49
Additions	13.33	-	426.89	1,116.42	10.11	45.27	8.07	107.21	201.22	-	34.12	1,962.65	297.64	2,260.28	20.34	20.34	2,280.62
Disposals	-	-	-	15.58	-	19.99	-	-	-	4.62	58.68	98.87	-	98.87	-	-	98.87
Other Adjustments																	
-Exchange differences	-	-	-	129.41	-	-	-	-	-	-	-	129.41	-	129.41	-	-	129.41
As at 31st March, 2015	536.38	44.78	4,744.44	14,264.30	455.50	205.86	111.07	1,572.23	607.87	-	473.44	23,015.88	6,015.43	29,031.31	20.34	20.34	29,051.65
Depreciation																	
Upto 1st April, 2013	-	12.10	687.62	4,001.94	193.00	90.54	47.59	257.59	110.90	4.26	473.80	5,879.33	1,799.37	7,678.71	-	-	7,678.71
Charge for the year	-	0.73	140.49	621.18	28.03	12.75	4.67	61.95	10.53	0.22	3.19	883.74	265.25	1,148.99	-	-	1,148.99
Disposals	-	-	-	-	-	10.60	-	-	-	-	-	10.60	-	10.60	-	-	10.60
Other Adjustments	-	-	-	-	-	-	-	-	-	-	-	-	-	-	-	-	-
Upto 31st March, 2014	-	12.83	828.11	4,623.12	221.02	92.69	52.26	319.54	121.43	4.48	476.99	6,752.47	2,064.63	8,817.10	-	-	8,817.10
Charge for the year	-	0.75	139.85	623.50	48.48	23.96	5.57	200.15	35.43	-	99.13	1,176.84	1,243.63	2,420.47	0.73	0.73	2,421.20
Disposals	-	-	-	15.58	-	19.99	-	-	-	4.62	58.68	98.87	-	98.87	-	-	98.87
Other Adjustments																	
-Adjustment as per Schedule II	-	-	-	(20.17)	14.02	(0.14)	45.15	29.19	17.47	0.14	(70.46)	15.21	702.10	717.31	-	-	717.31
Upto 31st March, 2015	-	13.59	967.96	5,210.87	283.52	96.53	102.98	548.88	174.34	-	446.97	7,845.65	4,010.36	11,856.00	0.73	0.73	11,856.74
Net Block																	
As at 31st March, 2014	523.05	31.95	3,489.44	8,410.93	224.37	87.89	50.74	1,145.48	285.22	0.14	21.01	14,270.22	3,653.17	17,923.39	-	-	17,923.39
As at 31st March, 2015	536.38	31.20	3,776.48	9,053.43	171.99	109.33	8.09	1,023.35	433.53	-	26.47	15,170.23	2,005.08	17,175.31	19.61	19.61	17,194.92

Note 1 : Depreciation on R & D Equipment of ₹1,243.63 lakhs has been added to R & D Expenses (Previous Year: ₹265.25 lakhs)

Note 2 : Depreciation for the year is based on the Schedule II of Companies Act, 2013. Had w continued to follow the earlier useful life, the depreciation for the year ended 31st March 2015 would have been lower by ₹1,165.07 lakhs. The net block of the assets would have been higher by ₹1,165.07 lakhs.

Note 3 : Pursuant to the enactment of Companies Act 2013, w has applied the estimated useful lives as specified in Schedule II, except in respect of certain assets as disclosed in Accounting Policy on Depreciation, Amortisation and Depletion. Accordingly the unamortised carrying value is being depreciated / amortised over the revised/ remaining useful lives. The written down value of Fixed Assets whose lives have expired as at 1st April 2014 have been adjusted net of tax, in the opening balance of Profit and Loss Account amounting to ₹469.06 lakhs.

Suven_67-100_Pages_Kala 84
16/07/15 4:13 PM

NOTE 11: NON-CURRENT INVESTMENTS

	As at 31st March 2015 ₹ in lakhs	As at 31st March 2014 ₹ in lakhs
Non-trade investments (valued at cost unless stated otherwise)		
Investment in equity instruments (Quoted)		
100 (March31, 2014: 100) Equity Shares of ₹20/- each in G.S.F.C.Limited	-	0.02
Government and trust securities (Unquoted)		
Investment In National Savings Certificates	-	0.13
	-	0.15
Aggregate amount of quoted investments		
Book value	-	0.02
Market value	-	0.002
Aggregate amount of unquoted investments		
Book value	-	0.13

NOTE 12: LOANS AND ADVANCES

	Long-Term		Short-Term	
	As at 31st March 2015 ₹ in lakhs	As at 31st March 2014 ₹ in lakhs	As at 31st March 2015 ₹ in lakhs	As at 31st March 2014 ₹ in lakhs
(Unsecured, Considered good)				
Capital Advances	843.39	1,071.18	-	-
Security Deposits	243.31	187.57	-	44.34
Advances for purchases	-	-	11.89	191.34
Advances for expenses	-	-	269.06	299.74
Other loans and advances				
Prepaid expenses	-	-	212.81	93.52
VAT credit receivable	-	-	872.98	444.19
CENVAT credit receivable	-	-	2,579.33	844.66
Service tax credit receivable	-	-	388.48	868.35
MAT credit entitlement	-	-	2,739.04	3,990.95
Advance income-tax (net of provision for tax)	-	-	355.63	-
Others	2.04	4.97	30.57	27.11
	1,088.74	**1,263.72**	**7,459.79**	**6,804.20**

Suven_67-100_Pages_Kala 85 16/07/15 4:13 PM

NOTE 13: CURRENT INVESTMENTS

	As at 31st March 2015 ₹ in lakhs	As at 31st March 2014 ₹ in lakhs
Current investments (valued at lower of cost and fair value, unless stated otherwise)		
Quoted mutual funds		
SBI Infrastructure Fund	3.64	3.64
50,000 (31 March, 2014: 50,000) units of ₹10/- each		
	3.64	3.64
Aggregate amount of quoted investments		
Book value	3.64	3.64
Market value	5.89	3.80

NOTE 14: INVENTORIES

(valued at lower of cost and net realisable value)		
Raw Materials	2,996.25	2,447.42
Packing Materials	224.95	37.71
Work-in- Process	1,857.20	2,230.61
Finished Goods (Including Stock-in-Transit ₹677.53 lakhs (31 March, 2014: Nil))	2,649.60	2,624.14
Stores and Spares	452.55	522.99
	8,180.55	**7,862.87**

NOTE 15: TRADE RECEIVABLES

(Unsecured, Considered Good)		
- Outstanding for a period exceeding six months from the date they are due for payment	7.05	-
- Others	**4,009.87**	**6,547.03**
	4,016.92	**6,547.03**

NOTE 16: CASH AND BANK BALANCES

	Non-Current		Current	
	As at 31st March 2015 ₹ in lakhs	As at 31st March 2014 ₹ in lakhs	As at 31st March 2015 ₹ in lakhs	As at 31st March 2014 ₹ in lakhs
Cash and Cash equivalents				
Balances with banks				
On current accounts	-	-	406.21	181.58
Deposits with original maturity of less than three months	-	-	27,519.19	6,587.82
Cash on hand	-	-	10.79	7.64
	-	-	**27,936.19**	**6,777.04**

Suven_67-100_Pages_Kala 86 16/07/15 4:13 PM

NOTE 16: CASH AND BANK BALANCES

	Non-Current		Current	
	As at 31st March 2015 ₹ in lakhs	As at 31st March 2014 ₹ in lakhs	As at 31st March 2015 ₹ in lakhs	As at 31st March 2014 ₹ in lakhs
Other bank balances				
Earmarked balances with banks	-	-	32.72	25.80
Margin money deposit	145.86	137.12	-	-
	145.86	**137.12**	**32.72**	**25.80**
Amount disclosed under non-current assets (Refer note 17)	(145.86)	(137.12)	-	-
	-	**-**	**32.72**	**25.80**
	-	**-**	**27,968.90**	**6,802.84**

NOTE 17: OTHER ASSETS

(Unsecured, Considered good)				
Unamortised QIP Expenditure	484.68	-	-	-
Non-current bank balances (refer note 16)	145.86	137.12	-	-
Interest accrued	-	-	59.98	35.75
MTM Gain	-	-	8.10	-
	630.54	**137.12**	**68.08**	**35.75**

NOTE 18: REVENUE FROM OPERATIONS

	For the year ended 31st March 2015 ₹ in lakhs	For the year ended 31st March 2014 ₹ in lakhs
Sale of Products	50,090.15	49,371.38
Less: Excise Duty	(74.13)	(27.38)
	50,016.02	49,344.00
Sale of Services	2,069.48	1,687.24
	52,085.50	**51,031.24**

18.1 Sale of Products

(a) Bulk drugs	1,837.39	1,298.11
(b) Intermediates	45,420.48	45,770.39
(c) Recoveries	15.50	7.87
(d) Job works	2,742.65	2,267.63
	50,016.02	**49,344.00**

18.2 Sale of Services

(a) Contract technical services	128.77	136.23
(b) Clinical trial services	5.83	95.78
(c) Process development charges	187.07	546.64
(d) Formulation development charges	746.28	908.58
(e) Royalty services	1,001.52	-
	2,069.48	**1,687.24**

NOTE 19: OTHER INCOME

	For the year ended 31st March 2015 ₹ in lakhs	For the year ended 31st March 2014 ₹ in lakhs
Interest Income on		
Bank deposits	218.45	134.50
Others	15.40	12.71
Dividend Income on Current Investments	569.87	101.84
Profit on sale of assets	4.12	0.48
Net gain on sale of investments	7.83	-
Foreign Exchange Fluctuations Gain (Net)	28.91	53.43
Miscellaneous Income	13.54	-
	858.12	**302.95**

NOTE 20: COST OF MATERIALS CONSUMED

Raw Materials		
Inventory at the beginning of the year	2,447.42	1,519.26
Purchases	17,716.29	15,762.79
Less: Inventory at the end of the year	2,750.72	2,447.42
	17,412.99	**14,834.63**
Packing Materials		
Inventory at the beginning of the year	37.71	19.18
Purchases	499.03	233.55
Less: Inventory at the end of the year	224.95	37.71
	311.79	**215.02**
Total	**17,724.78**	**15,049.65**

Details of Raw Materials consumed:

	For the year ended 31st March 2015		For the year ended 31st March 2014	
	Quantity (KGs)	Amount (₹ in lakhs)	Quantity (KGs)	Amount (₹ in lakhs)
(a) 3- Isochromanone	775,437	8,069.16	400,005	4,300.55
(b) Methanol	2,929,178	874.73	2,880,649	1,074.31
(c) Caustic Soda Lye	4,957,678	706.53	3,578,271	539.01
(d) Others	-	7,762.57	-	8,920.76
Total		**17,412.99**		**14,834.63**

Details of inventories

	As at 31st March 2015		As at 31st March 2014	
	Quantity (KGs)	Amount (₹ in lakhs)	Quantity (KGs)	Amount (₹ in lakhs)
(a) 3- Isochromanone	114,505	1,106.81	35,492	384.49
(b) Methanol	46,145	264.56	21,221	260.17
(c) Caustic Soda Lye	20,035	2.76	20,624	3.06
(d) Others	-	1,622.12	-	1,799.70
Total		**2,996.25**		**2,447.42**

Suven_67-100_Pages_Kala 88 16/07/15 4:13 PM

NOTE 21: (INCREASE)/ DECREASE IN INVENTORIES OF WORK-IN-PROGRESS AND FINISHED GOODS

	For the year ended 31st March 2015 ₹ in lakhs	For the year ended 31st March 2014 ₹ in lakhs
Inventories at the end of the year		
Work-in-progress	1,857.20	2,230.61
Finished Goods	2,649.60	2,624.14
	4,506.80	4,854.75
Inventories at the beginning of the year		
Work-in-progress	2,230.61	1,898.85
Finished Goods	2,624.14	1,558.24
	4,854.75	3,457.09
(Increase)/ decrease in inventories	347.95	(1,397.66)

Details of inventories of finished goods

	For the year ended 31st March 2015		For the year ended 31st March 2014	
	Quantity (MT)	Amount (₹ in lakhs)	Quantity (MT)	Amount (₹ in lakhs)
(a) Bulk Drugs	3.42	61.88	4.14	146.07
(b) Intermediates	191.11	2,587.72	163.16	2,478.07
Total	194.53	2,649.60	167.30	2,624.14

NOTE 22: MANUFACTURING EXPENSES

	For the year ended 31st March 2015 ₹ in lakhs	For the year ended 31st March 2014 ₹ in lakhs
Power & Fuel	2,804.31	2,584.70
Consumable Stores	74.71	56.07
Factory Upkeep Expenses	1,174.36	929.34
Environment Management Expenses	356.59	246.48
Safety Expenses	66.52	69.74
Quality Control Expenses	554.74	400.45
Repairs & Maintenance:		
Buildings	93.73	122.02
Plant & Machinery	1,319.25	980.14
	6,444.21	5,388.94

Suven_67-100_Pages_Kala 89 16/07/15 4:13 PM

NOTE 23: EMPLOYEE BENEFIT EXPENSE

	For the year ended 31st March 2015 ₹ in lakhs	For the year ended 31st March 2014 ₹ in lakhs
Salary, Wages, Allowances & other Benefits	3,039.25	2,548.68
Contribution to Provident & other funds	304.61	304.96
Staff Welfare Expenses	307.31	290.57
	3,651.17	**3,144.21**

As per Accounting Standard 15 "Employee benefits", the disclosures as defined in the Accounting Standard are given below :

Defined contribution plans and respective contributions

Contribution to defined contribution plans, recognised as expense for the year is as under :

	For the year ended 31st March 2015 ₹ in lakhs	For the year ended 31st March 2014 ₹ in lakhs
Provident Fund	153.33	154.88
State Defined Contribution Plans		
i. Employees' State Insurance	22.74	20.99
ii. Employees' Pension Scheme, 1995	**73.98**	**48.40**

Post-employment benefit plans

a) **Gratuity**

Under the gratuity plan, every employee who has completed atleast five years of service gets a gratuity on departure @ 15 days of last drawn salary for each completed year of service. The scheme is funded with an insurance company in the form of qualifying insurance policy.

The following tables summarise the components of net benefit expense recognised in the statement of profit and loss and the funded status and amounts recognised in the balance sheet for the respective plan.

Statement of Profit & Loss

Net employee benefit expense recognised in the employee cost

	For the year ended 31st March 2015 ₹ in lakhs	For the year ended 31st March 2014 ₹ in lakhs
Current service cost	28.01	22.86
Interest cost on benefit obligation	43.71	40.63
Expected return on plan assets	(23.34)	(18.48)
Net actuarial(gain) / loss recognised in the year	6.18	(14.98)
Net benefit expense	**54.56**	**30.03**

Balance Sheet

Benefit (asset)/ liability

	For the year ended 31st March 2015 ₹ in lakhs	For the year ended 31st March 2014 ₹ in lakhs
Present value of obligation at the end of the year	287.00	292.95
Fair value of plan assets at the end of the year	(8.83)	(5.95)
Net (asset) / liability recognised in the Balance Sheet	**278.17**	**287.00**

Suven_67-100_Pages_Kala 90 16/07/15 4:13 PM

NOTE 23: EMPLOYEE BENEFIT EXPENSE *(contd.)*

Changes in the present value of the defined benefit obligation are as follows:

	For the year ended 31st March 2015 ₹ in lakhs	For the year ended 31st March 2014 ₹ in lakhs
Opening defined benefit obligation	546.34	507.90
Current service cost	28.01	22.86
Interest cost	43.71	40.63
Benefits paid	(33.03)	(10.07)
Actuarial (gains) / losses on obligation	6.18	(14.98)
Closing defined benefit obligation	**591.21**	**546.34**

Changes in the fair value of plan assets are as follows:

	For the year ended 31st March 2015 ₹ in lakhs	For the year ended 31st March 2014 ₹ in lakhs
Opening fair value of plan assets	259.34	214.95
Expected return	23.34	18.48
Actuarial gains / (losses)	-	-
Contributions by employer	30.83	35.99
Benefits paid	(0.47)	(10.07)
Closing fair value of plan assets	**313.04**	**259.34**

The major categories of plan assets as a percentage of the fair value of total plan assets are as follows:

	For the year ended 31st March 2015 ₹ in lakhs	For the year ended 31st March 2014 ₹ in lakhs
Investments with insurer	100%	100%

The principal assumptions used in determining gratuity benefit obligations for the Company's plans are shown below:

	For the year ended 31st March 2015	For the year ended 31st March 2014
Discount rate (per annum)	8.00%	8.00%
Rate of increase in compensation levels	9.00%	9.00%
Rate of return on plan assets (for funded scheme)	9.00%	8.75%
Expected average remaining working lives of employees (years)	**24.67**	**25.32**

The estimates of future salary increases, considered in actuarial valuation, take account of inflation, seniority, promotion and other relevant factors, such as supply and demand in the employment market.

The overall expected rate of return on assets is determined based on the market prices prevailing on that date, applicable to the period over which the obligation is to be settled. There has been significant change in expected rate of return on assets due to change in the market scenario.

Suven_67-100_Pages_Kala 91 16/07/15 4:13 PM

NOTE 23: EMPLOYEE BENEFIT EXPENSE *(contd.)*

Amounts for the current and previous four periods are as follows:

	For the year ended 31st March 2015 ₹ in lakhs	For the year ended 31st March 2014 ₹ in lakhs	For the year ended March 31, 2013 ₹ in lakhs	For the year ended March 31, 2012 ₹ in lakhs	For the year ended March 31, 2011 ₹ in lakhs
Defined benefit obligation	591.21	546.34	507.90	468.77	331.99
Plan assets	313.04	259.34	214.95	167.88	127.54
Surplus / (deficit)	(278.17)	(287.00)	(292.95)	(300.89)	(204.45)

b) Other Employee Benefit Plan

The liability for Leave Encashment as at the year end is ₹311.56 lakhs (Previous year: ₹142.66 lakhs) and the assumptions are as same as above.

NOTE 24: RESEARCH & DEVELOPMENT EXPENSES

	For the year ended 31st March 2015 ₹ in lakhs	For the year ended 31st March 2014 ₹ in lakhs
R & D salaries	1,193.17	1,181.94
R & D materials	586.76	480.72
Patent related expenses	460.66	726.57
Lab maintenance	807.49	974.05
R & D other expenses	1,304.55	1,166.26
Depreciation	1,243.63	265.25
	5,596.26	4,794.79

NOTE 25: FINANCE COST

Interest	286.05	618.92
Bank Charges	184.87	150.55
Exchange fluctuation on foreign currency loans	-	281.81
	470.92	1,051.28

Suven_67-100_Pages_Kala 92 16/07/15 4:13 PM

NOTE 26: OTHER EXPENSES

	For the year ended 31st March 2015 ₹ in lakhs	For the year ended 31st March 2014 ₹ in lakhs
Administrative & other expenses		
Rent	79.60	84.45
Rates & taxes	10.06	18.99
Service tax	10.88	3.32
Insurance	163.53	171.55
Communication charges	76.25	68.34
Travelling & conveyance	351.91	282.43
Printing & stationery	89.79	76.88
Vehicle maintenance	39.13	22.64
Professional charges	356.07	329.97
Payments to auditors (refer note 26.1)	13.62	8.12
Security charges	133.50	114.75
Donations	2.70	3.39
Repairs & maintenance	49.97	38.92
Loss on foreign exchange fluctuations	26.75	-
Loss /(gain) on forward contracts	-	23.31
Corporate social responsbility (refer note 36)	126.24	-
QIP expenses to the extent written off	121.17	-
General expenses	202.58	154.59
	1,853.75	**1,401.65**
Selling expenses		
Sales promotion	164.85	252.79
Clearing & forwarding	243.79	328.53
Commission on sales	108.77	89.90
	517.41	**671.22**
Clinical project expenses	4.13	72.59
	4.13	**72.59**
Total	**2,375.29**	**2,145.45**

26.1 Payment to Auditor

As auditors	10.00	5.50
For tax matters	2.50	1.75
For other services	1.00	0.75
For reimbursement of expenses	0.12	0.12
	13.62	**8.12**

NOTE 27: EARNINGS PER SHARE

Net Profit after tax available for equity shareholders	10,875.03	14,415.75
Weighted average of number of equity shares outstanding during the year (Nos in lakhs)	1,202.37	1,168.29
Basic and diluted earnings per equity share of Re. 1/- each (₹)	**9.04**	**12.34**

Suven_67-100_Pages_Kala 93 16/07/15 4:13 PM

Notes to the Financial Statements

NOTE 28: CONTINGENT LIABILITIES

	For the year ended 31st March 2015 ₹ in lakhs	For the year ended 31st March 2014 ₹ in lakhs
Income tax appeal for Assessment Year 2010-11	-	16.98
Income tax appeal for Assessment Year 2011-12	7.64	7.64
Income tax appeal for Assessment Year 2012-13	20.94	-
Letter of Credit for imports	1,207.21	382.30

NOTE 29: COMMITMENTS

Estimated amount of contracts remaining to be executed on capital account	609.07	1,360.11
Forward foreign exchange contracts	1,133.47	-

NOTE 30:

During the year unclaimed dividend pertaining to 2006-07 amounting to ₹1.57 lakhs has been transferred to Investor Education and Protection Fund. There are no amounts due and outstanding to be credited to the Investor Education and Protection Fund as of 31st March 2015 (Previous year: Nil)

NOTE 31:

Based on information available with the Company, no creditors have been identified as Micro and Small enterprises with in the meaning of "Micro, Small and Medium enterprises development (MSMED) Act ,2006".

NOTE 32: MANAGERIAL REMUNERATION

	Chairman & CEO		Whole-time Director	
	For the year ended 31st March 2015 ₹ in lakhs	For the year ended 31st March 2014 ₹ in lakhs	For the year ended 31st March 2015 ₹ in lakhs	For the year ended 31st March 2014 ₹ in lakhs
Salary & Allowances	145.00	120.00	69.00	54.00
Commission	157.51	207.80	78.75	103.90
Contribution to Provident Fund	17.40	14.40	8.28	6.48
Perquisites	-	-	-	-
Total	319.91	342.20	156.03	164.38

NOTE 33: EMPLOYEE STOCK OPTION SCHEME

	For the year ended 31st March 2015 (No. of Shares)	For the year ended 31st March 2014 (No. of Shares)
Options outstanding at the beginning of the year	700,000	1,190,600
Add : Granted during the year	-	-
	700,000	1,190,600
Less: Lapsed	-	490,600
Converted into equity shares	-	-
	700,000	700,000

NOTE 34:

Excise Duty amounting to ₹7.33 lakhs on closing stock of finished goods has been provided during the year to comply with ' Guidance Note on Accounting treatment for excise duty issued by Institute of Chartered Accountants of India.

Suven_67-100_Pages_Kala 94 16/07/15 4:13 PM

NOTE 35: UTILISATION OF FUND RAISED THROUGH QIP

During the year ended 31st March 2015 the Company has raised ₹20,000 lacs primarily for clinical development expenses, capital expenditure and general corporate purposes and any other purposes as may be permissible under applicable law.

Particulars	For the year ended 31st March 2015 ₹ in lakhs	For the year ended 31st March 2014 ₹ in lakhs
Amount raised through QIP	20,000.00	-
Less : QIP expenses	605.85	-
	19,394.15	-

Details of short term investment made from unutilised portion of the QIP issue during the year ended 31st March 2015:

Particulars	For the year ended 31st March 2015 ₹ in lakhs	For the year ended 31st March 2014 ₹ in lakhs
Investment in Fixed Deposits of the banks	19,394.15	-

NOTE 36: CORPORATE SOCIAL RESPONSIBILITY EXPENDITURE

(a) Gross amount required to be spent by the Company during the year : ₹168.51 Lakhs.

(b) Amount spent on during the year on:

Particulars	Construction/ acquisition of any asset		On other purposes	
	For the year ended 31st March 2015 ₹ in lakhs	For the year ended 31st March 2014 ₹ in lakhs	For the year ended 31st March 2015 ₹ in lakhs	For the year ended 31st March 2014 ₹ in lakhs
In cash	-	-	126.24	-
Yet to be paid in cash	-	-	42.27	-
Total	-	-	168.51	-

NOTE 37: SEGMENT REPORTING

(A) Primary Segment:

Business Segment

Segments have been identified and reported taking into account the nature of products, the differing risk and returns, the organisation structure and the internal financial reporting scheme.The company has identified the following segments as its reportable segments:

(a) Manufacturing (CRAMS)

(b) Services (DDDSS)

(c) Research and Development

I. Manufacturing (CRAMS) - Bulk Drugs & Intermediates under contract services products are developed and produced on an exclusive basis under contract Manufacturing services

II. Services (DDDSS) - Which consists of Collaborative Research Projects (CRP), Clinical Trials and Testing and Analysis services

(B) Secondary Segment:

Geographical Segment

The Company has identified the following geographical reportable segments:

(a) India-The company sells Bulk Drugs and Intermedites and Fine Chemicals.

(b) USA -The company sells Intermediates

(c) Europe-The company sells Bulk Drugs and Intermedites

(d) Others -The company sells Bulk Drugs and Intermedites

Suven_67-100_Pages_Kala 95 16/07/15 4:13 PM

NOTE 37: SEGMENT REPORTING *(contd.)*

(B) Secondary Segment:

₹ in lakhs

Particulars	Manufacturing (CRAMS)		Services (DDDSS)		Research and Development		Un allocated		Total	
	2014-15	2013-14	2014-15	2013-14	2014-15	2013-14	2014-15	2013-14	2014-15	2013-14
Segment Revenue										
External Sales	50,016.03	49,344.00	2,069.48	1,687.24	-	-	-	-	52,085.50	51,031.24
	50,016.03	49,344.00	2,069.48	1,687.24	-	-	-	-	52,085.50	51,031.24
Segment Result										
Operating Profit	21,125.82	26,308.56	1,113.29	888.72	(5,596.26)	(4,794.79)	(1,201.33)	(1,509.78)	15,441.52	20,892.71
Interest Expense	-	-	-	-	-	-	286.05	618.92	286.05	618.92
Income Tax - Current	-	-	-	-	-	-	3,090.18	4,325.76	3,090.18	4,325.76
Previous Current Tax	-	-	-	-	-	-	180.03	-	180.03	-
Deferred Tax	-	-	-	-	-	-	(240.08)	4,329.28	-240.08	4,329.28
MAT Credit Entitlement	-	-	-	-	-	-	1,250.31	(2,797.01)	1,250.31	(2,797.01)
Net Profit	21,125.82	26,308.56	1,113.29	888.72	(5,596.26)	(4,794.79)	(5,767.82)	(7,986.73)	10,875.03	14,415.75
Other Information										
Segment Assets	38,065.82	29,433.78	3,937.04	3,837.66	2,459.57	3,881.03	32,850.98	11,510.25	77,313.41	48,662.72
Segment Liabilities	9,813.34	9,924.53	324.79	344.03	1,900.92	2,065.78	699.55	9,883.75	12,738.60	22,218.09
Capital Expenditure	2,112.40	2,512.34	-	193.36	297.64	215.15	-	-	2,410.03	2,920.85
Depreciation	998.94	834.16	89.31	24.79	1,243.63	265.25	89.31	24.79	2,421.20	1,148.99

(C) Geographical Information:

Particulars	Revenue		Location of Assets		Additions to Fixed Assets	
	For the year ended 31st March 2015 ₹ in lakhs	For the year ended 31st March 2014 ₹ in lakhs	For the year ended 31st March 2015 ₹ in lakhs	For the year ended 31st March 2014 ₹ in lakhs	For the year ended 31st March 2015 ₹ in lakhs	For the year ended 31st March 2014 ₹ in lakhs
INDIA	4,095.40	3,265.33	28,992.68	26,681.52	2,410.03	2,883.69
U S A	9,150.83	14,717.88	58.97	58.97	-	37.16
EUROPE	35,577.22	29,058.97	-	-	-	-
OTHERS	3,262.05	3,989.06	-	-	-	-
	52,085.50	51,031.24	29,051.65	26,740.49	2,410.03	2,920.85

Suven_67-100_Pages_Kala 96 16/07/15 4:13 PM

NOTE 38: RELATED PARTY DISCLOSURES

List of and relationship with related parties with whom transactions have taken place during the year :

Holding Company	:	M/s. Jasti Property and Equity Holdings Private Limited
Key Managerial Personnel	:	Mr. Venkateswarlu Jasti (Chairman & CEO)
		Mrs. Sudha Rani Jasti (Whole-time Director)
		Mr. P. Subba Rao (Chief Financial Officer)
		Mr. K. Hanumatha Rao (Company Secretary)
Relative of Key Managerial Personnel	:	Ms. Kalyani Jasti (Daughter of Mr. Venkateswarlu Jasti)
		Mrs. Sirisha Jasti (Daughter of Mr. Venkateswarlu Jasti)
Jointly controlled entity	:	Suven Trust

₹ in lakhs

Particulars	Key Managerial Personnel		Relative of Key Managerial Personneal		Jointly controlled entity		Total	
	2014-15	2013-14	2014-15	2013-14	2014-15	2013-14	2014-15	2013-14
Remuneration/ Salary	505.86	534.47	114.10	103.36	-	-	619.96	637.83
Corporate Social Responsibility	-	-	-	-	126.24	-	126.24	-
Balance outstanding								
Remuneration/ Salary	237.95	313.26	0.89	0.84	-	-	238.84	314.10

NOTE 39: VALUE OF IMPORTS ON CIF BASIS

	For the year ended 31st March 2015 ₹ in lakhs	For the year ended 31st March 2014 ₹ in lakhs
Raw Materials	5,030.38	4,081.45
Packing Materials	241.19	-
Components and Spare Parts	332.84	255.42
Capital Equipment	420.25	479.72

NOTE 40: EXPENDITURE IN FOREIGN CURRENCY

	For the year ended 31st March 2015 ₹ in lakhs	For the year ended 31st March 2014 ₹ in lakhs
Travel	73.99	46.21
Dividend	105.20	12.62
Sales Commission	103.85	155.65
Foreign Branch Expenses	488.87	416.29
Research & Development Expenses	1,652.91	623.75
	2,424.82	1,254.52

Suven_67-100_Pages_Kala 97 16/07/15 4:13 PM

NOTE 41: VALUE OF IMPORTED AND INDIGENEOUS RAW MATERIALS , STORES AND SPARES CONSUMED AND PERCENTAGE OF EACH TO TOTAL CONSUMPTION

Particulars	For the year ended 31st March 2015		For the year ended 31st March 2014	
	Value	% to Total	Value	% to Total
Raw Materials				
Imported	2,003.52	11.51%	3,495.60	23.56%
Indigenous	15,409.47	88.49%	11,339.03	76.44%
Total	17,412.99	100.00%	14,834.63	100.00%
Packing Materials				
Imported	164.85	52.87%	-	0.00%
Indigenous	146.94	47.13%	215.02	100.00%
Total	311.79	100.00%	215.02	100.00%
Stores and Spares				
Imported	-	0.00%	9.62	17.16%
Indigenous	74.71	100.00%	46.45	82.84%
Total	74.71	100.00%	56.07	100.00%

NOTE 42: DIVIDEND REMITTANCES IN FOREIGN CURRENCY

Year of remittance	On account of Financial Year	Number of non-resident shareholders	No. of shares held	Amount of dividend
2014/2015	2013/2014	7	4,207,900	105.20
2013/2014	2012/2013	7	4,207,900	12.62

NOTE 43: EARNINGS IN FOREIGN CURRENCY

Particulars	For the year ended 31st March 2015 ₹ in lakhs	For the year ended 31st March 2014 ₹ in lakhs
FOB Value of Exports	45,898.47	46,003.64
Royalty and Other Services	1,895.11	1,513.74

NOTE 44:

Previous year figures have been regrouped and reclassified wherever considered necessary to confirm to this year's classifications.

As per our report of even date

for **KARVY & CO.**
Chartered Accountants
(Firm Registration No.001757S)

V. Kutumba Rao
Partner
Membership No. 018796

for and on behalf of the Board of Directors of
Suven Life Sciences Limited

Venkateswarlu Jasti
Chairman & CEO
DIN: 00278028

P. Subba Rao
Chief Financial Officer
Membership No. A11342

K. Hanumantha Rao
Company Secretary
Membership No. A11599

Place: Hyderabad
Date: 26th May, 2015

Suven_67-100_Pages_Kala 98 16/07/15 4:13 PM

Notes

Suven_67-100_Pages_Kala 99 16/07/15 4:13 PM

Corporate
information

Board of Directors

Shri Venkateswarlu Jasti	Chairman & CEO
Smt Sudha Rani Jasti	Whole-time Director
Dr M R Naidu	Director
Dr K V Raghavan	Director
Shri D G Prasad	Director
Prof Seyed E Hasnain	Director
Shri M Gopala Krishna, IAS (Retd.)	Director

Chief Financial Officer
CMA P Subba Rao

Company Secretary
CS K Hanumantha Rao

Statutory Auditors
Karvy & Co.,
Chartered Accountants
No.2, Bhooma Plaza, Street No.4
Avenue 7, Banjara Hills, Hyderabad - 500 034.

Secretarial Auditors
dvmgopal & associates, Company Secretaries
6/3/154-159, Flat No. 303, 3rd Floor,
Royal Majestic, Prem Nagar Colony
Hyderabad – 500 004.

Internal Auditors
Polineni Associates, Chartered Accountants
Flat No. 203, Gayatri Nilayam, 1-1-721/A,
Gandhi Nagar, Hyderabad – 500 080

Registrars & Share Transfer Agents
Karvy Computershare Pvt. Ltd.
Karvy Selenium, Tower B, Plot 31-32, Gachibowli,
Financial District, Nanakramguda,
Hyderabad - 500 032

Bankers
State Bank of India
Bank of India
Bank of Bahrain & Kuwait

Manufacturing Facilities
Unit – 1: Dasaigudem (V), Suryapet (M), Nalgonda Dist, Telangana - 508 213

Unit – 2: Plot No.18/B, Phase III, IDA Jeedimetla, Hyderabad, Telangana – 500 055

Unit – 3:

A) Plot No. 262, 263 & 269 – 271, IDA, Pashamylaram, Medak Dist. Telangana – 502 307

B) Plot No. 264, IDA Pashamylaram, Medak Dist. Telangana – 502 307

Research and Development Centre(s)
Research Centre – I
Plot No.18/B, Phase III, IDA Jeedimetla,
Hyderabad - 500 055

Research Centre - II
Bio-Pharmaceutical Lab
Plot No(s). 267-268, IDA Pashamylaram, Medak
Dist. Telangana – 502 307

Research Centre - III
Formulation Development Centre
Plot No. 265 to 268, APIIC, IDA Pashamylaram,
Medak Dist, Telangana – 502 307

Registered Office
8-2-334 I SDE Serene Chambers I 6th Floor | Road No.5 I Avenue 7 I Banjara Hills I Hyderabad – 500 034 I Telangana I India
Tel: 91 40 2354 1142/ 3311/ 3315 Fax: 91 40 2354 1152 Email: info@suven.com website: www.suven.com
CIN: L24110TG1989PLC009713

A TRISYS PRODUCT
info@trisyscom.com
www.kalajyothi.com

SUVEN LIFE SCIENCES LIMITED
26TH ANNUAL REPORT

CIN: L24110TG1989PLC009713
SDE SERENE CHAMBERS
ROAD NO. 5, AVENUE 7, BANJARA HILLS,
HYDERABAD - 500034

2014/15

SUVEN LIFE SCIENCES LIMITED
CIN: L24110TG1989PLC009713
Registered Office: 8-2-334 I SDE Serene Chambers I 6th Floor
Road No.5 I Avenue 7 I Banjara Hills I Hyderabad – 500 034 I Telangana I India
Tel: 91 40 2354 1142/ 3311 Fax: 91 40 2354 1152 Email: info@suven.com website: www.suven.com

NOTICE

NOTICE is hereby given that the 26th ANNUAL GENERAL MEETING of the Members of SUVEN LIFE SCIENCES LIMITED will be held on Friday, the 14th day of August, 2015 at 3.00 p.m. at the KLN Prasad Auditorium, The Federation of Telangana and Andhra Pradesh Chambers of Commerce & Industry [FTAPCCI], 11-6-841, Red Hills, Hyderabad –500 004 to transact the following businesses:

ORDINARY BUSINESS

1. To receive, consider and adopt the Audited Balance Sheet as at 31st March 2015, the Statement of Profit & Loss for the year ended on that date and together with the Report of the Directors and the Auditor's Report thereon.
2. To declare a dividend
3. To appoint a director in place of Shri Venkateswarlu Jasti, (DIN: 00278028) who retires by rotation, and being eligible, offers himself for re-appointment.
4. To appoint Auditors and to fix their remuneration and, in this regard, to consider and, if thought fit, to pass, with or without modification(s), the following resolution as an Ordinary Resolution:

"RESOLVED THAT M/s. Karvy & Co., Chartered Accountants (Firm Registration No.001757S), be and is hereby re-appointed as Auditors of the Company to hold office from the conclusion of this Annual General Meeting until the conclusion of next Annual General Meeting of the Company at such remuneration as may be mutually agreed between the Board of Directors of the Company and the Auditors."

by order of the Board of Directors

Place: Hyderabad
Date: May 26, 2015

K Hanumantha Rao
Company Secretary
M. No. A11599

NOTES

1. **A MEMBER ENTITLED TO ATTEND AND VOTE AT THIS ANNUAL GENERAL MEETING (AGM) IS ENTITLED TO APPOINT A PROXY TO ATTEND AND VOTE INSTEAD OF HIMSELF/ HERSELF and** Proxy need not be a member of the Company. The instrument appointing the proxy, in order to be effective must be deposited at the Company's Registered Office, duly completed and signed, not less than FORTY-EIGHT HOURS before the commencement of the meeting. A person shall not act as a Proxy for more than 50 (fifty) members and holding in the aggregate not more than 10 (ten) percent of the total voting share capital of the Company. However, a single person may act as a proxy for a member holding more than 10 (ten) percent of the total voting share capital of the Company provided that such person shall not act as a proxy for any other person.

2. In terms of Section 152 of the Companies Act, 2013, Shri Venkateswarlu Jasti (DIN 00278028), Director, retire by rotation at the Meeting and being eligible, offers himself for re-appointment. The Board of Directors of the Company commends his re-appointment. Brief profile of Director, names of companies in which is hold directorships and memberships / chairmanships of Board Committees, shareholding and relationships between directors inter-se as stipulated under Clause 49 of the Listing Agreement with the Stock Exchanges, are given at the end of the notes".

3. Members holding shares in physical form are requested to notify any change in their address or bank mandates immediately to the Registrars and Transfer Agents M/s. Karvy Computershare Pvt. Ltd., at Karvy Selenium, Tower B, Plot 31-32, Gachibowli, Financial District, Nanakramguda, Hyderabad – 500 032 and in case of Members holding shares in electronic form are requested to notify any change in mailing address or bank mandates to their respective Depository Participants with whom they are maintaining their demat accounts.

4. The Members are requested to bring their copies of the Annual Report to the meeting, and handover the attendance slips at the entrance hall of the meeting.

5. The Company has notified that the Register of Members of the Company and share transfer books will remain closed **from 25th July, 2015 to 28th July, 2015 (both days inclusive)** for determining the names of members eligible for dividend on equity shares, if declared at the meeting.

6. Dividend if declared at the Annual General Meeting, will be paid to the members whose names appear on the Register of Members as on **24th July, 2015** in respect of shares held in physical form and in respect of shares held in electronic form, dividend will be paid to the beneficial owners as per the list to be provided by the Depositories viz., NSDL and CDSL, as on the book closure date.

7. Members desiring to have any information on the accounts are requested to make a request for the same at least one week before the date of meeting. So that the requisite information will be made available at the meeting.

8. Corporate Members are requested to send a duly certified copy of the Board Resolution/ Power of Attorney authorizing their representative to attend and vote on their behalf at the Annual General Meeting.

9. Relevant documents referred to in the accompanying Notice are open for inspection by the members at the Registered Office of the company on all working days, during business hours up to the date of the meeting.

10. Members who hold shares in physical form can nominate a person in respect of all the shares held by them singly or jointly. Members who hold shares in single name are advised, in their own interest to avail of the nomination facility. Members holding shares in dematerialized form may contact their respective depository participant(s) for recording nomination in respect of their shares.

11. Members are requested to send all correspondence concerning registration of transfers, transmission, subdivision or any other shares related matter to Company's Registrars M/s. Karvy Computershare Pvt. Ltd., Hyderabad.

12. Members who have not registered their e-mail addresses so far are requested to register their e-mail addresses for receiving all communications including Annual Report, Notices, Circular, etc. from the Company in electronic mode.

13. The Company has transferred the unpaid dividends declared up to financial years 2006-07, from time to time on due dates, to the Investor Education and Protection Fund (the IEPF) established by the Central Government. Pursuant to the provisions of Investor Education and Protection Fund (Uploading of information regarding unpaid and unclaimed amounts lying with companies) Rules, 2012, the Company has uploaded the details of unpaid and

unclaimed amounts lying with the Company as on August 12, 2014 (date of last Annual General Meeting) on the website of the Company (www.suven.com), and also on the website of the Ministry of Corporate Affairs.

14. The Securities and Exchange Board of India (SEBI) has mandated the submission of Permanent Account Number (PAN) by every participant in securities market. Members holding shares in electronic form are, therefore, requested to submit their PAN to their Depository Participants with whom they are maintaining their demat accounts. Members holding shares in physical form can submit their PAN details to the Company / Karvy Computershare Pvt. Ltd., Hyderabad.

15. **Information and other instructions relating to e-voting and ballot paper voting are under:**

    (i) Pursuant to the provisions of Section 108 of Companies Act, 2013 read with Rule 20 of Companies (Management and Administration) Rules, 2014, as amended, the Company is providing to its members the facility to exercise their right to vote on the resolutions proposed to be passed in the 26th Annual General Meeting (AGM) by electronic means and the business may be transacted through e-voting facility. The members may cast their votes using an electronic voting system from a place other than the venue of the Meeting ('remote e-voting").

    (ii) For the benefit of Members who do not have access to e-voting facility, a ballot paper is being sent along with the Notice of the AGM, to enable them to send their assent or dissent by post. Members may send the duly completed ballot paper so as to reach the Scrutinizer at the Registered Office of the Company not later than 10th August, 2015 (5.00 pm). Ballot paper received after this date will be treated as invalid. Detailed instructions on process, manner for voting through post are given in the ballot paper.

    (iii) The facility for voting through Ballot paper shall also be made available at the Meeting. Members attending the Meeting, who have not already cast their vote by remote e-voting or through Ballot paper shall be able to exercise their right at the Meeting. The members who have cast their vote by remote e-voting may also attend the Meeting but shall not be entitled to cast their vote again.

    (iv) The Company has engaged the services of Karvy Computershare Private Limited ("Karvy") as the Agency to provide e-voting facility. The remote e-voting facility will be available at the link http://evoting.karvy.com

    (v) The login ID and password for e-voting along with process, manner and instructions for e-voting is being sent to the members who have not registered their e-mail IDs with the Company / their respective Depository Participants along with physical copy of the Notice. Those members who have registered their e-mail IDs with the Company / their respective Depository Participants are being forwarded the login ID and password for e-voting along with process, manner and instructions by e-mail.

    (vi) The remote e-voting facility will be available during the following period:

    Commencement of remote e-voting: from 10th August, 2015 (9 a.m. IST)

    End of remote e-voting: up to 13th August, 2015 (5 p.m. IST).

    (vii) E-voting shall not be allowed beyond 5 p.m. on 13th August, 2015 and the e-voting module shall be disabled by Karvy upon expiry of aforesaid period. During the e-voting period, shareholders of the company, holding shares either in physical form or in dematerialised form, as on the **cut-off date being Friday, 7th August, 2015** only shall be entitled to avail the facility of remote e-voting / ballot paper.

    (viii) In case of any query pertaining to e-voting, please visit Help & FAQ's section of https://evoting.karvy.com (Karvy's website) or contact Mr. P. A. Varghese, Contact No. +91 40 6716 1507, at [Unit: Suven Life Sciences Limited] Karvy Computershare Private Limited, Karvy Selenium Tower B, Plot 31-32, Gachibowli, Financial District, Nanakramguda, Hyderabad – 500 032.

    (ix) A member can opt for only one mode of voting, i.e. either by e-voting or through ballot paper. In case of Member(s) who cast their votes by both modes, then voting done through e-voting shall prevail and the ballot paper of that Member shall be treated as invalid.

    (x) Any person who acquires shares of the company and becomes a member of the company after the dispatch of the AGM Notice and holds shares as on the cut-off date, i.e. 7th August, 2015, may obtain the login Id and password by sending a request at varghese1@karvy.com. However, if you are already registered with Karvy for remote e-voting then you can use your existing user ID and password for casting your vote. If you have forgotten your password, you may reset your

password by using "Forgot User Details/ Password" option available on http://evoting.karvy.com

(xi) The Company has appointed, Smt. P Renuka, Practicing Company Secretary (Membership No. A11963), as Scrutinizer to scrutinize the ballot paper and remote e-voting process for Annual General Meeting in a fair and transparent manner and she has communicated her willingness to be appointed and be available for same purpose.

(xii) The Scrutinizer shall, immediately after the conclusion of voting at the Annual General Meeting, first count the votes cast at the Meeting, thereafter unblock the votes cast through remote e-voting and also count the votes received through ballot paper, in the presence of at least two (2) witnesses not in the employment of the Company.

(xiii) The scrutinizer, after scrutinizing the votes cast at the meeting ballot paper and through remote e-voting, will, not later than three days of conclusion of the meeting, make a consolidated scrutinizer's report of the total votes cast in favour or against, if any, to the Chairman or a person authorized by him in writing who shall countersign the same.

(xiv) The Chairman or the person authorized by him in writing shall forthwith on receipt of the consolidated scrutinizer's report, declare the results of the voting. The results declared, along with the Scrutinizer's Report, shall be placed on the Company's website www.suven.com and on the website of Karvy http://evoting.karvy.com immediately after their declaration, and the results shall simultaneously communicated to the Stock Exchanges where the Company is listed, viz. BSE Ltd. and National Stock Exchange of India Ltd.

(xv) Subject to receipt of requisite number of votes, the Resolutions shall a deemed to be passed on the date of meeting, i.e. August 14, 2015.

BRIEF PROFILE OF THE DIRECTOR SEEKING APPOINTMENT/ RE-APPOINTMENT AT THE ANNUAL GENERAL MEETING

Mr. Venkat Jasti is a Post Graduate in Pharmacy from Andhra University, Visakhapatnam, and also a Post Graduate in Pharmacy from St. John University, New York, specializing in Industrial Pharmacy. Having registered himself as a Registered Pharmacist, he successfully owned and operated a chain (6) of community pharmacies in the state of New York and New Jersey in USA from 1977 till 1989. He was the president elect of Essex County Pharmaceutical Society of NJ in 1988.

He returned to India from USA and Co-founded Suven in 1989. Since then, he has been successfully managing the company providing the direction and leadership. Under his leadership Suven developed innovative business models like CRAMS (Contract Research And Manufacturing Services) and DDDSS (Drug Discovery & Development Support Services).

Under Mr Jasti's stewardship, Suven architected discovery programmes in the year 2004, leading to a pipeline of 13 molecules, with its first molecule SUVN-502 targeted against cognition in Alzheimer's and Schizophrenia completed Phase 1 studies in USA and poised to enter Phase 2a, Proof of Concept (POC) study. All other molecules are in different phases of preclinical and clinical development programmes.

Mr. Jasti is the Chief architect for the formation of A.P. Chief Minister's task force for Pharma during 2001 and responsible for the creation of Pharma City at Vizag by Govt. of Andhra Pradesh and PHARMEXCIL (Pharmaceutical Export Promotion Council), head quartered at Hyderabad. Mr. Jasti was Chairman for PHARMEXCIL till 2009.

Mr. Jasti was President of Indian Pharmaceutical Association (IPA), and Chairman of Local Organizing Committee for the 52nd Indian Pharmaceutical Congress held at Hyderabad in 2001 and was President of Bulk Drug Manufacturers Association of India (BDMA) till September, 2004.

Mr. Venkat Jasti had been on the Board since inception of the company. He is also Director on the Board of PHARMEXCIL and Jasti Property and Equity Holdings Private Limited. He does not hold any other Committee positions. He holds 1000 shares of Re 1/- each in the company. He is spouse of Mrs. Sudha Rani Jasti, Co-founder & Whole-time Director of the Company.

Being Chairman & CEO he has overall responsibility of the company in terms of its strategic growth and business development.

Please Cut Here

SUVEN LIFE SCIENCES LIMITED
CIN: L24110TG1989PLC009713
Registered Office: 8-2-334 I SDE Serene Chambers I 6th Floor
Road No.5 I Avenue 7 I Banjara Hills I Hyderabad – 500 034 I Telangana I India
Tel: 91 40 2354 1142/ 3311 Fax: 91 40 2354 1152 Email: info@suven.com website: www.suven.com

ATTENDANCE SLIP

PLEASE FILL ATTENDANCE SLIP AND HAND IT OVER AT THE ENTRANCE OF THE MEETING HALL

DP ID		Reg. Folio No.	
Client ID		No. of Shares	

NAME AND ADDRESS OF THE REGISTERED SHAREHOLDER

I/We hereby record my/ our presence at the 26th Annual General Meeting of the Company to be held on Friday, the 14th day of August 2015 at 3.00 p.m. at the KLN Prasad Auditorium, The Federation of Telangana and Andhra Pradesh Chambers of Commerce & Industry [FTAPCCI], 11-6-841, Red Hills, Hyderabad –500 004.

.....

Signature of Shareholder/ Proxy

Please Cut Here

SUVEN LIFE SCIENCES LIMITED
CIN: L24110TG1989PLC009713
Registered Office: 8-2-334 I SDE Serene Chambers I 6th Floor
Road No.5 I Avenue 7 I Banjara Hills I Hyderabad – 500 034 I Telangana I India
Tel: 91 40 2354 1142/ 3311 Fax: 91 40 2354 1152 Email: info@suven.com website: www.suven.com

Form No. MGT-11
PROXY FORM

[Pursuant to section 105(6) of the Companies Act, 2013 and rule 19(3) of the Companies (Management and Administration) Rules, 2014)

Name of the member(s)			
Registered Address			
Email Id			
Folio No. / Client ID		DP ID	

I/We, being the member(s) of _____shares of the above named company, hereby appoint

1	Name			
	Address			
	E-mail Id		Signature	
	or failing him			
2	Name			
	Address			
	E-mail Id		Signature	
	or failing him			
3	Name			
	Address			
	E-mail Id		Signature	

as my / our proxy to attend and vote (on a poll) for me / us and on my / our behalf at the 26th Annual General Meeting of the company, to be held on **Friday, the 14th day of August, 2015 at 3.00 p.m. at the KLN Prasad Auditorium, The Federation of Telangana and Andhra Pradesh Chambers of Commerce & Industry [FTAPCCI], 11-6-841, Red Hills, Hyderabad –500 004** and at any adjournment thereof in respect of such resolutions as are indicated below:

Resolutions	For	Against
1. To receive, consider and adopt the audited Financial Statements, Reports of the Board of Directors and Auditors		
2. Declaration of Dividend on Equity Shares		
3. Re-appointment of Shri Venkateswarlu Jasti, who retires by rotation		
4. Appointment of Auditors and fixing their remuneration		

Signed this ……..... day of ……..... 2015.

Signature of shareholder: _____

Signature of Proxy holder(s): _____

Affix a
1 Rupee
Revenue
Stamp

Note: This form of proxy in order to be effective should be duly completed and deposited at the Registered Office of the Company, not less than 48 hours before the commencement of the Meeting.

SUVEN LIFE SCIENCES LIMITED

CIN: L24110TG1989PLC009713
Regd. Office: 8-2-334 I SDE Serene Chambers I 6th Floor I
Road No.5 I Avenue 7 I Banjara Hills I Hyderabad – 500 034 I Telangana I India
Tel: 91 40 2354 1142/3311 Fax: 91 40 2354 1152 Email: investorservices@suven.com, www.suven.com

Serial No. : 1

H48370745

Name and Registered Address of the Sole/First named Member : SREEKUMAR K S
327, FD AMB,
C/O APO.
LUCKNOW U P
PIN : 1

Name(s) of the Joint Member(s), if any :

Folio No. / DP ID No./ Client ID No : 13200 / 1201320000314493

Number of Equity Shares held : 7

Subject: Process and manner for availing e-voting facility

The Company has engaged the services of M/s. Karvy Computershare Private Limited ("KCPL" or "Karvy") as the Agency to provide e-voting facilities. The remote e-voting particulars are set out below:

EVEN (E- Voting Event Number)	USER ID	PASSWORD
1815	1201320000314493	Existing Password

Instructions and other information relating to remote e-voting are as under:

1. **A) In case a Member receives an e-mail from Karvy [for Members whose e-mail IDs are registered with the Company/ Depository Participant(s)]:**

   i) Launch internet browser by typing the URL: https://evoting.karvy.com

   ii) Enter the login credentials (i.e. **User ID and password** mentioned above) Your Folio No. /DP ID- Client ID will be your User ID. However, if you are already registered with Karvy for e-voting, you can use your existing User ID and password for casting your vote.

   iii) After entering these details appropriately, click on "LOGIN".

   iv) You will now reach password change Menu wherein you are required to mandatorily change your password. **The new password shall comprise minimum 8 characters with at least one upper case (A-Z), one lower case (a-z), one numeric (0-9) and a special character (@,#,$)**. The system will prompt you to change your password and update your contact details like mobile number, email ID, etc. on first login. You may also enter a secret question and answer of your choice to retrieve your password in case you forget it. **It is strongly recommended that you do not share your password with any other person and that you take utmost care to keep your password confidential.**

   v) You need to login again with the new credentials.

   vi) On successful login, the system will prompt you to select the E-Voting Event Number for Suven Life Sciences Limited.

   vii) On the voting page enter the number of shares (which represents the number of votes) as on the cut-off date under "FOR/ AGAINST" or alternatively, you may partially enter any number in "FOR" and partially in "AGAINST" but the total number in "FOR/ AGAINST" taken together should not exceed your total shareholding as mentioned overleaf. You may also choose the option "ABSTAIN" and the shares held will not be counted under either head.

   viii) Members holding multiple folios/ demat accounts shall choose the voting process separately for each of the folios/ demat accounts.

   ix) Voting has to be done for each item of the Notice separately. In case you do not desire to cast your vote on any specific item it will be treated as abstained.

   x) You may then cast your vote by selecting an appropriate option and click on "Submit". A confirmation box will be displayed. Click "OK" to confirm else "CANCEL" to modify. **Once you confirm, you will not be allowed to modify your vote**. During the voting period, Members can login any number of times till they have voted on the Resolution(s).

   xi) Corporate / Institutional Members (i.e. other than Individuals, HUF, NRI, etc.) are also required to send scanned certified true copy (PDF Format) of the Board Resolution/ Power of Attorney /Authority Letter, etc., together with attested specimen signature(s) of the duly authorized representative(s), to the Scrutinizer at e-mail ID: prenukaacs@gmail.com with a copy marked to evoting@karvy.com and investorservices@suven.com. They may also upload the same in the e-voting module in their login. The scanned image of the above mentioned documents should be in the naming format "Corporate Name_EVENT NO."

   B) In case a Member receives physical copy of the AGM Notice by Post [for Members whose e-mail IDs are not registered with the Company / Depository Participant(s)].

   i) User ID and initial password as provided above.

   ii) Please follow all steps from Sr. No. (i) to (xi) as mentioned in (A) above, to cast your vote.

   C) Any person who acquires shares of the company and becomes a member of the company after the dispatch of the AGM Notice and holds shares as on the cut-off date, i.e. 7th August, 2015, may obtain the login Id and password by sending a request at varghese1@karvy.com. However, if you are already registered with "Karvy" for remote e-voting then you can use your existing user ID and password for casting your vote.

2. The remote e-voting facility will be available during the following period:

Commencement of remote e-voting	End of remote e-voting
from (9 a.m. IST) on Monday 10th August, 2015	up to (5 p.m. IST) on Thursday 13th August, 2015

3. **Once the vote on a resolution is cast by a member, the member shall not be allowed to change it subsequently. Further, the Members who have cast their vote by remote e-voting may also attend the Meeting but shall not be allowed to vote again.**

4. The voting rights of the Members shall be in proportion to the paid-up value of their shares in the equity capital of the Company as on the cut-off date, being **August 7, 2015**.

5. **A person, whose name is recorded in the register of members or in the register of beneficial owners maintained by the depositories as on cut-off date, i.e. August 7, 2015 only shall be entitled to avail the facility of remote e-voting / ballot paper.**

6. The facility for voting through Ballot paper shall also be made available at the AGM. Members attending the AGM, who have not already cast their vote by remote e-voting or through Ballot paper shall be able to exercise their right at the AGM.

7. The Board of Directors of the Company has appointed Smt P Renuka, a Practicing Company Secretary, Hyderabad as Scrutinizer to scrutinize the ballot paper and remote e-voting process in a fair and transparent manner and she has communicated her willingness to be appointed and will be available for same purpose.

8. The Scrutinizer shall within a period not later than three days of the conclusion of the e-voting period unblock the votes in the presence of at least two (2) witnesses not in the employment of the Company and will make a Scrutinizer's Report of the votes cast in favour or against, if any, forthwith to the Chairman of the Meeting. The results declared along with the consolidated scrutinizer's report shall be placed on the website of the Company www.suven.com and on Karvy's website https://evoting.karvy.com and the results shall simultaneously communicated to the Stock Exchanges where the Company is listed. viz. BSE Ltd. and National Stock Exchange of India Ltd.

9. Subject to receipt of requisite number of votes, the Resolutions shall a deemed to be passed on the date of meeting, i.e. August 14, 2015.

10. In case of any query pertaining to e-voting, please visit Help & FAQ's section available at Karvy's website https://evoting.karvy.com or contact Karvy on Toll Free No. 1-800-34-54-001 or to Mr. P. A. Varghese, Contact No. 040-33215424, at [Unit: Suven Life Sciences Limited] Karvy Computershare Private Limited, Karvy Selenium Tower B, Plot 31-32, Gachibowli, Financial District, Nanakramguda, Hyderabad – 500 032, for any further clarifications.

BALLOT FORM (In lieu of remote e-voting)

I/We hereby exercise my/our vote in respect of the Ordinary / Special Resolution(s) to be passed for the business stated in the Notice of Annual General Meeting of the Company to be held on 14th August, 2015 by conveying my/ our assent or dissent to the said Resolution(s) by placing the tick (✓) mark at the appropriate box below.

Sr. No.	Resolutions	No. of equity shares	I/We assent to the resolution (FOR)	I/We dissent to the resolution (AGAINST)
ORDINARY BUSINESS				
1.	To receive, consider and adopt the Audited Financial Statements, Reports of the Board of Directors and Auditors			
2.	Declaration of Dividend on Equity Shares			
3.	Re-appointment of Shri Venkateswarlu Jasti, who retires by rotation			
4.	Appointment of Auditors and fixing their remuneration			

Place :
Date :

Signature of the Shareholder

Please write your email ID here to serve you better _____

NOTE: Kindly read the instructions printed below before filling the form. Valid Ballot Forms received by the Scrutinizer by 5:00 p.m. on August 10, 2015 shall only be considered.

Instructions and other Information relating to Ballot Paper Voting

i. **Those members who are unable to cast their vote through remote e-voting mechanism, may fill up the Ballot Form printed above and submit the same in a sealed envelope to The Scrutinizer, C/o. Karvy Computershare Pvt. Ltd., Unit: Suven Life Sciences Limited, Karvy Selenium, Tower B, Plot 31-32, Gachibowli, Financial District, Nanakramguda, Hyderabad – 500 032, so as to reach latest by 5.00 p.m. on August 10, 2015. Ballot Form received thereafter will strictly be treated as if not received.**

ii. The Company will not be responsible if the envelope containing the Ballot Form is lost in transit.

iii. Unsigned, incomplete or incorrectly ticked forms are liable to be rejected and the decision of the Scrutinizer on the validity of the forms will be final.

iv. In the event member casts his votes through both the processes i.e. e-voting and Ballot Form, the votes in the electronic system would be considered and the Ballot Form would be ignored.

v. The right of voting by Ballot Form shall not be exercised by a proxy.

vi. To avoid fraudulent transactions, the identity/signature of the members holding shares in electronic /demat form is verified with the specimen signatures furnished by NSDL/ CDSL and that of members holding shares in physical form is verified as per the records of the share transfer agent of the Company (i.e. Karvy Computershare Pvt. Ltd.). Members are requested to keep the same updated.

vii. There will be only one Ballot Form for every Folio / DP ID Client ID irrespective of the number of joint members.

viii. In case of joint holders, the Ballot Form should be signed by the first named shareholder and in his / her absence by the next named shareholders. Ballot form signed by a joint holder shall be treated valid if signed as per records available with the Company and the Company shall not entertain any objection on such Ballot Form signed by other joint holders.

ix. Where the Ballot Form has been signed by an authorised representative of the body corporate / Trust / Society, etc. a certified copy of the relevant authorisation / Board resolution to vote should accompany the Ballot Form.