# Superhouse Limited

(A Government of India recognized Export Trading House)
Regd. Office: 150 Feet Road, Jajmau, Kanpur-208010 (India)
CIN: L24231UP1980PLC004910 Tel: 9956040004
email: share@superhouse.in url: http://www.superhouse.in


SHL/SHR/AR/2025 Dated : 21th August, 2026

The Stock Exchange, Mumbai,
Phiroze Jeejeebhoy Towers
Dalal Street,
MUMBAI-400001

Company Code: 523283

National Stock Exchange of India Limited,
Exchange Plaza, Bandra Kurla Complex,
Bandra (East)
MUMBAI-400051

Scrip Code: SUPERHOUSE

**Sub:- Annual Report for the Financial Year 2025-26**

Dear Sir/Madam,

The 46th Annual General Meeting of the Company will be held on Wednesday, September 30, 2026 at 10:00 a.m. (IST) at the office of the Company at 219/3 & 4 'L' Block, Naveen Nagar, Kakadeo,Kanpur-208025.

Pursuant to Regulations 34(1) and 53(2) of the Securities and Exchange Board of India (Listing Obligations and Disclosure Requirements) Regulations, 2015, as amended, please find enclosed herewith the Annual Report of the Company for Financial Year 2025-26 along with the Notice of the 46th Annual General Meeting and other Statutory Reports.

The said Annual Report is being sent through electronic mode to the Members whose email addresses are registered with the Company/ Skyline Financial Services (P) Limited- Registrar and Transfer Agent / National Securities Depository Limited and/or Central Depository Services (India) Limited.

In addition, pursuant to Regulation 36(1) (b) of the Listing Regulations, a letter is also being sent to the Members whose email addresses are not registered, stating the web-link where the Annual Report is uploaded on website. The Annual Report is also available on the Company's website at https://superhouse.in/pdf/Superhouse Limited Annual Report 2025-26.pdf.

You are requested to kindly take the same on record.

Thanking you,

Yours Sincerely,
For SUPERHOUSE LIMITED

Company Secretary
Encl. As above

LEGACY OF EXCELLENCE

**Superhouse Limited**

# STRENGTH IN MANUFACTURING, EXCELLENCE IN EXECUTION

## Annual Report 2026

www.superhousegroup.com

# In this Annual Report FY2026


**Introduction**

| | |
|---|---|
| Strength in Manufacturing, Excellence in Execution | 01 |
| We are Superhouse | 02 |
| Our Product Portfolio | 04 |
| FY2026 Highlights | 06 |
| Awards and Recognition | 08 |

**Strategic Pillars**

| | |
|---|---|
| CMD's Statement | 10 |
| Product and Brand Innovation | 12 |
| Customer Excellence | 14 |
| Operational Distinction | 16 |
| Our Human Resources | 18 |
| Sustainability and ESG | 20 |

**Corporate Information**

| | |
|---|---|
| Directors' Report | 22 |
| Management Discussion and Analysis | 29 |
| Corporate Governance Report | 41 |
| Standalone Auditor's Report | 58 |
| Standalone Accounts | 68 |
| Consolidated Auditor's Report | 128 |
| Consolidated Accounts | 136 |
| Notice of the 46th AGM | 188 |


**Online report**
https://superhouse.in

**Material Matters FY2026**

- Meeting evolving market preferences
- Ensuring cost and margin discipline
- Enhancing retail productivity
- Enabling supply chain resilience
- Talent and organisational efficiency
- Sustainability and responsible operations
- Governance and compliance

**Forward-looking statements**

Certain statements in this report regarding our business operations may be forward-looking in nature. These statements, excluding historical facts, include financial position, business strategy and management plans and objectives for future operations. Though they represent our current expectations based on reasonable assumptions, they do not guarantee future results.

# STRENGTH IN MANUFACTURING EXCELLENCE IN EXECUTION

At Superhouse Limited, manufacturing is more than a capability. It is our foundation for sustained competitiveness. From leather and footwear to technical textiles and specialised protective products, our integrated manufacturing enables quality, scale, agility and innovation, enabling us to efficiently cater to our large export market footprint.

"Strength in Manufacturing, Excellence in Execution" reflects our core ability to transform manufacturing excellence into market success through disciplined execution, operational efficiency, product innovation, brand-building and global customer responsiveness.

As we expand into premium categories, strengthen our export footprint and embrace technology-led production, we continue to transform capability into performance, and opportunity into growth.

# We are Superhouse

**46**
**Years of Experience**

**22**
**Manufacturing Units**

**50+**
**Export countries**

**4,900+**
**Employees**

**₹533.76 crore**
**Revenue**

## Integrated Capabilities. Trusted Brands. Global Relationships

Superhouse is one of India's leading integrated manufacturers and exporters of footwear, leather products and specialised industrial solutions.

Established in 1980, the Company has grown from a leather manufacturing enterprise into one of India's integrated leather and footwear companies with a diversified presence across footwear, leather, apparel and personal protective equipment (PPE). Headquartered in Unnao, Uttar Pradesh, the Company has built a manufacturing network comprising 22 production facilities and a workforce of 4,900+ skilled employees.

Since its inception over four decades ago, Superhouse has developed a large global footprint, exporting its products to 50+ countries across Europe, the UK, North America, the Middle East and other international markets. Our commitment to quality, compliance and operational excellence is reflected in internationally recognised certifications and adherence to stringent global safety and quality norms.

The Company offers a comprehensive portfolio spanning fashion footwear, safety footwear, finished leather, leather accessories, equestrian products, sports footwear, textile garments and personal protective equipment (PPE). Through its portfolio of brands such as Allen Cooper, Silver Street, Double Duty and Panacea, the Company caters to a broad spectrum of consumer and industrial requirements.

Silver Street, designed in the renowned footwear hub of Leicester, United Kingdom, combines contemporary design aesthetics with premium leather craftsmanship, strengthening the Company's presence in international lifestyle and fashion segments.

Innovation remains a cornerstone of Superhouse's growth strategy. Our manufacturing facilities are equipped with 3D design and CAD/CAM systems, automated cutting solutions, modern testing laboratories, EVA injection systems and specialised rubber moulding units. Supported by product development and research teams, the Company enhances product quality, design innovation and manufacturing efficiency to address evolving customer expectations and market trends.

Recognised as an Export Trading House and being honored with multiple export excellence awards, Superhouse has built a reputation for reliability, craftsmanship and global competitiveness. Backed by experienced leadership, strong manufacturing, diversified product portfolio and expanding brand presence, the Company is positioned to strengthen its international footprint and deliver sustainable value to customers, partners and stakeholders.

**Since its inception over four decades ago, Superhouse has developed a large global footprint, exporting its products to 50+ countries across Europe, the UK, North America, etc.**

# Our Product Portfolio

## Fashion Footwear

**What We Deliver**
Premium leather shoes, boots and casual footwear

**Competitive Edge**
UK-led design capabilities, premium leather craftsmanship, fashion-led product development

GLOBAL REACH **22+** countries

## Safety Footwear

**What We Deliver**
Industrial and occupational safety shoes

**Competitive Edge**
Global certifications, advanced safety features, integrated manufacturing

GLOBAL REACH **30+** countries

## Equestrian Products

**What We Deliver**
Saddles, bridles, reins and riding accessories

**Competitive Edge**
Decades of craftsmanship and strong European customer relationships

GLOBAL REACH **Global niche markets**

## Sports Footwear

**What We Deliver**
Athletic and active lifestyle footwear

**Competitive Edge**
Lightweight construction, comfort engineering and contemporary styling

GLOBAL REACH **Growing international presence**

## Finished Leather

**What We Deliver**
High-quality finished leather for multiple applications

**Competitive Edge**
LWG-certified operations, superior finishing expertise, deep customisation capabilities

GLOBAL REACH **20+** countries

## Leather Accessories

**What We Deliver**
Wallets, belts, bags and lifestyle accessories

**Competitive Edge**
End-to-end production, premium materials, trend-driven designs

GLOBAL REACH **10+** countries

## Textile Garments

**What We Deliver**
Industrial workwear and protective clothing

**Competitive Edge**
Safety-compliant, durable and performance-driven apparel solutions

GLOBAL REACH **30+** countries

## PPE Solutions

**What We Deliver**
Helmets, gloves, masks, fall protection and safety equipment

**Competitive Edge**
Comprehensive safety portfolio backed by quality assurance systemsdriven designs

GLOBAL REACH **15+** countries

# FY2026 Highlights

## INDUSTRY OPPORTUNITY

## US$ 25 billion

Estimated size of India's leather industry in FY2026

## US$ 50 billion

Government's long-term target for the Indian leather industry by 2030 comprising US$14 billion in exports and US$ 36 billion from the domestic market, reflecting substantial growth potential of the sector.

## <3 pairs

Annual footwear consumption per capita in India as compared to 5-9 pairs globally. With rising incomes and improving living standards, even an increase of one additional pair per person could generate incremental demand of nearly 140 crore pairs, creating substantial opportunities for domestic manufacturers.

### Positioned to Benefit from FTA-Led Opportunities

The India-EU Free Trade Agreement (FTA) and India's expanding network of trade partnerships are expected to enhance tariff competitiveness, improve market access and create new opportunities for Indian footwear and leather exporters.

## PRODUCT INNOVATION

Expanded portfolio across safety footwear, fashion footwear, athleisure and specialised industrial applications.

**New product launches**

- Motorcycle riding footwear
- Golf shoes
- Advanced body protectors developed using German technology

## BRAND MOMENTUM

Allen Cooper
APPAREL | FOOTWEAR | ACCESSORIES

Strengthened market position in premium safety and lifestyle footwear through product innovation, wider distribution and growing brand recognition.

SILVER STREET
LONDON

Delivered encouraging growth through refreshed collections, improved retail visibility and deeper penetration across organised retail and digital channels.

DOUBLE-H Boots

Continued to support the Company's premiumisation strategy through focused category development and value-added offerings.

## OPERATIONAL EXCELLENCE

Implemented initiatives focused on:

- Lean manufacturing practices
- Production planning enhancement
- Inventory optimisation
- Strategic sourcing
- Waste reduction
- Productivity improvement

## TECHNOLOGY

Targeted investment to:

- Machinery modernisation and automation
- Product development infrastructure
- Technology integration across production and quality systems
- R&D for advanced materials and technical applications

## MARKET EXPANSION

Continued with our commitment to:

- Diversify export markets
- Strengthen relationships with global customers
- Explore new international opportunities
- Enhance competitiveness across key geographies

## RESPONSIBLE MANUFACTURING

Progress during FY2026 included:

- Energy-efficient manufacturing
- Waste reduction and recycling
- Responsible sourcing
- Enhanced environmental compliance
- Strengthened sustainability preparedness and traceability

# Awards and Recognitions

Finished
Leather 2022-23

Finished Leather
Certificate 2022-23

Harness & Saddlery
Certificate 2022-23

Leather Goods
2023-24

Overall Export
Performance 2022-23

Leather Footwear
2022-23

Leather Footwear
2023-24

Leather Goods
2022-23

Overall Export
Performance 2023-24

Saddlery & Harness
Non-Leather 2022-23

Saddlery & Harness Non-
Leather 2023-24

Export excellence awards are usually presented after a comprehensive evaluation of export performance for preceding financial years. As a result, the awards received during FY26 recognise Superhouse's export achievements in earlier years and reflect its sustained market position, product quality, and consistent contribution to India's leather and footwear exports.

# CMD's Statement

**₹533.76 crore**
**Revenue**

**4,900+**
**Total Workforce**

*Dear Shareholders,*

It gives me pleasure to address you through this Annual Report for the financial year 2025-26.

## Navigating a Dynamic Global Landscape

During FY2025-26, the global economy demonstrated resilience despite a challenging environment that was marked by elevated tariffs, financial market volatility and geopolitical tensions, particularly in the Middle East. Amid these uncertainties, the Indian economy remained robust, supported by strong macroeconomic fundamentals, fiscal stimulus measures including GST rate reductions, reforms and accommodative monetary policy.

Further, regulatory measures introduced for sectors impacted by global trade disruptions, free trade agreements with key partners including the India-EU Free Trade Agreement and an interim India-US trade arrangement, strengthened economic momentum despite pressures arising from rupee-dollar exchange rate movements.

## Unlocking India's Footwear Opportunity

The Indian footwear and leather industry stands at an exciting juncture. The sector continues to benefit from favourable demographic trends, rising disposable incomes, urbanisation and consumer preference for branded products.

While India is among the world's leading footwear manufacturing nations, annual per capita footwear consumption remains below three pairs, significantly lower than the global average of 5-9 pairs. This gap underscores the untapped potential that exists in the domestic market.

The Government has articulated an ambitious vision for the leather industry, targetting a turnover of US$ 50 billion by 2030. This aspiration, supported by initiatives on manufacturing competitiveness, technology adoption, skill development and export promotion, is fostering a conducive environment for long-term growth. For established and integrated players such as Superhouse, these developments enhance our confidence in the opportunities that lie ahead.

## Strengthening Brands Through Innovation

Consumer preferences continue to evolve rapidly, with increasing demand for premium, functional and differentiated products across footwear categories. During FY2025-26, we remained focused on enhancing our product portfolio and strengthening our branded business.

We introduced several specialised offerings, including motorcycle riding footwear, golf shoes and advanced body protectors developed with German technology. These products reflect our innovation-led growth and our ability to address niche, high-value market segments.

Our flagship brands continued to perform well during the year. Allen Cooper strengthened its position in premium safety and lifestyle footwear categories through product innovation, market reach and consumer engagement. Silver Street recorded encouraging growth too through refreshed collections, retail visibility and traction across organised retail and digital channels. Together with Double Duty, these brands remain central to our premiumisation strategy and our efforts to create sustainable value through differentiated offerings.

## Manufacturing with Purpose, Executing with Precision

The theme of this year's Annual Report, "Strength in Manufacturing. Excellence in Execution", reflects the foundation upon which Superhouse has built its success.

Our integrated manufacturing platform is a key competitive advantage. During the year, we continued to invest in machinery upgrades, automation initiatives, product development and technology integration across our production and quality systems. We also strengthened our R&D, focusing on advanced materials and specialised product applications.

Alongside this, we implemented operational initiatives aimed at improving productivity and efficiency. Enhanced production planning, inventory optimisation, lean manufacturing, waste reduction and strategic sourcing contributed to stronger operational performance and margin resilience despite a challenging cost environment.

## Expanding Our Global Footprint

International markets remained characterised by geopolitical uncertainties, inflationary pressures and tepid consumer sentiment. At the same time, global supply chains continued to undergo structural realignment, creating opportunities for dependable and compliant sourcing partners. Against this backdrop, we remained anchored on strengthening relationships with existing customers, diversifying our export portfolio and expanding our presence across strategic markets.

**Superhouse introduced several specialised offerings, including motorcycle riding footwear, golf shoes and advanced body protectors developed with German technology.**

A particularly significant development for the industry has been the progress on the India-EU Free Trade Agreement. Europe represents one of the largest markets for leather and footwear products globally. Improved tariff competitiveness and enhanced market access will provide Indian manufacturers with meaningful opportunities to strengthen their position in the region.

More broadly, India's expanding network of trade agreements with regions including the UAE, Australia, the UK and EFTA nations has the potential to enhance export competitiveness and create new avenues for growth. Superhouse is well-positioned to benefit from these opportunities owing to its diversified manufacturing, strong compliance and longstanding customer relationships.

## Building a Future-Ready Organisation

Our progress would not have been possible without the commitment of our people. Throughout the year, we invested in upskilling, capacity development, welfare and occupational safety. These are helping us build a more capable, engaged and future-ready workforce.

We also advanced sustainability through energy-efficient manufacturing, responsible sourcing, waste reduction and environmental compliance. As global customers prioritise sustainability and traceability, we are enhancing our capabilities to meet evolving expectations and strengthen our long-term competitiveness.

## Way Forward

We will continue with the expansion of our branded business, deepen our presence in international markets, strengthen our position in specialised footwear and technical product segments, invest in manufacturing excellence and pursue innovation-led differentiation.

The global economy faces uncertainties arising from geopolitical tensions and the outlook remains sensitive to developments in West Asia, energy prices, inflationary pressures and currency movements. Though the path is paved with challenges, there are opportunities ahead of us too. With strong manufacturing capabilities, trusted brands, a diversified business model and an unwavering focus on execution, we remain confident in our ability to create enduring value for all stakeholders.

I thank our customers, employees, business partners, shareholders, financial institutions and regulatory authorities for their trust and support. We look forward to your continued patronage and goodwill.

Best regards,

**Mukhtarul Amin**

# Product and Brand Innovation

FY2026 marked another period of innovation and brand strengthening for Superhouse as we continued to expand our presence across premium footwear, safety solutions and specialised industrial product categories.

Awards bagged





Driven by evolving consumer preferences, changing occupational/workplace safety requirements and demand for differentiated products, the Company strengthened its innovation while reinforcing its market position.

During the year, the Company unveiled new products aimed at addressing niche opportunities. These included motorcycle riding footwear, golf shoes and advanced body protectors developed using German technology. The launches represent the Company's focus on value-added segments where performance, protection, comfort and design play a role in customer purchasing decisions.

The Company continued to invest in product development, materials research and technical product applications to support innovation-led growth. Technology integration across production and quality systems enabled faster product development while ensuring consistency in performance and quality.

Brand development remained a strategic priority. Allen Cooper further consolidated its position in the premium lifestyle and safety footwear segment through innovation, distribution and consumer recognition. The brand continued to benefit from demand for premium safety footwear from both institutional and retail customers.

Silver Street refreshed its portfolio, strengthening retail visibility and expanding its presence across organised retail and e-commerce. The brand's focus on contemporary styling, comfort and affordability enabled it to strengthen its appeal, especially among urban consumers.

Along with Double Duty, these brands form the cornerstone of Superhouse's premiumisation strategy. Through continuous design innovation, superior product quality, improved product finish and consumer-centric solutions development, the Company is steadily enhancing its presence in higher-value branded segments.

**Superhouse continued to invest in product development, materials research and technical product applications to support innovation-led growth.**

# Customer Excellence

Customer focus remained central to Superhouse's growth strategy during FY2026 as the Company strengthened relationships with consumers, institutional buyers and international customers through innovation, quality, reliability and responsiveness.

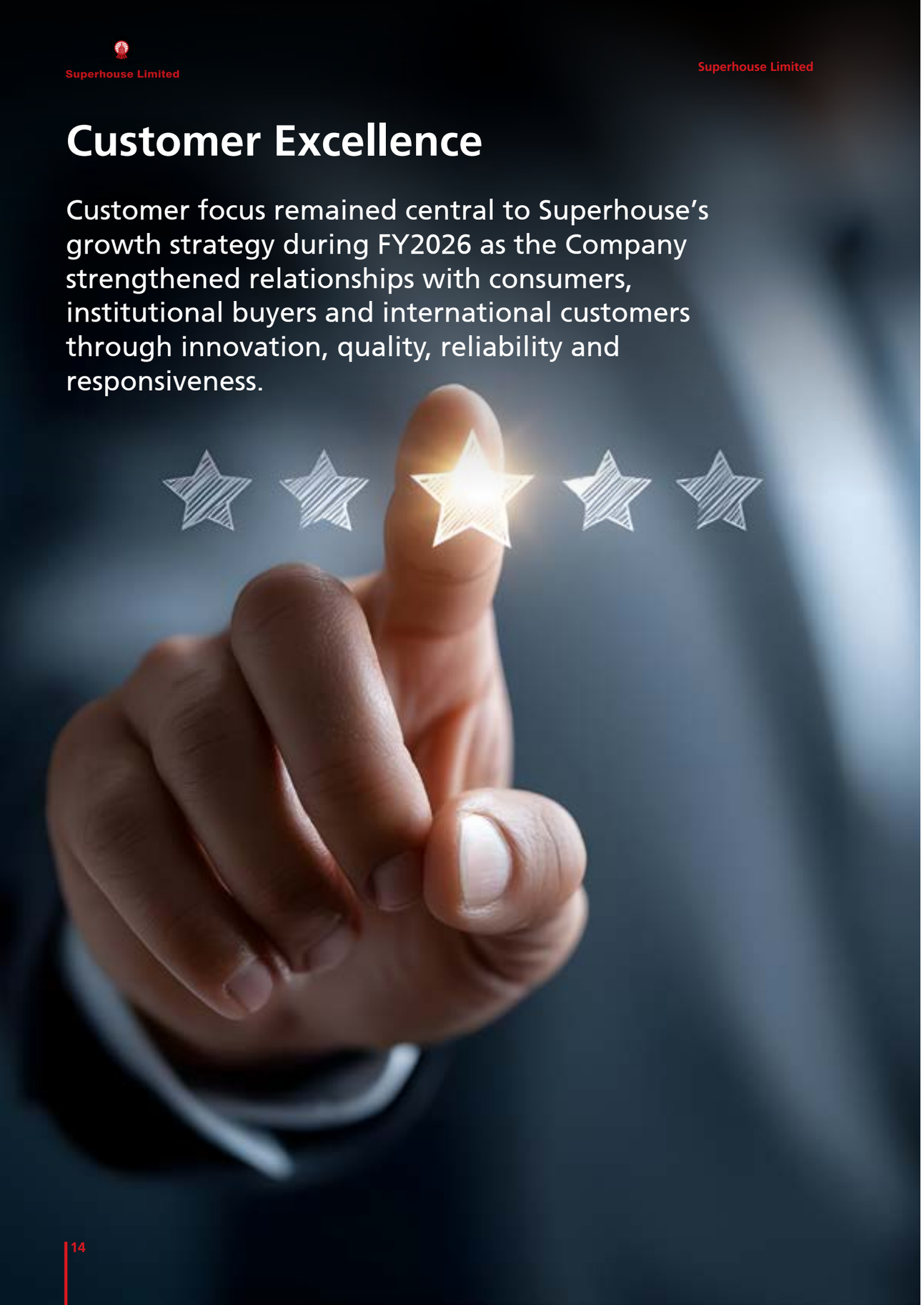





The year witnessed evolving customer expectations across both domestic and international markets. In India, demand for branded and premium footwear, preference for comfort-led and athleisure products, and online purchasing behaviour created opportunities for customer engagement. We responded to these by expanding the product portfolio, strengthening presence across organised retail and enhancing digital accessibility for customers.

The Company's key brands, Allen Cooper, Double Duty and Silver Street, played a key role in deepening customer engagement. Allen Cooper strengthened its position in premium safety and lifestyle footwear through innovative product offerings, superior quality standards and wider market reach.

Silver Street gained visibility through refreshed collections, better retail visibility and presence across digital and organised retail platforms.

Product innovation remained a key driver of customer value creation. New launches such as motorcycle riding footwear, golf shoes and advanced body protectors allowed the Company to address specialised customer requirements and strengthen presence in niche premium categories.

In international markets, the Company deepened relationships with existing customers while pursuing opportunities across new geographies. Despite geopolitical uncertainties and cautious consumer spending, we maintained our focus on quality, delivery, compliance and reliability. As global customers prioritised supply chain resilience, responsible sourcing and transparency, the Company strengthened its operational capabilities to meet these evolving expectations.

**The Company's key brands, Allen Cooper, Double Duty and Silver Street, played a key role in deepening customer engagement.**

# Operational Distinction

Operational sustainability continued to be a strategic priority for Superhouse during FY2026 as the Company focused on building a more efficient, resilient and environmentally-responsible operating framework.

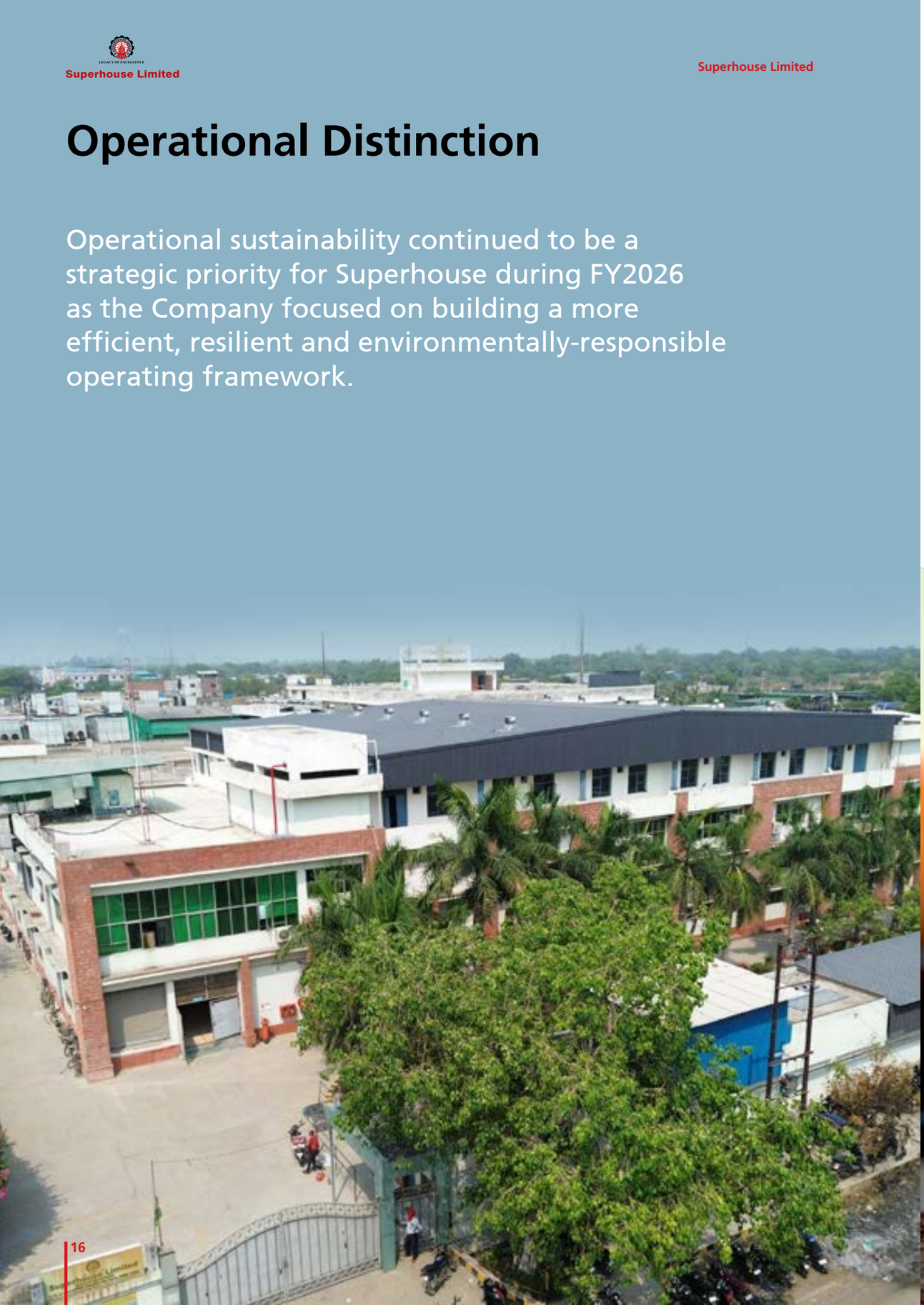

Against a backdrop of raw material price volatility, inflationary pressures, logistics challenges and evolving customer expectations, the Company undertook initiatives to enhance productivity, cost competitiveness and sustainable growth.

A key area of focus during the year was operational efficiency. The Company implemented enhanced production planning processes and inventory optimisation aimed at improving resource utilisation and reducing operational bottlenecks. Lean manufacturing and waste reduction were further strengthened across manufacturing facilities, contributing to improved productivity.

Strategic sourcing and cost-control enabled the Company to navigate input cost fluctuations while maintaining operational stability. Productivity enhancement across operations helped improve efficiency and competitiveness in both domestic and export markets.

During FY2026, the Company undertook investments in machinery upgrades, automation systems and technology integration across production and quality management. Investments in product development infrastructure and research into advanced materials and technical product aspects further strengthened the Company's innovation and manufacturing capabilities.

From an environmental perspective, the Company made progress in energy-efficient manufacturing practices, reducing waste generation, improving recycling and adopting responsible sourcing. The Company also strengthened environmental compliance monitoring mechanisms to ensure adherence to regulatory and stakeholder expectations.

As sustainability increasingly influences global sourcing decisions, Superhouse has aligned its operations with emerging international standards. The Company strengthened traceability systems, enhanced audit preparedness and adopted responsible manufacturing across operations. Compliance with customer-specific ESG protocols and sustainability requirements further bolstered its credibility as a trusted sourcing partner for global customers.

**Superhouse implemented enhanced production planning processes and inventory optimisation aimed at improving resource utilisation and reducing operational bottlenecks.**

# Our Human Resources

Our employees are the foundation of our long-term success and competitive strength. The Company's human resource (HR) strategy is anchored on developing talent, promoting employee well-being, fostering leadership capabilities and creating a culture that supports growth and innovation.



During the year, the Company invested in skill enhancement and technical training across various functions. These were designed to strengthen workforce capabilities, improve operational competencies and ensure employees remain equipped to meet evolving technological and business requirements. Continuous learning remained a key focus area as the Company pursued operational efficiency and product innovation.

**Superhouse implemented various health and safety initiatives aimed at maintaining a secure and healthy work environment across manufacturing and operations.**

The Company implemented various health and safety initiatives aimed at maintaining a secure and healthy work environment across manufacturing and operations. These were conducted alongside employee welfare programs and medical support measures that contributed to the overall well-being of the workforce.

Recognising the importance of building future leadership, Superhouse expanded its leadership development initiatives during the year. Programs focused on managerial effectiveness, capability enhancement and succession readiness helped strengthen the talent pipeline and prepare employees for future responsibilities.

Employee engagement and retention remained key priorities too. The Company implemented retention-focused policies to improve employee satisfaction, strengthen commitment and reduce attrition. Performance-linked motivation further encouraged accountability, excellence and alignment with business objectives, while rewarding individual and team contributions.

The Company's people-centric approach is supported by a culture that encourages collaboration, improvement and shared responsibility. Through regular employee engagement and development opportunities, Superhouse seeks to create an environment where employees feel valued, motivated and empowered to contribute to organisational growth and success.

# Sustainability and ESG

At Superhouse, sustainability is embedded in our focus on long-term value for stakeholders. Our Environmental, Social and Governance (ESG) framework focuses on strengthening operational resilience, enhancing resource efficiency, fostering employee well-being and upholding high standards of corporate governance.

## Environmental Stewardship

We pursue initiatives aimed at minimising our environmental footprint while enhancing operational efficiency across our manufacturing ecosystem. Key focus areas include:

- Adoption of energy-efficient equipment and process improvements
- Continuous monitoring and optimisation of energy, water and resource consumption
- Responsible waste management, including recycling, reuse and reduction of manufacturing waste
- Strengthening environmental compliance and awareness to encourage responsible practices among employees
- Focus on cleaner production processes and sustainable resource utilisation

## Social Responsibility

People remain at the heart of our success. We are committed to a safe, inclusive and empowering workplace. Key initiatives include:

- Maintaining robust occupational health and safety (OHS) practices
- Regular safety training, awareness programs and risk assessment to minimise workplace incidents
- Investment in employee learning, upskilling and capability development
- Promotion of fair employment practices, diversity, equal opportunity and ethical standards
- Creation of employment opportunities across manufacturing, exports, retail and support functions
- Employee welfare aimed at workplace satisfaction, productivity and overall well-being

## Governance and Ethical Practices

Our governance framework is built on transparency, accountability and ethical conduct, ensuring responsible decision-making. Core governance priorities include:

- Active oversight by the Board and senior management on governance matters
- Integration of sustainability considerations into strategic planning and operational decision-making
- Strong internal control systems supporting compliance, risk management and responsible business conduct
- Adherence to applicable regulatory requirements, governance standards and ethical business practices
- Collaboration across functions including manufacturing, HR, finance, procurement and compliance to drive implementation

## Alignment with the SDGs

Our sustainability initiatives support several UN Sustainable Development Goals (SDGs), reflecting our commitment to responsible growth.

### Good Health and Well-Being

- Comprehensive OHS programs across our manufacturing facilities
- Employee wellness initiatives and workplace safety
- Continuous monitoring and mitigation of operational risks

### Decent Work and Economic Growth

- Employment generation across manufacturing, exports and retail operations
- Commitment to ethical labour practices and employee welfare
- Workforce capability building through training and development

### Industry, Innovation and Infrastructure

- Investment in manufacturing excellence and operational efficiency
- Adoption of contemporary production and quality systems
- Resilient industrial infrastructure

### Responsible Consumption and Production

- Efficient utilisation of raw material resources
- Waste reduction, recycling and resource recovery
- Responsible manufacturing

### Climate Action

- Efforts to improve energy efficiency and reduce environmental impacts
- Evaluation of clean technologies and renewable energy opportunities
- Strengthening environmental management across our facilities

# DIRECTORS' REPORT

To,
**The Members,**

Your Directors have pleasure in presenting the Forty Sixth (46th) Annual Report of Superhouse Limited together with the Audited Standalone and Consolidated Financial Statements of the Company for the financial year ended 31st March, 2026.

## Financial Highlights

The financial performance of the Company for the financial year ended 31st March, 2026 is summarised below:

(₹ in Lakhs)

| PARTICULERS | STANDALONE | | CONSOLIDATED | |
|---|---|---|---|---|
| | 2025-26 | 2024-25 | 2025-26 | 2024-25 |
| Revenue from operations | 51945.25 | 50490.78 | 67676.38 | 66499.47 |
| Other income | 1431.21 | 1211.32 | 622.59 | 1215.28 |
| **Total Income** | **53376.46** | **51702.10** | **68298.97** | **67714.75** |
| **Expenses** | | | | |
| Operating expenditure | 48162.74 | 47685.07 | 63580.70 | 63260.42 |
| Depreciation and amortization expenses | 1550.05 | 1410.93 | 1892.18 | 1809.37 |
| **Total Expenses** | **49712.79** | **49096.00** | **65472.88** | **65069.79** |
| Profit before finance cost, exceptional items and tax | **3663.67** | **2606.10** | **2826.09** | **2644.96** |
| Finance cost | 1427.65 | 1433.17 | 2101.58 | 2099.04 |
| Profit before exceptional items and tax | **2236.02** | **1172.93** | **724.51** | **545.92** |
| Exceptional items | -402.50 | 620.17 | 0 | 620.17 |
| **Profit before tax** | **1833.52** | **1793.10** | **724.51** | **1166.09** |
| Tax expenses | 612.80 | 451.77 | 665.35 | 400.47 |
| Share of profit (after tax) of Associates | 0 | 0 | 308.76 | 168.36 |
| Comprehensive income | 38.90 | -45.44 | 263.27 | 90.69 |
| **Total comprehensive income for the period** | **1259.62** | **1295.89** | **631.19** | **1024.67** |
| **Attributable to** | | | | |
| Transfer to general reserve | 100 | 100 | 100 | 100 |
| Dividend paid on equity shares including tax | 88.20 | 88.20 | 88.20 | 88.20 |
| Non-controlling interest | 0 | 0 | 59.90 | 22.79 |
| Exchange difference on translation of foreign operations | 0 | 0 | 210.87 | 113.37 |
| Adjustment/adjustment on subsidiary wound-up | 0 | 0 | -49.50 | 122.99 |
| **Opening balance of retained earing** | **25188.77** | **24080.08** | **30966.90** | **30409.58** |
| **Closing balance of retained earing** | **26259.19** | **25187.77** | **31188.62** | **30966.90** |

## Financial Performance

During the financial year under review, the Company operated in a challenging global business environment marked by subdued consumer demand across major export markets, persistent inflationary pressures, geopolitical uncertainties and volatile foreign exchange movements. Despite these challenges, the Company continued to focus on operational efficiency, product diversification, strengthening customer relationships and expanding its domestic presence.

On a standalone basis, the Company achieved revenue from operations of ₹ 51945.25 lakhs as against ₹ 50,490.78 lakhs in the previous year. Profit before tax stood at ₹ 1833.52 lakhs compared with ₹ 1793.10 lakhs in the previous year, while profit after tax amounted to ₹ 1220.72 lakhs as against ₹ 1341.33 lakhs in the previous year. Earnings per share decreased from ₹ 12.17 per share during the previous year to ₹ 11.07 per share during the year under review.

On a consolidated basis, revenue from operations stood at ₹ 67676.38 lakhs as against ₹ 66499.47 lakhs during the previous year. Consolidated profit before tax amounted to ₹ 724.51 lakhs compared with ₹ 1166.09 lakhs in the previous year, while consolidated profit after tax stood at ₹ 59.16 lakhs as against ₹ 765.62 lakhs during the previous year. Consolidated earnings per share decreased from ₹ 8.48 during previous year to ₹ 2.87during the year under review.

## Dividend

Considering the financial performance of the Company, the need to conserve resources for future growth and expansion and to strengthen the financial position of the Company, your Directors are pleased to recommend a dividend of ₹ 0.80 (Eighty paise) per equity share (8.00%) on equity shares of ₹ 10 each for the financial year ended 31st March, 2026.

The dividend, if approved by the Members at the ensuing Annual General Meeting, will be paid to those Members whose names appear in the Register of Members/Beneficial Owners as on the Record Date. The total dividend outgo, including applicable taxes, will amount to approximately ₹ 88.20 lakhs.

The dividend recommended is in accordance with the Company's Dividend Distribution Policy. The policy is available on the Company's website and can be accessed at http://superhouse.in/pdf/Dividend-Distribution-Policy.pdf

## Transfer to Reserves

The Board has decided to transfer ₹ 100.00 (One Hundred) lakhs to the General Reserve of the Company for the financial year ended 31st March, 2026.

## Operations and Business Performance

The financial year 2025-26 continued to be challenging for the global leather and footwear industry due to sluggish demand in key international markets, inflationary pressures, supply chain disruptions and continued geopolitical uncertainties. Despite these headwinds, the Company maintained its focus on operational excellence, product innovation, cost optimisation and customer satisfaction.

The Company continued to strengthen its position across its diversified product portfolio comprising leather footwear, safety footwear, fashion footwear, leather goods, saddlery and harness, textile garments, industrial safety products and allied businesses. The Company's established brands, diversified customer base, integrated manufacturing facilities and strong export presence continued to provide resilience during the year.

The domestic business also witnessed sustained momentum, supported by growing brand recognition of Allen Cooper, Silver Street and Double Duty, expansion of distribution channels and increasing penetration through modern retail and e-commerce platforms.

Your Directors remain confident that the Company's diversified business model, integrated manufacturing capabilities, experienced management team and strong customer relationships will continue to support sustainable long-term growth.

## Export Performance and Recognition

Exports continued to constitute a significant component of the Company's business during the year under review. The Company maintained its strong presence in major international markets by consistently supplying high-quality products and strengthening long-standing relationships with global customers.

During the year, the Company was honoured with the National Export Excellence Award – First Place for excellence in exports of Harness & Saddlery (Non-Leather) for the year 2024-25. The Company had also received several prestigious export excellence awards during the previous years in recognition of its outstanding performance in the export of leather and non-leather products, including awards for overall exports, leather footwear, finished leather, leather goods and harness and saddlery from the Council for Leather Exports.

These recognitions reaffirm the Company's leadership in the leather export industry and reflect its commitment to product quality, customer satisfaction, innovation and global competitiveness.

## Share Capital

During the financial year under review, there was no change in the authorised, issued, subscribed and paid-up equity share capital of the Company.

As on 31st March, 2026, the paid-up equity share capital of the Company stood at ₹ 11,02,50,000, comprising 1,10,25,000 equity shares of ₹ 10 each.

The Company has not issued any shares with differential rights as to voting, dividend or otherwise or sweat equity shares. Further, no Employee Stock Option Scheme is presently in force.

## Material Changes, Commitments and Change in the Nature of Business

There were no material changes or commitments affecting the financial position of the Company between the end of the financial year ended 31st March, 2026 and the date of this Report, except those disclosed elsewhere in this Annual Report. Further, there was no change in the nature of the business of the Company during the financial year under review.

## Subsidiaries, Joint Ventures and Associate Companies

As on 31st March, 2026, the Company has seven subsidiary companies, namely M/s Superhouse (UK) Limited, M/s Superhouse Middle East FZC, M/s Briggs Industrial Footwear Limited, UK, M/s Linea De Seguridad S.L.U, Spain, M/s LA Compagnie Francaise De Protection SARL, M/s Creemos International Limited and M/s Allen Cooper Limited (earlier known as Rojus Enterprises Limited) and four associates namely M/s Unnao Tanneries Pollution Control Company, M/s Steven Industries Limited, M/s Amin International Limited and M/s Knowledgehouse Limited. The Company has two step-down subsidiary companies, namely M/s Nomads Clothing Limited and M/s Patrick Shoes Limited. No other Company became or ceased to be became the Company's subsidiary, joint venture or associate company except M/s Superhouse (USA) International Inc. dissolve during the year.

The Company will make available the annual accounts of subsidiaries and the related information to any member of the Company who may be interested in obtaining the same. The annual accounts of subsidiaries will also be kept for inspection

by any member of the Company at the registered office of the Company and that of the respective subsidiaries. The financial statements, including consolidated financial statement and separate financial statement in respect of each of its subsidiaries have also been placed on the website of the Company. A statement containing salient features of the financial statement of subsidiaries/associates companies forms a part of the annual financial statement. The policy for determining material subsidiaries as approved may be accessed on the Company's website at the link:

https://www.superhouse.in/pdf/POLICY FOR DETERMINING MATERIAL SUBSIDIARY.pdf

## Transfer to the Investor Education and Protection Fund (IEPF)

In compliance with the provisions of Sections 124 and 125 of the Companies Act, 2013 read with the Investor Education and Protection Fund Authority (Accounting, Audit, Transfer and Refund) Rules, 2016 ('IEPF Rules') as amended from time to time, the Company has deposited a sum of ₹ 9,19,929.60 into the specified bank account of the IEPF, Government of India, towards unclaimed / unpaid dividend amount for the financial year ended 31st March, 2018.

As per the said Rules, the corresponding equity shares in respect of which Dividend remains unclaimed / unpaid for seven consecutive years or more, are required to be transferred to the Demat Account of the IEPF Authority. During the year under review, the Company has transferred 55,597 underlying Equity Shares to the Demat Account of the IEPF Authority, incompliance with the aforesaid Rules.

## Credit Rating

During the year under review, the ACUITE Rating Agency assigned the long term rating of 'ACUITE A-' | Negative| (read as ACUITE A- minus) and reaffirmed short term rating of 'ACUITE A2+' on the bank borrowings of the Company.

## Consolidated Financial Statements

In accordance with the provisions of the Companies Act, 2013, the SEBI Listing Regulations and the applicable Indian Accounting Standards, the Consolidated Financial Statements of the Company, together with the Auditors' Report thereon, form an integral part of this Annual Report.

## Corporate Governance

The Company remains committed to maintaining the highest standards of corporate governance, transparency, accountability and ethical business practices.

A separate report on Corporate Governance, together with the certificate from the Statutory Auditors confirming compliance with the requirements of the SEBI (Listing Obligations and Disclosure Requirements) Regulations, 2015, forms an integral part of this Annual Report.

## Management Discussion and Analysis

Pursuant to Regulation 34 read with Schedule V of the SEBI Listing Regulations, a detailed Management Discussion and Analysis Report, covering the industry structure, business environment, opportunities and threats, risk management, internal controls, financial performance, outlook and other matters, forms part of this Annual Report.

## Conservation of Energy

Your Company is engaged in the manufacturing of Finished Leathers, Leather Goods and Textile Garments and consumption of energy in these industries is not significant as compared to that of in other industries. However, the Company is making continuous efforts to conserve energy wherever possible by economizing on the use of power and fuel in factories and offices. The Company is using electricity and generators as sources of energy. The Company has not made specific capital investment for the reduction of consumption of energy.

## Technology Absorption

The Company is carrying on the research and development, understanding the customer needs and preferences for design, quality and comfort on a regular way. Improvement of overall product performance by implementing the planned strategies, bringing in new developments and product improvements based on consumer research have helped the Company to achieve excellent working results and improve the competitive strength of the Company. The use of modern technology and newest materials not only guarantee world class quality products at reasonable price but also caters to the fashion needs of the customers while meeting the ever changing market requirements.

The Company has incurred expenditure of ₹ 80.58 lakh which is 0.15% of the total turnover for Research and Development Activities during the year, as compared to ₹ 110.68 lakh which was 0.21% of the total turnover incurred during the previous year.

The Company is not using imported technology. However, imported plants and machineries are also being used by the Company.

## Foreign Exchange Earnings & Outgo

The Company continues to enjoy the status of a Government of India Recognized Trading House. Continuous efforts are being made to identify new markets. The Company earned foreign exchange of ₹ 33570.45 lakh during the year in comparison to previous year of ₹ 32893.74 lakh. During the year, the total foreign exchange outgo was ₹ 5990.75 lakh as compared to ₹ 7052.21 lakh during the preceding financial year.

## Corporate Social Responsibility

The Company continues to remain committed towards sustainable development and inclusive growth through its Corporate Social Responsibility initiatives.

To attain its Corporate Social Responsibility (CSR) objectives in a professional and integrated manner, the Company has identified the promotion of Education, Healthcare and Environment Sustainability as its focus areas.

In Education, the endeavours of the Company are to spark the desire of learning and knowledge at every stage through quality primary education, formal schools, facilities for preparation of higher education and development of sports skills. The proper arrangements have been made for free education of the financially weaker section of the society. The company is also assisting in skill development by providing on the job and vocational training.

In Healthcare, the endeavours of the Company are to eradicate hunger, poverty and malnutrition and promoting Healthcare.

In Environmental Sustainability, the endeavours of the Company are: - 1. To ensure environmental sustainability by adopting best ecological practices and encouraging conservation/ judicious use of water and other natural re-sources. 2. To use environment friendly and safe process in production. 3. To create a positive fast print within the society by creating inclusive and enabling infrastructure/environment for liveable communities. 4. To run primary and secondary treatment plants for the disposal of effluent waste.

The CSR Committee monitors implementation of CSR activities in accordance with the CSR Policy and applicable provisions of the Companies Act, 2013. The Corporate Social Responsibility Committee comprises Mr. Mukhtarul Amin, Chairman, Mr. Vinay Sanan and Mr. Rajendra Krishna Shukla as members. The Corporate Social Responsibility Committee (CSR Committee) has formulated and recommended to the Board, a Corporate Social Responsibility Policy (CSR Policy) indicating the activities to be undertaken by the Company, which has been approved by the Board.

Against the CSR obligation of ₹ 37.85 lakh, the Company incurred an expenditure of ₹ 40.06 lakh during the year, resulting in an excess expenditure of ₹ 2.21 lakh, which shall be carried forward in accordance with the applicable provisions of the Companies Act, 2013. The Annual Report on CSR Activities for the financial year ended 31st March, 2026 is annexed herewith, marked as Annexure-I to this report.

## Related Party Transactions

All Related Party Transactions entered into during the financial year were in the ordinary course of business and on an arm's length basis.

There were no materially significant Related Party Transactions requiring approval of the shareholders under the Companies Act, 2013 or the SEBI Listing Regulations.

The Policy on materiality of related party transactions and dealing with related party transactions as approved by the Board may be accessed on the Company's website at the link https://superhouse.in/pdf/Policy-on-Materiality.pdf. There were no materially significant related party transactions which could have potential conflict with interest of the Company at large.

The disclosures as required under Indian Accounting Standard (Ind AS) 24 form part of the Notes (Note No 47) to the Financial Statements.

## BOARD OF DIRECTORS AND KEY MANAGERIAL PERSONNEL

**A. Board of Directors**

The composition of the Board is in conformity with the provisions of the Companies Act, 2013 and the SEBI Listing Regulations.

The Board functioned effectively through its Committees, namely the Audit Committee, Nomination and Remuneration Committee, Stakeholders' Relationship Committee, Corporate Social Responsibility Committee and Risk Management Committee, which discharge their respective functions in accordance with the applicable provisions of the Companies Act, 2013 and the SEBI Listing Regulations.

In accordance with the provisions of the Act and the Articles of Association of the Company, Mr. Zafarul Amin (DIN:00015533) and Mr. Yusuf Amin (DIN: 06863918), Directors of the Company, retire by rotation at the ensuing Annual General Meeting and being eligible they offered themselves for re-appointment.

The Company has devised the following Policies/Criteria viz: (a) Policy for selection of Directors and determining Directors' independence; (b) Remuneration Policy for Directors, Key Managerial Personnel and other employees and (c) Criteria of making payments to Non-Executive Directors. The aforesaid policies/criteria are put up on the Company's website and can be accessed at the link: https://superhouse.in/pdf/Policy-for-Selection-of-Directors.pdf

https://superhouse.in/pdf/Remuneration-Policy-for-Directors.pdf;

https://superhouse.in/pdf/Criteria-of-making-payments-to-Non-Executive-Directors.pdf.

The Policy for selection of Directors and determining Directors' independence sets out the guiding principles for the Nomination and Remuneration Committee (NR Committee) for identifying persons who are qualified to become Directors and to determine the independence of Directors, in case of their appointment as Independent Directors of the Company. The Policy also provides for the factors in evaluating the suitability of individual Board members with diverse backgrounds and experience that are relevant for the Company's operations. The Remuneration Policy for Directors, Key Managerial Personnel and other employees sets out the guiding principles for the NR Committee for recommending to the Board the remuneration of the Directors, Key Managerial Personnel

and other employees of the Company. Criteria of making payment to Non-Executive Directors set out the guiding principles for the payment to Non- Executive Directors.

**B. Meetings of the Board**

During the financial year, six meetings of the Board of Directors were held. The gap between two meetings was within the period prescribed under the Companies Act, 2013 and the SEBI Listing Regulations.

The details of the meeting of board of directors and various committees are given in the Corporate Governance Report.

**C. Independent Directors**

Pursuant to the provisions of Section 149 of the Act, the Independent Directors have submitted declarations confirming that they meet the criteria of independence prescribed under Section 149(6) of the Companies Act, 2013 and Regulation 16(1)(b) of the SEBI Listing Regulations. During the year under review, the non-executive directors of the Company had no pecuniary relationship or transactions with the Company, other than sitting fees.

The details of programs for familiarization of Independent Directors with the Company, their roles, rights, responsibilities with the Company, the nature of the industry in which the Company operates, the business model of the Company and related matters are also put up on the website of the Company at the link: https://superhouse.in/pdf/Details of Familiarization Programmes Imparted to Independent Directors.pdf

**D. Performance Evaluation**

The Company has devised a Policy for performance evaluation of Independent Directors, Board, Committees and other individual Directors, which includes criteria for performance evaluation of the Non-Executive Directors and Executive Directors. The Board has carried out the annual performance evaluation of its own performance, the directors individually as well as the evaluation of the performance of the Board Committees. A structured questionnaire was prepared after circulating the draft forms, covering various aspects of the Board's functioning such as adequacy of the composition of the Board and its Committees, Board culture, execution and performance of specific duties, obligations and governance. The performance evaluation of the Chairman and Managing Director and the Non-independent Directors was carried out by the Independent Directors. The evaluation of Independent Directors was done by the entire board of directors which include performance of the directors, fulfilment of the independence criteria and their independence from the management. The directors express their satisfaction with the evaluation process.

**E. Key Managerial Personnel**

The following were the Key Managerial Personnel of the Company as on 31st March, 2026:

- Mr. Mukhtarul Amin – Chairman & Managing Director
- Mr Zafarul Amin – Joint Managing Director
- Mr. Mohd. Shadab – Deputy Managing Director
- Mr. R.K. Agrawal – Company Secretary
- Mr. Krishan Dutt Mishra – Chief Financial Officer

## Risk Management

The Company has established a comprehensive Enterprise Risk Management Framework to identify, evaluate, monitor and mitigate strategic, operational, financial, regulatory and business risks.

The Risk Management Committee periodically reviews key business risks, including foreign exchange exposure, raw material availability and pricing, legal and regulatory compliance, environmental and operational risks, business continuity and cyber security risks. The Committee also reviews the adequacy of risk mitigation measures and internal control systems and regularly reports significant developments to the Board.

The Company continues to strengthen its risk governance framework by integrating enterprise risk management with internal financial controls, internal audit processes and cyber security governance.

## Internal Financial Controls

The Company has in place adequate Internal Financial Controls commensurate with the nature, scale and complexity of its operations. These controls are designed to ensure orderly and efficient conduct of business, safeguarding of assets, prevention and detection of frauds and errors, accuracy and completeness of accounting records and timely preparation of reliable financial information.

The Audit Committee periodically reviews the adequacy and effectiveness of the internal control systems.

## Vigil Mechanism / Whistle Blower Policy

The Company has established a Vigil Mechanism and Whistle Blower Policy in accordance with Section 177 of the Companies Act, 2013 and Regulation 22 of the SEBI Listing Regulations.

The mechanism enables Directors and employees to report genuine concerns regarding unethical behaviour, fraud or violation of the Company's Code of Conduct.

The mechanism provides adequate safeguards against victimisation and ensures direct access to the Chairperson of the Audit Committee in appropriate cases. During the year, no person was denied access to the Audit Committee.

The vigil mechanism and whistle blower policy may be accessed on the Company's website at the link: https://www.superhouse.in/pdf/Vigil-Mechanis-and-Whistle-Blower-Policy.pdf

## Annual Return

Pursuant to Section 92(3) read with Section 134(3) (a) of the Companies Act, 2013, the Annual Return as on 31st March, 2026 is available on the Company's website at and can be accessed at the link: https://www.superhouse.in/pdf/Annual%20Return.pdf

## Prevention of Sexual Harassment

The Company has in place a policy on Prevention, Prohibition and Redressal of Sexual Harassment at Workplace in accordance with the provisions of the Sexual Harassment of Women at Workplace (Prevention, Prohibition and Redressal) Act, 2013.

An Internal Complaints Committee has been constituted to redress complaints.

During the year under review:

A. Number of complaints received : Nil

B. Number of complaints disposed of : Nil

C. Number of complaints pending as on 31st March, 2026 : Nil

## Particulars of Employees and Related Disclosures

There were 1335 permanent employees with the Company as on 31st March, 2026. The percentage increase in remuneration, ratio of remuneration of each director and key managerial personnel (KMP) to the median of employees' remuneration, and the list of top 10 employees in terms of remuneration drawn, as required under Section 197(12) of the Companies Act, 2013, read with Rule 5 of the Companies (Appointment and Remuneration of Managerial Personnel) Rules, 2014, form part of Annexure II to this Board's report.

## Significant and Material Litigations / Orders

During the year under review, no significant or material orders were passed by the Regulators, Courts or Tribunals which would impact the going concern status or future operations of the Company.

Details of pending litigations, including tax matters, are disclosed in the Financial Statements and the Auditors' Report forming part of this Annual Report.

## Audit Committee

The Audit Committee comprises only Independent Directors. All recommendations made by the Audit Committee during the year were accepted by the Board.

## Maternity Benefit

The Company has complied with provisions relating to the Maternity Benefit Act, 1961, as amended from time to time. Necessary facilities and benefits have been extended to all eligible women employees in accordance with the applicable law.

## Directors' Responsibility Statement

Pursuant to Section 134(5) of the Companies Act, 2013, your Directors confirm that:

a) in the preparation of the annual accounts for the year ended March 31, 2026, the applicable accounting standards read with requirements set out under Schedule III to the Act, have been followed and there are no material departures from the same;

b) the Directors have selected such accounting policies and applied them consistently and made judgements and estimates that are reasonable and prudent so as to give a true and fair view of the state of affairs of the Company as at March 31, 2026 and of the profit of the Company for the year ended on that date;

c) the Directors have taken proper and sufficient care for the maintenance of adequate accounting records in accordance with the provisions of the Act for safeguarding the assets of the Company and for preventing and detecting fraud and other irregularities;

d) the Directors have prepared the annual accounts on a 'going concern' basis;

e) the Directors have laid down internal financial controls to be followed by the Company and that such internal financial controls are adequate and are operating effectively; and

f) the Directors have devised proper systems to ensure compliance with the provisions of all applicable laws and that such systems are adequate and operating effectively.

## Secretarial Standards

The Company has complied with the applicable Secretarial Standards issued by the Institute of Company Secretaries of India relating to meetings of the Board of Directors and General Meetings.

## Secretarial Auditor

Pursuant to Section 204 of the Companies Act, 2013, M/s Banthia & Company, Practising Company Secretaries, conducted the Secretarial Audit of the Company.

The Secretarial Audit Report for the financial year ended 31st March 2026, forms part of this Annual Report, and marked as Annexure III to this Report. The Secretarial Audit Report does not contain any qualification, reservation or adverse remark.

## Secretarial Compliance Report

The Secretarial Compliance Report issued under Regulation 24A of the SEBI Listing Regulations has been submitted to the Stock Exchanges within the prescribed timelines.

## Statutory Auditors

M/s. Kapoor Tandon & Co., Chartered Accountants were appointed as Auditors of the Company, for a term of 5 (five) consecutive years, at the Annual General Meeting held on 30th September, 2022. They have confirmed that they are not disqualified from continuing as Auditors of the Company. The Auditors continue as the Statutory Auditors of the Company.

The Auditors' Report on the Standalone and Consolidated Financial Statements for the financial year ended 31st March, 2026 does not contain any qualification, reservation, adverse remark or disclaimer. The Notes on financial statement referred to in the Auditors' Report are self-explanatory and do not call for any further comments.

## OTHER STATUTORY DISCLOSURES

**A. Deposits**

During the year under review, the Company has not accepted any deposits from the public within the meaning of Chapter V of the Companies Act, 2013 read with the Companies (Acceptance of Deposits) Rules, 2014.

Accordingly, there were no outstanding public deposits as on 31st March, 2026.

**B. Particulars of Loans, Guarantees and Investments**

Particulars of loans given, investments made, guarantees given and securities provided along with the purpose for which the loan or guarantee or security is proposed to be utilized by the recipient are provided in the Standalone Financial Statement.

**C. Scheme for Purchase of The Company's Shares by Employees**

The Company does not have any scheme of provision of money for the purchase of its own shares by employees or by trustees for the benefit of employees.

**D. Remuneration from Subsidiaries Companies**

Neither the Managing Director nor the Whole-time Directors of the Company receive any remuneration or commission from any of its subsidiaries, except Mr. Mukhtarul Amin, Chairman and Managing Director, Mr. Zafarul Amin, Joint Managing Director and Mr Yusuf Amin, Director of the Company received remuneration/commission of ₹ 5.85 lakh each from Creemos International Limited, a subsidiary of the Company (Previous Year: ₹ 5.85 lakh each).

**E. Corporate Insolvency Resolution Process**

The Company has no information about any Corporate Insolvency Resolution Process, initiated against the Company, under the Insolvency and Bankruptcy Code, 2016.

**F. Fraud reported by the auditors**

No fraud was reported by the auditors under sub-section (12) of Section 143.

## ACKNOWLEDGEMENT

Your Directors place on record their sincere appreciation for the continued confidence and support extended by the shareholders, customers, suppliers, bankers, financial institutions, Government authorities, business associates and all other stakeholders.

The Directors also express their deep appreciation to the employees at all levels for their dedication, commitment and valuable contribution towards the Company's performance during the year. Their continued support and collective efforts remain the cornerstone of the Company's sustained growth and success.

The Board looks forward to the continued trust and support of all stakeholders in the years ahead.

For and on behalf of the Board of Directors
**Mukhtarul Amin**
Chairman & Managing Director
DIN: 00012108

Place: Kanpur
Date: 10-07-2026

# MANAGEMENT DISCUSSION AND ANALYSIS

## Macroeconomic Overview

The global economic environment during FY2025-26 remained challenging, characterised by persistent geopolitical uncertainties, inflationary pressures in several economies, supply chain disruptions and subdued consumer demand across key international markets. These factors had a direct impact on global trade flows, including demand for leather and leather products.

India's overall merchandise exports recorded a marginal increase from US$ 437.70 billion in FY2024-25 to US$ 441.75 billion in FY2025-26. However, exports of leather and leather products declined marginally from US$ 4.83 billion to US$ 4.75 billion during the year, representing a decline of 1.63%. The decline was primarily attributable to lower exports of Finished Leather, Leather Footwear and Leather Goods. Certain product categories however demonstrated resilience and registered positive growth. Exports of Leather Garments increased by 17.66%, Footwear Components by 3.77%, Saddlery & Harness by 7.30% and Non-Leather Footwear by 3.58%.

Footwear and leather goods continued to account for the largest share of India's leather exports, contributing around 67.38% of total exports with a combined export value of US$ 3.20 billion. The United States remained the largest export destination for Indian leather products with a share of 20.54%, followed by Germany (10.97%), United Kingdom (8.84%), Italy (6.22%), Netherlands (6.11%), Spain (5.47%) and France (4.65%). Collectively, the top-20 importing countries accounted for about 86.96% of India's total leather and leather products exports during FY2025-26.

## Industry Structure and Developments

The Indian leather industry occupies a significant position in the country's manufacturing and export landscape and continues to be one of the major foreign exchange earning sectors. During FY2025-26, exports of leather and leather products stood at approximately US$ 4.75 billion.

India enjoys a natural competitive advantage owing to the availability of abundant raw material resources, with nearly 20% of the world's cattle and buffalo population and approximately 11% of the global goat and sheep population. The industry is further supported by a large skilled workforce, technological advancements, increasing environmental compliance and a well-developed ancillary ecosystem.

The leather sector is highly employment-intensive and provides livelihood opportunities to more than 4.42 million people, particularly from economically weaker sections of society. The industry also plays an important role in women's employment, with women constituting approximately 30% of the workforce in leather products manufacturing.

India is among the world's leading producers of footwear and leather garments. The industry encompasses a wide range of product categories, including finished leather, footwear, footwear components, leather garments, leather goods, saddlery, harness and gloves.

## Opportunities and Threats

### Opportunities

The Government of India continues to recognise the leather sector as a focus industry due to its significant export potential and employment generation capabilities. Various initiatives under the Foreign Trade Policy and sector-specific development programmes are aimed at strengthening manufacturing capabilities, enhancing exports and improving global competitiveness.

Key opportunities for the industry include:

- Growing demand for value-added leather products in international markets.
- Expansion of organised retail and e-commerce channels in India.
- Increasing preference for branded footwear and lifestyle products.
- Rising opportunities in safety footwear, workwear and industrial products.
- Diversification into non-leather and athleisure footwear segments.
- Adoption of sustainable manufacturing practices and environmentally compliant production facilities.

### Threats

Despite the long-term growth potential, the industry continues to face several challenges, including:

- Intense competition from international manufacturers and multinational brands.
- Volatility in raw material prices and availability.
- Fluctuations in foreign exchange rates.
- Stringent environmental regulations and compliance requirements.
- Rapidly changing consumer preferences and fashion trends.
- Pressure on margins due to inflationary costs and global economic uncertainties.

- Reduction or rationalization of export incentives and government support schemes.

## Segment-wise Performance

The Company's operations are organised into the following reportable segments:

| Segment | FY2025-26 | FY2024-25 |
|---|---|---|
| Leather and Leather Products | ₹ 444.80 Crores | ₹ 440.69 Crores |
| Textile Garments | ₹ 88.96 Crores | ₹ 76.33 Crores |

The Leather and Leather Products segment continues to remain the principal contributor to the Company's revenue and profitability, while the Textile Garments segment complements the Company's diversified product portfolio.

## Domestic Market Performance

The Company markets its products in the domestic market under the well-established brands "Allen Cooper" and "Double Duty".

The domestic business continues to benefit from growing brand recognition, increasing consumer preference for quality footwear and expanding distribution networks. The Company remains focused on strengthening its retail presence, enhancing customer engagement and improving product offerings across various consumer segments.

## Outlook

The Company remains optimistic about its long-term growth prospects despite prevailing global uncertainties.

Its products continue to enjoy acceptance in both international and domestic markets. The Company is actively pursuing strategies to expand its geographical reach into new markets while deepening penetration in existing markets through focused marketing initiatives and strengthened distribution channels.

The Company is also exploring opportunities in high-growth categories such as sports footwear, children's footwear, safety products and lifestyle accessories. Further, it continues to leverage digital commerce platforms and technology-enabled sales channels to enhance market reach and customer engagement.

Management believes that the Company's diversified product portfolio, established customer relationships, strong manufacturing capabilities and experienced leadership team position it favourably to capitalize on emerging opportunities in the footwear and leather industry.

## Risks and Concerns

The Company operates in an industry that is exposed to various business risks, including fluctuations in raw material availability and prices, foreign exchange volatility, changing consumer preferences, regulatory developments and global economic conditions.

Raw hides and skins constitute the principal raw material for leather manufacturing. As leather is a natural product, both availability and pricing are subject to market conditions and seasonal factors. The Company mitigates this risk through its extensive sourcing network, long-standing supplier relationships and procurement expertise.

A substantial portion of the Company's revenues is derived from exports and is therefore exposed to foreign exchange fluctuations. The Company continuously monitors currency movements and adopts appropriate hedging and treasury management strategies to mitigate such risks.

The Company has also strengthened its enterprise risk management framework to monitor strategic, operational, financial, regulatory and cyber security risks. Appropriate risk mitigation measures are periodically reviewed by management and the Risk Management Committee.

## Internal Control Systems and Their Adequacy

The Company has established adequate internal control systems commensurate with the size, scale and complexity of its operations.

The internal control framework is designed to provide reasonable assurance regarding:

- Effectiveness and efficiency of operations;
- Safeguarding of assets;
- Reliability of financial reporting;
- Compliance with applicable laws and regulations; and
- Prevention and detection of frauds and errors.

The Company has implemented appropriate controls over procurement, inventory management, production, sales, finance and information systems. Internal audits are conducted periodically to evaluate the effectiveness of internal controls and identify areas for improvement.

The Audit Committee regularly reviews internal audit findings, risk assessments, compliance reports and the adequacy of internal financial controls and monitors corrective actions taken by management.

## Financial Performance with Respect to Operational Performance

The financial statements have been prepared in accordance with the provisions of the Companies Act, 2013, Indian Accounting Standards (Ind AS) and other applicable statutory requirements.

During FY2025-26, the Company achieved standalone sales and other income of ₹ 519.45 Crores as against ₹ 504.91 Crores in the previous year.

Profit Before Tax (PBT) stood at ₹ 18.33 Crores and Profit After Tax (PAT) stood at ₹ 12.21 Crores as compared to PBT of ₹ 17.93 Crores and PAT of ₹ 13.41 Crores during the previous year.

The net block of fixed assets as at 31st March, 2026 stood at ₹ 206.28 Crores compared to ₹ 203.88 Crores as at 31st March, 2025. Net current assets stood at ₹ 158.35 Crores as against ₹ 148.65 Crores in the previous year.

On a consolidated basis, sales and other income stood at ₹ 682.99 Crores compared to ₹ 677.15 Crores during FY2024-25. Consolidated Profit Before Tax stood at ₹ 7.24 Crores, while Consolidated Profit After Tax stood at ₹ 0.59 Crores as compared to ₹ 11.66 Crores and ₹ 7.65 Crores respectively during the previous year.

Detailed information on the Company's financial performance is provided in the Audited Financial Statements forming part of this Annual Report.

## Key Financial Ratios

The key financial ratios of the Company are summarized below:

| Particulars | FY 2025-26 | FY 2024-25 |
|---|---|---|
| Debtors Turnover Ratio | 3.58 | 3.55 |
| Inventory Turnover Ratio | 3.56 | 3.56 |
| Interest Coverage Ratio | 4.24 | 4.08 |
| Current Ratio | 1.73 | 1.62 |
| Debt Equity Ratio | 0.28 | 0.35 |
| Operating Profit Margin (%) | 8.53% | 8.41% |
| Net Profit Margin (%) | 2.45% | 2.80% |
| Return on Net Worth (%) | 7.10% | 7.20% |

There were no significant changes in the key financial ratios during the year requiring specific explanation under applicable regulatory requirements.

## Human Resources and Industrial Relations

The Company firmly believes that its employees are among its most valuable assets and key contributors to its long-term success.

Industrial relations remained cordial and harmonious throughout the year. The Company continues to focus on employee engagement, skill development, productivity enhancement, workplace safety and talent retention.

The Board places on record its appreciation for the dedication, commitment and contribution made by employees at all levels during the year.

As on 31st March, 2026, the Company had 1,335 permanent employees.

## Cautionary Statement

Statements contained in this Management Discussion and Analysis describing the Company's objectives, projections, estimates, expectations or predictions may constitute "forward-looking statements" within the meaning of applicable laws and regulations.

Actual results may differ materially from those expressed or implied due to various factors including changes in economic conditions, government policies, taxation laws, foreign exchange fluctuations, market demand, competitive pressures and other incidental factors beyond the Company's control.

The Company assumes no responsibility to publicly amend, modify or revise any forward-looking statements on the basis of subsequent developments, information or events.

## ANNEXURE -I

# ANNUAL REPORT ON CSR ACTIVITIES FOR THE FINANCIAL YEAR ENDED 31ST MARCH, 2026

## Brief outline on CSR Policy of the Company

Superhouse Limited integrated its business operation and corporate value to optimize the interests of all stakeholders including investors, customers, suppliers, employees, society and the environment. The company is committed towards sustainability with objectives that each business decision takes into account it social and environmental impacts and consequences. The company prefers local area and areas around it where it operates for spending the amount earmarked for CSR projects, programs and activities.

## CSR Programs :

To attain its Corporate Social Responsibility (CSR) objectives in professional and integrated manner the company has identified the promotion of Education, Health Care and Environment Sustainability as its focus areas.

The Education Activities are being carried out under various societies, trust and company under section 8 of the Companies Act, 2013.

In Education, the endeavours of the company are to spark the desire of learning and knowledge at every stage through quality primary education, formal schools, facility for preparation of higher education and development of sports skills. The proper arrangements have been made for free education of the financially weaker section of the society. The company is also assist in skill development by providing on job and vocational training.

The Health Care, the endeavours of the company are to eradicate hunger, poverty and malnutrition and promoting health care including preventive health care.

In Environment Sustainability, the endeavours of the company are:-

1. To ensure environmental sustainability by adopting best ecological practices and encouraging conservation/judicious use of water and other natural re-sources.
2. To use environment friendly and safe process in production.
3. To create a positive fast print within the society by creating inclusive and enabling infrastructure/environment for liveable communities.
4. To run primary and secondary treatment plants for the disposal of effluent waste. The pollution free environment activities are being carried out under the aegis Unnao Tannery Pollution Control Company, co-promoted by the company.

## Composition of CSR Committee:

| Sl. No. | Name of Directors | Designation/ Nature of Directorship | Number of meetings of CSR Committee held during the year | Number of meetings of CSR Committee attended during the year | Reason for cessation |
|---|---|---|---|---|---|
| 1 | Mr. Mukhtarul Amin | Chairman and Managing Director | 3 | 2 | N.A. |
| 2 | Mr. Vinay Sanan | Independent Director | 3 | 2 | |
| 3 | Mr. Rajendra Krishna Shukla | Independent Director | 3 | 2 | |
| 4 | Mr. Ajai Kumar Sengar | Independent Director | 3 | 1 | The Term 2nd completed on 29th September, 2025. |

| | | |
|---|---|---|
| 1 | Provide the web-link where Composition of CSR committee, CSR Policy and CSR projects approved by the board are disclosed on the website of the company. | http://superhouse.in/pdf/CSR-Policy.pdf |
| 2 | Provide the details of Impact assessment of CSR projects carried out in pursuance of subrule (3) of rule 8 of the Companies (Corporate Social responsibility Policy) Rules, 2014, if applicable (attach the report). | N.A. |
| 3 | Details of the amount available for set off in pursuance of sub-rule (3) of rule 7 of the Companies (Corporate Social Responsibility Policy) Rules, 2014 and amount required for set off for the financial year, if any | Yes |

| Sl. No | Financial Year | Amount available for set-off from preceding financial years (in ₹) | Amount required to be set-off for the financial year, if any (in ₹ ) |
|---|---|---|---|
| | 2025-26 | ₹ Nil | ₹ Nil |
| | **TOTAL:-** | **₹ Nil** | **₹ Nil** |

| | | |
|---|---|---|
| 4 | Average net profit of the company as per section 135 (5). | 18,92,36,896.00 |
| 5. | (a) Two percent of average net profit of the company as per section 135(5). | 37,84,738.00 |
| | (b) Surplus arising out of the CSR projects or programmes or activities of the previous financial years. | - |
| | (c ) Amount required to be set off for the financial year, if any. | - |
| | (d) Total CSR obligation for the financial year (7a+7b-7c). | 37,84,738.00 |
| 6. | (a) CSR amount spent or unspent for the financial year: | 40,06,527.00 |
| | (b) Details of CSR amount spent against ongoing project for the financial year. | - |

| Total Amount Spent for the Financial Year. (in ₹) | Amount Unspent (in ₹) | | | | |
|---|---|---|---|---|---|
| | Total Amount transferred to Unspent CSR Account as per section 135(6). | | Amount transferred to any fund specified under Schedule VII as per second proviso to section 135(5). | | |
| | Amount | Date of Transfer | Name of the Fund | Amount | Date of Transfer |
| | NIL | | | | |

**c) Details of CSR amount spent against ongoing projects for the financial year:**

| 1 | 2 | 3 | 4 | 5 | | 6 | 7 | 8 | 9 | 10 | 11 | |
|---|---|---|---|---|---|---|---|---|---|---|---|---|
| Sl. No | Name of the project | Item from the list of activities in Schedule VII to the Act. | Local area (Yes/ No). | Location of the project. | | Project duration. | Amount allocated for the project (in ₹). | Amount spent in the current financial Year (in ₹). | Amount trans-ferred to Unspent CSR Account for the project as per Section 135(6) (in ₹). | Mode of Implemen-tation - Direct (Yes/No). | Mode of Implementation - Through Implementing Agency | |
| | | | | State | District | | | | | | Name | CSR Registration number |
| 1 | Hospital | Chaudhary Ehsan Kareem Hospital | | U.P. | Kanpur | | 1Year | 37,730/- | | 37,730/- | No | CSR00001861 |
| 2 | Educational | Jyoti Bal Vikas Sansthan | | U.P. | Kanpur | | 1Year | 1,20,000/- | | 1,20,000/- | No | CSR00016348 |
| 3 | Educational | Jamea Hidayat Trust | | Rajasthan | Jaipur | | 1Year | 12,00,000/- | | 12,00,000/- | No | CSR00015047 |
| 4 | Social Service | Kanpur Parivartan Forum | | U.P. | Kanpur | | 1Year | 2,00,000/- | | 2,00,000/- | No | CSR00006345 |

| 1 | 2 | 3 | 4 | 5 | | 6 | 7 | 8 | 9 | 10 | 11 | |
|---|---|---|---|---|---|---|---|---|---|---|---|---|
| Sl. No | Name of the project | Item from the list of activities in Schedule VII to the Act. | Local area (Yes/ No). | Location of the project. | | Project duration. | Amount allocated for the project (in ₹). | Amount spent in the current financial Year (in ₹). | Amount trans-ferred to Unspent CSR Account for the project as per Section 135(6) (in ₹). | Mode of Implemen-tation - Direct (Yes/No). | Mode of Implementation - Through Implementing Agency | |
| | | | | State | District | | | | | | Name | CSR Registration number |
| 5. | Education | Amin Sons Welfare Society | | U.P. | Kanpur | | 1Year | 24,25,250/- | | 24,25,250/- | No | CSR00000095 |
| 6. | Educational | The All India Federation of Education Association | | U.P. | Kanpur | | 1Year | 23,547/- | | 23,547/- | No | CSR00000094 |

## B. DETAILS OF CSR AMOUNT SPENT AGAINST OTHER THAN ONGOING PROJECTS FOR THE FINANCIAL YEAR: Nil

| Total amount spent for the financial year (In ₹) | Amount Unspent (in ₹) | | | | |
|---|---|---|---|---|---|
| | Total Amount transferred to Unspent CSR Account as per section 135(6). | | Amount transferred to any fund specified under Schedule VII as per second proviso to section 135(5). | | |
| | Amount | Date of Transfer | Name of the Fund | Amount | Date of Transfer |

**(d) Details of CSR amount spent against ongoing projects for the financial year:** NIL

| 1 | 2 | 3 | 4 | 5 | | 6 | 7 | 8 | |
|---|---|---|---|---|---|---|---|---|---|
| Sl. No. | Name of the project | Item from the list of activities in Schedule VII to the Act. | Local area (Yes/ No). | Location of the project. | | Amount spent for the project (in ₹). | Mode of Implementation - Direct (Yes/No). | Mode of Implementation - Through Implementing Agency | |
| | | | | State | District | | | Name | CSR Registration number. |

**e) Amount spent in Administrative Overheads :** NIL

**(f) Amount spent on Impact Assessment, if applicable :** NIL

**(g) Total amount spent for the Financial Year, (8b+8c+8d+8e):** ₹ 40,06,527.00

**(h) Excess amount of set-off, if any:**

| Sl. | Particulars | Amount in (₹) |
|---|---|---|
| i | F.Y. 2025-26 | 2,21,789 |

**9. (a) Details of Unspent CSR amount for the preceding three financial years:** NIL

| Sl. No. | Preceding Financial Year. | Amount transferred to Unspent CSR Account under section 135 (6) (in ₹) | Amount spent in the reporting Financial Year (in ₹). | Amount transferred to any fund specified under Schedule VII as per section 135(6), if any. | | | Amount remaining to be spent in succeeding financial years. (in ₹) |
|---|---|---|---|---|---|---|---|
| | | | | Name of the Fund | Amount (in ₹). | Date of transfer. | |
| 1 | | | | | | | |

**9. (b) Details of CSR amount spent in the financial year for ongoing projects of the preceding financial year(s):** NIL

| 1 | 2 | 3 | 4 | 5 | 6 | 7 | 8 | 9 |
|---|---|---|---|---|---|---|---|---|
| **Sl. No.** | **Project ID.** | **Name of The Project.** | **Financial Year in which the project was commenced.** | **Project duration.** | **Total amount allocated for the project (in ₹).** | **Amount spent on the project in the reporting Financial Year (in ₹).** | **Cumulative amount spent at the end of reporting Financial Year. (in ₹)** | **Status of the project - Completed /Ongoing.** |
| 1 | | | | | | | | |
| 2 | | | | | | | | |

**10. In case of creation or acquisition of capital asset, furnish the details relating to the asset so created or acquired through CSR spent in the financial year**
**(Asset-wise details)**

a) Date of creation or acquisition of the capital asset(s). N.A.

b) (Amount of CSR spent for creation or acquisition of capital asset. N.A.

c) Details of the entity or public authority or beneficiary under whose name such capital asset is registered, their address etc. N.A.

d) Provide details of the capital asset(s) created or acquired (including complete address and location of the capital N.A.

**11. Specify the reason(s), if the company has failed to spend** two per cent of the average net profit as per section 135(5). **N.A.**

**(Krishna Dutt Misra)**
Chief Financial Officer

**(Mukhtarul Amin)**
Chairman and Managing Director

**(Mukhtarul Amin)**
Chairman of CSR Committee

ANNEXURE-II

# DETAILS PARTAINING TO EMPLOYEES AS REQUIRED UNDER SECTION 197 (12) OF THE COMPANIES ACT, 2013

**A. Details of Remuneration as required under Section 197(12) of the Companies Act, 2013 read with rule 5 (1) of the Companies (Appointment and Remuneration of Managerial Personnel) Rules, 2014:**

1. The percentage increase in remuneration of each Director, Chief Financial Officer and Company Secretary during the financial year 2025-26, ratio of the remuneration of each Director to the median remuneration of the employees are as under: -

| Sr. No. | Name of Director/ KMPAnd Designation | Director Identification No. (DIN) | Remuneration of Director/ KMP for the Financial year 2025-26 (₹ In lacs) | % increase/ decrease in Remuneration In the Financial Year 2025-26 | Ratio of remuneration of each Director/to median remuneration of employees |
|---|---|---|---|---|---|
| 1 | Mr. Mukhtarul Amin | 00012108 | 13445061.00 | 0.02 | 69.01 |
| 2 | Mr. Zafarul Amin | 00015533 | 6724866.00 | -0.10 | 34.52 |
| 3 | Mr. Mohd. Shadab | 00098221 | 5891509.00 | 50.25 | 30.24 |
| 4 | Mr. Krishna Dutt Misra | N.A | 1520914.00 | -10.94 | N.A |
| 5 | Mr. R.K Agrawal | N.A. | 1487573.00 | 4.71 | N.A. |

2. The % increase of remuneration is provided only for those directors and KMP who have drawn remuneration from the Company for full fiscal 2026 and full fiscal 2025. The ratio of remuneration to Median Remuneration of Employees is provided only for those directors and KMP who have drawn remuneration from the Company for the full fiscal 2026.

3. No remuneration paid to non-executive directors including independent directors, except sitting fee, hence details of the non-executive directors not included in the above details.

4. The financial year , there was an increase of 10.81% in the median remuneration of employees.

5. There were 1335 permanent employees on the rolls of Company as on March 31, 2026.

6. Average percentage increase made in the salaries of employees other than the managerial personnel in the financial year i.e. 2025-26 was 14.38% whereas the increase in the managerial remuneration for the same financial year was 7.38% .

7. The key parameters for the variable component of remuneration availed by the directors are considered by the Board of Directors based on the recommendations of the Nomination and Remuneration Committee as per the Remuneration Policy for Directors, Key Managerial Personnel and other Employees.

8. The ratio of the remuneration of the highest paid director to that of the employees who are not directors but receive remuneration in excess of the highest paid director during the year–Not Applicable.

**B. STATEMENT OF PARTICULARS OF EMPLOYEES PURSUANT TO PROVISIONS OF SECTION 197 (12) OF THE COMPANIES ACT 2013 READ WITH RULES 5(2) AND 5 (3) OF THE COMPANIES (APPOINTMENT AND REMUNERATION OF MANAGERIAL PERSONNEL) RULES, 2014**

1 Top ten employees, in terms of remuneration drawn:-

| Name | Designation | Age | Qualifications | Date of Commencement of employment | Experience (year) | Gross Remuneration (in lacs) | Previous Employment |
|---|---|---|---|---|---|---|---|
| Mr. Mukhtarul Amin | Chairman & Managing Director | 74 | B.Sc. | 02.09.1984 | 53 | 134.45 | N. A. |
| Mr. Zafarul Amin | Jt. Managing Director | 43 | Leather Technologist | 30.01.2002 | 24 | 67.25 | N. A. |

| Name | Designation | Age | Qualifications | Date of Commencement of employment | Experience (year) | Gross Remuneration (in lacs) | Previous Employment |
|---|---|---|---|---|---|---|---|
| Mr. Mohd. Shadab | Dy. Managing Director | 49 | Footwear Technologist | 22.08.1998 | 28 | 58.91 | N. A. |
| Mr. Mohd. Iqbal Hussain | Vice President-Domestic Marketing | 50 | MSW, LL.B. | 01.07.2016 | 28.5 | 22.69 | Bata India Ltd |
| Mr. Krishan Dutt Misra | Chief Financial Officer | 69 | B.Sc., LL.B. | 01.01.1998 | 39 | 15.21 | Himalaya Magnasite Ltd |
| Mr. Haider Jamal | Sr. Manager (Marketing) | 44 | MBA (Marketing) | 13.01.2016 | 15 | 15.04 | Mayfair Global Industries |
| Mr. R.K. Agrawal | Company Secretary | 67 | F.C.S. | 07.06.2007 | 40 | 14.87 | Hero Motors Ltd. |
| Mr. Yash Pal Melhotra | Director-Operation | 67 | B.Tech | 01.10.2009 | 17 | 14.82 | Trade Store |
| Mr. Himanshu Sharma | AGM Marketing | 41 | MBA Marketing FCA | 08.02.2016 | 10 | 14.28 | Bata India Ltd. |
| Mr. Mohd. Faiz | Director - Operation | 44 | C.A. | 14.11.2007 | 19 | 12.93 | N.A |

2. Employed throughout the financial year 2025-26 and in receipt of remuneration in the aggregate, not less than one crore and two lacs rupees :-

| Name | Designation | Age | Qualifications | Date of Commencement of employment | Experience (year) | Gross Remuneration | Previous Employment |
|---|---|---|---|---|---|---|---|
| Mr. Mukhtarul Amin | Chairman & Managing Director | 74 | B.Sc. | 02.09.1984 | 53 | 13445061.00 | N. A. |

**Notes:-**

1. All appointments are contractual and terminable by notice on either side.

2. Mr. Mukhtarul Amin, Mrs. Shahina Mukhtar, Mr. Zafarul Amin, Mr. Mohammed Shadab and Mr. Yusuf Amin directors of the company are relatives of each other.

3. No employee was employed for a part of the financial year who was in receipt of remuneration of ₹ 8.50 lacs or more per month.

4. It is hereby affirmed that the remuneration paid is as per the Remuneration Policy for Directors, Key Managerial Personnel and other Employees.

**ANNEXURE-III**

# SECRETARIAL AUDIT REPORT FOR THE FINANCIAL YEAR ENDED 31ST March,2026

[Pursuant to Section 204(1) of the Companies Act, 2013 and rule No.9 of the Companies(Appointment and Remuneration of Managerial Personnel) Rules, 2014]

To,
The Members,
Superhouse Ltd.
150 Feet Road
Jajmau
Kanpur 208010.

I have conducted the secretarial audit of the compliance of applicable statutory provisions and the adherence to good corporate practices by Superhouse Limited (hereinafter called the company). Secretarial Audit was conducted in a manner that provided me a reasonable basis for evaluating the corporate conducts/statutory compliances and expressing my opinion thereon.

Based on my verification of the Company's books, papers, minute books, forms and returns filed and other records maintained by the Company and also the information provided by the Company, its officers, agents and authorized representatives during the conduct of secretarial audit, the explanations and clarifications given to me and the representations made by the Management, I hereby report that in my opinion, the company has, during the audit period covering the financial year ended on 31st March, 2026 complied with the statutory provisions listed hereunder and also that the Company has proper Board-processes and compliance- mechanism in place to the extent, in the manner and subject to the reporting made hereinafter:

I have relied upon the accuracy of the documents and information as shared by the Company with me through appropriate Information Technology tools to assist us in completing the secretarial audit work.

I have examined the books, papers, minute books, forms and returns filed and other records maintained by Superhouse Ltd. for the financial year ended on 31st March, 2026 according to the provisions of:

(1) The Companies Act, 2013 (the Act) and the rules made there under;

(2) The Securities Contracts (Regulation) Act, 1956 ('SCRA') and the rules made there under;

(3) The Depositories Act, 1996 and the Regulations and Bye-laws framed there under;

(4) Foreign Exchange Management Act, 1999 and the rules and regulations made there under.

(5) The following Regulations and Guidelines prescribed under the Securities and Exchange Board of India Act, 1992 ('SEBI Act')

a) The Securities and Exchange Board of India (Substantial Acquisition of Shares and Takeovers) Regulations, 2011;

(b) The Securities and Exchange Board of India (Prohibition of Insider Trading) Regulations, 2015;

(c) The Securities and Exchange Board of India (Issue of Capital and Disclosure Requirements) Regulations, 2018; (Not applicable during the Audit Period).

(d) The Securities and Exchange Board of India (Employee Stock Option Scheme and Employee Stock Purchase Scheme) Guidelines,2014.(Not applicable during the Audit Period).

(e) The Securities and Exchange Board of India (Issue and Listing of Debt Securities) Regulations, 2008; (Not applicable during the Audit Period).

(f) The Securities and Exchange Board of India (Registrars to an Issue and Share Transfer Agents) Regulations, 1993 regarding the Companies Act and dealing with clients;

(g) The Securities and Exchange Board of India (Delisting of Equity Shares) Regulations, 2009; (Not applicable during the Audit Period);

(h) The Securities and Exchange Board of India (Buyback of Securities) Regulations, 1998; (Not applicable during the Audit Period);

(6) I further report that reliance has been placed on the management representation by the Company for compliances under other applicable Acts, Laws, and Regulations, there is no specific Law applicable to the Company.

I have also examined compliance with the applicable clauses of the following:

(i) Secretarial Standards issued by The Institute of Company Secretaries of India.

(ii) The Listing Agreement (LODR) entered into by the Company with the Bombay Stock Exchange Limited and National Stock Exchange Ltd. Fine imposed & paid during the year for non-compliances of Regulation 33 and 34 of LODR; Further, fine waived during the year on representation made by the company to BSE/NSE regarding non-compliance of regulation 17,18,19(1)&20(2) of LODR during F.Y. 31.03.2025 which fine was paid, as reported last year.

During the period under review the Company has complied with the provisions of the Act, Rules, Regulations, Guidelines, Standards, etc. mentioned above.

I have relied on the information and representation made by the Company and its Officers for systems and mechanism formed by the Company for compliances under other applicable Acts, Laws, and Regulations to the Company

I further report that the Board of Directors of the Company is duly constituted with proper balance of Executive Director, Non-Executive Director and Independent Directors. The changes in the composition of the Board of Directors that took place during the period under review were carried out in compliance with the provisions of the Act.

Adequate notice is given to all directors to schedule the Board Meetings, agenda and detailed notes on agenda were sent at least seven days in advance, and a system exists for seeking and obtaining further information and clarifications on the agenda items before the meeting and for meaningful participation at the meeting. All decisions at Board Meetings and Committee Meetings are carried out unanimously as recorded in the minutes of the meetings of the Board of Directors or Committee(s) of the Board, as the case may be.

I further report that there are adequate systems and processes in the company commensurate with the size and operations of the company to monitor and ensure compliance with applicable laws, rules, regulations and guidelines.

I further report that during the audit period, there were no other events having a major bearing on the Company's affairs in pursuance to the above laws, rules, regulations, guidelines etc. during the period under review except impairment of investment in two wholly owned foreign subsidiary and dissolution of one wholly owned foreign subsidiary.

Signature
Banthia And Company

**(G.K. Banthia Prop.)**
Practicing Company Secretary
ACS No.:4933; C P No.:1405

Place: Kanpur
Date :19.06.2026
UDIN : **A004933H000656573**
Peer Reviewed Certificate:**1822/2022**

This report is to be read with our letter of even date which is annexed as Annexure A and forms an integral part of this report.

**Annexure A**

To,
The Members
Superhouse Ltd.
150 Feet Road
Jajmau
Kanpur 208010.

Our report of even date is to be read along with this letter.

1. It is the responsibility of the management of the company to maintain secretarial record, devise proper systems to ensure compliance with the provisions of all the applicable laws and to ensure that the systems are adequate and operate effectively.

2. Our responsibility is to express an opinion on these secretarial records based on our audit.

3 We have followed the audit practices and processes as were appropriate to obtain reasonable assurance about the correctness of the contents of the Secretarial records. The verification was done on test basis to ensure that correct facts are reflected in secretarial records. We believe that the processes and practices, we followed provide a reasonable basis for our opinion.

4. We have not verified the correctness and appropriateness of finance records and Books of Accounts of the company.

5. Where ever required, we have obtained the Management representation about the compliance of laws, rules and regulations and happening of events etc. which relates to the period ending March Thirty First Two Thousand Twenty-Six (31.03.26).

**Disclaimer:**

6. The Secretarial Audit report is neither an assurance as to the future viability of the company nor of the efficacy or effectiveness with which the management has conducted the affairs of the company.

Signature
Banthia And Company

**(G.K. Banthia Prop.)**
Membership ACS4933; C.P. No. 1405

Place: Kanpur
Date :19.06.2026
UDIN : **A004933H000656573**
**Peer Reviewed Certificate:1822/2022**

# CORPORATE GOVERNANCE REPORT

## 1. Company's Philosophy on Corporate Governance:-

Superhouse Limited has, since its inception, been committed to maintaining the highest standards of corporate governance, transparency, integrity and accountability in all its operations and dealings with stakeholders. The Company believes that sound corporate governance practices are essential for sustainable growth, enhancement of shareholder value and protection of stakeholders' interests.

The Company's governance framework is founded on ethical business conduct, effective oversight, transparency in disclosures, accountability in decision-making and compliance with applicable laws and regulations. Good governance provides an appropriate framework for the Board of Directors and the Management to pursue the Company's objectives while safeguarding the interests of shareholders and other stakeholders.

The Company is committed to complying with the Corporate Governance requirements prescribed under the Securities and Exchange Board of India (Listing Obligations and Disclosure Requirements) Regulations, 2015 ("SEBI Listing Regulations"), as amended from time to time.

## 2. Board of Directors:-

### i. Composition and Category

The Board of Directors provides strategic direction and oversight to the Company's management and functions as the principal decision-making body. The Board comprises professionals with diverse experience and expertise in business management, finance, taxation, governance, administration, international business and industry operations, enabling balanced and informed decision-making.

As on 31st March, 2026, the Board of Directors comprised ten Directors consisting of one Chairman and Managing Director, one Joint Managing Director, one Deputy Managing Director, two Non-Executive Non-Independent Directors, including one Woman Director and five Independent Directors.

The composition of the Board is in conformity with the requirements of the Companies Act, 2013 and the SEBI Listing Regulations.

The Board of Directors had reconstituted its Committees, namely the Audit Committee, Nomination and Remuneration Committee, Stakeholders' Relationship Committee, Corporate Social Responsibility Committee and Risk Management Committee, on 11th July, 2025.

Mr. Zafarul Amin (DIN: 00015533) and Mr. Yusuf Amin (DIN: 06863918), Directors of the Company, retire by rotation at the ensuing Annual General Meeting and, being eligible, have offered themselves for re-appointment. Upon re-appointment, they shall continue to hold office liable to retire by rotation in accordance with the provisions of the Companies Act, 2013.

Mr. Ajai Kumar Sengar (DIN: 07238070), Independent Director of the Company, ceased to hold office with effect from 22nd September, 2025 upon completion of his second consecutive term and aggregate tenure of ten years as an Independent Director, in accordance with the provisions of the Companies Act, 2013 and the SEBI (Listing Obligations and Disclosure Requirements) Regulations, 2015.

### ii. Selection of Independent Directors:-

The Nomination and Remuneration Committee identifies and evaluates individuals possessing the requisite integrity, qualifications, expertise, experience and independence for appointment as Independent Directors. The Committee considers, inter alia, the individual's professional standing, knowledge, skill sets, positive attributes, diversity requirements and the number of directorships and committee memberships held in other companies, in accordance with the Company's Policy on Appointment of Directors and Criteria for Determining Independence.

Based on the recommendations of the Nomination and Remuneration Committee, the Board considers and approves the appointment or re-appointment of Independent Directors.

All Independent Directors have furnished declarations confirming that they meet the criteria of independence prescribed under the Companies Act, 2013 and the SEBI Listing Regulations. The Board is of the opinion that all Independent Directors possess integrity, relevant expertise and experience and fulfil the conditions of independence specified under the applicable laws and are independent of the management.

The terms and conditions of appointment of Independent Directors are available on the Company's website at:

http://superhouse.in/pdf/Terms-and-Conditions-New.pdf

The profile of Directors is available on the Company's website at:

https://superhouse.in/pdf/Brief Profile of Directors including directorships and full time position in body corporates.pdf

**iii. Meeting of Independent Directors:-**

The company's Independent Directors meet at least twice in every financial year without the presence of Executive Directors or management personnel. Such meetings are conducted informally to enable Independent Directors to discuss matters pertaining to the company's affairs and to present their views to the Chairman and Managing Director. Two meetings of Independent Directors were held during the year.

**iv. Familiarization programmes for Board Members:-**

Board members are provided with the necessary documents/ brochures, reports and internal policies to enable them to familiarize themselves with the Company's procedures and practices. Periodic presentations are made at the Board and Board Committee meetings on business and performance updates of the company, global business environment, business strategy and risks involved. Detailed presentations on the company's business segments were made at a separate meeting of the Independent Directors held during the year. Site visits to various plant locations are organized for the Directors to enable them to understand the operations of the company. The details of such familiarization programmes for Independent Directors are posted on the website of the company and can be accessed at https://superhouse.in/pdf/Familiarization Programmes for Independent Directors.pdf.

**v. Succession Planning:-**

The board of directors and Nomination and Remuneration Committee work along with the Human Resources team of the company for orderly succession plan for the appointment to the board and at senior management levels.

**vi. Meetings:-**

During the year, six Board Meetings were held. The dates of the meetings were as follows:- 30th May, 2025, 11th July, 2025, 14th August, 2025, 14th November, 2025, 28th January, 2026 and 14th February, 2026.

**vii. Composition of the Board of Directors:-**

The composition of the Board of Directors as on 31st March, 2026, attendance of each Director at the Board of Directors' meeting and at the last Annual General Meeting and number of other directorship/memberships of committees of each Director are as follows:-

| Name of Directors | Categories | No. of Board Meeting attended | Atten-dance at last AGM | No. of other Director-ship | Committee Memberships | |
|---|---|---|---|---|---|---|
| | | | | | Members | Chairman |
| Mr. Mukhtarul Amin | Chairman and Managing Director | 2 | Yes | 11 | 0 | 2 |
| Mr. Zafarul Amin | Joint Managing Director | 5 | Yes | 8 | 0 | 0 |
| Mrs. Shahina Mukhtar | Director, Non-Independent | 1 | No | 2 | 0 | 0 |
| Mr. Mohd. Shadab | Deputy Managing Director | 4 | Yes | 2 | 0 | 0 |
| Mr. Yusuf Amin | Director, Non-Independent | 3 | Yes | 5 | 0 | 0 |
| Mr. Vinay Sanan | Director -Independent | 5 | Yes | 1 | 5 | 0 |
| Mr. Rajendra Krishna Shukla | Director, Independent | 6 | Yes | 1 | 2 | 3 |
| Mr. Krishna Kumar Ram Tiwari | Director-Independent | 3 | No | 2 | 0 | 0 |
| Dr. Harmeet Singh | Director, Independent | 4 | No | 0 | 3 | 0 |
| Mr. Girish Chandra Srivastava | Director-Independent | 2 | No | 1 | 0 | 0 |
| Mr. Ajai Kumar Sengar | Director, Independent | 1 | No | 0 | 0 | 0 |

**Notes:-**

i. Number of other directorship do not include directorship in foreign companies.

ii. Mr. Mukhtarul Amin, Chairman and Managing Director, Mr. Zafarul Amin, Joint Managing Director, Mr. Mohammad Shadab, Deputy Managing Director, Mrs. Shahina Mukhtar and Mr. Yusuf Amin, Directors are related to each other. None of the other directors are related to any other director on the board

iii. Mr. Rajendra Krishna Shukla is a director in one other listed company. No other director of the company is director of any other Listed Companies.

iv. Mr. Ajai Kumar Sengar (DIN: 07238070), Independent Director of the Company, ceased to hold office with effect from 22nd September, 2025 upon completion of his second consecutive term and aggregate tenure of ten years as an Independent Director.

**viii. Number of shares held by non-executive directors are as under :-**

| | | | |
|---|---|---|---|
| i | Mrs. Shahina Mukhtar, Non Executive Non Independent Director | - | 505560 equity shares of ₹.10/- each |
| ii | Mr. Yusuf Amin, Non Executive Non Independent Director | - | 132350 equity shares of ₹.10/- each |
| iii | Mr. Vinay Sanan, Independent Director | - | 82 Equity Share of ₹ 10 each |

The Company has not issued any convertible instruments.

**ix. The Board periodically reviews the compliance reports of all laws applicable to the Company.**

**x. Board Skills, Expertise and Competency Matrix:-**

The Board has identified the following core skills, expertise and competencies as essential for the effective functioning of the Company. The key skills/expertise/competencies identified by the Board include:

| Skill / Expertise | Description |
|---|---|
| Industry Knowledge | Understanding of leather, footwear, apparel, safety products and allied manufacturing industries. |
| Global Business & Export Marketing | Experience in international trade, export markets, customer relationships and global business environment. |
| Strategy & Leadership | Strategic planning, business growth, organizational leadership and decision-making. |
| Finance & Accounting | Financial management, accounting, audit, capital allocation and financial reporting. |
| Taxation & Regulatory Affairs | Taxation, regulatory compliance and interaction with regulatory authorities. |
| Legal & Governance | Corporate governance, legal framework, compliance and stakeholder management. |
| Risk Management | Enterprise risk management, internal controls and business continuity planning. |
| Human Resources & Administration | Human capital management, organizational development and administration. |
| Public Policy & Government Affairs | Understanding of government policies, public administration and institutional framework. |

The matrix below sets out the key areas of expertise available with the Directors as on 31st March, 2026. The matrix is intended to provide a broad indication of the collective strengths of the Board and does not seek to assess the proficiency level of individual Directors.

| Skills / Expertise / Competencies | Mukhtarul Amin | Zafarul Amin | Mohd. Shadab | Shahina Mukhtar | Yusuf Amin | Vinay Sanan | Rajendra Krishna Shukla | Dr. Harmeet Singh | Girish Chandra Srivastava | Krishna Kumar Ram Tiwari |
|---|---|---|---|---|---|---|---|---|---|---|
| Footwear, Apparel & Related Businesses | ✓ | ✓ | ✓ | ✓ | ✓ | ✓ | | | | |
| Business Management & Operations | ✓ | ✓ | ✓ | ✓ | ✓ | ✓ | | | | |
| Strategy & Corporate Planning | ✓ | ✓ | ✓ | | ✓ | ✓ | ✓ | ✓ | ✓ | ✓ |
| Global Business & Export Marketing | ✓ | ✓ | ✓ | | ✓ | ✓ | | | | |
| Finance, Accounting & Cost Management | ✓ | | | | | | ✓ | ✓ | ✓ | ✓ |
| Taxation & Regulatory Affairs | | | | | | | ✓ | ✓ | ✓ | ✓ |
| Corporate Governance & Compliance | ✓ | ✓ | ✓ | | ✓ | ✓ | ✓ | ✓ | ✓ | ✓ |
| Risk Management & Internal Controls | ✓ | ✓ | ✓ | | ✓ | ✓ | ✓ | ✓ | ✓ | ✓ |
| Legal & Regulatory Matters | | | | | | | ✓ | ✓ | ✓ | ✓ |
| Public Policy & Government Administration | | | | | | | | ✓ | ✓ | ✓ |
| Human Resource & Leadership Development | ✓ | ✓ | ✓ | ✓ | ✓ | ✓ | | ✓ | | |
| Sustainability, ESG & Stakeholder Relations | ✓ | ✓ | ✓ | | ✓ | ✓ | ✓ | | | |

## 3. Audit Committee:-

**a. Composition of the Committee as on 31st March, 2026:**

| Name | Category | Designation | No. of meeting attended | Reason for cessation |
|---|---|---|---|---|
| Mr. Rajendra Krishna Shukla | Non Executive-Independent | Chairman | 5 | N.A. |
| Mr. Vinay Sanan | Non Executive-Independent | Member | 3 | N.A. |
| Dr. Harmeet Singh | Non Executive-Independent | Member | 2 | N.A. |
| Mr Ajay Kumar Sengar | Non Executive-Independent | Chairman up to 10/07/2025 | 2 | Ceased to be a Director upon completion of tenure |
| Mr. Chaudhary Usman Ahmad | Non Executive-Independent | Member | No | Ceased due to death |

**Note:**

The Audit Committee was reconstituted by the Board of Directors on 11th July, 2025. The composition of the Audit Committee is in compliance with Section 177 of the Companies Act, 2013 and Regulation 18 of the SEBI Listing Regulations.

The Chairman of the Audit Committee was present at the Annual General Meeting of the Company held on 30th September, 2025.

**b. Meetings Details:**

During the year, five meetings were held one of which were held before finalization of accounts. The said meetings were held on 30th May, 2025, 11th July, 2025, 14th August, 2025, 14th November, 2025 and 14th February, 2026.

**c. Brief description of terms of reference:**

**Powers of the Audit Committee**

- To investigate any activity within its terms of reference
- To seek information from any employee
- To obtain outside legal or other professional advice
- To secure attendance of outsiders with relevant expertise, if it considers necessary.

**Role of the Audit Committee inter alia, includes the following:**

Oversight of the Company's financial reporting process and the disclosure of its financial information to ensure that the financial statement is correct, sufficient and credible.

Recommending to the Board, the appointment, re-appointment and, if required, the replacement or removal of statutory auditors, including cost auditors, and the fixation of audit fees and other terms of appointment.

Approving payment to statutory auditors, including cost auditors for any other services rendered by them.

Reviewing with the management, annual financial statements and auditor's report thereon before submission to the Board for approval, with particular reference to:

- Matters required to be included in the Directors' Responsibility Statement are included in the Directors' Report.
- Changes, if any, in accounting policies, practices and reasons for the same.
- Major accounting entries involving estimates based on the exercise of judgment by the management.
- Significant adjustments were made in financial statements arising out of audit findings.
- Compliance with listing and other legal requirements relating to financial statements.
- Disclosure of related party transactions.
- Modified Opinion (s) in draft audit report.

Reviewing with the management, the quarterly financial statements before submission to the Board for approval.

Reviewing with the management, the statement of uses / application of funds.

Reviewing and monitoring the auditors' independence, performance, and effectiveness of the audit process.

Approval or any subsequent modification of transactions of the Company with related parties.

Scrutiny of inter corporate loans and investments.

Valuation of undertakings or assets of the Company, wherever it is necessary.

Evaluation of internal financial controls and risk management systems.

Reviewing with the management, the performance of statutory auditors, including cost auditors and internal auditors, adequacy of internal control systems.

Reviewing the adequacy of internal audit function, if any, including the structure of the internal audit department, staffing and seniority of the official heading the department reporting structure, coverage and frequency of internal audit.

Discussion with internal auditors, any significant findings and follow up there on.

Reviewing the findings of any internal investigations by the internal auditors into matters where there is suspected fraud or irregularity or a failure of internal control systems of a material nature, and reporting the matter to the Board.

Discussion with statutory auditors, before the audit commences, about the nature and scope of audit as well as post audit discussion to ascertain any area of concern.

To review the functioning of the Whistle Blower mechanism.

Approval of appointment of the CFO (i.e. the whole-time/Finance Director or any other person heading the finance function or discharging that function) after assessing qualifications, experience and background of the candidate.

To look into reasons for substantial defaults, if any, to shareholders and creditors.

Reviewing the utilization of loans and/or advances from/ investment by the holding company in the subsidiary companies exceeding 10% of the asset size of the subsidiary including existing loan/advances/investments.

The Company's Board of Directors and/or other Committees of Directors may specifically refer carrying out such other functions as to the Committee.

Reviewing financial statements, in particular the investments made by the Company's unlisted subsidiaries.

**Reviewing the following information:-**

- The Management Discussion and Analysis of financial condition and results of operations;
- Statement of significant related party transactions (as defined by the Audit Committee), submitted by management;
- Management letter/letters of internal control weaknesses issued by the statutory auditors;
- Internal audit reports relating to internal control weaknesses; and
- The appointment, removal and terms of remuneration of internal auditors / chief internal auditor.

To call for comments of the auditors about internal control systems, the scope of the audit, including the observations of the auditors and review of financial statement before their submission to the Board and to discuss any related issues with the internal and statutory auditors and the management of the Company.

## 4. Nomination and Remuneration Committee.

**a. Composition of the Committee as on 31st March, 2026:**

The company had formed a Nomination and Remuneration Committee and this Committee consists of Mr. Rajendra Krishna Shukla, Mr. Vinay Sanan and Dr. Harmeet Singh. The constitution of the Nomination and Remuneration Committee and attendance of each member of the Committee as on 31st March, 2026 is given below:-

| Name | Category | Designation | No. of meeting attended | Reason for cessation |
|---|---|---|---|---|
| Mr. Rajendra Krishna Shukla | Non-Executive-Independent | Chairman | 3 | N.A. |
| Mr. Vinay Sanan | Non Executive-Independent | Member | 2 | N.A. |
| Dr. Harmeet Singh | Non Executive-Independent | Member | 0 | N.A. |
| Mr. Ajai Kumar Sengar | Non Executive-Independent | Member up to 10/07/2025 | 1 | Ceased to be a Director upon completion of tenure |
| Mr. Chaudhary Usman Ahmad | Non Executive-Independent | Chairman | No | Ceased due to death |

**b.** During the year, three meetings were held. The said meetings were held on 11th July, 2025, 14th August, 2025 and 14th November, 2025.

**c. The Terms of Reference of the Committee, inter alia, include the following:**

- To identify persons who are qualified to become Directors and who may be appointed in senior management in accordance with the criteria laid down and to recommend to the Board their appointment and/or removal.
- To carry out evaluation of every Director's performance.
- To formulate the criteria for determining qualifications, positive attributes and Independence of a Director, and recommend to the Board a policy, relating to the remuneration for the Directors, key managerial personnel and other employees.

- To formulate the criteria for evaluation of Independent Directors and the Board.
- To devise a policy on Board diversity.
- To recommend/review remuneration of the Managing Director(s) and Whole-time Director(s) and other senior management based on their performance and defined assessment criteria.
- To administer, monitor and formulate detailed terms and conditions of the Employees' Stock Option Scheme, if any.
- To carry out any other function as is mandated by the Board from time to time and / or enforced by any statutory notification, amendment or modification, as may be applicable.
- To perform such other functions as may be necessary or appropriate for the performance of its duties.

**d. Performance evaluation criteria for independent director:-**

The Nomination and Remuneration Committee has devised criteria for evaluation of the performance of the Directors, including Independent Directors. The said criteria provide certain parameters like attendance, acquaintance with business, communicating inter se Board members, effective participation, domain knowledge, compliance with code of conduct, vision and strategy, benchmarks established by global peers, etc., which is in compliance with applicable laws, regulations and guidelines.

## 5. Remuneration of Directors:

The remuneration policy presently followed by the company to fix the remuneration of Executive/Whole-Time Directors take into consideration the qualifications and functional experience of the individual, profitability of the company and prevailing remuneration package in the leather industry. The details of remuneration paid/payable to the Directors during the financial year 2025-2026 are as under :-

| Sl. No. | Name of Directors | Remuneration paid during the year 2025-26 | | | | | | | Notice Period | Total |
|---|---|---|---|---|---|---|---|---|---|---|
| | | Salary | P.F. | Perqui-sites | Bonus/ LTC/ Ex-gratia | Commis-sion on net profit | Sitting Fee | Allow-ances | | |
| | **Executive/Whole-time Directors** | | | | | | | | | |
| 1. | Mr. Mukhtarul Amin | 12000000 | 1440000 | 991 | 0 | 0 | 0 | 4070 | 0 | 13445061 |
| 2. | Mr. Zafarul Amin | 6000864 | 720108 | 3894 | 0 | 0 | 0 | 0 | 0 | 6724866 |
| 3. | Mr. Mohammad Shadab | 4009566 | 298152 | 1450133 | 0 | 0 | 0 | 133658 | 0 | 5891509 |
| | **Non-Executive Directors** | | | | | | | | | |
| 4. | Mrs. Shahina Mukhtar | 0 | 0 | 0 | 0 | 0 | 20000 | 0 | 0 | 20000 |
| 5. | Mr. Yusuf Amin | 0 | 0 | 0 | 0 | 0 | 60000 | 0 | 0 | 60000 |
| 6. | Mr. Vinay Sanan | 0 | 0 | 0 | 0 | 0 | 100000 | 0 | 0 | 100000 |
| 7. | Mr. Rajendra Krishna Shukla | 0 | 0 | 0 | 0 | 0 | 120000 | 0 | 0 | 120000 |
| 8. | Mr. Krishna Kumar Ram Tiwari | 0 | 0 | 0 | 0 | 0 | 60000 | 0 | 0 | 60000 |
| 9. | Dr. Harmeet Singh | 0 | 0 | 0 | 0 | 0 | 80000 | 0 | 0 | 80000 |
| 10. | Mr. Girish Chandra Srivastava | 0 | 0 | 0 | 0 | 0 | 40000 | 0 | 0 | 40000 |
| 11. | Mr. Ajai Kumar Sengar | 0 | 0 | 0 | 0 | 0 | 20000 | 0 | 0 | 20000 |

**Note:-.**

i. All the service contracts with the company may be terminated by either party by providing one month notice to the other party, as per service rules of the company. No severance fee is payable.

ii. No stock option given by the company during the financial year 2025-26.

iii. The criteria of making payments to non-executive directors may be accessed on the Company's website at link http://www.superhouse.in/pdf/Criteria-of-making-payments-to-Non-Executive-Directors.pdf

## 6. Stakeholders Relationship Committee :

During the year, Five meetings of Stakeholders Relationship Committee were held. The said meetings were held on 30th May, 2025, 11th July, 2025, 14th August, 2025, 14th November, 2025 and 14th February, 2026.

The details of composition of Stakeholders Relationship Committee/Investors Grievances Committee and attendance of each member of the Committee as on 31st March, 2026 is as under :-

**a. Composition of the Committee as on 31st March, 2026:**

| Sl. | Name | Category | Designation | No. of meeting attended | Reason for cessation |
|---|---|---|---|---|---|
| 1. | Mr. Rajendra Krishna Shukla | Non-Executive-Independent | Chairman | 5 | N.A. |
| 2. | Mr. Vinay Sanan | Non Executive-Independent | Member | 3 | N.A. |
| 3 | Dr. Harmeet Singh | Non Executive-Independent | Member | 0 | N.A. |
| 4. | Mr. Ajai Kumar Sengar | Non Executive-Independent | Member up to 10/07/2025 | 2 | Ceased to be a Director upon completion of tenure. |
| 5. | Mr. Chaudhary Usman Ahmad | Non Executive-Independent | Chairman | No | Ceased due to death |

The Stakeholders' Relationship Committee is primarily responsible to review all matters connected with the Company's transfer of securities and redressal of shareholders'/ investors' complaints. The Committee also monitors the implementation and compliance with the Company's Code of Conduct for prohibition of Insider Trading.

**b. The Terms of Reference of the Committee, inter alia, include the following:**

- Resolving the grievances of the security holders of the Company including complaints related to transmission of shares, non-receipt of annual report, non receipt of declared dividends, issue of new/duplicate certificates, general meetings etc..
- Review of measures taken for effective exercise of voting rights by shareholders.
- Review of adherence to the service standards adopted by the company in respect of various services being rendered by the Registrar & Share Transfer Agent.
- Review of the various measures and initiatives taken by the Company for reducing the quantum of unclaimed dividends and ensuring timely receipt of dividend warrants/annual reports/statutory notices by the shareholders of the company.
- Recommend methods to upgrade the standard of services to investors.
- Monitor implementation of the Company's Code of Conduct for Prohibition of Insider Trading.
- Carry out any other function as is referred by the Board from time to time or modification as may be applicable.

The Company has received 7 complaints from the shareholders during the year. The 7 complaints have been replied/redressed to the satisfaction of the shareholder. There is no pending complaint up to 31st March, 2026.

The Board had designated Mr. R. K. Agrawal, Secretary as Compliance Officer.

Mr. K.K. Srivastava was appointed as Deputy Nodal Officer by the company under the provisions of Investor Education and Protection Fund (IEPF). The contact details of the Compliance Officer and Deputy Nodal officer has been provided on the website of the Company at www.superhouse.in

## 7. General Body Meetings:

**a. Location, date and time of Annual General Meetings held during the preceding three years are as follows:-**

| Year | Date and Time | Location | Special Resolution |
|---|---|---|---|
| 2022-23 | 30th September, 2023 at 10.00 A.M. | 219/3 & 4' L' Block, Naveen Nagar, Kakadeo, Kanpur-208025 | No Special Resolutions were passed |
| 2023-24 | 30th September, 2024 at 10.00 A.M. | 219/3 & 4' L' Block, Naveen Nagar, Kakadeo, Kanpur-208025 | Four Special Resolutions were passed |
| 2024-25 | 30th September, 2025 at 10.00 A.M. | 219/3 & 4' L' Block, Naveen Nagar, Kakadeo, Kanpur-208025 | Six Special Resolutions were passed |

All the resolutions including special resolution set out in the respective notices were sent to the shareholders.

**b. Passing of resolution by Postal Ballot:-**

During the year under review, no resolution was passed by postal ballot. At the forthcoming Annual General Meeting, there is no item on the agenda that needs approval by Postal Ballot.

## 8. Means of Communication:-

**a. Quarterly, Half Yearly and Annual Results:-**

The quarterly and half yearly financial results of the company are forwarded to the Stock Exchanges immediately upon approval by the Board of Directors and are published in newspapers in English and Hindi (regional language).

Normally, the results are published in "Financial Express" and "Aaj" (English and Hindi). Financial results apart from the publication in newspapers are not sent individually to the shareholders. During the year under review, no presentation was made to the institutional investors or analysts, however official news releases are being placed on the website of the company. The financial results are displayed on the company's website www.superhouse.in.

**b. Annual Report and Annual General Meeting:-**

The Annual Reports are emailed to Members and others entitled to receive them. The Annual Report is also available on the Company's website at https://superhouse.in/invest-annua.asp?links=links111.

**c. Website:-**

In compliance with the SEBI Listing Regulations, a separate dedicated section under 'Investors' i.e. 'Disclosure under Regulation 46 of the SEBI Listing Regulations on the Company's website gives information on various announcements made by the Company such as comprehensive information about the Company, its business and operations, policies, stock exchange intimations and Advertisements on the company's website at https://superhouse.in.

**d. Dedicated Email ID for the Redressal of Queries and Complaints:-**

The Members are requested to send their queries/complaints at share@superhouse.in

**e. Reminder letters to Members:**

Pursuant to the provisions of the Act, the Company sends reminder letters to those Members whose unpaid/unclaimed dividends and shares are liable to be transferred to the IEPF.

## 9. General Shareholders Information :-

**Company Registration Details :-**

The Company is registered in the State of Uttar Pradesh. The Corporate Identity Number (CIN) allotted to the Company by the Ministry of Corporate Affairs (MCA) is L24231UP1980PLC004910.

| | | |
|---|---|---|
| **i** | **Date of Annual General Meeting, time and venue** | 30th September, 2026 at 10.00 A.M. at 219/3 & 4 'L' Block, Naveen Nagar, Kakadeo, Kanpur-208025 |
| **ii.** | **Financial Year** | 1st April, 2025 to 31st March, 2026 |
| **iii.** | **Financial Calendar** | |
| | Ist Quarterly Results | During second week of August, 2026 |
| | IInd Quarterly Results | During second week of November, 2026 |
| | IIIrd Quarterly Results | During second week of February, 2027 |
| | IVth Quarterly Results | During last week of May, 2027 |
| | Annual General Meeting | During last week of September, 2027 |
| **iv.** | **Record Date** | Tuesday the 15th September, 2026 |
| **v.** | **Dividend Payment Date** | Credit/dispatch of dividend warrants between 3rd October, 2026 and 6th October, 2026. |
| **vi.** | **Listing at Stock Exchanges** | BSE Limited, Mumbai and<br>The National Stock Exchange of India Ltd., Mumbai.<br>Annual Listing Fee up to Current Year has been paid to both the Stock Exchanges. |
| **vii.** | **a. Stock Code**<br>**b. Demat/ISIN for NSDL and CDSL** | 523283 at BSE<br>SUPERHOUSE at NSE<br>INE712B01010<br>Annual Custody fee upto Current year has been paid to both the Depositories |

**viii. Registrar and Share Transfer Agents :-**

The Company has appointed M/s Skyline Financial Services (P) Limited as Registrar and Share Transfer Agent of the company in respect of shares held in physical and demat form. The contact details of the Registrar is as under :-

M/s Skyline Financial Services (P) Limited,
D-153/A, First Floor, Okhla Industrial Area, Phase-I, New Delhi-110020
Phone: No. (011) 40450193-197
Email: grievances@skylinerta.com

**ix. Share Transfer System :-**The Company has made arrangements with M/s Skyline Financial Services (P) Limited, the common agency for share transfer and the depository services. M/s Skyline Financial Services (P) Limited processes the transfer/transmission of shares in every 10 days.

**x. a. Distribution of Shareholders:-** Distribution of shareholding as at 31st March, 2026 are as under :-

| Range (No. of shares) | No. of Members | %age | No. of Shares held (in ₹) | %age |
|---|---|---|---|---|
| Upto- 500 | 17646 | 96.22 | 15130010 | 13.72 |
| 501- 1000 | 362 | 1.97 | 2799540 | 2.54 |
| 1001-2000 | 154 | 0.84 | 2278630 | 2.07 |
| 2001-3000 | 55 | 0.30 | 1328350 | 1.20 |
| 3001-4000 | 29 | 0.16 | 1004370 | 0.92 |
| 4001-5000 | 16 | 0.09 | 754630 | 0.68 |
| 5001-10000 | 25 | 0.14 | 1717960 | 1.56 |
| 10001- above | 53 | 0.29 | 85236510 | 77.31 |
| **TOTAL** | **18340** | **100.00** | **110250000** | **100.00** |

**a. Shareholding Pattern as at 31st March, 2026 is as under :-**

| Category | | No. of shares held | Percentage of Shareholding |
|---|---|---|---|
| **A.** | **Promoter's holding (1+2)** | 6050874 | 54.88 |
| 1. | Promoters | | |
| | Indian Promoters | 6050874 | 54.88 |
| | Foreign Promoters | - | - |
| 2. | Persons acting in Concert | - | - |
| | **Sub –Total** | **6050874** | **54.88** |
| **B.** | **Non-Promoters Holding ( 3+4)** | 4974126 | 45.12 |
| 3. | Institutional Investors | | |
| a. | Mutual Funds and UTI | 0 | 0 |
| b. | Banks, Financial Institutions, Insurance Companies (Central/ State Govt. Institutions/ Non- Government Institutions) | 1050 | 0.01 |
| c. | FIIs | - | - |
| | **Sub-Total ( B-3)** | **1050** | **0.01** |
| 4. | Others | | |
| a. | Private Corporate Bodies | 76369 | 0.69 |
| b. | Indian Public | 4857365 | 44.06 |
| c. | NRI's/OCBs | 39342 | 0.36 |
| d. | Any Other (Please specify) | - | - |
| | **Sub-Total (B-4)** | **4973076** | **45.11** |
| | **GRAND TOTAL** | **11025000** | **100.00** |

**xi. a Dematerialization of Shares and Liquidity :-**

The shares of the company are covered under the category of compulsory delivery in dematerialized form by all categories of investors. The company has signed agreements with both the depositories i.e. National Securities Depository Limited and Central Depository Services Limited.

The status of physical /demat shares as on 31st March, 2026 is as under:-

| | | |
|---|---|---|
| Total No. of Equity Shares | : | 11025000 |
| Total No. of Shareholders/Beneficial Owners | : | 18340 |

| Mode | No. of Equity Shares | % of Equity Shares |
|---|---|---|
| Physical | 584414 | 5.30 |
| Demat | 10440586 | 94.70 |
| National Securities Depository Limited | 7329295 | 66.48 |
| And Central Depository Services Limited | 3111291 | 28.22 |
| **TOTAL** | **11025000** | **100%** |

**b. Liquidity:-** The Company's Equity Shares are regularly traded on the BSE Limited, Mumbai and the National Stock Exchange of India Limited, Mumbai in the compulsory Demat Segment.

**xii. Outstanding Instrument:-** There is no outstanding GDRs/ADRs/Warrants or any Convertible Instrument of the company.

**xiii. Commodity Price Risks/Foreign Exchange Risk and Hedging Activities:-**

The major raw material for the leather industry is raw hide/skins. Leather is a natural product and its prices and availability change from time to time. The company possess vast experience in sourcing raw materials for its tanneries and leather products divisions from India and outside, which help in keeping the prices and availability under control.

The substantial revenue of the company is being generated in foreign exchange. The adverse foreign exchange rates may affect the profitability of the company. Experienced professional of the company keep a close watch over movement of currency rates and maintain control through hedging activities.

**xiv. Plant Location:-**

| Sl. No | Name of Division | Location |
|---|---|---|
| 1. | Fashion Shoe Men's-Footwear Division | D-15, UPSIDC Industrial Area, Site-II, Unnao-209 801. |
| 2. | Fashion Shoe Ladies-Footwear Division | A-3, Export Promotion Industrial Park, Agra-282007. |
| 3. | Tannery Division | A-1, Site-II, Industrial Area,Unnao-209801. |
| 4. | Sole Division | B-16, UPSIDC Industrial Area, Site-II, Unnao-209 801. |
| 5. | Shoe Upper Division | 71-A, Jajmau, Kanpur-208010. |
| 6. | Safety Footwear Division | B-6, UPSIDC Industrial Area, Site-I, Unnao-209 801. |
| 7. | Belt Division | Banthar,Unnao-209801. |
| 8. | Readymade Garments-Active wear Division | C-10, 11, Sector-58, Noida-201303. |
| 9. | Readymade Garments-Work wear Division | E-23, 24 UPSIDC Industrial Area, Site-I, Unnao-209801 |
| 10. | Fabric Division | Banthar,Unnao-209801. |
| 11. | Personal Safety Division | E-53,54 and E-55 UPSIDC Industrial Area, Site-I, Unnao-209801. |
| 12. | Bags and Wallet Division | Plot No. 1655, Zone 9, Kolkata Leather Complex, Bantala, Kolkata-743502. |
| 13. | Chemical Division | B-16, UPSIDC Industrial Area, Site-II, Unnao-209 801. |
| 14. | Helmet Division | E-54 & 55, UPSIDC, Industrial Area, Site-I Unnao-209801, |
| 15. | E-Commerce Division | B-3, UPSIDC Industrial Area, Site-I, Unnao-209 801 |

| | | |
|---|---|---|
| **xv.** | **Address for Communication** | 150 FEET ROAD, JAJMAU,<br>KANPUR-208010<br>Phone No. 9956040004<br>Email: share@superhouse.in |

**xvi. Credit Rating:-** During the year under review, the ACUITE Rating Agency assigned the long term rating of 'ACUITE A-' (read as ACUITE A- minus) and re-affirmed short term rating of 'ACUITE A2+' on the bank borrowings of the company.

## 10. Constitution of Corporate Social Responsibility Committee:-

**a. Composition of the Committee as on 31st March, 2026:**

| Sr. No. | Name | Category | Designation | No. of Meetings Attended | Reason for cessation |
|---|---|---|---|---|---|
| 1. | Mr. Mukhtarul Amin | Chairman | Chairman | 2 | N.A. |
| 2. | Mr. Rajendra Krishna Shukla | Non-Executive-Independent | Member | 2 | N.A. |
| 3. | Mr. Vinay Sanan | Non-Executive-Independent | Member | 2 | N.A. |
| 3. | Mr. Ajai Kumar Sengar | Non-Executive-Independent | Member up to 10/07/2025 | 1 | Ceased to be a Director upon completion of tenure. |
| 4. | Mr. Chaudhary Usman Ahmad | Non Executive-Independent | Member | No | Ceased due to death |

The Committee's prime responsibility is to assist the Board in discharging its social responsibilities by way of formulating and monitoring implementation of the framework of 'Corporate Social Responsibility Policy', observe practices of Corporate Governance at all levels, and suggest remedial measures wherever necessary. The Board has also empowered the Committee to look into the matters related to sustainability and overall governance.

**b. The Terms of Reference of the Committee, inter alia, include the following:**

- To formulate and recommend to the Board, a Corporate Social Responsibility (CSR) Policy indicating activities to be undertaken by the Company in compliance with provisions of the Companies Act, 2013 and rules made there under.
- To recommend the amount of expenditure to be incurred on the CSR activities.
- To monitor the implementation of the framework of the CSR Policy.
- To approve the Corporate Sustainability Report and oversee the implementation of sustainability activities.
- To observe corporate governance practices at all levels and to suggest remedial measures wherever necessary.
- To ensure compliance with corporate governance norms prescribed under SEBI Listing Regulations with Stock Exchanges, the Companies Act and other statutes or any modification or re-enactment thereof.
- To advise the Board periodically with respect to significant developments in the law and practice of corporate governance, and to make recommendations to the Board for appropriate revisions to the Company's Corporate Governance Guidelines.
- To monitor the Company's compliance with Corporate Governance Guidelines and applicable laws and regulations, and make recommendations to the Board on all such matters and on any corrective action to be taken, as the Committee may deem appropriate.
- To review and assess the adequacy of the Company's Corporate Governance Manual, Code of Conduct for Directors and Management Personnel.
- To formulate / approve codes and / or policies for better governance.
- To provide correct inputs to the media so as to preserve and protect the Company's image and standing.
- To disseminate factually correct information to investors, institutions and the public at large.
- To establish oversight on important corporate communication on behalf of the Company with the assistance of consultants / advisors, if necessary.
- To ensure institution of standardized channels of internal communications across the Company to facilitate a high level of disciplined participation.
- To carry out any other function as is mandated by the Board from time to time and/or enforced by any statutory notification, amendment or modification as may be applicable or as may be necessary or appropriate for the performance of its duties.

**c. Meetings Details:**

Three meetings of the CSR Committee were held during the year. The meetings were held on 11th July, 2025, 14th November, 2025 and 14th February, 2026.

## 11. Risk Management Committee:

**a. Composition of the Committee as on 31st March, 2026:-**

| Sr. No. | Name | Category | Designation | No. of Meetings Attended | Reason for cessation |
|---|---|---|---|---|---|
| 1. | Mr. Mukhtarul Amin | Chairman | Chairman | 2 | N.A. |
| 2. | Mr. Rajendra Krishna Shukla | Non-Executive-Independent | Member | 1 | N.A. |
| 3. | Mr. Vinay Sanan | Non-Executive-Independent | Member | 1 | N.A. |
| 4. | Mr. Ajai Kumar Sengar | Non-Executive-Independent | Member up to 10/07/2025 | 1 | Ceased to be a Director upon completion of tenure |
| 5. | Mr. Chaudhary Usman Ahmad | Non Executive-Independent | Member | No | Ceased due to death |

**b. Meetings Details:**

Three meetings of the Risk Management Committee were held during the year. The meetings were held on 11th July, 2025 and 14th November, 2025.

**c. Brief description of terms of reference:**

The Risk Management Committee assists the Board of Directors in overseeing the Company's enterprise-wide risk management framework and, inter alia, performs the following functions:

1. To Identifies, evaluates and monitors strategic, operational, financial, regulatory, legal and business risks that may adversely affect the Company's operations, assets, profitability, reputation, sustainability or stakeholder interests.

2. To Periodically reviews risks relating to foreign exchange fluctuations and global market volatility, availability and pricing of raw materials, protection of assets and investments, legal and regulatory compliance, human resources, environmental, health and safety matters, business continuity and disaster recovery, goodwill and brand image, and risks associated with subsidiaries and overseas operations.

3. To Formulates, reviews, updates and monitors the Company's Risk Management Policy, framework, risk registers and risk mitigation plans and recommends necessary changes to the Board.

4. To Reviews and monitors risk minimization procedures and mitigation strategies and evaluates the adequacy and effectiveness of internal control systems established to manage identified risks.

5. To Reviews the alignment and effectiveness of risk management processes with internal financial controls, internal audit systems and other assurance mechanisms to ensure a coordinated approach to risk governance.

6. To Reviews and monitors cyber security and information security risks, including risks relating to cyber-attacks, ransomware, malware, phishing incidents, unauthorized access to information systems and digital infrastructure, data breaches, protection of stakeholder data, technology infrastructure resilience, third-party cyber risks and compliance with applicable data protection and information security requirements.

7. To Reviews the adequacy and effectiveness of cyber security governance frameworks, information security policies, incident response mechanisms, business continuity plans and disaster recovery arrangements and receives periodic updates from management regarding cyber security preparedness and emerging technology-related risks.

8. To Keeps the Board apprised of significant risk exposures, emerging risks, mitigation initiatives, material incidents and developments in the risk environment and makes appropriate recommendations to the Board from time to time.

The Committee is empowered to seek information from any employee, obtain professional advice from external experts and invite such executives or consultants as may be considered necessary for the effective discharge of its responsibilities.

The Company has established an integrated Enterprise Risk Management Framework designed to identify, assess, monitor and mitigate risks across the organization. The framework is supported by internal controls, periodic risk assessments, management reviews and internal audit processes. The Company continues to strengthen its cyber security and information security governance framework through periodic reviews, monitoring mechanisms and awareness initiatives.

The Committee functions in accordance with the requirements of Regulation 21 of the SEBI Listing Regulations and the Risk Management Policy approved by the Board.

## 12. Subsidiary Companies' Monitoring Framework :-

All subsidiary companies are Board managed with their Boards having the rights and obligations to manage such companies in the best interest of their stakeholders. The Company does not have any material unlisted subsidiary. The Company monitors performance of subsidiary companies, inter-alia, by the following means:

- Financial statements are reviewed quarterly by the board of the company.
- A statement containing all significant transactions and arrangements entered into by subsidiary companies is placed before the Company's Board.
- Presentations are made by the senior management of major subsidiaries on business performance to the Board of Directors of the Company.

The Company's Policy for determining Material Subsidiaries is published on the Company's website and can be accessed at http://superhouse.in/pdf/Policy-for-determining-Material-Subsidiary.pdf .

## 13. Disclosures:-

**i. Related Party Transactions:-**

All transactions entered into with the Related Parties as defined under the Companies Act, 2013 and SEBI Listing Regulations during the financial year were in the ordinary course of business and on arm's length basis and do not attract the provisions of Section 188 of the Companies Act, 2013. There were no materially significant transactions with related parties during the financial year. Related party transactions have been disclosed under the note 47 of notes forming part of the financial statements in accordance with "IND AS 24". A statement in summary

form of the transaction with related parties in the ordinary course of business and arm's length basis is periodically placed before the Audit committee for review and recommendation to the Board for their approval.

As required under SEBI Listing Regulations, the Company has formulated a policy on materiality of Related Party Transactions and dealing with Related Party Transactions. The Policy is available on the website of the company at http://superhouse.in/pdf/Policy-on-Materiality.pdf.

None of the transactions with related parties were in conflict with the interest of the company. All the transactions are in the normal course of business and have no potential conflict with the interest of the Company at large and are carried out on an arm's length basis on fair value.

**ii. Details of non-compliance by the Company:-**

The Company has generally complied with the requirements of the Securities and Exchange Board of India (Listing Obligations and Disclosure Requirements) Regulations, 2015 ("SEBI Listing Regulations") and other applicable statutory requirements.

During the financial year 2025-26, BSE Limited and the National Stock Exchange of India Limited imposed fines aggregating to ₹ 2,36,000 on the Company in connection with a delay in submission of the Audited Financial Results for the quarter and financial year ended 31st March, 2025. In addition, BSE Limited imposed a fine of ₹ 2,360 in respect of an alleged delay of one day in submission of the Annual Report.

The Company has taken necessary corrective and preventive measures, including strengthening its internal compliance monitoring and reporting mechanisms, to ensure timely submission of all statutory filings and disclosures. The Board and the Management remain committed to maintaining the highest standards of corporate governance and ensuring full compliance with all applicable regulatory requirements going forward.

**iii. Whistle Blower Policy:-**

Pursuant to Section 177 (9) and (10) of the Companies Act, 2013 and SEBI Listing Regulations, the Company has formulated Whistle Blower Policy for vigil mechanism for Directors and employees to report to the management about the unethical behavior, fraud or violation of Company's code of conduct. The mechanism provides for adequate safeguards against victimization of employees and Directors who use such mechanism and makes provision for direct access to the Chairperson of the Audit Committee in exceptional cases. None of the personnel of the Company has been denied access to the Audit Committee.

**iv. Compliance with Governance Framework:-**

Except for the instances disclosed under Item No. 13(ii), the Company has complied with all mandatory requirements of SEBI Listing Regulations, including all the Corporate Governance requirements specified in Regulation 17 to 27 and Regulation 46 (2) (b) to (i) and sub-paras (2) to (10) of para C of Schedule V of SEBI Listing Regulations.

Regarding non-mandatory requirements, the company is in the regime of unqualified financial statements and the Internal Auditor directly reports to the Audit Committee.

**v. Disclosure of Accounting Treatment:-**

In the preparation of the financial statements, the Company has followed the Accounting Standards referred to in Section 133 of the Companies Act, 2013. The significant accounting policies which are consistently applied are set out in the Notes to the Financial Statements.

**vi. Disclosure of Unclaimed Suspense Account as required under SEBI Listing Regulations**

There is no share laying in the unclaimed suspense account as on 31st March, 2026, as all the shares held in Unclaimed Suspense Account had been transferred to IEPF Authority during 2018-19.

**vii Compliance Officer:-**

Mr. R K Agrawal, Company Secretary is Compliance Officer for complying with requirements of Securities Laws.

**viii Governance Codes:-**

**The Code of Conduct:** The Company has in place a comprehensive Code of Conduct applicable to all the employees and Directors including Independent Directors. The Code is applicable to Non-executive Directors including Independent Directors to such extent as may be applicable to them depending on their roles and responsibilities.

**Our Code:** Our Code gives guidance and support needed for ethical conduct of business and compliance of law. Our Code reflects the values of the Company viz.- Customer Value, Ownership Mind-set, Respect, Integrity, One Team and Excellence.

**Code of Practices and Procedures for Fair Disclosure of Unpublished Price Sensitive Information:** In terms of the SEBI (Prohibition of Insider Trading) Regulation 2015, the Code of Practices and Procedures for Fair Disclosure of Unpublished Price Sensitive Information has been formulated by the Company.

The above Codes have also been placed on the Company's website (www.superhouse.in) and circulated to Directors and employees and other concerned persons.

**ix. No Disqualification Certificate from Company Secretary in Practice :-**

Certificate from M/s. Banthia & Company, Practicing Company Secretaries, confirming that none of the Directors on the Board of the Company have been debarred or disqualified from being appointed or continuing as directors of companies by the SEBI, Ministry of Corporate Affairs or any such other Statutory Authority, as stipulated

under Regulation 34(3) of the SEBI Listing Regulations, is attached to this Report.

**x. Directors and Officers Liability Insurance:**

As per the provisions of the Act and in compliance with Regulation 25(10) of the SEBI Listing Regulations, the Company has obtained Directors' and Officers' Liability Insurance Policy (D&O) covering all Directors and Officers of the Company in accordance with applicable provisions of the Companies Act, 2013 and the SEBI Listing Regulations for indemnifying any of them against any liability in respect of any negligence, default, misfeasance, breach of duty or breach of trust for which they may be guilty in relation to the Company.

The Company has obtained Directors' and Officers' Liability Insurance Policy (D&O) covering all Directors and Officers of the Company in accordance with applicable provisions of the Companies Act, 2013 and the SEBI Listing Regulations.

**xi. Other Disclosures :-**

a. The board had accepted all the recommendations of all committee of the board which is mandatorily required, in the relevant financial year.

b. The details of total fees for all services paid by the company and its subsidiaries, on a consolidated basis, to the statutory auditor and all entities in the network firm/network entity of which the statutory auditor is a part, have been provided in the audited financial statements.

c. There is no unutilized fund raised by the company through preferential allotment or qualified institutions placement as specified under Regulation 32 (7A).

d. During the year under review, there was no complaint filed pursuant to the Sexual Harassment of Women at Workplace (Prevention, Prohibition and Redressal) Act, 2013.

## 14. CEO and CFO Certification:-

The Chairman and Managing Director and the Chief Financial Officer of the Company give annual certification on financial reporting and internal controls to the Board in terms of SEBI Listing Regulations. The Chairman and Managing Director and the Chief Financial Officer also give quarterly certification on financial results while placing the financial results before the Board in terms of SEBI Listing Regulations. The annual certificate given by the Chairman and Managing Director and the Chief Financial Officer is published in this report.

## 15. Compliance Certificate of the Auditors:-

A Certificate from the Company's Auditors, M/s Kapoor Tandon & Co., Chartered Accountants, confirming compliance with conditions of Corporate Governance, as stipulated under Regulation 34 of the SEBI Listing Regulations, is attached to this Report.

**Certificate on Compliance with Code of Conduct:-**

I hereby confirm that the Company has obtained from all the members of the Board and Management Personnel, affirmation that they have complied with the Code of Conduct for the financial year 2025-2026.

**(MUKHTARUL AMIN)**
Chairman and Managing Director
DIN: 00012108

# CERTIFICATE OF NON-DISQUALIFICATION OF DIRECTORS

(Pursuant to Regulation 34(3) and Schedule V Para C clause (10)(i) of the SEBI
(Listing Obligations and Disclosure Requirements) Regulations, 2015)

To,
The Members of
Superhouse Ltd.
150 Feet Road,
Jajmau
Kanpur-208010

I have examined the relevant registers, records, forms, returns and disclosures received from the Directors of the Superhouse Ltd. having CIN: L24231UP1980PLC004910 and having registered office at 150 Feet Road, Jajmau Kanpur U.P., India (herein after referred to as the Company),produced before me by the Company for the purpose of issuing this Certificate, in accordance with Regulation 34(3) read with the Schedule V Para- C Sub-clause 10(i) of the Securities and Exchange Board of India (Listing Obligations and Disclosures Requirements) Regulations 2015.

In my opinion and to the best of my information and according to the verifications (including Director Identification Number (DIN) status at portal (www.mca.gov.in) as considered necessary and explanations furnished to me by the Company and its officers, I hereby certify that none of the Directors on the Board of the Company as stated below for the Financial Year ending 31st March, 2026 have been debarred or disqualified from being appointed or continuing as Directors of companies by Securities and Exchange Board of India, Ministry of Corporate Affairs or such other Statutory Authority:-

| S No. | Name of Director | DIN | Date of Appointment |
|---|---|---|---|
| 1 | Shri Mukhtarul Amin | 00012108 | 02/09/1984 |
| 2 | Shri Vinay Sanan | 00014536 | 02/01/1996 |
| 3 | Shri Zafarul Amin | 00015533 | 30/01/2002 |
| 4 | Mrs. Shahina Mukhtar | 00015442 | 14/01/1980 |
| 5 | Shri Mohammad Shadab | 00098221 | 22/08/1998 |
| 6 | Shri Yusuf Amin | 06863918 | 23/09/2015 |
| 7 | Shri Rajendra Krishna Shukla | 09494922 | 30/09/2024 |
| 8 | Shri Harmeet Singh | 08460594 | 11/07/2025 |
| 9 | Shri Krishna Kumar Ram Tiwari | 08172956 | 30/09/2024 |
| 10 | Shri Girish Chandra Srivastava | 02194331 | 30/09/2025 |

Ensuring the eligibility of for the appointment /continuity of every Director on the Board is the responsibility of the management of the Company. Our responsibility is to express opinion on these based on our verification. This certificate is neither an assurance as to the future viability of the Company nor the efficiency or effectiveness with which the management has conducted the affairs of the Company.

Place: Kanpur
Date: 19.06.2026
(June Nineteen Two Thousand Twenty- Six)
UDIN: A004933H000657706
Peer Reviewed Certificate: 1822/2022

Signature :
Name : **Banthia & Company**

**(CS G.K. Banthia)**
M. No: ACS 4933 C.P.No.1405

# INDEPENDENT AUDITORS' CERTIFICATE ON CORPORATE GOVERNANCE

## To the members of Superhouse Limited

1. We have examined the compliance of conditions of corporate governance by Superhouse Limited ("the Company"), for the year ended on March 31, 2026, as stipulated in regulation 17 to 27 and clause (b) to (i) of regulation 46 (2) and paragraphs C, D and E of Schedule V of the Securities and Exchange Board of India (Listing Obligations and Disclosure Requirements) Regulations, 2015 as amended from time to time ("SEBI Listing Regulations") pursuant to the Listing Agreement of the company with stock exchanges.

## Management's responsibility

2. The compliance of conditions of corporate governance as stipulated in the SEBI Listing Regulations is the responsibility of the company's management including the preparation and maintenance of all the relevant records and documents. This responsibility includes the design, implementation and maintenance of internal control and procedures to ensure compliance with the conditions of corporate governance stipulated in the SEBI Listing Regulations.

## Auditors' responsibility

3. Our responsibility is limited to examining the procedures and implementation thereof, adopted by the Company for ensuring the compliance of the conditions of the corporate governance. It is neither audit nor expression of opinion on the financial statements of the Company.

4. We have examined the books of accounts and other relevant records and documents maintained by the Company for the purpose of providing reasonable assurance on the compliance with corporate governance requirements by the Company.

5. We have carried out an examination of the relevant records of the Company in accordance with the Guidance Note on Certification of Corporate Governance issued by the Institute of Chartered Accountants of India ("the ICAI"), the Standards on Auditing specified under Section 143 (10) of the Companies Act, 2013, in so far as applicable for the purpose of this certificate and as per the Guidance Note on Reports or Certificates for Special Purpose issued by the ICAI which requires that we comply with the ethical requirements of the Code of Ethics issued by the ICAI.

6. We have complied with the relevant applicable requirements of the Standard on Quality Control (SQC) 1, Quality Control for Firms that Perform Audits and Reviews of Historical Financial Information, and Other Assurance and Related Services Engagements.

## Opinion

7. Based on our examination of the relevant records and according to the information and explanation provided to us and representations provided by management, we certify that the Company has complied with the conditions of corporate governance as specified in regulation 17 to 27, clause (b) to (i) of regulation 46 (2) and paragraphs C, D and E of Schedule V of the SEBI Listing Regulations, as applicable during the year ended March 31, 2026.

8. We state that such compliance is neither an assurance as to the future viability of the Company nor the efficiency or effectiveness with which the management has conducted the affairs of the Company.

## Restriction on use

9. The certificate is addressed and provided to the Members of the Company solely for the purpose of enabling the Company to comply with the requirement of the Listing Regulations and should not be used by any other person or for any other purpose. Accordingly, we do not accept or assume any liability or any duty of care for any other purpose or to any other person to whom this certificate is shown or into whose hands it may come without our prior consent in writing.

For **Kapoor Tandon & Co**,
Chartered Accountants
F.R. No.- 000952C

**(Rajesh Parasramka)**
Partner
M. No. 074192
UDIN:- 26074192ZTNIOZ7969

Place: Kanpur
Date: 10-07-2026

# CEO / CFO CERTIFICATE

This is to certify that :-

a) We have reviewed financial statements and the cash flow statement of Superhouse Limited for the year 2025-26 and that to the best of our knowledge and belief :

   i) these statements do not contain any materially untrue statement or omit any material fact or contain statements that might be misleading;

   ii) these statements together present a true and fair view of the company's affairs and are in compliance with existing accounting standards, applicable laws and regulations.

b) There are, to the best of our knowledge and belief, no transactions entered into by the company during the year which are fraudulent, illegal or violative of the company's code of conduct.

c) We accept responsibility for establishing and maintaining internal controls and that we have evaluated the effectiveness of the internal control systems of the company and we have disclosed to the auditors and the Audit Committee, deficiencies in the design or operation of internal controls, if any, of which we are aware and the steps we have taken or propose to take to rectify these deficiencies.

d) We have indicated to the auditors and the Audit Committee.

   i) significant changes in internal control during the year;

   ii) significant changes in accounting policies during the year and that the same have been disclosed in the notes to the financial statements; and

   iii) instances of significant fraud of which we have become aware and the involvement therein, if any, of the management or an employee having a significant role in the company's internal control system.

e) We declare that all the board members and senior management personnel have confirmed the compliance with the code of conduct.

**(Krishna Dutt Misra)**
Chief Financial Officer

**(Mukhtarul Amin)**
Chairman and Managing Director

Place: Unnao
Date: 30-06-2026

# INDEPENDENT AUDITOR'S REPORT

To

The Members of Superhouse Limited

**Report on the Audit of Standalone Financial Statements**

## Opinion

We have audited the accompanying standalone financial statements of **Superhouse Limited** ("the Company"), which comprise the standalone Balance Sheet as at March 31, 2026, and the standalone Statement of Profit and Loss (including other comprehensive income), the standalone Statement of Change in Equity and standalone Statement of Cash Flows for the year then ended, and notes to the standalone financial statements, including a summary of material accounting policies and other explanatory information (hereinafter referred to as "Standalone Financial Statements").

In our opinion and to the best of our information and according to the explanations given to us, the aforesaid standalone financial statements give the information required by the Companies Act, 2013 (the Act) in the manner so required and give a true and fair view in conformity with the Indian Accounting Standards prescribed under section 133 of the Act read with the Companies (Indian Accounting Standards) Rules, 2015, as amended, thereof ("Ind AS") and other accounting principles generally accepted in India, of the state of affairs of the Company as at March 31, 2026, its profit, total comprehensive income, change in equity and its cash flows for the year ended on that date.

## Basis for Opinion

We conducted our audit of the standalone financial statements in accordance with the Standards on Auditing (SAs) specified under section 143(10) of the Act. Our responsibilities under those Standards are further described in the Auditor's Responsibilities for the Audit of the standalone Financial Statements section of our report. We are independent of the Company in accordance with the Code of Ethics issued by the Institute of Chartered Accountants of India together with the ethical requirements that are relevant to our audit of the standalone financial statements under the provisions of the Act and the Rules made thereunder, and we have fulfilled our other ethical responsibilities in accordance with these requirements and the ICAI's Code of Ethics. We believe that the audit evidence we have obtained is sufficient and appropriate to provide a basis for our opinion on the standalone Financial Statements.

## Key Audit Matters

Key audit matters are those matters that, in our professional judgment, were of most significance in our audit of the standalone financial statements of the current period. These matters were addressed in the context of our audit of the standalone financial statements as a whole, and in forming our opinion thereon, and we do not provide a separate opinion on these matters. We have determined the matters described below to be the key audit matters to be communicated in our report.

## Description of Key Audit Matter

**Investment in Wholly Owned Subsidiary - Impairment (refer notes 37.A to the standalone Financial Statements)**

The company has investment of Rs. 1,785.39 Lacs as at March 31, 2026 in the shares of Linea De Seguridad SLU, a wholly owned subsidiary of the company (WOS). Further the company has Trade Receivable amounting to Rs. 97.34 Lacs and Advance of Rs. 26.16 Lacs from/to the WOS.

The net worth of WOS has substantially eroded due to operational losses and in view of the fact, the management has considered that there may be possibility of impairment in carrying value of investment.

Accordingly, the management has performed an impairment assessment and estimated the recoverable amount of its Investment in WOS using 'Discounted Cash Flow Valuation Method (DCF). DCF is complex and involve the use of significant estimates and assumptions of the management that are dependent on expected future market and economic conditions.

As per the assessment done by the management and valuation specialist, Impairment loss of Rs. 402.50 Lacs (Previous year NIL) has been recognised based on the value in use as on March 31, 2026.

Considering the materiality of the amounts and significant estimates and assumptions being inherently subjective, this matter has been identified as a key audit matter for the current year audit.

## How the matter was addressed in our audit

Our audit procedures included but were not limited to the following:

- Obtaining understanding of management's process and assessing operating effectiveness of controls around identification of indicators of impairment, and valuation of the business of the WOS to determine recoverable value of the said investment;
- Assessing the appropriateness of methodology and valuation model used by the management and valuation specialist to estimate the recoverable value of investment in the WOS;
- Assessing the professional competence and independence of the valuation specialist engaged by the management;
- Assessing the reasonableness of assumptions relating to revenue growth rate, gross margins, discount rates etc.

based on historical results, current developments and future plans of the business estimated by management;

- Sensitivity analysis on key assumptions used in calculation of recoverable value.

- we also considered the adequacy of disclosures in respect of investment in the said WOS in the notes to the standalone financial statements.

## Information Other than the standalone Financial Statements and Auditors' Report Thereon

The Company's Board of Directors is responsible for the other information. The other information comprises the information included in the Management Discussion and Analysis, Board's Report including Annexures to Board's Report and Corporate Governance and Shareholder's information, but does not include the consolidated financial statements, standalone financial statements and our auditor's report thereon.

Our opinion on the financial statements does not cover the other information and we do not express any form of assurance conclusion thereon.

In connection with our audit of the financial statements, our responsibility is to read the other information and, in doing so, consider whether the other information is materially inconsistent with the financial statements or our knowledge obtained during the course of our audit or otherwise appears to be materially misstated.

If, based on the work we have performed, we conclude that there is a material misstatement of this other information, we are required to report that fact. We have nothing to report in this regard.

## Responsibility of Management for the standalone Financial Statements

The Company's Board of Directors is responsible for the matters stated in section 134(5) of the Act with respect to the preparation of these standalone financial statements that give a true and fair view of the financial position, financial performance, including other comprehensive income, change in equity and cash flows of the Company in accordance with the accounting principles generally accepted in India, including the accounting Standards specified under section 133 of the Act. This responsibility also includes maintenance of adequate accounting records in accordance with the provisions of the Act for safeguarding of the assets of the Company and for preventing and detecting frauds and other irregularities; selection and application of appropriate implementation and maintenance of accounting policies; making judgments and estimates that are reasonable and prudent; and design, implementation and maintenance of adequate internal financial controls, that were operating effectively for ensuring the accuracy and completeness of the accounting records, relevant to the preparation and presentation of the standalone financial statement that give a true and fair view and are free from material misstatement, whether due to fraud or error.

In preparing the standalone financial statements, management is responsible for assessing the Company's ability to continue as a going concern, disclosing, as applicable, matters related to going concern and using the going concern basis of accounting unless management either intends to liquidate the Company or to cease operations, or has no realistic alternative but to do so.

Those Board of Directors are also responsible for overseeing the company's financial reporting process.

## Auditor's Responsibilities for the Audit of the Standalone Financial Statements

Our objectives are to obtain reasonable assurance about whether the standalone financial statements as a whole are free from material misstatement, whether due to fraud or error, and to issue an auditor's report that includes our opinion. Reasonable assurance is a high level of assurance, but is not a guarantee that an audit conducted in accordance with SAs will always detect a material misstatement when it exists. Misstatements can arise from fraud or error and are considered material if, individually or in the aggregate, they could reasonably be expected to influence the economic decisions of users taken on the basis of these standalone financial statements.

As part of an audit in accordance with SAs, we exercise professional judgment and maintain professional skepticism throughout the audit. We also:

- Identify and assess the risks of material misstatement of the standalone financial statements, whether due to fraud or error, design and perform audit procedures responsive to those risks, and obtain audit evidence that is sufficient and appropriate to provide a basis for our opinion. The risk of not detecting a material misstatement resulting from fraud is higher than for one resulting from error, as fraud may involve collusion, forgery, intentional omissions, misrepresentations, or the override of internal control.

- Obtain an understanding of internal control relevant to the audit in order to design audit procedures that are appropriate in the circumstances. Under section 143(3)(i) of the Act, we are also responsible for expressing our opinion on whether the company has adequate internal financial controls system in place and the operating effectiveness of such controls.

- Evaluate the appropriateness of accounting policies used and the reasonableness of accounting estimates and related disclosures made by management.

- Conclude on the appropriateness of management's use of the going concern basis of accounting and, based on the audit evidence obtained, whether a material uncertainty exists related to events or conditions that may cast significant doubt on the Company's ability to continue as a going concern. If we conclude that a material uncertainty

exists, we are required to draw attention in our auditor's report to the related disclosures in the standalone financial statements or, if such disclosures are inadequate, to modify our opinion. Our conclusions are based on the audit evidence obtained up to the date of our auditor's report. However, future events or conditions may cause the Company to cease to continue as a going concern.

- Evaluate the overall presentation, structure and content of the standalone financial statements, including the disclosures, and whether the standalone financial statements represent the underlying transactions and events in a manner that achieves fair presentation.

Materiality is the magnitude of misstatements in the financial statements that, individually or in aggregate, makes it probable that the economic decisions of a reasonably knowledgeable user of the financial statements may be influenced. We consider quantitative materiality and qualitative factors in (i) planning the scope of our audit work and in evaluating the results of our work; and (ii) to evaluate the effect of any identified misstatements in the financial statements.

We communicate with those charged with governance regarding, among other matters, the planned scope and timing of the audit and significant audit findings, including any significant deficiencies in internal control that we identify during our audit.

We also provide those charged with governance with a statement that we have complied with relevant ethical requirements regarding independence, and to communicate with them all relationships and other matters that may reasonably be thought to bear on our independence, and where applicable, related safeguards.

From the matters communicated with those charged with governance, we determine those matters that were of most significance in the audit of the standalone financial statements of the current period and are therefore the key audit matters. We describe these matters in our auditors' report unless law or regulation precludes public disclosure about the matter or when, in extremely rare circumstances, we determine that a matter should not be communicated in our report because the adverse consequences of doing so would reasonably be expected to outweigh the public interest benefits of such communication.

## Report on Other Legal and Regulatory Requirements

1. As required by the Companies (Auditor's Report) Order, 2020 ("the Order"), issued by the Central Government of India in terms of sub-section (11) of section 143 of the Companies Act, 2013, we give in the "Annexure A", a statement on the matters specified in paragraphs 3 and 4 of the Order, to the extent applicable.

2. Further to our comments in Annexure A, as required by Section 143(3) of the Act, we report that:

(a) We have sought and obtained all the information and explanations which to the best of our knowledge and belief were necessary for the purposes of our audit;

(b) In our opinion, proper books of account as required by law have been kept by the Company so far as it appears from our examination of those books;

(c) The standalone balance sheet, the standalone statement of profit and loss (including other comprehensive income), the standalone statement of change in equity and the standalone statement of cash flows dealt with by this Report are in agreement with the books of account;

(d) In our opinion, the aforesaid standalone financial statements comply with the Accounting Standards specified under Section 133 of the Act, read with Rule 7 of the Companies (Accounts) Rules, 2014;

(e) On the basis of the written representations received from the directors as of March 31, 2026 taken on record by the Board of Directors, none of the directors is disqualified as on March 31, 2026 from being appointed as a director in terms of Section 164 (2) of the Act.

(f) With respect to the adequacy of the internal financial controls over financial reporting of the Company and the operating effectiveness of such controls, refer to our separate Report in "Annexure B". Our report expresses an unmodified opinion on the adequacy and operating effectiveness of the Company's internal financial controls over financial reporting.

(g) As required by Section 197(16) of the Act, we report that the Company has paid remuneration to its directors during the year in accordance with the provisions of and limits laid down under Section 197 read with Schedule V to the Act.

(h) With respect to the other matters to be included in the Auditor's Report in accordance with Rule 11 of the Companies (Audit and Auditors) Rules, 2014, in our opinion and to the best of our information and according to the explanations given to us:

i. The Company has disclosed the impact of pending litigations on its financial position in its standalone financial statements – Refer Note no. 34 to the financial statements;

ii. the Company did not have any long-term contracts including derivative contracts for which there were any material foreseeable losses; and

iii. there has been no delay in transferring amounts required to be transferred to the Investor Education and Protection Fund by the Company.

iv. (a) The Management has represented that, to the best of its knowledge and belief, no funds (which are material either individually or in the aggregate) have been advanced or loaned or invested (either from borrowed funds or share premium or any other sources or kind of funds) by the Company to or in any other person or entity, including foreign entity ("Intermediaries"), with the understanding, whether recorded in writing or otherwise, that the Intermediary shall, whether, directly or indirectly lend or invest in other persons or entities identified in any manner whatsoever by or on behalf of the Company ("Ultimate Beneficiaries") or provide any guarantee, security or the like on behalf of the Ultimate Beneficiaries;

(b) The Management has represented, that, to the best of its knowledge and belief, no funds (which are material either individually or in the aggregate) have been received by the Company from any person or entity, including foreign entity ("Funding Parties"), with the understanding, whether recorded in writing or otherwise, that the Company shall, whether, directly or indirectly, lend or invest in other persons or entities identified in any manner whatsoever by or on behalf of the Funding Party ("Ultimate Beneficiaries") or provide any guarantee, security or the like on behalf of the Ultimate Beneficiaries;

(c) Based on the audit procedures that have been considered reasonable and appropriate in the circumstances, nothing has come to our notice that has caused us to believe that the representations under sub-clause (i) and (ii) of Rule 11(e), as provided under (a) and (b) above, contain any material misstatement.

v. (a) The final dividend proposed in the previous year, declared and paid by the Company during the year is in accordance with Section 123 of the Act, as applicable.

(b) As stated in Note 12 (l) to the financial statements, the Board of Directors of the Company have proposed final dividend for the year which is subject to the approval of the members at the ensuing Annual General Meeting. The amount of dividend proposed is in accordance with Section 123 of the Act, as applicable.

vi. Based on our examination, which included test checks, the Company has used accounting software(s) for maintaining its books of account for the financial year ended 31st March, 2026 which has a feature of recording audit trail (edit log) facility and the same has operated throughout the year for all relevant transactions recorded in the software(s). Further, during the course of our audit we did not come across any instance of the audit trail feature being tampered with and the audit trail has been preserved by the Company as per the statutory requirements for record retention.

For Kapoor Tandon & Co.,
Chartered Accountants
Firm Registration No. 000952C

**(Rajesh Parasramka)**
Partner
M. No. 074192
UDIN: 26074192NGITMM1264

Place: Kanpur
Date: July 10, 2026

# ANNEXURE A TO THE INDEPENDENT AUDITORS' REPORT

(Referred to in paragraph 1 of our report of even date on standalone financial statements for the financial year ended March 31, 2026 of **Superhouse Limited**)

In terms of the information and explanations sought by us and given by the company and the books of accounts and records examined by us in the normal course of audit and to the best of our knowledge and belief, we state that:

(i) (a) (A) The Company has maintained proper records showing full particulars, including quantitative details and situation of its property, plant and equipment and relevant details of right-to-use asset;

(B) The Company has maintained proper records showing full particulars of intangible assets;

(b) The Company has a program of physical verification of Property, Plant and Equipment and right-of-use assets so to cover all the assets once every three years which, in our opinion, is reasonable having regard to the size of the Company and the nature of its assets. Pursuant to the program, certain Property, Plant and Equipment were due for verification during the year and were physically verified by the Management during the year. According to the information and explanations given to us, no material discrepancies were noticed on such verification.

(c) Title Deeds of immoveable properties as disclosed in the financial statements are held in the name of the company excepting the following properties {refer Note no. 51 (a)}:

| | Description of Property | Gross Carrying Value (Rupees in Lacs) | Held in the Name of | Whether promoter, director or relative | Held since | Reason for not being held in name of co. |
|---|---|---|---|---|---|---|
| (a) | DDA Flat, FF-2, 80 Sukhdeo Vihar, Kalka, New Delhi | 19.00 | Mrs. Shahina Mukhtar | Promoter | Nov, 2001 | Agreement to sale with General Power of Attorney executed, Title Deed is yet to be executed. |
| (b) | DDA Flat, FF-3, 80 Sukhdeo Vihar, Kalka, New Delhi | 11.40 | Mr. Zafarul Amin | Promoter | Nov, 2001 | |

(d) The Company has not revalued any of its Property, Plant and Equipment and intangible assets during the year.

(e) No proceedings have been initiated during the year or are pending against the Company as at March 31, 2026 for holding any benami property under the Benami Transactions (Prohibition) Act, 1988 (as amended in 2016) and rules made thereunder.

(ii) (a) The inventories of the Company have been physically verified by the management at reasonable interval during the year. In our opinion, the coverage and procedure of such verification is appropriate having regard to the size of the company and nature of its operation. No discrepancies of 10% or more in the aggregate for each class of inventory were noticed on verification during the year when compared with books of account.

(b) As disclosed in note no. 51(e) to the financial statements, the Company has been sanctioned working capital limits in excess of Rupees five crores in aggregate from banks during the year on the basis of security of current assets of the Company. The quarterly returns/ statements filed by the Company with such banks are not in agreement with the books of accounts of the Company and the details are as follows:

Rs. In Lacs

| Quarter ending | Value as per books of account | Value as per quarterly return / statement filed with lenders | Difference | Reason |
|---|---|---|---|---|
| June 30, 2025 | 30,658.74 | 26,909.30 | 3,749.44 | As explained, the differences are there, because the statements filed with the lenders are based on financial data compiled on provisional basis and also because of exclusion of certain current assets in the statements filed with the lenders. |
| September 30, 2025 | 30,901.40 | 27,968.87 | 2,932.53 | |
| December 31, 2025 | 30,190.54 | 26,662.45 | 3,528.09 | |
| March 31, 2026 | 28,952.94 | 25,192.50 | 3,760.44 | |

(iii) The company has made investments in, provided guarantee or granted unsecured loans to companies, during the year, in respect of which:

(a) The Company has provided loan to two WOS and also provided Corporate Guarantee for Loan availed by WOS and step-down subsidiary from the lenders. The details are as under:

Rs. In Lacs

| Name of the company | Relation ship | Loan / Guarantee | Balance as at 31.03.2026 | Maximum amount outstanding during the year |
|---|---|---|---|---|
| Linea De Seguridad SLU, Spain | Wholly Owned Subsidiary | Loan | 26.16 | 26.16 |
| Briggs Industrial Footwear Ltd, UK | Wholly Owned Subsidiary | Loan | 290.58 | 290.58 |
| **Total Loan** | | | **316.74** | |
| Knowledgehouse Limited | Associate Company | Guarantee | 2050.00 | 2050.00 |
| Linea De Seguridad SLU, Spain | Wholly Owned Subsidiary | Guarantee | NIL | 161.12 |
| Petrick Shoes Ltd., UK | Step-down Subsidiary | Guarantee | 1255.90 | 1255.90 |
| **Total Guarantee** | | | **3305.90** | |

(b) In our opinion, the investments made and the terms and conditions of the grant of loans and guarantees provided, during the year are, prima facie, not prejudicial to the Company's interest.

(c) In respect of loans granted by the Company, the schedule of repayment of principal and payment of interest has been stipulated and the repayments of principal amounts and receipts of interest are generally been regular as per stipulation.

(d) In respect of loans granted by the Company, there is no overdue amount remaining outstanding as at the balance sheet date.

(e) No loan granted by the Company which has fallen due during the year, has been renewed or extended or fresh loans granted to settle the overdues of existing loans given to the same parties.

(f) The Company has not granted any loans or advances in the nature of loans either repayable on demand or without specifying any terms or period of repayment during the year. Hence, reporting under clause 3(iii)(f) is not applicable.

(iv) The Company has complied with the provisions of Sections 185 and 186 of the Act in respect of grant of loans, making investments and providing guarantees and securities, as applicable.

(v) In our opinion, the Company has not accepted any deposit or an amount deemed to be deposit during the year within the meaning of Section 73 to Section 76 of the Companies Act, 2013 (the Act) read with the Rules framed there under. Hence, paragraph 3(v) of the Order is not applicable.

(vi) Having regard to the nature of the Company's business / activities, the maintenance of cost records has not been specified by the Central Government under section 148(1) of the Act. Accordingly reporting under clause (vi) of paragraph 3 of the Order is not applicable.

(vii) (a) According to the books and records produced and examined by us, the Company is generally regular in depositing undisputed Statutory dues including Goods and Services Tax (GST), Provident Fund, Employees' State Insurance, Income Tax, Sales Tax, Service Tax, Duty of Customs, Duty of Excise, Value Added Tax, Cess and other material statutory dues as applicable with the appropriate authorities and no undisputed amount payable in respect of aforesaid statutory dues were outstanding as at March 31, 2026 for a period of more than six months from the date they become payable.

(b) According to the information and explanations given to us, there are no dues of Income Tax, Sales Tax, Service Tax, Duty of Customs, Duty of Excise, Value Added Tax and GST which have not been deposited on account of any dispute, except mentioned as below:

| Name of the Statute | Nature of dues | Forum where dispute is pending | Period to which amount relates | Amount* (Rs. In Lacs) |
|---|---|---|---|---|
| The Trade Tax and Central Sales Tax Act | Tax & interest | Addl. Commissioner Appeal -4, Kanpur | 2015-16 | 17.10 |
| The Goods and Services Tax Act, 2017 | Penalty | Addl. Commissioner Appeal -6, Kanpur | April 23 to June 23 | 139.94 |
| | Tax, Interest & Penalty | Addl. Commissioner Appeal -6, Kanpur | 2022-23 April 23 to June 23 | 4105.47<br>1174.88 |

* Demand net of amount paid under protest (refer Note no. 34(ii) for detail)

(viii) There were no transactions relating to previously unrecorded income that have been surrendered or disclosed as income during the year in the tax assessments under the Income Tax Act, 1961 (43 of 1961).

(ix) (a) The company has not defaulted in repayment of loans or other borrowings or on the payment of interest thereon to any lender during the year.

(b) The Company has not been declared willful defaulter by any bank or financial institution or government or any government authority.

(c) The term loans availed during the year were applied for the purposes for which loans were obtained.

(d) On an overall examination of the financial statements of the Company, funds raised on short-term basis have, prima facie, not been used during the year for long-term purposes by the Company.

(e) the Company has not taken any funds from any entity or person on account of or to meet the obligations of its subsidiaries and hence reporting under clause 3(ix)(e) of the Order is not applicable.

(f) The Company has not raised any loans during the year on the pledge of securities held in its subsidiaries, JV or associate Company and hence reporting under clause 3(ix)(f) of the Order is not applicable.

(x) (a) The company has not raised any money by way of initial public offer or further public offer (including debt instruments) during the year and hence reporting under clause 3(x)(a) of the Order is not applicable.

(b) During the year, the Company has not made any preferential allotment or private placement of shares or convertible debentures (fully or partly or optionally) and hence reporting under clause 3(x)(b) of the Order is not applicable.

(xi) (a) No fraud by the company and no material fraud on the Company has been noticed or reported during the year.

(b) No report under sub-section (12) of section 143 of the Companies Act has been filed in Form ADT-4 as prescribed under rule 13 of Companies (Audit and Auditors) Rules, 2014 with the Central Government, during the year and upto the date of this report.

(c) No whistle blower complaints have been received by the Company during the year (and upto the date of this report).

(xii) The company is not a "Nidhi Company"; hence paragraph 3(xii) the Order is not applicable.

(xiii) In our opinion, transactions with the related parties are in compliance with section 177 and 188 of Act where applicable and the details of such transactions have been disclosed in the Standalone Financial Statements as required by the applicable Ind AS.

(xiv) (a) In our opinion the Company has an adequate internal audit system commensurate with the size and the nature of its business.

(b) We have considered, the internal audit reports for the year under audit, issued to the Company during the year and till date, in determining the nature, timing and extent of our audit procedures.

(xv) In our opinion, the company has not entered into any non-cash transactions with directors or persons connected with him. Hence, paragraph 3(xv) the Order is not applicable.

(xvi) (a) In our opinion, the Company is not required to be registered under section 45-IA of the Reserve Bank of India Act, 1934. Hence, reporting under clause 3(xvi) (a), (b) and (c) of the Order is not applicable.

(b) In our opinion, there is no core investment company within the Group (as defined in the Core Investment Companies (Reserve Bank) Directions, 2016) and accordingly reporting under clause 3(xvi)(d) of the Order is not applicable.

(xvii) The Company has not incurred cash losses during the financial year covered by our audit and the immediately preceding financial year.

(xviii) There has been no resignation of the statutory auditors of the Company during the year.

(xix) On the basis of the financial ratios, ageing and expected dates of realisation of financial assets and payment of financial liabilities, other information accompanying the financial statements and our knowledge of the Board of Directors and Management plans and based on our examination of the evidence supporting the assumptions, nothing has come to our attention, which causes us to believe that any material uncertainty exists as on the date of the audit report indicating that Company is not capable of meeting its liabilities existing at the date of balance sheet as and when they fall due within a period of one year from the balance sheet date. We, however, state that this is not an assurance as to the future viability of the Company. We further state that our reporting is based on the facts up to the date of the audit report and we neither give any guarantee nor any assurance that all liabilities falling due within a period of one year from the balance sheet date, will get discharged by the Company as and when they fall due.

(xx) The Company has fully spent the required amount towards Corporate Social Responsibility (CSR) and there is no unspent CSR amount for the year requiring a transfer to a Fund specified in Schedule VII to the Companies Act or special account in compliance with the provision of Sub-section (6) of Section 135 of the said Act. Accordingly, reporting under clause (xx) of the Order is not applicable for the year.

For Kapoor Tandon & Co.,
Chartered Accountants
Firm Registration No. 000952C

**(Rajesh Parasramka)**
Partner
M. No. 074192
UDIN: 26074192NGITMM1264

Place: Kanpur
Date: July 10, 2026

# ANNEXURE B TO THE INDEPENDENT AUDITORS' REPORT

(Referred to in paragraph 2(f) of our report of even date on the standalone financial statements for the financial year ended March 31, 2026 of **Superhouse Limited**)

**Report on the Internal Financial Controls under Clause (i) of sub-section 3 of Section 143 of the Companies Act, 2013 ("the Act")**

## Opinion

We have audited the internal financial controls with reference to standalone financial statements of Superhouse Limited ("the Company") as of March 31, 2026 in conjunction with our audit of the standalone financial statements of the Company for the year ended on that date.

In our opinion, the Company has, in all material respects, an adequate internal financial controls system over financial reporting and such internal financial controls over financial reporting were operating effectively as at March 31, 2026, based on the internal control over financial reporting criteria established by the Company considering the essential components of internal control stated in the Guidance Note on Audit of Internal Financial Controls Over Financial Reporting issued by the Institute of Chartered Accountants of India.

## Management's Responsibility for Internal Financial Controls

The Company's management is responsible for establishing and maintaining internal financial controls based on the internal control over financial reporting criteria established by the Company considering the essential components of internal control stated in the Guidance Note on Audit of Internal Financial Controls over Financial Reporting issued by the Institute of Chartered Accountants of India (ICAI). These responsibilities include the design, implementation and maintenance of adequate internal financial controls that were operating effectively for ensuring the orderly and efficient conduct of its business, including adherence to company's policies, the safeguarding of its assets, the prevention and detection of frauds and errors, the accuracy and completeness of the accounting records, and the timely preparation of reliable financial information, as required under the Act.

## Auditors' Responsibility

Our responsibility is to express an opinion on the Company's internal financial controls over financial reporting based on our audit. We conducted our audit in accordance with the Guidance Note on Audit of Internal Financial Controls over Financial Reporting (the "Guidance Note") and the Standards on Auditing, issued by ICAI and deemed to be prescribed under section 143(10) of the Companies Act, 2013, to the extent applicable to an audit of internal financial controls, both applicable to an audit of Internal Financial Controls and, both issued by ICAI. Those Standards and the Guidance Note require that we comply with ethical requirements and plan and perform the audit to obtain reasonable assurance about whether adequate internal financial controls over financial reporting was established and maintained and if such controls operated effectively in all material respects.

Our audit involves performing procedures to obtain audit evidence about the adequacy of the internal financial controls system over financial reporting and their operating effectiveness. Our audit of internal financial controls over financial reporting included obtaining an understanding of internal financial controls over financial reporting, assessing the risk that a material weakness exists, and testing and evaluating the design and operating effectiveness of internal control based on the assessed risk. The procedures selected depend on the auditor's judgement, including the assessment of the risks of material misstatement of the standalone financial statements, whether due to fraud or error.

We believe that the audit evidence we have obtained is sufficient and appropriate to provide a basis for our audit opinion on the Company's internal financial controls system over financial reporting.

## Meaning of Internal Financial Controls over Financial Reporting

A company's internal financial control over financial reporting is a process designed to provide reasonable assurance regarding the reliability of financial reporting and the preparation of financial statements for external purposes in accordance with generally accepted accounting principles. A company's internal financial control over financial reporting includes those policies and procedures that (1) pertain to the maintenance of records that, in reasonable detail, accurately and fairly reflect the transactions and dispositions of the assets of the company; (2)

provide reasonable assurance that transactions are recorded as necessary to permit preparation of financial statements in accordance with generally accepted accounting principles, and that receipts and expenditures of the company are being made only in accordance with authorisations of management and directors of the company; and (3) provide reasonable assurance regarding prevention or timely detection of unauthorised acquisition, use, or disposition of the company's assets that could have a material effect on the financial statements.

## Inherent Limitations of Internal Financial Controls over Financial Reporting

Because of the inherent limitations of internal financial controls over financial reporting, including the possibility of collusion or improper management override of controls, material misstatements due to error or fraud may occur and not be detected. Also, projections of any evaluation of the internal financial controls over financial reporting to future periods are subject to the risk that the internal financial control over financial reporting may become inadequate because of changes in conditions, or that the degree of compliance with the policies or procedures may deteriorate.

For Kapoor Tandon & Co.,
Chartered Accountants
Firm Registration No. 000952C

**(Rajesh Parasramka)**
Partner
M. No. 074192
UDIN: 26074192NGITMM1264

Place: Kanpur
Date: July 10, 2026

# STANDALONE BALANCE SHEET as at March 31, 2026

| Particulars | Note No. | As at March 31, 2026 | | As at March 31, 2025 | |
|---|---|---|---|---|---|
| | | Rs. in Lacs | Rs. in Lacs | Rs. in Lacs | Rs. in Lacs |
| **ASSETS** | | | | | |
| **Non-current assets** | | | | | |
| (a) Property, Plant and Equipment | **2 (A)** | | 20,628.21 | | 20,387.90 |
| (b) Capital work-in-progress | **2 (C)** | | 67.67 | | 208.20 |
| (c) Other Intangible assets | **2 (B)** | | 23.75 | | 33.34 |
| (d) Financial Assets | | | | | |
| (i) Investments | **3** | 4,371.48 | | 4,824.24 | |
| (ii) Loans | **4** | 316.74 | | 254.52 | |
| (iii) Other Financial Assets | **5** | 400.00 | | - | |
| | | | 5,088.22 | | 5,078.76 |
| (e) Other non-current assets | **6** | | 766.40 | | 1,005.51 |
| **Current Assets** | | | | | |
| (a) Inventories | **7** | | 13,701.38 | | 14,266.72 |
| (b) Financial Assets | | | | | |
| (i) Trade receivables | **8** | 13,618.50 | | 14,235.61 | |
| (ii) Cash and cash equivalent | **9** | 1,454.79 | | 760.51 | |
| (iii) Bank Balances other than (ii) above | **10** | 5,055.68 | | 5,457.49 | |
| (iv) Other Financial Assets | **11** | 2,686.08 | | 2,989.00 | |
| | | | 22,815.05 | | 23,442.61 |
| (c) Current Income Tax Assets (Net) | | | 12.70 | | 137.08 |
| (d) Other current assets | **12** | | 930.80 | | 977.20 |
| **TOTAL ASSETS** | | | **64,034.18** | | **65,537.32** |
| **EQUITY AND LIABILITIES** | | | | | |
| **EQUITY** | | | | | |
| (a) Equity Share Capital | **13** | 1,102.50 | | 1,102.50 | |
| (b) Other Equity | **14** | 39,421.39 | | 38,249.97 | |
| | | | 40,523.89 | | 39,352.47 |
| **LIABILITIES** | | | | | |
| Non current liabilities | | | | | |
| (a) Financial liabilities | | | | | |
| (i) Borrowings | **15** | | 382.87 | | 523.61 |
| (b) Deferred tax liabilities (net) | **16** | | 1,181.52 | | 1,336.02 |
| (c) Other non-current liabilities | **17** | | 320.59 | | 366.91 |
| **Current liabilities** | | | | | |
| (a) Financial liabilities | | | | | |
| (i) Borrowings | **18** | 11,100.14 | | 13,297.79 | |
| (ii) Trade payables | **19** | | | | |
| (a) Total Outstanding Dues to micro and small enterprises | | 2,123.16 | | 2,478.33 | |
| (b) Total Outstanding Due to parties other than micro and small enterprises | | 5,199.16 | | 5,402.27 | |
| (iii) Other financial liabilities | **20** | 2,321.26 | | 1,906.70 | |
| | | | 20,743.72 | | 23,085.09 |
| (b) Other current liabilities | **21** | | 759.93 | | 749.97 |
| (c) Provisions | **22** | | 121.66 | | 123.25 |
| **TOTAL EQUITY AND LIABILITIES** | | | **64,034.18** | | **65,537.32** |

**Material Accounting Policies** **1**

See accompanying notes to the standalone financial statements

As per our attached report of even date
For Kapoor Tandon & Co.,
Chartered Accountants
Firm Registration No. 000952C

**Rajesh Parasramka**
Partner
M. No. 074192

Place: UNNAO
Date: July 10, 2026

For and on behalf of the Board

**Mukhtarul Amin**
Chairman and Managing Director
(DIN: 00012108)

**Zafarul Amin**
Joint Managing Director
(DIN: 00015533)

**Krishna Dutt Misra**
Chief Financial Officer

**R. K. Agrawal**
Company Secretary

# STANDALONE STATEMENT OF PROFIT AND LOSS for the year ended March 31, 2026

| Particulars | Note No. | 2025-26 | | 2024-25 | |
|---|---|---|---|---|---|
| | | Rs. in Lacs | Rs. in Lacs | Rs. in Lacs | Rs. in Lacs |
| **INCOME:** | | | | | |
| Revenue from Operations | | | | | |
| (a) Sales / income from operations | **23 (a)** | 49,832.88 | | 47,969.68 | |
| (b) Other Operating Revenue | **23 (b)** | 2,112.37 | | 2,521.10 | |
| Total Revenue from operations | | | 51,945.25 | | 50,490.78 |
| Other income | **24** | | 1,431.21 | | 1,211.32 |
| **Total Income** | | | **53,376.46** | | **51,702.10** |
| **EXPENSE:** | | | | | |
| Cost of materials consumed | **25** | | 26,454.17 | | 25,232.95 |
| Purchase of stock-in-trade | **26** | | 2,438.24 | | 4,364.03 |
| Changes in inventories of finished goods, work-in-progress and stock-in-trade | **27** | | 70.74 | | -674.38 |
| Employee Benefits Expenses | **28** | | 5,292.07 | | 5,373.47 |
| Finance costs | **29** | | 1,427.65 | | 1,433.17 |
| Depreciation and Amortization Expenses | **30** | | 1,550.05 | | 1,410.93 |
| Other Expenses | **31** | | 13,907.52 | | 13,389.00 |
| **Total Expenses** | | | **51,140.44** | | **50,529.17** |
| Profit before Exceptional items and Tax | | | 2,236.02 | | 1,172.93 |
| Exceptional Items - Income / (Expense) (refer Note no. 37 and 55) | | | (402.50) | | 620.17 |
| Profit before Tax | | | 1,833.52 | | 1,793.10 |
| 1. Current Tax | | 679.59 | | 279.40 | |
| 2. Deferred Tax | | (167.47) | | 171.62 | |
| 3. Tax adjustment relating to earlier years | | 100.68 | | 290.14 | |
| 4. Tax adjustment relating to earlier years (Deferred Tax) | | - | | (289.39) | |
| | | | 612.80 | | 451.77 |
| Profit for the year | | | 1,220.72 | | 1,341.33 |
| Other comprehensive income | | | | | |
| (i) Items that will not be reclassified to profit or loss | | | | | |
| Re-measurements of the defined benefit plans | | 51.87 | | (60.59) | |
| (ii) Income tax related to items that will not be reclassified to profit or loss | | 12.97 | 38.90 | (15.15) | (45.44) |
| **Total comprehensive income for the period** | | | 1,259.62 | | 1,295.89 |
| **Earnings per equity share** | **32** | | | | |
| (Face Value per Share Rs. 10/-) | | | | | |
| 1. Basic | | | 11.07 | | 12.17 |
| 2. Diluted | | | 11.07 | | 12.17 |

**Material Accounting Policies** **1**

See accompanying notes to the standalone financial statements

As per our attached report of even date
For Kapoor Tandon & Co.,
Chartered Accountants
Firm Registration No. 000952C

**Rajesh Parasramka**
Partner
M. No. 074192

Place: UNNAO
Date: July 10, 2026

For and on behalf of the Board

**Mukhtarul Amin**
Chairman and Managing Director
(DIN: 00012108)

**Zafarul Amin**
Joint Managing Director
(DIN: 00015533)

**Krishna Dutt Misra**
Chief Financial Officer

**R. K. Agrawal**
Company Secretary

# STANDALONE STATEMENT OF CHANGES IN EQUITY for the year ended March 31, 2026

## A. Equity Share Capital

| Particulars | Rs. in Lacs |
|---|---|
| Balance as at April 01, 2024 | 1,102.50 |
| Changes in Equity Share Capital due to prior period errors | - |
| Restated balance as at April 01, 2024 | **1,102.50** |
| Changes in equity share capital during the year | - |
| Balance as at March 31, 2025 | **1,102.50** |
| Balance as at April 01, 2025 | 1,102.50 |
| Changes in Equity Share Capital due to prior period errors | - |
| Restated balance as at April 01, 2025 | **1,102.50** |
| Changes in equity share capital during the year | - |
| **Balance as at March 31, 2026** | **1,102.50** |

## B. Other Equity

Rs. in Lacs

| Particulars | Reserves and Surplus | | | | OCI - Other | Total Other Equity |
|---|---|---|---|---|---|---|
| | Capital Reserve | Securities Premium | General Reserve | Retained Earnings | | |
| Balance as at March 31, 2024 | 1,059.44 | 1,787.21 | 10,000.00 | 24,080.08 | 115.55 | 37,042.28 |
| Changes in Other Equity due to prior period errors | - | - | - | - | - | - |
| Restated balance as at April 01, 2024 | 1,059.44 | 1,787.21 | 10,000.00 | 24,080.08 | 115.55 | 37,042.28 |
| Profit for the year | | | | 1,341.33 | | 1,341.33 |
| Other Comprehensive Income (Net of Tax) | | | | (45.44) | | (45.44) |
| Dividend paid for the previous year | | | | (88.20) | | (88.20) |
| Transfer to General Reserve | | | 100.00 | (100.00) | | - |
| Balance as at March 31, 2025 | **1,059.44** | **1,787.21** | **10,100.00** | **25,187.77** | **115.55** | **38,249.97** |
| Changes in Other Equity due to prior period errors | - | - | - | - | - | - |
| Restated balance as at April 01, 2025 | 1,059.44 | 1,787.21 | 10,100.00 | 25,187.77 | 115.55 | 38,249.97 |
| Profit for the year | | | | 1,220.72 | | 1,220.72 |
| Other Comprehensive Income (Net of Tax) | | | | 38.90 | | 38.90 |
| Dividend paid for the previous year | | | | (88.20) | | (88.20) |
| Transfer to General Reserve | | | 100.00 | (100.00) | | - |
| **Balance as at March 31, 2026** | **1,059.44** | **1,787.21** | **10,200.00** | **26,259.19** | **115.55** | **39,421.39** |

**Material Accounting Policies** 1

See accompanying notes to the standalone financial statements

As per our attached report of even date
For Kapoor Tandon & Co.,
Chartered Accountants
Firm Registration No. 000952C

**Rajesh Parasramka**
Partner
M. No. 074192

Place: UNNAO
Date: July 10, 2026

For and on behalf of the Board

**Mukhtarul Amin**
Chairman and Managing Director
(DIN: 00012108)

**Zafarul Amin**
Joint Managing Director
(DIN: 00015533)

**Krishna Dutt Misra**
Chief Financial Officer

**R. K. Agrawal**
Company Secretary

# STANDALONE STATEMENT OF CASH FLOWS for the year ended March 31, 2026

| Particulars | 2025-26 Rs. in Lacs | 2024-25 Rs. in Lacs |
|---|---|---|
| **A. CASH FLOW FROM OPERATING ACTIVITIES** | | |
| **Profit before tax** | **1,833.52** | **1,793.10** |
| Adjustments for: | | |
| Depreciation/ Amortisation | 1,550.05 | 1,410.93 |
| Profit on Sale of Property Plant & Equipment | (137.26) | (654.56) |
| Loss on Sale of Property Plant & Equipment | 6.43 | 56.36 |
| Impairment Loss on Investment | 402.50 | - |
| Loss on Investment w/off / (Profit on Sale of Investments) | 50.26 | (0.47) |
| Interest income | (449.94) | (419.04) |
| Dividend Income | - | - |
| Finance Cost | 1,427.65 | 1,433.17 |
| Deferral of income on government grant | (46.32) | (51.87) |
| Remeasurement of net defined benefit plans | 51.87 | (60.59) |
| Bad Debts provided/written off | 217.67 | 10.14 |
| **Operating profit before working capital changes** | **4,906.43** | **3,517.17** |
| Adjustment for Changes in working capital: | | |
| (Increase)/ Decrease in trade receivables | 399.44 | (1,428.16) |
| (Increase)/ Decrease in inventories | 565.34 | (1,594.58) |
| (Increase)/ Decrease in other non current Loans/assets | (65.11) | (294.44) |
| (Increase)/ Decrease in other non-current financial assets | (400.00) | |
| (Increase)/ Decrease in other current financial assets | 302.92 | (385.35) |
| (Increase)/ Decrease in other current assets | 46.40 | (137.36) |
| Increase/ (Decrease) in trade payables | (558.28) | 1,908.57 |
| Increase/ (Decrease) in other financial liabilities | 262.90 | 73.24 |
| Increase/ (Decrease) in other current liabilities | (170.04) | 181.64 |
| Increase/ (Decrease) in Provisions | (1.59) | 44.04 |
| **Cash generated from operations** | **5,288.41** | **1,884.77** |
| Income taxes refunded / (paid), net | (655.89) | (545.60) |
| **Net cash generated from operating activities** | **4,632.52** | **1,339.17** |
| **B. CASH FLOW FROM INVESTING ACTIVITIES** | | |
| Purchase of Property Plant & Equipments | (1,336.01) | (1,734.82) |
| Purchase of Other Intangible assets | (2.53) | (19.95) |
| Proceeds from sale of property, plant and equipment | 405.56 | 1,629.72 |
| Sale of Investments (incl. proceeds received on winding-up of WOS) | - | 47.93 |
| Government Grant under IDLS | 0.00 | 210.32 |
| Dividend Income | - | - |
| Interest received | 449.94 | 419.04 |
| Increase/ (Decrease) in Other bank balances | 401.81 | (921.71) |
| **Net cash (used in) / generated from investing activities** | **(81.23)** | **(369.47)** |

# STANDALONE STATEMENT OF CASH FLOWS for the year ended March 31, 2026

| Particulars | 2025-26 Rs. in Lacs | 2024-25 Rs. in Lacs |
|---|---|---|
| **C. CASH FLOW FROM FINANCING ACTIVITIES** | | |
| Proceeds from long-term loans | - | 300.00 |
| Repayment of long-term loans | (882.40) | (414.19) |
| Proceeds/(repayment) from/of working capital loans | (1,455.99) | 239.54 |
| Dividend Paid | (90.19) | (97.27) |
| Finance costs paid | (1,428.43) | (1,436.46) |
| Net cash used in financing activities | **(3,857.01)** | **(1,408.38)** |
| INCREASE / (DECREASE) IN CASH AND CASH EQUIVALENTS | 694.28 | (438.68) |
| Cash and cash equivalents at the beginning of the year | 760.51 | 1,199.19 |
| Cash and cash equivalents at the end of the year | 1,454.79 | 760.51 |
| (refer Note No. 9 for break-up) | - | - |

**Material Accounting Policies** 1

See accompanying notes to the standalone financial statements

As per our attached report of even date
For Kapoor Tandon & Co.,
Chartered Accountants
Firm Registration No. 000952C

**Rajesh Parasramka**
Partner
M. No. 074192

Place: UNNAO
Date: July 10, 2026

For and on behalf of the Board

**Mukhtarul Amin**
Chairman and Managing Director
(DIN: 00012108)

**Zafarul Amin**
Joint Managing Director
(DIN: 00015533)

**Krishna Dutt Misra**
Chief Financial Officer

**R. K. Agrawal**
Company Secretary

# NOTES FORMING PART OF THE STANDALONE FINANCIAL STATEMENTS

for the year ended on 31st March, 2026

## Note 1:

### A. CORPORATE INFORMATION

Superhouse Limited ("the Company") is a public limited company domiciled in India having its registered office situated at 150 Feet Road, Jajmau, Kanpur – 208010 (UP). The Company was incorporated on 14th January, 1980, under the provisions of the Companies Act, 1956 applicable in India (presently governed by the Companies Act, 2013).

The Company's equity shares are listed at the Bombay Stock Exchange (BSE) and the National Stock Exchange (NSE).

The principal activities of the Company are manufacturing and exports of Leather, Leather Goods and Textile Goods.

These financial statements are approved and adopted by board of directors of the Company in their meeting held on June 30, 2026 and are subject to adoption by the shareholders in the ensuing Annual General Meeting.

### B. BASIS OF PREPARATION AND PRESENTATION

#### 1. Statement of compliance

The financial statements have been prepared in accordance with Indian Accounting Standards (Ind AS) notified under the Section 133 of the Companies Act, 2013 (the Act) read with the Companies (Indian Accounting Standards) Rules, 2015 and other relevant provisions of the Act. In addition, the guidance notes/announcements issued by the Institute of Chartered Accountants of India (ICAI) are also applied except where compliance with other statutory promulgations require a different treatment.

#### 2. Basis of preparation

The financial statements have been prepared on the historical cost convention on accrual basis except for following assets and liabilities which have been measured at fair value amount:

i) Certain financial assets and liabilities (including derivative instruments),

ii) Defined benefit plans - plan assets

Historical cost is generally based on the fair value of the consideration given in exchange of goods or services.

Fair value is the price that would be received to sell an asset or paid to transfer a liability in an orderly transaction between market participants at the measurement date, regardless of whether that price is directly observable or estimated using another valuation technique.

#### 3. Functional and presentation currency

Items included in the financial statements are measured using the currency of the primary economic environment in which the entity operates ('the functional currency'). The financial statements are presented in Indian Rupee (INR/Rupees), which is the Company's functional and presentation currency.

#### 4. Operating Cycle for current and non-current classification

The Company presents assets and liabilities in the Balance Sheet based on current/non-current classification.

An asset is classified as current when it is:

a) expected to be realised or intended to be sold or consumed in the normal operating cycle,

b) held primarily for the purpose of trading,

c) expected to be realised within twelve months after the reporting period, or

d) cash or cash equivalents unless restricted from being exchanged or used to settle a liability for at least twelve months after the reporting period.

All other assets are classified as non-current.

A liability is classified as current when:

a) it is expected to be settled in the normal operating cycle,

b) it is held primarily for the purpose of trading,

c) it is due to be settled within twelve months after the reporting period, or

d) there is no unconditional right to defer settlement of the liability for at least twelve months after the reporting period.

All other liabilities are classified as non-current.

Deferred tax assets and liabilities are classified as non-current.

Based on the nature of products/activities of the Company and the normal time between purchase of raw materials and their realisation in cash or cash equivalents, the Company has determined its operation cycle within 12 months for the purpose of classification of its assets and liabilities as current and non-current.

# NOTES FORMING PART OF THE STANDALONE FINANCIAL STATEMENTS

for the year ended on 31st March, 2026

## 5. Critical estimate and Judgements

The preparation of financial statements in conformity with Ind AS requires management to make judgements, estimates and assumptions that affect the application of the accounting policies and the reported amounts of assets and liabilities, the disclosure of contingent assets and liabilities at the date of the financial statements, and the reported amounts of revenues and expenses during the year. Actual results could differ from those estimates. The estimates and underlying assumptions are reviewed on an ongoing basis.

The areas involving critical estimates or judgements are:

- Employee benefits (estimation of defined benefit obligation)

  Post-employment benefits represent obligations that will be settled in the future and require assumptions to project benefit obligations. Post-employment benefit accounting is intended to reflect the recognition of future benefit costs over the employee's approximate service period, based on the terms of the plans and the investment and funding decisions made. The accounting requires the Company to make assumptions regarding variables such as discount rate and salary growth rate. Changes in these key assumptions can have a significant impact on the defined benefit obligations.

- Estimation of expected useful lives of property, plant and equipment

  Management reviews its estimate of the useful lives of property, plant and equipment at each reporting date, based on the expected utility of the assets. Uncertainties in these estimates relate to technical and economic obsolescence that may change the utility of property, plant and equipment.

- Contingencies

  Legal proceedings covering a range of matters are pending against the Company. Due to the uncertainty inherent in such matters, it is often difficult to predict the final outcome. The cases and claims against the Company often raise difficult and complex factual and legal issues that are subject to many uncertainties and complexities, including but not limited to the facts and circumstances of each particular case/claim, the jurisdiction and the differences in applicable law. In the normal course of business, the Company consults with legal counsel and other experts on matters related to litigations. The Company accrues a liability when it is determined that an adverse outcome is probable and the amount of the loss can be reasonably estimated. In the event an adverse outcome is possible or an estimate is not determinable, the matter is disclosed.

- Valuation of deferred tax assets

  Deferred income tax expense is calculated based on the differences between the carrying value of assets and liabilities for financial reporting purposes and their respective tax bases that are considered temporary in nature. Valuation of deferred tax assets is dependent on management's assessment of future recoverability of the deferred benefit. Expected recoverability may result from expected taxable income in the future, planned transactions or planned optimising measures. Economic conditions may change and lead to a different conclusion regarding recoverability.

- Fair value measurements

  When the fair values of financial assets and financial liabilities recorded in the Balance Sheet cannot be measured based on quoted prices in active markets, their fair values are measured using valuation techniques, including market multiples model (Market Approach) and Capitalisation method (Income Approach) which involve various judgements and assumptions.

- impairment of Property, plant and equipment, Right-of-use assets, intangible assets (other than goodwill) and Capital work-in-progress

  The Company estimates the value in use of the cash generating unit (CGU) based on future cash flows after considering current economic conditions and trends, estimated future operating results and growth rates and anticipated future economic and regulatory conditions. The estimated cash flows are developed using internal forecasts. The cash flows are discounted using a suitable discount rate in order to calculate the present value.

- Impairment of Investments in Subsidiaries, Joint Ventures and Associates

  The Company reviews its carrying value of investments carried at cost (net of impairment, if any) annually. If the estimated recoverable amount is less than its carrying amount, the impairment loss is accounted for in the statement of profit and loss.

  For the purpose of assessing impairment, assets are grouped at the lowest levels for which there are separately identifiable cash inflows which are largely independent of the cash inflows from other assets or groups of assets.

# NOTES FORMING PART OF THE STANDALONE FINANCIAL STATEMENTS

for the year ended on 31st March, 2026

Revisions to accounting estimates are recognised prospectively in the period in which the estimate is revised if the revision affects only that period; they are recognised in the period of the revision and future periods if the revision affects both current and future periods.

## C. MATERIAL ACCOUNTING POLICIES

### 1. Property, plant and equipment (PPE)

Property, plant and equipment are stated at cost, net of recoverable taxes, trade discount and rebates less accumulated depreciation and impairment losses, if any. For this purpose, cost includes deemed cost which represent the carrying value of property, plant and equipment recognised at 1st April 2016 measured as per the previous GAAP. Such cost includes purchase price, borrowing cost and any cost directly attributable to bringing the assets to its working condition for its intended use.

Subsequent costs are included in the asset's carrying amount or recognised as a separate asset, as appropriate, only when it is probable that future economic benefits associated with the item will flow to the entity and the cost can be measured reliably.

Assets are classified to the appropriate categories of property, plant and equipment when completed and ready for intended use.

Expenses incurred relating to project, including borrowing cost net of income earned during the project development stage prior to its intended use, are considered as pre - operative expenses and recognised as cost and included in carrying amount under Capital Work - in - Progress.

Spare parts are capitalized when they meet the definition of PPE, i.e., when the Company intends to use these during more than a period of 12 months.

An item of Property, Plant and Equipment is derecognised upon disposal or when no future economic benefits are expected to arise from the continued use of assets. Any gain or loss on disposal/derecognition of an item of property, plant and equipment is recognised in profit or loss.

### 2. Investment property

Investment properties are land and buildings that is held for long-term rental yields or for capital appreciation or both, and that is not occupied by the Company, is classified as investment property. Investment Property are stated at cost, net of recoverable taxes, trade discount and rebates less accumulated depreciation and impairment losses, if any. For this purpose, cost includes deemed cost which represent the carrying value of property, plant and equipment recognised at 1st April 2016 measured as per the previous GAAP. Such cost includes purchase price, borrowing cost and any cost directly attributable to bringing the assets to its working condition for its intended us.

Depreciation on Investment Property is provided over the estimated useful lives as specified in note 1(B)(8) below. The residual values, estimated useful lives and depreciation method of investment properties are reviewed, and adjusted on prospective basis as appropriate, at each reporting date. The effects of any revision are included in the Standalone Statement of Profit and Loss when the changes arise.

Investment Property or any significant part initially recognised of such property is derecognised upon disposal or when no future economic benefits are expected from its use or do not meet the criteria of investment property i.e. when the investment property is permanently withdrawn from use. Any gain or loss arising on derecognition of the asset (calculated as the difference between the net disposal proceeds and the carrying amount of the asset) is included in the income statement when the asset is derecognised.

### 3. Depreciation

Depreciable amount for assets is the cost of an asset, or other amount substituted for cost, less its estimated residual value. Depreciation has been provided on such cost of assets less their residual values on straight line method on the basis of estimated useful life of assets as prescribed in Schedule II of the Act.

Estimated useful lives of the property, plant and equipment as estimated by the management is the same as prescribed in Schedule II and the same are as follows:

| | |
|---|---|
| Factory buildings | - 30 years |
| Other buildings | - 5 to 60 years |
| Plant and equipments | - 3 to 40 years |
| Furniture and fixtures | - 8 to 10 years |
| Office equipments | - 5 years |
| Computers | - 3 years |
| Vehicles | - 8 to 10 years |

Freehold land is not depreciated/amortised.

Assets held under financial leases are depreciated over their expected useful lives on the same basis as owned assets or, wherever shorter, the term of relevant lease.

Depreciation on additions (disposals) is provided on a pro rata basis that is from (up to) the date on which asset is ready for use (disposed of) except that, assets costing upto Rs. 5,000 each are fully depreciated in the year of purchase.

# NOTES FORMING PART OF THE STANDALONE FINANCIAL STATEMENTS

for the year ended on 31st March, 2026

The estimated useful lives and methods of depreciation of property, plant and equipment are reviewed annually at each financial year end taking into account commercial and technological obsolescence as well as normal wear & tear and adjusted prospectively, if appropriate.

## 4. Intangible Assets

Intangible Assets are stated at cost of acquisition net of recoverable taxes, trade discount and rebates less accumulated amortisation/depletion and impairment loss, if any. Such cost includes purchase price, borrowing costs, and any cost directly attributable to bringing the asset to its working condition for the intended use.

Subsequent costs are included in the asset's carrying amount or recognised as a separate asset, as appropriate, only when it is probable that future economic benefits associated with the item will flow to the entity and the cost can be measured reliably.

Following initial recognition, intangible assets are carried at cost less any accumulated amortisation and accumulated impairment losses, if any.

An item of intangible asset is derecognised upon disposal or when no future economic benefits are expected to arise from the continued use of asset.

Gains or losses arising from derecognition of an intangible asset are measured as the difference between the net disposal proceeds and the carrying amount of the asset and are recognised in the Statement of Profit and Loss when the asset is derecognised.

The Company has elected to continue with the carrying value of all of its intangible assets recognised as on April 1, 2016 measured as per the previous GAAP and use that carrying value as its deemed cost as of transition date.

Internally generated intangible assets, excluding capitalized development costs, are not capitalized and expenditure is reflected in the statement of profit and loss for the year in which the expenditure is incurred.

Amortization is calculated to write off the cost of intangible assets less their estimated residual values over the estimated useful lives using the Straight-Line Method (SLM) and is included in Depreciation and Amortization expense in the Statement of Profit and Loss unless such expenditure forms part of carrying value of another asset. The estimated useful lives of computer software are considered not exceeding five years.

The amortisation period and the amortisation method for an intangible asset are reviewed at least at the end of each reporting period and adjusted prospectively, if appropriate.

Intangible assets not ready for the intended use on the date of the Balance Sheet are disclosed as "Intangible Assets under Development".

## 5. Impairment of tangible and intangible assets other than goodwill

The Company assesses, at each reporting date, whether there is an indication that an asset may be impaired. If any indication exists, or when annual impairment testing for an asset is required, the Company estimates the asset's recoverable amount. An asset's recoverable amount is the higher of an asset's or cash-generating unit's (CGU) fair value less costs of disposal and its value in use.

Impairment loss is recognized when the carrying amount of an asset exceeds recoverable amount. Impairment losses are recognised in the Statement of Profit and Loss.

For assets excluding goodwill, an assessment is made at each reporting date to determine whether there is an indication that previously recognized impairment losses no longer exist or have decreased.

If such indication exists, the Company estimates the asset's or CGU's recoverable amount. A previously recognised impairment loss is reversed. The reversal is limited so that the carrying amount of the asset does not exceed its recoverable amount, nor exceed the carrying amount that would have been determined, net of depreciation, had no impairment loss been recognised for the asset in prior years.

## 6. Leases

**Company as a Lessee**

The Company assesses whether a contract contains a lease, at inception of a contract. A contract is, or contains, a lease if the contract conveys the right to control the use of an identified asset for a define period of time in exchange for consideration. To assess whether a contract conveys the right to control the use of an identified assets, the Company assesses whether: (i) the contact involves the use of an identified asset (ii) the Company has substantially all of the economic benefits from use of the asset through the period of the lease and (iii) the Company has the right to direct the use of the asset.

# NOTES FORMING PART OF THE STANDALONE FINANCIAL STATEMENTS

for the year ended on 31st March, 2026

As a lessee, The Company recognises a right of use asset and a lease liability at the lease commencement date. The right of use asset is initially measured at cost, which comprises the initial amount of the lease liability adjusted for any lease payments made at or before the commencement date, plus any initial direct costs incurred and an estimate of costs to dismantle and remove the underlying asset or to restore the underlying asset or the site on which it is located, less any lease incentives received.

The right of use asset is subsequently depreciated using the straight-line method from the commencement date to the earlier of the end of the useful life of the right of use asset or the end of the lease term. The estimated useful lives of right of use assets are determined on the same basis as those of property and equipment. In addition, the right of use asset is periodically reduced by impairment losses, if any, and adjusted for certain remeasurements of the lease liability.

The lease liability is initially measured at the present value of the lease payments that are not paid at the commencement date, discounted using the interest rate implicit in the lease or, if that rate cannot be readily determined, the Company's incremental borrowing rate. For leases with reasonably similar characteristics, the Company, on a lease-by-lease basis, may adopt either the incremental borrowing rate specific to the lease or the incremental borrowing rate for the portfolio as a whole.

Lease payments included in the measurement of the lease liability comprise the fixed payments, including in-substance fixed payments and lease payments in an optional renewal period if the Company is reasonably certain to exercise an extension option;

The lease liability is measured at amortised cost using the effective interest method.

The Company has elected not to recognise right of use assets and lease liabilities for short-term leases that have a lease term of 12 months or less and leases of low-value assets. The Company recognises the lease payments associated with these leases as an expense on a straight-line basis over the lease term. The Company applied a single discount rate to a portfolio of leases of similar assets in similar economic environment with a similar end date.

**Company as a Lessor**

Leases in which the Company does not transfer substantially all the risks and rewards of ownership of an asset are classified as operating leases. Where the Company is a lessor under an operating lease, the asset is capitalised within property, plant and equipment and depreciated over its useful economic life. Payments received under operating leases are recognised in the Statement of Profit and Loss on a straight-line basis over the term of the lease. Leases are classified as finance leases when substantially all of the risks and rewards of ownership transfer from the Company to the lessee. Amounts due from lessees under finance leases are recorded as receivables at the Company's net investment in the leases. Finance lease income is allocated to accounting periods so as to reflect a constant periodic rate of return on the net investment outstanding in respect of the lease.

## 7. Inventories

Inventories are valued at cost or net realisable value, whichever is lower. The basis of determining the cost for various categories of inventory are as follows:

(a) Raw materials, Chemicals, Components, stores & spares and Stock in Trade – Cost includes cost of purchase (Net of recoverable taxes) and other costs incurred in bringing the inventories to their present location and condition. Cost is determined on FIFO basis.

(b) Stock in process and finished goods- Direct cost plus appropriate share of overheads.

(c) Saleable Scrap/Waste/By products - At estimated realisable value.

(d) Inter unit goods transfer – transfer price

(e) Import Entitlement / Licences – At estimated realisable/ Utilisation value

Net realisable value is the estimated selling price in the ordinary course of business, less estimated costs of completion and the estimated costs necessary to make the sale.

The net realisable value of work-in-progress is determined with reference to the selling prices of related finished products.

Normal Excess/ shortages, if any, arising on physical verification are absorbed in the respective consumption accounts.

## 8. Foreign Currency Transaction and translation

The Company's financial statements are presented in Indian Rupee (INR/Rupees), which is also the Company's functional

# NOTES FORMING PART OF THE STANDALONE FINANCIAL STATEMENTS

for the year ended on 31st March, 2026

currency. Transactions in foreign currencies are recorded on initial recognition at the exchange rate prevailing on the date of the transaction.

In case of advance receipts/payments in a foreign currency, the spot exchange rate to use on initial recognition of the related asset, expense or income on the derecognition of a non-monetary asset or non-monetary liability relating to advance consideration, shall be the date when an entity has received or paid advance consideration in a foreign currency.

Foreign Currency monetary items of the Company, outstanding at the Balance Sheet date are restated at the year-end rates. Non-monetary items which are carried at historical cost denominated in a foreign currency are reported using the exchange rate at the date of the transaction. Non-monetary items measured at fair value in a foreign currency are translated using the exchange rates at the date when the fair value is determined.

Exchange differences that arise on settlement of monetary items or on reporting at each Balance Sheet date of the Company's monetary items at the closing rate are recognised as income or expenses in the period in which they arise.

Investment in overseas Wholly Owned Subsidiaries are carried in Balance Sheet at the rates prevailing on the dates of transaction.

## 9. Investment in Subsidiaries and Associates

Investment in subsidiaries and associates are carried at cost less accumulated impairment, if any.

## 10. Fair Value measurement

Fair value is the price that would be received to sell an asset or paid to transfer a liability in an orderly transaction between market participants at the measurement date. The fair value measurement is based on the presumption that the transaction to sell the asset or transfer the liability takes place either:

- In the principal market for the asset or liability, or
- In the absence of a principal market, in the most advantageous market which can be accessed by the Company for the asset or liability.

The fair value of an asset or a liability is measured using the assumptions that market participants would use when pricing the asset or liability, assuming that market participants act in their economic best interest.

The Company uses valuation techniques that are appropriate in the circumstances and for which sufficient data are available to measure fair value, maximising the use of relevant observable inputs and minimising the use of unobservable inputs.

All assets and liabilities for which fair value is measured or disclosed in the financial statements are categorised within the fair value hierarchy, described as follows, based on the lowest level input that is significant to the fair value measurement as a whole:

- Level 1 Quoted (unadjusted) market prices in active markets for identical assets or liabilities
- Level 2 Valuation techniques for which the lowest level input that is significant to the fair value measurement is directly or indirectly observable
- Level 3 Valuation techniques for which the lowest level input that is significant to the fair value measurement is unobservable

For assets and liabilities that are recognised in the financial statements on a recurring basis, the Company determines whether transfers have occurred between levels in the hierarchy by re-assessing categorisation (based on the lowest level input that is significant to the fair value measurement as a whole) at the end of each reporting period.

For the purpose of fair value disclosures, the Company has determined classes of assets and liabilities on the basis of the nature, characteristics and risks of the asset or liability and the level of the fair value hierarchy as explained above.

## 11. Financial Assets

**Initial recognition and measurement**

All financial assets are recognised initially at fair value plus, in the case of financial assets not recorded at fair value through profit or loss, transaction costs that are attributable to the acquisition of the financial asset. Purchases or sales of financial assets that require delivery of assets within a time frame established by regulation or convention in the market place (regular way trades) are recognised on the trade date, i.e., the date that the Company commits to purchase or sell the asset.

**Subsequent measurement**

Subsequent measurement is determined with reference to the classification of the respective financial assets. Based on the business model for managing the financial assets and the contractual cash flow characteristics of the financial asset, the Company classifies financial assets as subsequently measured at amortised cost, fair value

# NOTES FORMING PART OF THE STANDALONE FINANCIAL STATEMENTS

for the year ended on 31st March, 2026

through other comprehensive income or fair value through profit and loss.

**Debt instruments at amortised cost**

Debt instruments such as trade and other receivables, security deposits and loans given are measured at the amortised cost if both the following conditions are met:

- The asset is held within a business model whose objective is to hold assets for collecting contractual cash flows, and
- Contractual terms of the asset give rise on specified dates to cash flows that are solely payments of principal and interest (SPPI) on the principal amount outstanding.

After initial measurement, such financial assets are subsequently measured at amortised cost using the effective interest rate (EIR) method. Amortised cost is calculated by taking into account any discount or premium on acquisition and fees or costs that are an integral part of the EIR. The EIR amortisation is included in finance income in the profit or loss. The losses arising from impairment are recognised in the profit or loss.

**Debt instruments at Fair value through Other Comprehensive Income (FVOCI)**

A 'debt instrument' is classified as at the FVTOCI if both of the following criteria are met:

- The objective of the business model is achieved both by collecting contractual cash flows and selling the financial assets, and
- The asset's contractual cash flows represent SPPI.

Debt instruments included within the FVTOCI category are measured initially as well as at each reporting date at fair value. Fair value movements are recognized in the other comprehensive income (OCI).

**Debt instruments at Fair value through Profit or Loss (FVTPL)**

FVTPL is a residual category for debt instruments excluding investments in subsidiary and associate companies. Any debt instrument, which does not meet the criteria for categorization as at amortized cost or as FVTOCI, is classified as at FVTPL.

After initial measurement, any fair value changes including any interest income, foreign exchange gain and losses, impairment losses and other net gains and losses are recognised in the Statement of Profit and Loss.

**Equity investments**

All equity investments in scope of Ind-AS 109 are measured at fair value. Equity instruments which are held for trading are classified as at FVTPL. For all other equity instruments, the company decides to classify the same either as at FVTOCI or FVTPL. The company makes such election on an instrument-by-instrument basis. The classification is made on initial recognition and is irrevocable.

Equity instruments included within the FVTPL category are measured at fair value with all changes recognized in the Profit or loss.

**De-recognition**

A financial asset (or, where applicable, a part of a financial asset or part of a group of similar financial assets) is primarily derecognised (i.e. removed from the Company's Balance Sheet) when

- The rights to receive cash flows from the asset have expired, or
- The Company has transferred its rights to receive cash flows from the asset or has assumed an obligation to pay the received cash flows in full without material delay to a third party under a 'pass-through' arrangement; and either:
- The Company has transferred substantially all the risks and rewards of the asset, or
- The Company has neither transferred nor retained substantially all the risks and rewards of the asset, but has transferred control of the asset.

On de-recognition, any gains or losses on all debt instruments (other than debt instruments measured at FVOCI) and equity instruments (measured at FVTPL) are recognised in the Statement of Profit and Loss. Gains and losses in respect of debt instruments measured at FVOCI and that are accumulated in OCI are reclassified to profit or loss on de-recognition. Gains or losses on equity instruments measured at FVOCI that are recognised and accumulated in OCI are not reclassified to profit or loss on de-recognition.

## 12. Impairment of financial assets

The Company applies expected credit loss (ECL) model for measurement and recognition of impairment loss on the following financial assets and credit risk exposure:

a) Financial assets that are debt instruments, and are measured at amortised cost e.g., loans, debt securities, deposits, trade receivables and bank balance.

# NOTES FORMING PART OF THE STANDALONE FINANCIAL STATEMENTS

for the year ended on 31st March, 2026

b) Financial assets measured at fair value through other comprehensive income.

In case of other assets (listed as a) above), the company determines if there has been a significant increase in credit risk of the financial asset since initial recognition. If the credit risk of such assets has not increased significantly, an amount equal to 12-month ECL is measured and recognized as loss allowance. However, if credit risk has increased significantly, an amount equal to lifetime ECL is measured and recognized as loss allowance.

## 13. Financial Liabilities

**Initial recognition and measurement**

All financial liabilities are recognised initially at fair value and, in the case of loans and borrowings and payables, net of directly attributable transaction costs.

The Company's financial liabilities include trade and other payables, loans and borrowings including bank overdrafts, and derivative financial instruments.

**Subsequent measurement**

The measurement of financial liabilities depends on their classification, as described below:

**Financial Liabilities at Fair Value through Profit or Loss (FVTPL)**

Financial liabilities at fair value through profit or loss include financial liabilities designated upon initial recognition as at fair value through profit or loss.

Financial liabilities designated upon initial recognition at fair value through profit or loss are designated at the initial date of recognition, and only if the criteria in Ind-AS 109 are satisfied. For liabilities designated as FVTPL, fair value gains/ losses attributable to changes in own credit risk is recognized in OCI. These gains/ losses are not subsequently transferred to profit or loss. However, the company may transfer the cumulative gain or loss within equity. All other changes in fair value of such liability are recognised in the statement of profit or loss.

**Financial Liabilities at amortised cost**

Financial liabilities classified and measured at amortised cost such as loans and borrowings are initially recognized at fair value, net of transaction cost incurred. After initial recognition, financial liabilities are subsequently measured at amortised cost using the Effective interest rate (EIR) method. Gains and losses are recognised in profit or loss when the liabilities are derecognised as well as through the EIR amortisation process.

Amortised cost is calculated by taking into account any discount or premium on acquisition and fees or costs that are an integral part of the EIR. The EIR amortisation is included as finance costs in the statement of profit and loss.

**Derecognition**

A financial liability is derecognised when the obligation under the liability is discharged or cancelled or expires. When an existing financial liability is replaced by another from the same lender on substantially different terms, or the terms of an existing liability are substantially modified, such an exchange or modification is treated as the de-recognition of the original liability and the recognition of a new liability. The difference in the respective carrying amounts is recognised in the statement of profit or loss.

## 14. Derivative financial instruments

The Company uses derivative financial instruments to manage the commodity price risk and exposure on account of fluctuation in interest rate and foreign exchange rates. Such derivative financial instruments are initially recognized at fair value on the date on which a derivative contract is entered into and are subsequently measured at fair value with changes being recognized in Statement of Profit and Loss. Derivatives are carried as financial assets when the fair value is positive and as financial liabilities when the fair value is negative.

Any gains or losses arising from changes in the fair value of derivatives are taken through profit and loss.

## 15. Borrowings

Borrowings are initially recognised at fair value, net of transaction costs incurred. Borrowings are subsequently measured at amortised cost. Any differences between the proceeds (net of transaction costs) and the redemption amount is recognised in Profit or loss over the period of the borrowing using the effective interest method. Fees paid on the establishment of loan facilities are recognised as transaction costs of the loan to the extent that it is probable that some or all of the facilities will be drawn down. In this case, the fee is deferred until the drawdown occurs.

The borrowings are removed from the Balance sheet when the obligation specified in the contract is discharged, cancelled or expired. The difference between the carrying amount of the financial liability that has been extinguished or transferred to another party and the consideration paid including any noncash asset transferred or liabilities assumed, is recognised in profit or loss as other gains/ (losses).

# NOTES FORMING PART OF THE STANDALONE FINANCIAL STATEMENTS

for the year ended on 31st March, 2026

Borrowings are classified as current liabilities unless the group has an unconditional right to defer settlement of the liability of at least 12 months after the reporting period. Where there is a breach of a material provision of a long-term loan arrangement on or before the end of the reporting period with the effect that the liability becomes payable on demand on the reporting date, the entity does not classify the liability as current, if the lender agreed, after the reporting period and before the approval of the financial statement for issue, not to demand payment as a consequence of the breach.

## 16. Borrowing costs

Borrowing costs consist of interest and other costs that an entity incurs in connection with the borrowing of funds. Borrowing cost also includes exchange differences to the extent regarded as an adjustment to the borrowing costs.

Borrowing costs, allocated to and utilised for qualifying assets (that necessarily takes a substantial period of time to get ready for its intended use), pertaining to the period from commencement of activities relating to construction/ development of the qualifying asset upto the date of capitalisation (asset is ready for intended use) of such asset is added to the cost of the assets.

Interest income earned on temporary investment of specific borrowing pending expenditure on qualifying asset is deducted from the borrowing costs eligible for capitalisation.

All other borrowing costs are expensed in the period in which they occur.

## 17. Offsetting of financial instruments

Financial assets and financial liabilities are offset, and the net amount is reported in the standalone balance sheet if there is a currently enforceable legal right to offset the recognised amounts and there is an intention to settle on a net basis, to realise the assets and settle the liabilities simultaneously. The legally enforceable right must not be contingent on future events and must be enforceable in the normal course of business and in the event of default, insolvency or bankruptcy of the company, or the counterparty.

## 18. Provisions, Contingent liabilities and Contingent Assets

Provisions are recognized when there is a present obligation (legal or constructive) as a result of a past event, it is probable that an outflow of resources embodying economic benefits will be required to settle the obligation and a reliable estimate can be made of the amount of the obligation. Provisions are reviewed at each balance sheet date and are adjusted to reflect the current best estimate.

If the effect of the time value of money is material, provisions are discounted using a current pre-tax rate that reflects, when appropriate, the risks specific to the liability. When discounting is used, the increase in the provision due to the passage of time is recognized as a finance cost.

Contingent liabilities are possible obligations whose existence will only be confirmed by future events not wholly within the control of the Company, or present obligations where it is not probable that an outflow of resources will be required, or the amount of the obligation cannot be measured with sufficient reliability. Information on contingent liability is disclosed in the Notes to the Financial Statements.

Contingent assets are not recognised but disclosed when the inflow of economic benefits is probable. However, when the realisation of income is virtually certain, then the related asset is no longer a contingent asset, but it is recognised as an asset.

## 19. Claims

Claims against the Company not acknowledged as debts are disclosed after a careful evaluation of the facts and legal aspects of the matter involved.

## 20. Government Grant

Government grants are recognised where there is reasonable assurance that the grant will be received and all attached conditions will be complied with.

A government grant that becomes receivable as compensation for expenses or losses incurred in previous period(s). Such a grant is recognised in profit or loss of the period in which it becomes receivable.

Government grants shall be recognised in profit or loss on a systematic basis over the periods in which the Company recognises as expenses the related costs for which the grants are intended to compensate.

Government grants related to assets are presented in the balance sheet as deferred income and is recognised in profit or loss on a systematic basis over the expected useful life of the related assets or other relevant basis.

Government grants by way of financial assistance on the basis of certain qualifying criteria are recognised as they become receivable.

In the unlikely event that a grant previously recognised is ultimately not received, it is treated as a change in estimate

# NOTES FORMING PART OF THE STANDALONE FINANCIAL STATEMENTS

for the year ended on 31st March, 2026

and the amount cumulatively recognised is expensed in the Statement of Profit and Loss.

## 21. Revenue Recognition

**Revenue from Contracts with Customers**

Revenue is recognized to the extent that it is probable that the economic benefits will flow to the Company and the revenue can be reliably measured.

Revenue from Contract(s) is recognised by following five steps model from revenue recognition as prescribed in Ind AS 115 which namely are identifying of the contract(s) with a customer; identifying the separate performance obligation in the contract; determining the transaction price; allocating the transaction price to each separate performance obligation and recognising revenue when (or as) each performance obligation is satisfied. The model specifies that revenue should be recognised when (or as) an entity transfer control of promised goods or services to a customer at the amount to which the entity expects to be entitled in exchange of those goods or services.

Revenue is measured at the fair value of the consideration received or receivable for goods supplied and services rendered, net of returns, rebates and discounts to customers. Revenue exclude Goods & Services Tax (GST) and amounts collected on behalf of third party or Government, if any.

**Sale of Goods**

Most of the Company's revenue is derived from selling goods with revenue recognised at a point in time when control of the goods is transferred to the customer and retains none of the significant risks and rewards of the goods in question.

As per Ind AS 115, the Company determines whether there is a significant financing component in its contracts. However, the Company has decided to use practical expedient provided in Ind AS 115 and not to adjust the promised amount of consideration for the effects of a significant financing components in the contracts, where the Company expects, at contract inception that the period of completion of contract terms are one year or less. Therefore, for short-term advances, the company does not account for a financing component. No long - term advances from customers are generally received by the Company.

**Sale of Service**

Revenue from sale of services is recognised at an amount entitled in exchange for transferring services at a point in time to a customer.

**Contract Balances**

Trade Receivables

A trade receivable is recognised for the company's right to an amount of consideration, in exchange of goods or services transferred to a customer, that is unconditional i.e. only the passage of time is required before payment of the consideration is due.

**Contract Liabilities**

A Contract liability is recognised for the consideration paid by a customer before the transfer of goods or services to the company. The contract liabilities are recognised as revenue when the company performs under the contract.

**Interest Income**

Interest income is accrued on using on a time basis by the effective interest rate with reference to the principal outstanding.

**Dividend Income**

Dividend income from investments is recognised when the shareholder's right to receive payment has been established i.e. in case of interim dividend, on the date of declaration by the Board of Directors; whereas in case of final dividend, on the date of approval by the shareholders.

**Export Incentives**

Export Incentives are recognised when certainty of receipt is established.

**Insurance Claim**

Insurance claims are accounted for on the basis of claims admitted / expected to be admitted and to the extent that the amount recoverable can be measured reliably and it is reasonable to expect ultimate collection.

**Other Income**

Other income is accounted for on accrual basis except where the receipt of income is uncertain and, in such cases, it is accounted for on receipt basis.

## 22. Employee benefits

The Company makes contributions to both defined benefit and defined contribution schemes which are mainly administered through/by duly constituted and approved Trusts and the Government.

**Defined Contribution Scheme**

In case of provident fund administered through Regional Provident Fund Commissioner, the Company has no obligation, other than the contribution payable to the provident fund.

In case of members of constituted and approved trusts, the Company recognises contribution payable to such trusts

# NOTES FORMING PART OF THE STANDALONE FINANCIAL STATEMENTS

for the year ended on 31st March, 2026

as an expense including any shortfall in interest between the amount of interest realised by the investment and the interest payable to members at the rate declared by the Government of India.

The Company's contributions paid / payable during the year to provident fund administered through Approved Trust, Regional Provident Fund Commissioner, Superannuation Fund and Employees' State Insurance Corporation are recognised in the Statement of Profit and Loss as an expense when employees have rendered services entitling them to contributions.

**Defined Benefit Scheme**

Gratuity: Cost of providing the Benefit is determined on an actuarial basis at the end of the year and charged to Statement of Profit and Loss. The cost of providing these benefits is determined by independent actuary using the projected unit credit method.

Re-measurements, comprising of actuarial gains and losses and the effect of the asset ceiling, (excluding amounts included in net interest on the net defined benefit liability and return on plan assets), are recognised immediately in the balance sheet with a corresponding debit or credit to retained earnings through other comprehensive income in the period in which they occur. It is included in retained earnings in the statement of changes in equity and in the balance sheet.

**Short-term Employee Benefits**

The undiscounted amount of short-term employee benefits expected to be paid in exchange for the services rendered by employees are recognised during the year when the employees render the service. These benefits include salaries, wages, performance incentive and compensated absences which are expected to occur within twelve months after the end of the period in which the employee renders the related service. The cost of such compensated absences is accounted as under:

Leave encashment: Accrued Leaves are encashed annually at the end of the calendar year and not accumulated. Provision for the same is done on the basis of leaves accrued as at the end of the reporting period.

## 23. Taxes on Income

Income tax comprises Current and Deferred Tax. It is recognised in the Statement of Profit or Loss except to the extent that it relates to business combination or to an item recognised directly in other equity or in other comprehensive income. Tax relating to items recognised directly in equity/ other comprehensive income is recognised in respective head.

**Current Tax**

Current income tax assets and/or liabilities comprise those obligations to, or claims from, fiscal authorities relating to the current or prior reporting periods, that are unpaid at the reporting date. Current tax is payable on taxable profit, which differs from profit or loss in the financial statements. Calculation of current tax is based on tax rates and tax laws that have been enacted or substantively enacted by the end of the reporting period.

Current tax assets and current tax liabilities are offset only if there is a legally enforceable right to set off the recognised amounts, and it is intended to realise the asset and settle the liability on a net basis or simultaneously.

**Deferred Tax**

Deferred tax is recognised on differences between the carrying amounts of assets and liabilities in the Balance sheet and the corresponding tax bases used in the computation of taxable profit and are accounted for using the liability method. Deferred tax liabilities are generally recognised for all taxable temporary differences, and deferred tax assets are generally recognized for all deductible temporary differences, carry forward tax losses and allowances to the extent that it is probable that future taxable profits will be available against which those deductible temporary differences, carry forward tax losses and allowances can be utilised. Deferred tax assets and liabilities are measured at the applicable tax rates. Deferred tax assets and deferred tax liabilities are off set, and presented as net.

Deferred tax assets and deferred tax liabilities are offset only if a legally enforceable right exists to set off current tax assets against current tax liabilities and the deferred taxes relate to the same taxable entity and the same taxation authority.

The carrying amount of deferred tax assets is reviewed at each Balance Sheet date and is adjusted to the extent that it is no longer probable that sufficient taxable profit will be available to allow all or part of the asset to be recovered.

## 24. Dividend Distribution

Dividends and interim dividends payable to a Company's shareholders are recognized as changes in equity in the period in which they are approved by the shareholder's meeting and the Board of Directors respectively.

## 25. Statement of Cash Flow and Cash & Cash Equivalents

Cash flows are stated using the indirect method, whereby profit/loss before tax is adjusted for the effects of transactions of a non-cash nature, any deferrals or accruals of past or future operating cash receipts or payments and

# NOTES FORMING PART OF THE STANDALONE FINANCIAL STATEMENTS

for the year ended on 31st March, 2026

items of incomes and expenses associated with investing or financing flows. The cash flows from operating, investing and financing activities of the Company are segregated.

and exclude item which are not available for general use on the date of balance sheet.

Cash and cash equivalents include cash and cheques in hand, bank balances, demand deposits with banks and other short term highly liquid investments that are readily convertible to known amounts of cash and which are subject to an insignificant risk of changes in value where original maturity is three months or less and exclude item which are not available for general use on the date of balance sheet.

## 26. Earnings per share

Basic earnings per share is computed by dividing the profit / (loss) after tax (including the post-tax effect of extraordinary items, if any) by the weighted average number of equity shares outstanding during the year. Diluted earnings per share is computed by dividing the profit / (loss) after tax (including the post-tax effect of extraordinary items, if any) as adjusted for dividend, interest and other charges to expense or income (net of any attributable taxes) relating to the dilutive potential equity shares, by the weighted average number of equity shares considered for deriving basic earnings per share and the weighted average number of equity shares which could have been issued on the conversion of all dilutive potential equity shares.

Potential equity shares are deemed to be dilutive only if their conversion to equity shares would decrease the net profit per share from continuing ordinary operations. Potential dilutive equity shares are deemed to be converted as at the beginning of the period, unless they have been issued at a later date. The dilutive potential equity shares are adjusted for the proceeds receivable had the shares been actually issued at fair value (i.e. average market value of the outstanding shares). Dilutive potential equity shares are determined independently for each period presented. The number of equity shares and potentially dilutive equity shares are adjusted for share splits / reverse share splits and bonus shares, as appropriate.

## 27. Exceptional Items

An item of income or expense which by its size, nature, type or incidence requires disclosure in order to improve an understanding of the performance of the Company is treated as an exceptional item and disclosed as such in the financial statements.

## 28. Segment Reporting – Operating Segment

The Company's operating segments are established on the basis of those components of the Company that are evaluated regularly by the Board of Directors (the 'Chief Operating Decision Maker' as defined in Ind AS 108 - 'Operating Segments'), in deciding how to allocate resources and in assessing performance. These have been identified taking into account nature of products and services, the differing risks and returns and the internal business reporting systems.

Revenue and Expenses have been identified to a segment on the basis of relationship to operating activities of the segment. Revenue and Expenses which relate to enterprise as a whole and are not allocable to a segment on reasonable basis have been disclosed as "Un-allocable"

Segment Assets and Segment Liabilities represent Assets and Liabilities in respective segments. Assets and liabilities that cannot be allocated to a segment on reasonable basis have been disclosed as "Un-allocable".

## 29. Recent Indian Accounting Standard (Ind AS)

Ministry of Corporate Affairs ("MCA") notifies new standards or amendments to the existing standards under Companies (Indian Accounting Standards) Rules as issued from time to time. For the year ended March 31, 2026, MCA has notified amendment to Ind AS 21 The Effects of Changes in Foreign Exchange Rates, effective from 1 April 2025. These amendments define currency exchangeability, provide guidance on estimating spot exchange rates when a currency is not exchangeable and include related disclosure requirements. The Company has reviewed the new pronouncements and based on its evaluation has determined that it does not have any significant impact in its financial statements.

# NOTES FORMING PART OF THE STANDALONE FINANCIAL STATEMENTS

for the year ended on 31st March, 2026

## 2 (a) Property, plant & equipment, Intangible assets and Capital Work in Progress (CWIP)

Rs. in Lacs

| Particulars | A. Property, plant and equipment | | | | | | | | | | B. Intangible Assets | | Total (A + B) | C. Capital work in progress |
|---|---|---|---|---|---|---|---|---|---|---|---|---|---|---|
| | Land Leasehold (Right-to-use Asset) | Land Freehold | Factory building | Other buildings | Plant & Equipment | Furniture & Fixtures | Office Equipment | Computer | Vehicle | Total (A) | Computer Software (Bought Out) | Total (B) | | |
| **Gross carrying value*** | | | | | | | | | | | | | | |
| **As at April 01, 2024** | **1,146.58** | **49.18** | **10,584.57** | **1,971.12** | **15,212.74** | **787.28** | **400.21** | **213.79** | **1,094.11** | **31,459.58** | **82.28** | **82.28** | **31,541.86** | **578.17** |
| Additions | - | - | 883.02 | 28.79 | 748.02 | 54.37 | 60.84 | 20.93 | 46.57 | 1,842.54 | 19.95 | 19.95 | 1,862.49 | 756.22 |
| (Sale/Deletions) | (230.62) | - | (270.65) | - | (898.16) | (11.83) | (3.20) | (5.84) | (292.02) | (1,712.32) | (0.18) | (0.18) | (1,712.50) | (1,126.19) |
| Adjustments | - | - | 24.57 | (27.16) | (12.46) | 0.06 | 0.17 | - | (0.51) | (15.33) | - | - | (15.33) | - |
| **As at April 01, 2025** | **915.96** | **49.18** | **11,221.51** | **1,972.75** | **15,050.14** | **829.88** | **458.02** | **228.88** | **848.15** | **31,574.47** | **102.05** | **102.05** | **31,676.52** | **208.20** |
| Additions | - | - | 597.55 | 387.96 | 580.42 | 31.48 | 29.82 | 31.71 | 214.03 | 1,872.97 | 2.53 | **2.53** | 1,875.50 | 524.30 |
| (Sale/Deletions) | - | - | - | (4.87) | (136.84) | (0.44) | (1.48) | (0.41) | (174.20) | (318.24) | - | - | (318.24) | (664.83) |
| Adjustments | - | - | 0.02 | - | (0.02) | 1.70 | (1.70) | (0.01) | - | (0.01) | - | - | (0.01) | - |
| **As at March 31, 2026** | **915.96** | **49.18** | **11,819.08** | **2,355.84** | **15,493.70** | **862.62** | **484.66** | **260.17** | **887.98** | **33,129.19** | **104.58** | **104.58** | **33,233.77** | **67.67** |
| **Accumulated Depreciation/Amortisation *** | | | | | | | | | | | | | | |
| **As at April 1, 2024** | **112.97** | **-** | **2,407.82** | **133.52** | **6,586.21** | **300.82** | **180.36** | **157.83** | **560.45** | **10,439.98** | **55.75** | **55.75** | **10,495.73** | **-** |
| for the year | 11.07 | - | 338.35 | 28.64 | 826.63 | 55.04 | 31.52 | 23.59 | 82.95 | 1,397.79 | 13.14 | 13.14 | 1,410.93 | - |
| (Sale/Deletions) | (21.50) | - | (79.20) | (3.76) | (388.22) | (7.82) | (2.93) | (4.16) | (160.09) | (667.68) | (0.18) | (0.18) | (667.86) | - |
| Adjustments | - | - | 3.57 | - | 12.80 | 0.06 | 0.17 | (0.12) | - | 16.48 | - | - | 16.48 | - |
| **As at March 31, 2025** | **102.54** | **-** | **2,670.54** | **158.40** | **7,037.42** | **348.10** | **209.12** | **177.14** | **483.31** | **11,186.57** | **68.71** | **68.71** | **11,255.28** | **-** |
| for the year | 10.91 | - | 386.34 | 35.71 | 887.83 | 72.24 | 41.50 | 22.79 | 80.61 | 1,537.93 | 12.12 | 12.12 | 1,550.05 | - |
| (Sale/Deletions) | - | - | - | (0.01) | (91.43) | (0.11) | (0.01) | (0.27) | (131.69) | (223.52) | - | - | (223.52) | - |
| Adjustments | - | - | - | - | - | - | - | - | - | - | - | - | - | - |
| **As at March 31, 2026** | **113.45** | **-** | **3,056.88** | **194.10** | **7,833.82** | **420.23** | **250.61** | **199.66** | **432.23** | **12,500.98** | **80.83** | **80.83** | **12,581.81** | **-** |
| **Net Carrying amount (WDV)** | | | | | | | | | | | | | | |
| **As at March 31, 2026** | **802.51** | **49.18** | **8,762.20** | **2,161.74** | **7,659.88** | **442.39** | **234.05** | **60.51** | **455.75** | **20,628.21** | **23.75** | **23.75** | **20,651.96** | **67.67** |
| As at March 31, 2025 | 813.42 | 49.18 | 8,550.97 | 1,814.35 | 8,012.72 | 481.78 | 248.90 | 51.74 | 364.84 | 20,387.90 | 33.34 | 33.34 | 20,421.24 | 208.20 |
| As at March 31, 2024 | 1,033.61 | 49.18 | 8,176.75 | 1,837.60 | 8,626.53 | 486.46 | 219.85 | 55.96 | 533.66 | 21,019.60 | 26.53 | 26.53 | 21,046.13 | 578.17 |

*At deemed cost as per IND-AS 101 as at 01.04.2016 and additions at cost thereafter

# NOTES FORMING PART OF THE STANDALONE FINANCIAL STATEMENTS

for the year ended on 31st March, 2026

(i) Building include Gross Block Rs. 30.40 Lacs (March 31, 2025 Rs. 30.40 Lacs) and Net block Rs. 17.33 Lacs (March 31, 2025: Rs. 17.78 Lacs) in respect two flats, purchased by the company in earlier years, title deed in respect of which is yet to be executed. {refer Note no. 51(a)}

(ii) Building further include Gross Block Rs. 734.30 Lacs (March 31, 2025 Rs. 734.30 Lacs) and Net Block Rs. 657.80 Lacs (March 31, 2025 Rs. 671.80 Lacs) in respect of capital expenditure incurred by the company on rented premises.

(iii) Furniture & Fixtures include Gross Block Rs. 196.16 Lacs (March 31, 2025: Rs. 196.16 Lacs) and Net Block Rs. 158.38 Lacs (March 31, 2025 Rs. 178.09 Lacs) in respect of capital expenditure incurred by the company on rented premises.

(iv) **Leased Assets**

The Company has obtained land(s) on long-term lease basis for a period ranging from 70 to 99 years. The Company has paid the entire lease premium as an upfront consideration at the commencement of the lease. Consequently, there are no future lease payments payable, and no lease liability has been recognized. The upfront premium paid constitutes the cost of the Right-of-Use (ROU) asset. There are no restrictive covenants or options to purchase the asset at the end of the lease term.

(v) **Assets given as security for borrowings**

All the items of Property, Plant and Equipment of the Company have been given to lenders as security for various borrowing facilities.

(vi) **Capital-Work-in Progress (CWIP) -**

(a) Ageing schedule for Capital-work-in progress

Rs. in Lacs

| Particulars | As at March 31, 2026 | | | | | As at March 31, 2025 | | | | |
|---|---|---|---|---|---|---|---|---|---|---|
| | Amount in CWIP for a period of | | | | Total | Amount in CWIP for a period of | | | | Total |
| | Less than 1 year | 1 - 2 years | 2 - 3 years | More than 3 years | | Less than 1 year | 1 - 2 years | 2 - 3 years | More than 3 years | |
| (i) Projects in progress | 67.67 | - | - | - | 67.67 | 208.20 | - | - | - | 208.20 |
| (ii) Projects temporarily suspended | - | - | - | - | - | - | - | - | - | - |
| **Total** | **67.67** | **-** | **-** | **-** | **67.67** | **208.20** | **-** | **-** | **-** | **208.20** |

(b) CWIP, whose completion is overdue or has exceeded its cost compared to its original plan: NIL NIL

(vii) **Intangible assets under development (Intangible CWIP)** **NIL** **NIL**

**2.1** The management has carried out an exercise of identifying the asset that may have been impaired, during the year, in respect of each cash generating unit. On the basis of review carried out by the management, there was no impairment loss on PPE during the year.

# NOTES FORMING PART OF THE STANDALONE FINANCIAL STATEMENTS

for the year ended on 31st March, 2026

## 3. Financial Assets: Investments - Non Current

| Particulars | | | As at March 31, 2026 | | As at March 31, 2025 | |
|---|---|---|---|---|---|---|
| | | | No. of Shares | Rs. in Lacs | No. of Shares | Rs. in Lacs |
| **Equity Shares Unquoted** | | | | | | |
| **A.** | **INVESTMENT IN SUBSIDIARIES** | | | | | |
| | (i) | Superhouse (U.K.) Ltd. | | | | |
| | | Ordinary Shares of GBP 1 each fully paid | 1,50,000 | 106.19 | 1,50,000 | 106.19 |
| | (ii) | Superhouse (USA) International Inc. | | | | |
| | | Non assessable Shares, no par value | | | | |
| | | amounting to USD 113,070 | - | - | 240 | 50.26 |
| | (iii) | Superhouse Middle East FZC | | | | |
| | | Shares of DHR 2000 each fully paid up | 100 | 24.19 | 100 | 24.19 |
| | (iv) | Briggs Industrial Footwear Ltd. | | | | |
| | | Ordinary Shares of GBP 1 each fully paid | 4,08,441 | 1,344.61 | 4,08,441 | 1,344.61 |
| | (v) | Linea De Seguridad S.L.U. | | | | |
| | | Shares of Euro 6.01 each fully paid | 81,899 | 1,382.89 | 81,899 | 1,785.39 |
| | | {net of Impairment Rs. 402.50 Lacs (March 31, 2025: Nil) - refer note 37.A} | | | | |
| | (vi) | LA Compagnie Francaise De Protection SARL | | | | |
| | | Shares of Euro 1000 each fully paid up | 346 | 321.06 | 346 | 321.06 |
| | (vii) | Creemos International Ltd. | | | | |
| | | Equity Shares of Rs. 10/- each fully paid | 13,17,150 | 225.29 | 13,17,150 | 225.29 |
| | (viii) | Allen Cooper Ltd. | | | | |
| | | Equity Shares of Rs. 10/- each fully paid | 44,50,000 | 403.03 | 44,50,000 | 403.03 |
| | | **Total - A** | | **3,807.26** | | **4,260.02** |
| **B.** | **INVESTMENT IN ASSOCIATES** | | | | | |
| | (i) | Steven Industries Ltd. | | | | |
| | | Equity Shares of Rs. 10/- each fully paid | 21,00,000 | 210.00 | 21,00,000 | 210.00 |
| | (ii) | Unnao Tanneries Pollution Control Company | | | | |
| | | Equity Shares of Rs. 10/- each fully paid | 1,53,080 | 15.31 | 1,53,080 | 15.31 |
| | (iii) | Knowledgehouse Ltd. | | | | |
| | | Equity Shares of Rs. 10/- each fully paid | 8,60,000 | 86.00 | 8,60,000 | 86.00 |
| | (iv) | Amin International Ltd. | | | | |
| | | Equity Shares of Rs. 10/- each fully paid | 3,04,900 | 30.49 | 3,04,900 | 30.49 |
| | | **Total - B** | | **341.80** | | **341.80** |
| **C.** | **OTHERS** | | | | | |
| | (i) | Industrial Infrastructure Services India | | | | |
| | | Equity Shares of Rs. 10/- each fully paid | 1,85,120 | 18.51 | 1,85,120 | 18.51 |
| | (ii) | Kanpur Unnao Leather Cluster Development Co. Ltd. Equity Shares of Rs. 10/- each fully paid | 4,26,500 | 148.82 | 4,26,500 | 148.82 |
| | (iii) | Chowdhary Overseas Ltd. | | | | |
| | | Equity Shares of Rs. 10/- each fully paid | 39,300 | 55.02 | 39,300 | 55.02 |
| | | **Total - C** | | **222.35** | | **222.35** |
| **Equity Shares Quoted** | | | | | | |
| D. | (i) | Super Tannery Ltd. | | | | |
| | | Equity Shares of Rs. 1/- each fully paid | 3,000 | 0.07 | 3,000 | 0.07 |
| | (ii) | Mideast Integrated Steels Ltd. (Delisted) | | | | |
| | | Equity Shares of Rs.10/- each fully paid | 20,000 | - | 20,000 | - |

# NOTES FORMING PART OF THE STANDALONE FINANCIAL STATEMENTS

for the year ended on 31st March, 2026

| Particulars | As at March 31, 2026 | | As at March 31, 2025 | |
|---|---|---|---|---|
| | No. of Shares | Rs. in Lacs | No. of Shares | Rs. in Lacs |
| (iii) Somani Iron & Steels Ltd. (Delisted) | | | | |
| Equity Shares of Rs.10/- each fully paid | 8,700 | - | 8,700 | - |
| **Total - D** | | **0.07** | | **0.07** |
| **Total (A+B+C+D)** | | **4,371.48** | | **4,824.24** |
| Aggregate Book Value of Quoted Investments | | 0.07 | | 0.07 |
| Market Value of Quoted Investments | | 0.16 | | 0.28 |
| Aggregate Book Value of Unquoted Investments | | 4,371.41 | | 4,824.17 |
| Note: Investment is net of impairment | | | | |
| Aggregate impairment in Value of Investments | | 409.18 | | 6.68 |

## 4. Financial Assets: Loans - Non Current

| Particulars | As at March 31, 2026 | | As at March 31, 2025 | |
|---|---|---|---|---|
| | Rs. in Lacs | Rs. in Lacs | Rs. in Lacs | Rs. in Lacs |
| **Unsecured considered good** | | | | |
| Loan to Subsidiaries {refer Note no. 48 (C) (iii)} | | 316.74 | | 254.52 |
| **Total** | | **316.74** | | **254.52** |

## 5. Financial Assets: Other - Non Current

| Particulars | As at March 31, 2026 | | As at March 31, 2025 | |
|---|---|---|---|---|
| | Rs. in Lacs | Rs. in Lacs | Rs. in Lacs | Rs. in Lacs |
| Fixed Deposit with bank - having maturity for more than 12 months | | 400.00 | | - |
| **Total** | | **400.00** | | **-** |

## 6. Other Non Current Assets

| Particulars | As at March 31, 2026 | | As at March 31, 2025 | |
|---|---|---|---|---|
| | Rs. in Lacs | Rs. in Lacs | Rs. in Lacs | Rs. in Lacs |
| **Unsecured considered good** | | | | |
| Capital Advance | | 255.48 | | 497.48 |
| Security Deposits | | 258.38 | | 255.49 |
| GST Under Protest | | 242.54 | | 242.54 |
| TDS Under Protest | | 10.00 | | 10.00 |
| **Total** | | **766.40** | | **1,005.51** |

## 7. Inventories (At cost or net realisable value whichever is lower)

| Particulars | As at March 31, 2026 | | As at March 31, 2025 | |
|---|---|---|---|---|
| | Rs. in Lacs | Rs. in Lacs | Rs. in Lacs | Rs. in Lacs |
| Raw Materials | | 2,948.58 | | 3,411.20 |
| Work in Progress | | 3,575.87 | | 4,824.55 |
| Finished Goods | | 4,164.63 | | 3,052.04 |
| {including stock at port Rs. 590.84 Lacs (March 2025: Rs. 218.57 Lacs)} | | | | |
| Chemical, Components, Stores and spares | | 2,905.30 | | 2,937.28 |
| Import Entitlements / licences in hand | | 107.00 | | 41.65 |
| **Total** | | **13,701.38** | | **14,266.72** |

(a) All the Inventories have been given as security for various working facilities from banks.

(b) During the year Rs. 129.62 Lacs (March 2025: Rs. 132.94 Lacs) was recognised as expense towards write-down of inventory.

# NOTES FORMING PART OF THE STANDALONE FINANCIAL STATEMENTS

for the year ended on 31st March, 2026

## 8. Financial Assets - Current: Trade Receivable

| Particulars | As at March 31, 2026 | | As at March 31, 2025 | |
|---|---|---|---|---|
| | Rs. in Lacs | Rs. in Lacs | Rs. in Lacs | Rs. in Lacs |
| Secured Considered Good | | | | |
| Unsecured Considered Good | 13,618.50 | | 14,235.61 | |
| Unsecured which have significant increase in credit risk | 125.18 | | 97.08 | |
| Unsecured credit impaired | 54.09 | | 39.79 | |
| | | 13,797.77 | | 14,372.48 |
| Less: Impairment loss allowance | | | | |
| Allowance for doubtful debts | 125.18 | | 97.08 | |
| Provision for Expected Credit Loss (ECL) | 54.09 | | 39.79 | |
| | | 179.27 | | 136.87 |
| **Total** | | **13,618.50** | | **14,235.61** |

All the Trade Receivables have been given as security for various working facilities from banks.

Trade Receivable include Rs. 3922.91 Lacs (March 2025: Rs. 3909.52 Lacs) due from related parties (Refer Note no. 48)

### 8.1 Trade Receivable ageing Schedule:

Rs. In Lacs

| Particulars | Not Due | Outstanding from due date | | | | | Total |
|---|---|---|---|---|---|---|---|
| | | Less than 6 months | 6 months - 1 year | 1 year to 2 years | 2 years to 3 years | More than 3 years | |
| **As at March 31, 2026** | | | | | | | |
| **Undisputed Trade Receivables** | | | | | | | |
| (i) Considered Good | 5,277.72 | 5,376.75 | 873.85 | 1,361.85 | 337.98 | 336.44 | 13,564.59 |
| (ii) Which have significant increase in credit risk | - | - | 27.26 | 32.97 | - | 5.80 | 66.03 |
| (iii) Credit impaired | - | - | 3.86 | 12.23 | 7.79 | 29.13 | 53.01 |
| **Disputed Trade Receivables** | | | | | | | |
| (i) Considered Good | - | - | - | - | - | 53.91 | 53.91 |
| (ii) Which have significant increase in credit risk | - | - | - | - | - | 59.15 | 59.15 |
| (iii) Credit impaired | - | - | - | - | - | 1.08 | 1.08 |
| **Total** | **5,277.72** | **5,376.75** | **904.97** | **1,407.05** | **345.77** | **485.51** | **13,797.77** |
| **As at March 31, 2025** | | | | | | | |
| **Undisputed Trade Receivables** | | | | | | | |
| (i) Considered Good | 2,452.07 | 9,069.42 | 1,050.72 | 1,263.13 | 164.57 | 187.18 | 14,187.09 |
| (ii) Which have significant increase in credit risk | - | - | 2.67 | 9.61 | 3.67 | 5.91 | 21.86 |
| (iii) Credit impaired | - | - | 3.25 | 10.96 | 9.66 | 10.53 | 34.40 |
| **Disputed Trade Receivables** | | | | | | | |
| (i) Considered Good | - | - | - | - | - | 48.52 | 48.52 |
| (ii) Which have significant increase in credit risk | - | - | - | - | - | 75.22 | 75.22 |
| (iii) Credit impaired | - | - | - | - | - | 5.39 | 5.39 |
| **Total** | **2,452.07** | **9,069.42** | **1,056.64** | **1,283.70** | **177.90** | **332.75** | **14,372.48** |

# NOTES FORMING PART OF THE STANDALONE FINANCIAL STATEMENTS

for the year ended on 31st March, 2026

## 9. Financial Assets - Current: Cash and Cash Equivalents

| Particulars | As at March 31, 2026 | | As at March 31, 2025 | |
|---|---|---|---|---|
| | Rs. in Lacs | Rs. in Lacs | Rs. in Lacs | Rs. in Lacs |
| **Balances with banks** | | | | |
| on current accounts | | 1,428.80 | | 664.42 |
| Cheques and Draft on Hand/Remittance in Transit | | 0.05 | | 51.86 |
| Cash on hand | | 25.94 | | 44.23 |
| **Total** | | **1,454.79** | | **760.51** |

## 10. Financial Assets - Current: Bank Balances other than cash and cash equivalents

| Particulars | As at March 31, 2026 | | As at March 31, 2025 | |
|---|---|---|---|---|
| | Rs. in Lacs | Rs. in Lacs | Rs. in Lacs | Rs. in Lacs |
| (a) Margin money deposits (restricted, held as lien against bank guarantees/ LCs/OD) | | 4,155.81 | | 5,415.93 |
| (b) Fixed Deposit with bank having maturity 3 months to 12 months | | 860.30 | | - |
| (c) Earmarked balances with banks - Unclaimed Dividend | | 39.57 | | 41.56 |
| **Total** | | **5,055.68** | | **5,457.49** |

## 11. Other Current Financial Assets

| Particulars | As at March 31, 2026 | | As at March 31, 2025 | |
|---|---|---|---|---|
| | Rs. in Lacs | Rs. in Lacs | Rs. in Lacs | Rs. in Lacs |
| **Unsecured considered good** | | | | |
| (a) Interest accrued on deposits with banks | | 1,036.14 | | 656.91 |
| (b) Export Incentive receivable | | 323.88 | | 342.36 |
| (c) Other claims receivable | | 20.00 | | 5.52 |
| (d) Balance with Govt/Revenue authority | | 1,306.06 | | 1,984.21 |
| **Total** | | **2,686.08** | | **2,989.00** |

## 12. Other Current Assets

| Particulars | As at March 31, 2026 | | As at March 31, 2025 | |
|---|---|---|---|---|
| | Rs. in Lacs | Rs. in Lacs | Rs. in Lacs | Rs. in Lacs |
| **Unsecured considered good** | | | | |
| (a) Advances to trade payable | | 368.93 | | 282.05 |
| (b) Advance recoverable in cash or kind or for value to be received | | 403.37 | | 446.05 |
| (c) Prepaid expenses | | 158.50 | | 249.10 |
| **Total** | | **930.80** | | **977.20** |

## 13. Equity Share Capital

| Particulars | As at March 31, 2026 | | As at March 31, 2025 | |
|---|---|---|---|---|
| | No. of Shares | Rs. in Lacs | No. of Shares | Rs. in Lacs |
| **Authorised** | | | | |
| Equity Shares of Rs. 10/-each | 1,50,00,000 | 1,500.00 | 1,50,00,000 | 1,500.00 |
| **Issued** | | | | |
| Equity Shares of Rs. 10/-each | 1,49,72,718 | 1,497.27 | 1,49,72,718 | 1,497.27 |
| **Subscribed and fully paid-up *** | | | | |
| Equity Shares of Rs. 10/-each | 1,10,25,000 | 1,102.50 | 1,10,25,000 | 1,102.50 |
| **Total** | **1,10,25,000** | **1,102.50** | **1,10,25,000** | **1,102.50** |

* include 275,300 Equity Shares of Rs. 10/- each fully paid-up held by Allen Cooper Ltd., Subsidiary of the company.

# NOTES FORMING PART OF THE STANDALONE FINANCIAL STATEMENTS

for the year ended on 31st March, 2026

**(A) Reconciliation of the number of equity shares and share capital**

| Particulars | As at March 31, 2026 | | As at March 31, 2025 | |
|---|---|---|---|---|
| | No. of Shares | Rs. in Lacs | No. of Shares | Rs. in Lacs |
| **Subscribed and fully paid-up equity shares** | | | | |
| Outstanding at the beginning of the year | 1,10,25,000 | 1,102.50 | 1,10,25,000 | 1,102.50 |
| Shares issued during the year | - | - | - | - |
| Outstanding at the end of the year | 1,10,25,000 | 1,102.50 | 1,10,25,000 | 1,102.50 |

**(B) Detail of Shares held by the promoters:**

| S. No. | Name of the Promoter | As at Mar 31,2026 | | As at Mar 31,2025 | | Changes during the year | |
|---|---|---|---|---|---|---|---|
| | | No. of Shares | % of Shares held | No. of Shares | % of Shares held | No of shares | % |
| (i) | Mr. Mukhtarul Amin | 13,24,487 | 12.01% | 13,24,487 | 12.01% | - | 0.00% |
| (ii) | Mrs. Sahina Mukhtar | 5,05,560 | 4.59% | 5,05,560 | 4.59% | - | 0.00% |
| (iii) | Mr. Zafarul Amin | 1,81,988 | 1.65% | 1,81,988 | 1.65% | - | 0.00% |
| (iv) | Mrs. Nausheen Shadab | 1,69,441 | 1.54% | 1,69,441 | 1.54% | - | 0.00% |
| (v) | Mrs. Shada Fatima | 41,282 | 0.37% | 41,282 | 0.37% | - | 0.00% |
| (vi) | Mr. Mohd. Shadab | 14,400 | 0.13% | 14,400 | 0.13% | - | 0.00% |
| (vii) | Mr. Yusuf Amin | 1,32,350 | 1.20% | 1,32,350 | 1.20% | - | 0.00% |
| (viii) | Amin International Limited | 4,65,054 | 4.22% | 4,65,054 | 4.22% | - | 0.00% |
| (ix) | Superhouse Accessories Limited | 5,50,000 | 4.99% | 5,50,000 | 4.99% | - | 0.00% |
| (x) | Modriba Hygiene Solutions Limited | 5,50,000 | 4.99% | 5,50,000 | 4.99% | - | 0.00% |
| (xi) | Steven Industries Limited | 13,15,119 | 11.93% | 13,15,119 | 11.93% | - | 0.00% |
| (xii) | Allen Cooper Limited | 2,75,300 | 2.50% | 2,75,300 | 2.50% | - | 0.00% |
| (xiii) | Chowdhary Overseas Limited | 5,25,893 | 4.77% | 5,25,893 | 4.77% | - | 0.00% |
| | **Total** | **60,50,874** | **54.88%** | **60,50,874** | **54.88%** | **-** | **0.00%** |

| S. No. | Name of the Promoter | As at Mar 31,2025 | | As at Mar 31,2024 | | Changes during the year | |
|---|---|---|---|---|---|---|---|
| | | No. of Shares | % of Shares held | No. of Shares | % of Shares held | No of shares | % |
| (i) | Mr. Mukhtarul Amin | 13,24,487 | 12.01% | 13,24,487 | 12.01% | - | 0.00% |
| (ii) | Mrs. Sahina Mukhtar | 5,05,560 | 4.59% | 5,05,560 | 4.59% | - | 0.00% |
| (iii) | Mr. Zafarul Amin | 1,81,988 | 1.65% | 1,81,988 | 1.65% | - | 0.00% |
| (iv) | Mrs. Nausheen Shadab | 1,69,441 | 1.54% | 1,69,441 | 1.54% | - | 0.00% |
| (v) | Mrs. Shada Fatima | 41,282 | 0.37% | 41,282 | 0.37% | - | 0.00% |
| (vi) | Mr. Mohd. Shadab | 14,400 | 0.13% | 14,400 | 0.13% | - | 0.00% |
| (vii) | Mr. Yusuf Amin | 1,32,350 | 1.20% | 1,32,350 | 1.20% | - | 0.00% |
| (viii) | Amin International Limited | 4,65,054 | 4.22% | 4,65,054 | 4.22% | - | 0.00% |
| (ix) | Superhouse Accessories Limited | 5,50,000 | 4.99% | 5,50,000 | 4.99% | - | 0.00% |
| (x) | Modriba Hygiene Solutions Limited | 5,50,000 | 4.99% | 5,50,000 | 4.99% | - | 0.00% |
| (xi) | Steven Industries Limited | 13,15,119 | 11.93% | 13,15,119 | 11.93% | - | 0.00% |
| (xii) | Allen Cooper Limited | 2,75,300 | 2.50% | 2,75,300 | 2.50% | - | 0.00% |
| (xiii) | Chowdhary Overseas Limited | 5,25,893 | 4.77% | 5,25,893 | 4.77% | - | 0.00% |
| | **Total** | **60,50,874** | **54.88%** | **60,50,874** | **54.88%** | **-** | **0.00%** |

# NOTES FORMING PART OF THE STANDALONE FINANCIAL STATEMENTS

for the year ended on 31st March, 2026

**(C) Terms and rights attached to equity shares**

The company has only one class of equity shares having a par value of Rs. 10/- per share. Each holder of equity shares is entitled to one vote per share. The company declares and pays dividends in Indian Rupees. The dividend proposed by the Board of Directors is subject to the approval of the shareholders in the ensuing Annual General Meeting.

In the event of liquidation of the company, the holders of equity shares will be entitled to receive remaining assets of the company, after distribution of all preferential amounts. The distribution will be in proportion to the number of equity shares held by the shareholders.

**(D) Details of shareholders holding more than 5% shares in the company**

| Particulars | As at March 31, 2026 | | As at March 31, 2025 | |
|---|---|---|---|---|
| | No. of Shares | % | No. of Shares | % |
| (i) Mr. Mukhtarul Amin | 13,24,487 | 12.01% | 13,24,487 | 12.01% |
| (ii) Steven Industries Limited | 13,15,119 | 11.93% | 13,15,119 | 11.93% |

| Particulars | 2025-26 | 2024-25 |
|---|---|---|
| | No. of Shares | No. of Shares |
| (E) Equity Shares allotted as fully paid pursuant to contract(s) without payment being received in cash during the immediately preceding five years | NIL | NIL |
| (F) Equity Shares allotted as fully paid up Bonus Shares during the immediately preceding five years | NIL | NIL |
| (G) Equity shares buy-back in immediately preceding five years | NIL | NIL |
| (H) Shares held by holding/ultimate holding company and/or their subsidiaries/ associates | NIL | NIL |

**(I) Dividend paid and proposed**

Detail of dividend paid during the year and proposed for the year is as under:

| Particulars | 2025-26 | | 2024-25 | |
|---|---|---|---|---|
| | No. of Shares | Rs. in Lacs | No. of Shares | Rs. in Lacs |
| **Dividend declared and paid during the year on Equity Share** | | | | |
| Final Dividend for the year ended March 31, 2025 @ Rs. 0.80 per Equity Share | 1,10,25,000 | 88.20 | 1,10,25,000 | 88.20 |
| (Previous year: for the year ended March 31, 2024 @ Rs. 0.80 per Equity Share) | | | | |
| **Dividend proposed on Equity Share** | | | | |
| Final Dividend proposed for the year ended March 31, 2026 @ Rs. 0.80 per Equity Share | 1,10,25,000 | 88.20 | 1,10,25,000 | 88.20 |
| (Previous year: for the year ended March 31, 2025 @ Rs. 0.80 per Equity Share) | | | | |

Dividend proposed is subject to approval of share holders in AGM and is not recognised as liability in the balance sheet.

# NOTES FORMING PART OF THE STANDALONE FINANCIAL STATEMENTS

for the year ended on 31st March, 2026

## 14. Other equity

| Particulars | As at March 31, 2026 | | As at March 31, 2025 | |
|---|---|---|---|---|
| | Rs. in Lacs | Rs. in Lacs | Rs. in Lacs | Rs. in Lacs |
| Capital Reserve | | 1,059.44 | | 1,059.44 |
| Securities Premium | | 1,787.21 | | 1,787.21 |
| General Reserve | | 10,200.00 | | 10,100.00 |
| Other Comprehensive income | | 115.55 | | 115.55 |
| Retained Earnings | | 26,259.19 | | 25,187.77 |
| **Total** | | **39,421.39** | | **38,249.97** |

**(A) Capital Reserve**

It represent the gain of capital nature which mainly include the excess of value of net assets acquired over consideration paid by the company for business combination in earlier years.

**(B) Securities Premium**

Securities premium is used to record the premium on issue of shares. This reserve is utilized in accordance with the provisions of the Act.

**(C) General Reserve**

The Company has transferred a portion of the net profit of the Company before declaring dividend to general reserve pursuant to the earlier provisions of Companies Act, 1956. Mandatory transfer to general reserve is not required under the Companies Act, 2013.

**(D) Retained Earnings**

Retained earnings are the profits that the Company has earned till date, less any transfers to general reserve, dividends paid or other distributions out of reserves to shareholders.

**(E) Other Comprehensive Income - Others**

It represent gain/(loss) on Unquoted Long Term Investments recognised on fair value through other comprehensive income.

## 15. Financial Liabilities - Non-current: Borrowings

| Particulars | As at March 31, 2026 | | As at March 31, 2025 | |
|---|---|---|---|---|
| | Rs. in Lacs | Rs. in Lacs | Rs. in Lacs | Rs. in Lacs |
| **Secured** | | | | |
| (a) Term loans from banks - INR | | 314.76 | | 523.61 |
| (b) Term loans (Vehicle) from banks - INR | | 68.11 | | - |
| **Total** | | **382.87** | | **523.61** |
| **Amount of default as on the Balance Sheet date:** | | | | |
| (a) Repayment of loan | | NIL | | NIL |
| (b) Interest on Loan | | NIL | | NIL |

**Security and Repayment terms:**

(a) The classification of loans between current liabilities and non-current liabilities continues based on repayment schedule under respective loan agreements as no loans have been recalled due to non compliance of conditions under any of the loan agreements.

(b) Secured rupee term loans from banks: Secured against first and exclusive charge over the assets purchased out of loan. Secured collaterally by extension of charge over remaining block assets and current assets of the company. Further secured by personal guarantee of promoter director of the company (Mr Mukhtarual Amin, Mr. Zafarul Amin & Mrs Sahina Mukhtar).

(c) Loans availed from banks in INR carry interest rate of One year Repo Rate+spread-concession (i.e 8.05% as at March 31, 2026) and repayable in 54 Equated Monthly Instalments (EMIs) starting from April 2024.

(d) Vehicle Loans availed from banks in INR carry interest rate of Repo Rate+spread (i.e 7.55% as at March 31, 2026) and repayable in 36 Equated Monthly Instalments (EMIs) starting from February, 2026.

# NOTES FORMING PART OF THE STANDALONE FINANCIAL STATEMENTS

for the year ended on 31st March, 2026

(e) Scheduled repayments: Contractual repayments in case of loans from banks (including Current maturities disclosed under other Current financial liabilities:

| Particulars | As at March 31, 2026 | | As at March 31, 2025 | |
|---|---|---|---|---|
| | Rs. in Lacs | Rs. in Lacs | Rs. in Lacs | Rs. in Lacs |
| Upto three years | | 658.57 | | 1,406.41 |
| Between three to five years | | - | | 134.56 |
| Over five years | | - | | - |

Refer note 41(b) (II) & (III) on Interest rate risk and Liquidity Risk respectively.

## 16. Deferred tax liabilities (Net)

| Particulars | As at March 31, 2026 | | As at March 31, 2025 | |
|---|---|---|---|---|
| | Rs. in Lacs | Rs. in Lacs | Rs. in Lacs | Rs. in Lacs |
| Tax effect of items constituting deferred tax liability | | | | |
| On difference between book balance and tax balance of PPE | | 1,337.95 | | 1,492.23 |
| **Total Tax effect of items constituting deferred tax liability** | | **1,337.95** | | **1,492.23** |
| Tax effect of items constituting deferred tax assets | | | | |
| Provision for gratuity | | 23.84 | | 30.74 |
| Government grant | | 80.69 | | 90.74 |
| Provision for Bad Debts | | 45.12 | | 34.45 |
| Others | | 6.78 | | 0.28 |
| **Total Tax effect of items constituting deferred tax assets** | | **156.43** | | **156.21** |
| Net Deferred Tax Liability | | **1,181.52** | | **1,336.02** |

## 17. Other Non-current Liabilities

| Particulars | As at March 31, 2026 | | As at March 31, 2025 | |
|---|---|---|---|---|
| | Rs. in Lacs | Rs. in Lacs | Rs. in Lacs | Rs. in Lacs |
| Deferred Grant Revenue | | | | |
| (a) Govt Grant under IDLS | | 299.67 | | 340.58 |
| (b) EPCG Obligations | | 20.92 | | 26.33 |
| **Total** | | **320.59** | | **366.91** |

(a) Government Grant under IDLS, the deferred grant income is recognized in Statement of Profit and Loss on a systematic basis over the useful life of asset on which such grant is received subject to compliance of other terms & conditions of the scheme.

(b) Under EPCG scheme, the Company is committed to export prescribed times of the duty saved on import of capital goods over a specified period of time apart from maintaining average export growth. In case such commitments are not met, the Company would be required to pay the duty saved along with interest to the regulatory authorities. The deferred grant income is recognized in Statement of Profit and Loss on a systematic basis over the periods in which the related performance obligations are fulfilled.

# NOTES FORMING PART OF THE STANDALONE FINANCIAL STATEMENTS

for the year ended on 31st March, 2026

## 18. Financial Liabilities - Current: Borrowings

| Particulars | As at March 31, 2026 | | As at March 31, 2025 | |
|---|---|---|---|---|
| | Rs. in Lacs | Rs. in Lacs | Rs. in Lacs | Rs. in Lacs |
| **Secured** | | | | |
| Working Capital Loan from banks | | | | |
| (a) Indian rupee loan from bank(s) | 9,946.74 | | 11,865.44 | |
| (b) Foreign currency loan from bank (s) | 95.55 | 10,042.29 | - | 11,865.44 |
| Current maturities of long term borrowings | | | | |
| (a) Indian rupee loan from bank(s) | 275.70 | | 762.00 | |
| (b) Foreign currency loan from bank (Buyers Credit) | - | 275.70 | 255.36 | 1,017.36 |
| **Unsecured** | | | | |
| (a) Loan from Associate/other related party {refer Note no. 48(C)(v)} | 782.15 | 782.15 | 414.99 | 414.99 |
| **Total** | | **11,100.14** | | **13,297.79** |
| Amount of default as on the Balance Sheet date: | | | | |
| (a) Repayment of loan | | NIL | | NIL |
| (b) Interest on Loan | | NIL | | NIL |

**(A) Security**

Working Capital Loans are primarily secured by hypothecation of present and future Current Assets and Actionable Claims (viz. Inventories, trade receivable / book debts, outstanding monies, receivable claims, bills and materials in transit.

These are further collaterally secured by extension of charge over moveable and immoveable properties of the company.

Further secured by personal guarantee of promoter director of the company (Mr Mukhtarual Amin, Mr. Zafarul Amin & Mrs Sahina Mukhtar).

**(B) Rate of Interest**

INR working capital credit facilities carry interest rates ranging from 7.50% to 8.05% p.a. (as at March 31, 2025: from 6.35% to 10.35% p.a.) (i.e. Repo Rate/TBLLR-12 months +spread-concession). Foreign Currency Loan (Buyers Credit) carry interest rate of 4.25% p.a. (as at March 31, 2025: 4.55% p.a.)

Unsecured Loan from associate and other related parties carries interest ranging from 7.00% to 8.50%

## 19. Financial Liabilities - Current: Trade Payable

| Particulars | As at March 31, 2026 | | As at March 31, 2025 | |
|---|---|---|---|---|
| | Rs. in Lacs | Rs. in Lacs | Rs. in Lacs | Rs. in Lacs |
| (a) Dues to micro enterprises and small enterprises (refer note 19.2) (including Rs. 202.39 Lacs (March 2025: Rs. 751.82 Lacs) payable to financier under the trade mechanism representing liability settled on behalf of the company towards MSME vendors) | | 2,123.16 | | 2,478.33 |
| (b) Due to creditors other than micro enterprises and small enterprises | | 5,199.16 | | 5,402.27 |
| **Total** | | **7,322.32** | | **7,880.60** |

Trade Payable include Rs. 274.01 Lacs (March 2025: Rs. 226.59 Lacs) due to related parties (Refer Note no. 48)

# NOTES FORMING PART OF THE STANDALONE FINANCIAL STATEMENTS

for the year ended on 31st March, 2026

**19.1 Trade Payable ageing Schedule:**

| Particulars | Not Due | Outstanding from due date | | | | Total |
|---|---|---|---|---|---|---|
| | | Less than 1 year | 1 year to 2 years | 2 years to 3 years | More than 3 years | |
| **As at March 31, 2026** | | | | | | |
| **Undisputed Dues** | | | | | | |
| (i) MSEs (Micro and Small Entities) | 1,043.81 | 1,066.91 | 6.89 | 5.55 | - | 2,123.16 |
| (ii) Others | 2,557.68 | 2,404.82 | 205.67 | 11.84 | 19.15 | 5,199.16 |
| **Disputed Dues** | | | | | | |
| MSEs (Micro and Small Entities) | - | - | - | - | - | - |
| (ii) Others | - | - | - | - | - | - |
| **Total** | **3,601.49** | **3,471.73** | **212.56** | **17.39** | **19.15** | **7,322.32** |
| **As at March 31, 2025** | | | | | | |
| **Undisputed Dues** | | | | | | |
| (i) MSEs (Micro and Small Entities) | 1,420.06 | 1,050.80 | 7.47 | - | - | 2,478.33 |
| (ii) Others | 2,337.23 | 2,922.07 | 71.22 | 29.79 | 41.96 | 5,402.27 |
| **Disputed Dues** | | | | | | |
| (i) MSEs (Micro and Small Entities) | - | - | - | - | - | - |
| (ii) Others | - | - | - | - | - | - |
| **Total** | **3,757.29** | **3,972.87** | **78.69** | **29.79** | **41.96** | **7,880.60** |

**19.2** The company has requested confirmation from Suppliers regarding their registration (filling of Memorandum) under the Micro, Small and Medium Enterprises Development Act, 2006 (the MSMED Act). According to the information available with the company, the following disclosures has been made in respect of dues to Micro and Small Enterprises:

| Particulars | As at March 31, 2026 | | As at March 31, 2025 | |
|---|---|---|---|---|
| | Rs. in Lacs | Rs. in Lacs | Rs. in Lacs | Rs. in Lacs |
| (a) Principal amount and interest due thereon remaining unpaid to any supplier at the end of the year (over due and unpaid) | | | | |
| Principal Amount | | 2,123.16 | | 2,478.33 |
| Interest due on above | | 55.18 | | 22.72 |
| (b) Amount of interest paid by the company in terms of section 16 of the MSMED Act, along with the amount of the payment made to the supplier beyond the appointed day during the year | | 10.02 | | 8.59 |
| (c) Amount of interest due and payable for the period of delay in making payment (which have been paid but beyond the appointed day during the year) but without adding the interest specified under the MSMED Act | | NIL | | NIL |
| (d) the amount of interest accrued and remaining unpaid at the end of the year | | 75.27 | | 30.11 |
| (e) the amount of further interest remaining due and payable even in the succeeding years, until such date when the interest dues above are actually paid to the small enterprise, for the purpose of disallowance of a deductible expenditure under section 23 of the MSMED Act | | NIL | | NIL |

# NOTES FORMING PART OF THE STANDALONE FINANCIAL STATEMENTS

for the year ended on 31st March, 2026

## 20. Financial Liabilities - Current: Other Financial Liabilities

| Particulars | As at March 31, 2026 | As at March 31, 2025 |
|---|---|---|
| | Rs. in Lacs | Rs. in Lacs |
| (a) Interest accrued but not due on borrowings | 0.80 | 1.58 |
| (b) Book overdraft from banks | 96.64 | 6.16 |
| (c) Unclaimed Dividend * | 39.57 | 41.56 |
| (d) Creditors for capital goods - non MSME | 169.50 | 15.07 |
| (e) Other Liabilities | 2,014.75 | 1,842.33 |
| **Total** | **2,321.26** | **1,906.70** |

* Not due for deposit in the Investor Education and Protection Fund under section 125 of the Companies Act, 2013 as at year end.

## 21. Other Current Liabilities

| Particulars | As at March 31, 2026 | As at March 31, 2025 |
|---|---|---|
| | Rs. in Lacs | Rs. in Lacs |
| (a) Advance from customers | 559.93 | 729.97 |
| (b) Advance against sale of PPE | 200.00 | 20.00 |
| **Total** | **759.93** | **749.97** |

## 22. Current Liabilities: Provisions

| Particulars | As at March 31, 2026 | As at March 31, 2025 |
|---|---|---|
| | Rs. in Lacs | Rs. in Lacs |
| (a) Provision for Gratuity | 94.73 | 122.13 |
| (b) Provision for Leave Encashment | 26.93 | 1.12 |
| **Total** | **121.66** | **123.25** |

## 23. Revenue from operations

| Particulars | 2025-26 | | 2024-25 | |
|---|---|---|---|---|
| | Rs. in Lacs | Rs. in Lacs | Rs. in Lacs | Rs. in Lacs |
| (a) Sales / Income from operations | | | | |
| Sales (Export) | 33,351.74 | | 32,356.77 | |
| Exchange Fluctuation on Sales (Export) | 299.18 | | 671.17 | |
| Sales (Indigenous) | 16,181.96 | | 14,941.74 | |
| {refer Note (c) below for break-up} | | 49,832.88 | | 47,969.68 |
| (a) Other operating revenue | | | | |
| Export Incentives {refer Note (d) below for break-up} | 2,105.12 | | 2,341.59 | |
| Revenue from Job Work | 7.25 | | 179.51 | |
| | | 2,112.37 | | 2,521.10 |
| **Total Revenue from operations** | | **51,945.25** | | **50,490.78** |

Advance from Customer: Rs. 729.97 Lacs (Rs. 548.33 Lacs) has been recognised as revenue out of opening balance in advance from customer.

Revenue from operations includes Rs. 4220.53 Lacs (March 2025: Rs. 5775.61 Lacs) being revenue from related parties.

# NOTES FORMING PART OF THE STANDALONE FINANCIAL STATEMENTS

for the year ended on 31st March, 2026

| Particulars | 2025-26 | | 2024-25 | |
|---|---|---|---|---|
| | Rs. in Lacs | Rs. in Lacs | Rs. in Lacs | Rs. in Lacs |
| **(c) Breakup of Sales** | | | | |
| (i) Leather Foot wear | | 29,063.81 | | 31,133.89 |
| (ii) Finished Leather | | 7,300.13 | | 6,226.68 |
| (iii) Leather Shoe Upper | | 632.75 | | 33.75 |
| (iv) Other Leather Products | | 3,304.81 | | 2,354.00 |
| (v) Textile Products | | 8,563.07 | | 7,281.64 |
| (vi) Others | | 968.31 | | 939.72 |
| **Total** | | **49,832.88** | | **47,969.68** |
| **(d) Details of other operating revenue** | | | | |
| Export Incentives | | | | |
| (i) Duty Draw Back / ROSTL etc. | | 1,680.76 | | 1,700.98 |
| (ii) Licences/Entitlements/other incentives | | 424.36 | | 640.61 |
| **Total** | | **2,105.12** | | **2,341.59** |

Refer Note no. 48 (disclosure on related party transactions / balances) for Revenue from sale/operations with related parties.

## 24. Other Income

| Particulars | 2025-26 | | 2024-25 | |
|---|---|---|---|---|
| | Rs. in Lacs | Rs. in Lacs | Rs. in Lacs | Rs. in Lacs |
| (a) Interest income | | | | |
| - from Fixed Deposit with Banks | 418.02 | | 408.94 | |
| - from Others | 31.92 | | 10.10 | |
| | | 449.94 | | 419.04 |
| (b) Other Non-operating Income | | | | |
| Miscellaneous Income | | 96.12 | | 91.96 |
| Deferred revenue on EPCG & IDLS Subsidy | | 46.32 | | 51.87 |
| Liabilities/provisions no longer required | | 55.23 | | 120.05 |
| Exchange Difference (net) | | 358.55 | | 164.33 |
| Commission on Corporate Guarantee from Subsidiaries | | 3.42 | | 5.92 |
| Profit on Sale of Property, Plant & equipment (Net) | | 137.26 | | 34.39 |
| Profit on Sale of Investment | | - | | 0.47 |
| Rent | | 284.37 | | 323.29 |
| **Total** | | **1,431.21** | | **1,211.32** |

## 25. Cost of material consumed

| Particulars | 2025-26 | | 2024-25 | |
|---|---|---|---|---|
| | Rs. in Lacs | Rs. in Lacs | Rs. in Lacs | Rs. in Lacs |
| Raw Material consumed | | | | |
| (a) Finished Leather | 3,504.11 | | 4,069.78 | |
| (b) Raw Hide/Skin | 3,354.93 | | 3,289.10 | |
| (c) Fabric & Yarn | 3,539.63 | | 2,529.86 | |
| (d) Sole | 1,579.43 | | 2,012.19 | |
| (e) PU / PVC Compound | 2,859.87 | | 2,737.08 | |
| (f) Others | 167.62 | | 95.52 | |
| Raw Material consumed | | 15,005.59 | | 14,733.53 |
| Chemicals, Components and Spare Parts consumed | | 9,476.72 | | 8,416.53 |
| Packing Material consumed | | 1,971.86 | | 2,082.89 |
| **Total** | | **26,454.17** | | **25,232.95** |

# NOTES FORMING PART OF THE STANDALONE FINANCIAL STATEMENTS

for the year ended on 31st March, 2026

## 26. Purchase of stock in trade

| Particulars | 2025-26 | | 2024-25 | |
|---|---|---|---|---|
| | Rs. in Lacs | Rs. in Lacs | Rs. in Lacs | Rs. in Lacs |
| (a) Leather Foot wear | | 1,220.51 | | 1,256.53 |
| (b) Finished Leather | | 596.95 | | 2,269.18 |
| (c) Other Leather Products | | 153.39 | | 192.04 |
| (d) Textile Products | | 438.75 | | 628.47 |
| (e) Others | | 28.64 | | 17.81 |
| **Total** | | **2,438.24** | | **4,364.03** |

## 27. Increase/decrease in Inventories

| Particulars | 2025-26 | | 2024-25 | |
|---|---|---|---|---|
| | Rs. in Lacs | Rs. in Lacs | Rs. in Lacs | Rs. in Lacs |
| **Inventories at the commencement of the year** | | | | |
| (a) Finished Goods | 3,052.04 | | 3,262.91 | |
| (b) Work in process | 4,824.55 | | 3,932.16 | |
| (c) Import Entitlements/Licenses in hand | 41.65 | | 48.79 | |
| **TOTAL 'A'** | | 7,918.24 | | 7,243.86 |
| **Inventories at the commencement of the year** | | | | |
| (a) Finished Goods | 4,164.63 | | 3,052.04 | |
| (b) Work in process | 3,575.87 | | 4,824.55 | |
| (c) Import Entitlements/Licenses in hand | 107.00 | | 41.65 | |
| **TOTAL 'B'** | | 7,847.50 | | 7,918.24 |
| Decrease/(Increase) in Stocks (A-B) | | **70.74** | | **(674.38)** |

## 28. Employee benefit expense

| Particulars | 2025-26 | | 2024-25 | |
|---|---|---|---|---|
| | Rs. in Lacs | Rs. in Lacs | Rs. in Lacs | Rs. in Lacs |
| Salary, Wages and Bonus | | 4,446.93 | | 4,471.93 |
| Directors Remuneration (including Sitting Fee) | | 265.61 | | 247.35 |
| Contribution to Provident and other funds | | 280.72 | | 309.87 |
| Contribution to Gratuity Fund (refer Note No.35) | | 101.19 | | 97.49 |
| Workmen and Staff Welfare expenses | | 197.62 | | 246.83 |
| Refer Note no. 48 (disclosure on related party transactions / balances) | | | | |
| **Total** | | **5,292.07** | | **5,373.47** |

## 29. Finance cost

| Particulars | 2025-26 | | 2024-25 | |
|---|---|---|---|---|
| | Rs. in Lacs | Rs. in Lacs | Rs. in Lacs | Rs. in Lacs |
| Interest on | | | | |
| - Term Loan | 171.09 | | 111.72 | |
| - Others | 879.74 | | 1,001.07 | |
| - Exchange Difference to be treated as Borrowing Cost | 0.59 | | - | |
| | **1,051.42** | | **1,112.79** | |
| Less: Interest Capitalised (incl. CWIP) | 6.24 | | 71.17 | |
| | | 1,045.18 | | 1,041.62 |
| Other Borrowing Cost | | 194.25 | | 196.14 |
| Bank Charges | | 188.22 | | 195.41 |
| **Total** | | **1,427.65** | | **1,433.17** |

# NOTES FORMING PART OF THE STANDALONE FINANCIAL STATEMENTS

for the year ended on 31st March, 2026

## 30. Depreciation and Amortisation Expenses

| Particulars | 2025-26 | | 2024-25 | |
|---|---|---|---|---|
| | Rs. in Lacs | Rs. in Lacs | Rs. in Lacs | Rs. in Lacs |
| Depreciation/Amortisation on Tangible Assets | | 1,537.93 | | 1,397.79 |
| Amortisation of Intangible assets | | 12.12 | | 13.14 |
| **Total** | | **1,550.05** | | **1,410.93** |

## 31. Other expenses

| Particulars | 2025-26 | | 2024-25 | |
|---|---|---|---|---|
| | Rs. in Lacs | Rs. in Lacs | Rs. in Lacs | Rs. in Lacs |
| **Manufacturing Expenses** | | | | |
| Consumable Stores | 336.47 | | 419.78 | |
| Production Charges | 5,617.42 | | 5,248.09 | |
| Job Work Charges | 417.22 | | 319.79 | |
| Power and Fuel | 1,437.90 | | 1,352.16 | |
| Effluent Treatment Expenses | 78.68 | | 103.30 | |
| Repairs and Maintenance | | | | |
| - Building | 127.45 | | 270.60 | |
| - Machinery | 483.41 | | 349.06 | |
| | | 8,498.55 | | 8,062.78 |
| **Selling and Distribution Expenses** | | | | |
| Freight, Handling and Other Sales and Distribution Expenses | 1,953.45 | | 1,898.28 | |
| Commission on Sale | 1,129.51 | | 1,190.07 | |
| Advertisement and Publicity | 125.66 | | 112.34 | |
| Bad Debts - Provision/write off (including ECL provision) | 217.67 | | 10.14 | |
| | | 3,426.29 | | 3,210.83 |
| **Establishment Expenses** | | | | |
| Rent | 62.86 | | 48.30 | |
| Rates and Taxes | 77.15 | | 98.31 | |
| Insurance | 177.45 | | 155.11 | |
| Communication cost | 90.75 | | 94.85 | |
| Travelling and Conveyance | 425.86 | | 406.45 | |
| Vehicle Running and Maintenance | 297.22 | | 294.38 | |
| Repairs and Maintenance - Others | 255.21 | | 276.33 | |
| Printing and Stationery | 44.64 | | 49.12 | |
| Legal and Professional Charges | 176.94 | | 308.47 | |
| Auditor's Remuneration {refer Note (a) below} | 16.63 | | 16.30 | |
| Miscellaneous Expenses | 170.03 | | 140.14 | |
| Research & Development Expenses | 80.58 | | 110.68 | |
| Charity and Donation | 10.61 | | 10.70 | |
| Investment - Loss / written off (WOS) | 50.26 | | - | |
| Loss on Sale of PPE (Net) | 6.43 | | 56.36 | |
| Corporate Social Responsibility Expenses (refer Note 38) | 40.06 | | 49.89 | |
| | | 1,982.68 | | 2,115.39 |
| **Total** | | **13,907.52** | | **13,389.00** |

# NOTES FORMING PART OF THE STANDALONE FINANCIAL STATEMENTS

for the year ended on 31st March, 2026

| Particulars | 2025-26 Rs. in Lacs | 2024-25 Rs. in Lacs |
|---|---|---|
| (a) Auditor's remuneration comprises: | | |
| Statutory Audit | 11.50 | 11.00 |
| Tax Audit | 2.00 | 2.00 |
| For other certification/services | 3.13 | 3.30 |
| | **16.63** | **16.30** |

## 32. Earning per share (EPS)

| Particulars | 2025-26 Rs. in Lacs | 2024-25 Rs. in Lacs |
|---|---|---|
| (a) Profit for the year (Rs. In Lacs) | 1,220.72 | 1,341.33 |
| (b) Weighted average number of equity shares for the purpose of calculation of Basic and Diluted EPS | 1,10,25,000 | 1,10,25,000 |
| (c) Nominal value of equity shares (Rupees) | 10.00 | 10.00 |
| (d) EPS- Basic and diluted (Rupees per share) | 11.07 | 12.17 |

## 33. Capital and other commitments

| Particulars | 2025-26 Rs. in Lacs | 2024-25 Rs. in Lacs |
|---|---|---|
| Estimated value of contracts remaining to be executed on capital account (net of advances) | 106.83 | 209.03 |

## 34. Contingent liabilities

| Particulars | 2025-26 Rs. in Lacs | 2024-25 Rs. in Lacs |
|---|---|---|
| i Claim against the company not acknowledged as debt - Labour law | 12.00 | NIL |
| ii Contingent Liabilities in respect of: | | |
| (a) Corporate Guarantee(s) to bank(s) against credit facilities extended to Wholly Owned Subsidiaries (including stepdown Subsidiary) in UK and Spain & one associate {refer Note no. 36(c)} | 3,305.90 | 1,267.92 |
| (b) Bank Guarantee outstanding | 1,478.34 | 1,820.77 |

(d) The detail of disputed dues (to the extent not provided for) as per the clause 3 (vii)(b) of Section 143 (11) of the Companies Act, 2013:

| Nature of Dues & Forum where dispute is pending | Period to which relates | Amount under dispute* | | Deposit under Appeal ** | |
|---|---|---|---|---|---|
| | | 31-03-2026 | 31-03-2025 | 31-03-2026 | 31-03-2025 |
| Income Tax - u/s 201/201(1A) of the Income Tax Act, 1961 | | | | | |
| CIT (Appeal) | A.Y. 2014-15 | NIL | 663.71 | NIL | NIL |
| CIT (Appeal) | A.Y. 2015-16 | NIL | 529.29 | NIL | NIL |
| Goods & Services Tax Act, 2017 (Sec 130 of The Act) | | | | | |
| Addl. Commissioner Appeal - 6, Kanpur | April 23 to June 23 | 139.94 | 139.94 | NIL | NIL |

# NOTES FORMING PART OF THE STANDALONE FINANCIAL STATEMENTS

for the year ended on 31st March, 2026

| Nature of Dues & Forum where dispute is pending | Period to which relates | Amount under dispute* | | Deposit under Appeal ** | |
|---|---|---|---|---|---|
| | | 31-03-2026 | 31-03-2025 | 31-03-2026 | 31-03-2025 |
| Goods & Services Tax Act, 2017 (Search - demand under Sec 74(9) of The Act) | | | | | |
| Addl. Commissioner Appeal - 6, Kanpur | 2022-23 | 4,291.60 | 4,291.60 | 186.13 | 186.13 |
| Addl. Commissioner Appeal - 6, Kanpur | April 23 to June 23 | 1,231.29 | 1,231.29 | 56.41 | 56.41 |
| UP Trade Tax and Central Sales Tax: | | | | | |
| Addl. Commissioner of Trade Tax, | | | | | |
| Appeal-IV Kanpur | 2015-2016 | 17.10 | 17.10 | NIL | NIL |

* Tax and interest & penalty thereon wherever included in demand

** Disclosed as GST under Protest in Other Current Assets (Note No. 6)

Above claims are likely to be decided in favour of the company, hence not provided for.

The amount shown above represents the best possible estimates arrived on the basis of available information. The uncertainties and timing of the cash flows are dependent on the outcome of the different legal process which have been invoked by the company or the claimants as the case may be and therefore it cannot be estimated accurately. The Company does not expect any reimbursement in respect of above contingent liabilities.

## 35. Disclosure pursuant to Ind AS 19 "Employee Benefits":

**(a) Defined Contribution Plan**

The employees of the Company are members of a state-managed retirement benefit plans namely Provident fund and Pension and Employee State Insurance (ESI) operated by the Government of India. The Company is required to contribute a specified percentage of payroll costs to the retirement benefit and ESI schemes.

The only obligation of the company with respect to such retirement and other benefit plan is to make the specified contributions.

The Company has recognized the following amounts in the Income Statement during the year under 'Contribution to staff provident and other funds' (refer note 28)

Rs. in Lacs

| Particulars | 2025-26 | 2024-25 |
|---|---|---|
| Employer's contribution to PF and FPF | 228.73 | 244.98 |
| Employer's contribution to ESIC | 51.99 | 64.89 |
| **Total** | 280.72 | 309.87 |

**(b) Defined Benefit Plan**

The employees Gratuity Fund Scheme, which is a defined benefit plan, is managed by the trust maintained with LIC. The present value of obligation is determined based on actuarial valuation using Projected Unit Credit Method, which recognises each period of service as giving rise to additional unit of employee benefit entitlement and measures each unit separately to build up the final obligation.

# NOTES FORMING PART OF THE STANDALONE FINANCIAL STATEMENTS

for the year ended on 31st March, 2026

Rs. in Lacs

| | | Gratuity (Funded) March 31, 2026 | Gratuity (Funded) March 31, 2025 |
|---|---|---|---|
| **(A)** | **Movements in present value of defined benefit obligation** | | |
| | Obligations as at beginning of the year | 842.89 | 882.63 |
| | Current service cost | 91.35 | 92.45 |
| | Interest cost | 56.05 | 61.78 |
| | Past Service Cost | - | - |
| | Plan amendment | - | - |
| | Remeasurement {or Actuarial (gain)/Loss} arising from | | |
| | - change in demographic assumption | - | - |
| | - change in financial assumption | 51.42 | 22.79 |
| | - experience variance | (100.19) | 36.66 |
| | - others | - | - |
| | Benefits paid | (115.33) | (253.42) |
| | Present value of defined benefit obligation as at end of the year | 826.19 | 842.89 |
| **(B)** | **Movements in the fair value of plan assets** | | |
| | Fair value of plan assets at beginning of the year | 720.76 | 810.56 |
| | Investment Income | 47.93 | 56.74 |
| | Return on plan assets, excluding amount recognised in net Interest expense | 3.10 | (1.14) |
| | Actual contributions by the employer | 75.00 | 108.02 |
| | Employee contribution | - | - |
| | Benefits paid | (115.33) | (253.42) |
| | Fair value of plan assets as at end of the year | 731.46 | 720.76 |
| **(C)** | **Amount recognized in the balance sheet** | | |
| | Present value of defined benefit obligation as at end of the year | 826.19 | 842.89 |
| | Fair value of plan assets as at end of the year | 731.46 | 720.76 |
| | Funded status {Surplus/(deficit)} | (94.73) | (122.13) |
| | Unrecognised past service cost | - | - |
| | Net asset/(liability) recognised in balance sheet | (94.73) | (122.13) |
| | Net asset/(liability) recognised in balance sheet at beginning of the year | (122.13) | (72.07) |
| | Expense recognised in Statement of Profit and Loss | 99.47 | 97.49 |
| | Expense recognised in Other Comprehensive Income | (51.87) | 60.59 |
| | Actual contributions by the employer | 75.00 | 108.02 |
| | Net acquisition/business combination | - | - |
| | Net asset/(liability) recognised in balance sheet at end of the year | (94.73) | (122.13) |
| **(D)** | **Amounts recognized in the statement of profit and loss** | | |
| | Current service cost | 91.35 | 92.45 |
| | Interest cost | 8.12 | 5.04 |
| | Loss/(gain) on settlement | - | - |
| | Past service cost | - | - |
| | **Total** | **99.47** | **97.49** |
| **(E)** | **Amounts recognised in other comprehensive income** | | |
| | Actuarial (gain) / loss due to | | |
| | - change in demographic assumption | - | - |
| | - change in financial assumption | 51.42 | 22.79 |
| | - experience variance | (100.19) | 36.66 |
| | - others | - | - |

# NOTES FORMING PART OF THE STANDALONE FINANCIAL STATEMENTS

for the year ended on 31st March, 2026

Rs. in Lacs

| | | Gratuity (Funded) March 31, 2026 | | Gratuity (Funded) March 31, 2025 | |
|---|---|---|---|---|---|
| | Return on plan assets, excluding amount recognised in net Interest expense | | (3.10) | | 1.14 |
| | Remeasurement (or actuarial (gain)/loss) arising due to asset ceiling | | - | | - |
| | **Total** | | **(51.87)** | | **60.59** |
| **(F)** | **Category of plan assets** | | | | |
| | Funds managed by Insurer | 100% | | 100% | |
| **(G)** | **Sensitivity analysis** | | | | |
| | DBO on base assumptions | | 826.19 | | 842.89 |
| | **A. Discount Rate** | | | | |
| | 1. Effect due to 1.00% increase in discount rate | -7.95% | 760.48 | -7.39% | 780.64 |
| | 2. Effect due to 1.00% decrease in discount rate | 9.21% | 902.31 | 8.52% | 914.69 |
| | **B. Salary Escalation Rate** | | | | |
| | 1. Effect due to 1.00% increase in salary escalation rate | 9.18% | 902.04 | 8.55% | 914.99 |
| | 2. Effect due to 1.00% decrease in salary escalation rate | -8.07% | 759.49 | -7.53% | 779.44 |
| | **C. Withdrawal Rate** | | | | |
| | 1. Effect due to 50% increase in withdrawal rate | 0.46% | 830.03 | 0.85% | 850.07 |
| | 2. Effect due to 50% decrease in withdrawal rate | -0.54% | 821.75 | -0.97% | 834.73 |
| | **D. Mortality Rate** | | | | |
| | 1. Effect due to 10% increase in mortality rate | 0.12% | 827.18 | 0.19% | 844.45 |
| | 2. Effect due to 10% decrease in mortality rate | -0.12% | 825.20 | -0.19% | 841.30 |

**(H) Risk Exposure - Asset Volatility**

The plan liabilities are calculated using a discount rate set with reference to bond yields; if plan assets underperform this yield, this will create a deficit. Most of the plan asset investments is in fixed income securities with high grades and in government securities.

These are subject to interest rate risk and the fund manages interest rate risk derivatives to minimize risk to an acceptable level. A portion of the funds are invested in equity securities and in alternative investments % which have low correlation with equity securities.

The equity securities are expected to earn a return in excess of the discount rate and contribute to the plan deficit.

**(I) Actuarial assumptions**

Actuarial valuation as at the year-end was done in respect of the aforesaid defined benefit plans based on the following assumptions:

| i) | General assumptions | | |
|---|---|---|---|
| | - Discount rate (per annum) | 7.40% | 6.65% |
| | - Withdrawal rate | 2.00% | 2.00% |
| | - Rate of increase in compensation | 6.50% | 5.00% |

ii) Mortality rates considered are as per the published rates in the India Assured Lives Mortality (2012-14).

iii) Leave policy: Leave balance as at the end of the calendar year is encashed and balance leaves earned thereafter to the extent not availed by the employees are provided in the accounts.

iv) The discount rate should be based upon the market yields available on Government bonds at the accounting date with a term that matches that of the liabilities.

v) The expected rate of return on plan assets is based on market expectation, at the beginning of the year, for returns over entire life of the related obligation.

# NOTES FORMING PART OF THE STANDALONE FINANCIAL STATEMENTS

for the year ended on 31st March, 2026

vi) The assumption of future salary increases, considered in actuarial valuation, takes account of inflation, seniority, promotion, supply and demand and other relevant factors.

vii) Short term compensated absences have been provided on actual basis.

**(J) Defined benefit liability and employer contributions:**

Rs. in Lacs

| | 31.03.2026 | 31.03.2025 |
|---|---|---|
| (i) Expected contributions to post-employment benefit plans in next year | 210.32 | 235.35 |

ii) The weighted average duration of the defined benefit obligation is 9 years (previous year 8 years). The expected maturity analysis of undiscounted gratuity benefits is as follows:

Rs. in Lacs

| Period | 31.03.2026 | 31.03.2025 |
|---|---|---|
| 1 Year | 103.51 | 139.83 |
| 2 to 5 Years | 242.31 | 247.62 |
| 6 to 10 Years | 375.36 | 363.75 |
| More Than 10 Years | 1,124.79 | 874.09 |

## 36. Disclosure as per clause 34(3) and 53(f) of the SEBI (Listing Obligations and Disclosure Requirements) Regulations 2015 and Section 186 (4) of the Companies Act, 2013 (including additional regulatory information as per Schedule III):

**(a) Loans and Advances:**

Rs. in Lacs

| Name of the company | Relation -ship | Amount Outstanding as at March 31 | | Percentage to the total Loans & Advances in the nature of Loans | | Maximum outstanding during the year | |
|---|---|---|---|---|---|---|---|
| | | 2026 | 2025 | 2026 | 2025 | 2025-26 | 2024-25 |
| Linea De Seguridad SLU, Spain | WOS | 26.16 | 22.10 | 8.26% | 8.68% | 26.16 | 49.65 |
| Briggs Industrial Footwear Ltd., UK | WOS | 290.58 | 232.42 | 91.74% | 91.32% | 290.58 | 232.42 |

* Above balance include interest accrued wherever charged on Loans.

The aforesaid advances has been given to meet the working capital requirements and the same has been utilised for the same purposes.

**b) Investments:** refer Note No. 3 (A) & (B)

**c) Guarantee given**

The company has given corporate guarantee, for securing the credit facilities (Term Loans, Working Capital Loans and other Non Fund Based credit facilities) availed by WOS, stepdown subsidiary and associate company from Bank(s), aggregating to Rs. 3305.90 Lacs {as at 31.03.2025: Rs. 1267.92 Lacs). The details are as under:

(Foreign Currency in Lacs)

| Particulars | Currency | 31.03.2026 | 31.03.2025 |
|---|---|---|---|
| Petrick Shoes Ltd., UK - Step down subsidiary | GBP | 10.00 | 10.00 |
| Linea De Seguridad S.L.U., Spain - WOS | Euro | NIL | 1.75 |
| Knowledgehouse Limited - Associate | INR | 2,050.00 | - |

**d) Security provided:**

The company has not provided any other security to/for any of its subsidiaries and associates excepting the corporate guarantee as mentioned at para (c) herein above.

# NOTES FORMING PART OF THE STANDALONE FINANCIAL STATEMENTS

for the year ended on 31st March, 2026

**37. (A)** Exceptional Item financial year 2025-26: The company has investment of Rs. 1,785.39 Lacs as at 31.03.2026 (As at 31.03.2025: Rs. 1,785.39 Lacs) in the shares of Linea De Seguridad SLU, a wholly owned subsidiary of the company (WOS). Further the company has Trade Receivable amounting to Rs. 97.34 Lacs (As at 31.03.2025: Rs. 130.86 Lacs) & Advance of Rs. 26.16 Lacs (As at 31.03.2024: Rs. 22.10 Lacs) from/to the WOS. The net worth of WOS has substantially eroded due to operational losses and in view of the fact, the management has considered that there may be possibility of impairment in carrying value of investment. Accordingly, the management has performed an impairment assessment and estimated the recoverable amount of its Investment in WOS using 'Discounted Cash Flow Valuation Model' (DCF). DCF is complex and involve the use of significant estimates and assumptions of the management that are dependent on expected future market and economic conditions. As per the assessment done by the management and valuation specialist, Impairment loss of Rs. 402.50 Lacs (Previous year NIL) has been recognised based on the value in use as on March 31, 2026. Such impairment loss has been disclosed as Exceptional Item in the statement pf profit and loss for the year. The accumulated impairment loss on investments in WOS as of March 31, 2026 is Rs. 402.50 Lacs (March 31, 2025: NIL)

**(B)** Exceptional Item financial year 2024-25, amounting to Rs. 620.17 Lacs (income) represent profit on sale of Land and Building (property). Operation of one of the unit along with entire plant & machinery has been shifted to another location for better synergies and efficiency in operations; and the property has been disposed off to have additional liquidity for business operations of the company.

## 38. Expenditure on Corporate Social Responsibility (CSR)

In pursuance of the provisions of the Companies Act, 2013 and CSR Policy of the Company it is required to spend two percent of the average net profits for the three immediately preceding financial years towards CSR activities. Details of expenditure on corporate social responsibility activities as per Section 135 of Companies Act, 2013 read with schedule III are as below:

| Particulars | | 2025-26 | 2024-25 |
|---|---|---|---|
| | | Rs. in Lacs | Rs. in Lacs |
| Gross Amount required to be spent by the company during the year | | 37.85 | 50.12 |
| Surplus brought forward from previous year | | - | (0.23) |
| Unspent amount at the beginning of the year | | - | - |
| | **Total A** | **37.85** | **49.89** |
| Amount spent by the company during the year | | | |
| Preventive health care, sanitation and supply of oxygen plants (clause (i) of schedule vii) | | 2.38 | 2.19 |
| for promoting education {clause (ii) of schedule vii} | | 37.68 | 47.70 |
| | **Total B** | **40.06** | **49.89** |
| Balance carried forward | | 2.21 | - |
| Provision made for CSR | | NIL | NIL |

**38.1 Amount spent by the company for promoting education include following payment to related party (Related Party - Other i.e. where KMP/close members of KMP are able to exercise significant influence)**

| Name | 2025-26 | 2024-25 |
|---|---|---|
| | Rs. in Lacs | Rs. in Lacs |
| Aminsons Welfare Society | 24.25 | - |
| The All India Federation of Education Association | 0.24 | 24.73 |

## 39. Expenditure on Research and Development

Rs. in Lacs

| Particulars | 2025-26 | 2024-25 |
|---|---|---|
| Capital Expenditure | - | - |
| Revenue Expenditure | 80.58 | 110.68 |
| Total | 80.58 | 110.68 |

# NOTES FORMING PART OF THE STANDALONE FINANCIAL STATEMENTS

for the year ended on 31st March, 2026

## 40. Disclosure pursuant to Ind AS 17 "Leases":

**(a) Where the company is Lessor**

**i. Operating Lease:**

The company has not entered into any non-cancellable Operating Lease. The company has given Building and Factory and Plant & Machinery on cancellable operating lease. The details are as under:

Rs. In Lacs

| Particulars | Building Factory | | Plant and Machinery | |
|---|---|---|---|---|
| | 31.03.2026 | 31.03.2025 | 31.03.2026 | 31.03.2025 |
| - Net Carrying amount (WDV) as at the Balance Sheet date | 152.61 | 157.39 | 14.06 | 14.06 |
| - Contingent Rent recognised as Income in Statement of Profit and Loss of the year | NIL | NIL | NIL | NIL |

**ii. Finance Lease: The Company has not entered into any finance lease.**

**(b) Where the company is Lessee**

**i. Finance Lease:**

The company has finance lease arrangement for various land leases for terms of 30 years and 90 years. The details are as under:

Rs. In Lacs

| Particulars | Land Leasehold | |
|---|---|---|
| | 31.03.2026 | 31.03.2025 |
| - Net Carrying amount (WDV) as at the Balance Sheet date | 802.51 | 813.42 |
| - Contingent Rent recognised as expense in Statement of Profit and Loss of the year | NIL | NIL |

**ii. Operating Lease: The Company has not entered into any non-cancellable operating leases.**

## 41. Financial Instruments

**(i) Capital Management**

The Company's capital management is intended to create value for shareholders by facilitating the meeting of long-term and short-term goals of the Company.

The Company determines the amount of capital required on the basis of annual operating plans and long-term product and other strategic investment plans. The funding requirements are met through equity and other long-term/short-term borrowings. The Company's policy is aimed at combination of short-term and long-term borrowings.

The Company monitors the capital structure on the basis of total debt to equity ratio and maturity profile of the overall debt portfolio of the Company.

The capital structure of the company consists of debt, which includes the borrowings including temporary overdrawn balance, cash and cash equivalents including short term bank deposits, equity comprising issued capital, reserves and non-controlling interests. The gearing ratio for the year is as under:

Rs. In Lacs

| Particulars | As at March 31, 2026 | As at March 31, 2025 |
|---|---|---|
| Debt | 11,483.01 | 13,821.40 |
| Less: Cash and cash equivalent | 1,454.79 | 760.51 |
| Net debt (A) | 10,028.22 | 13,060.89 |
| Total equity (B) | 40,523.89 | 39,352.47 |
| Debt Equity Ratio (A/B) | 0.25 | 0.33 |

# NOTES FORMING PART OF THE STANDALONE FINANCIAL STATEMENTS

for the year ended on 31st March, 2026

**(ii) Categories of financial instruments**

**Calculation of Fair Values**

The fair values of the financial assets and liabilities are defined as the price that would be received to sell an asset or paid to transfer a liability in an orderly transaction between market participants at the measurement date. The following methods and assumptions were used to estimate the fair values of financial instruments:

a) The fair values of investment in quoted investment in equity shares is based on the current bid price of respective investment as at the Balance Sheet date.

b) The fair value of the long-term borrowings carrying floating-rate of interest is not impacted due to interest rate changes and will not be significantly different from their carrying amounts as there is no significant change in the under-lying credit risk of the Company (since the date of inception of the loans).

c) The fair value of loans from banks and other financial indebtedness as well as other non current financial liabilities is estimated by discounting future cash flows using rates currently available for debt or similar terms and remaining maturities.

d) Cash and cash equivalents, trade receivables, other financial assets, trade payables, and other financial liabilities have fair values that approximate to their carrying amounts due to their short-term nature.

Rs. In Lacs

| Particulars | As at March 31, 2026 | | As at March 31, 2025 | |
|---|---|---|---|---|
| | Carrying value | Fair value | Carrying value | Fair value |
| **Financial Assets** | | | | |
| Financial assets measured at fair value | | | | |
| Investments measured at | | | | |
| i. Fair value through other comprehensive income | | 222.35 | | 222.35 |
| ii. Fair value through profit and loss | | 0.07 | | 0.07 |
| Financial assets measured at amortized cost | | | | |
| Trade Receivables | 13,618.50 | | 14,235.61 | |
| Cash and cash equivalents | 1,454.79 | | 760.51 | |
| Bank balances other than cash and cash equivalents | 5,055.68 | | 5,457.49 | |
| Other financial assets | 3,086.08 | | 2,989.00 | |
| **Total** | **23,215.05** | **222.42** | **23,442.61** | **222.42** |
| **Financial Liabilities** | | | | |
| Financial liabilities measured at amortized cost | | | | |
| Borrowings | 11,483.01 | - | 13,821.40 | - |
| Trade payables | 7,322.32 | - | 7,880.60 | - |
| Other financial liabilities | 2,321.26 | - | 1,906.70 | - |
| **Total** | **21,126.59** | **-** | **23,608.70** | **-** |

**(iii) Income, expenses, gains or losses on financial instruments**

Rs. In Lacs

| Particulars | For the year ended March 31, 2026 | For the year ended March 31, 2025 |
|---|---|---|
| **Financial assets measured at amortized cost** | | |
| Allowances for doubtful receivables | 14.30 | (9.61) |
| Financial assets measured at fair value through Profit and Loss | | |
| - Fair value gain/ (loss) on investments in equity instruments | - | - |
| - Fair value gain/ (loss) on investments in debt instruments | - | - |
| Financial assets measured at fair value through Other Comprehensive Income | | |
| - Fair value gain/ (loss) on investments in equity instruments | - | - |

# NOTES FORMING PART OF THE STANDALONE FINANCIAL STATEMENTS

for the year ended on 31st March, 2026

**Fair value measurements recognized in the balance sheet:**

The following table provides an analysis of financial instruments that are measured subsequent to initial recognition at fair value, grouped into Levels 1 to 3 based on the degree to which the fair value is observable.

- Level 1 fair value measurements are those derived from quoted prices (unadjusted) in active markets for identical assets or liabilities.

- Level 2 fair value measurements are those derived from inputs other than quoted prices included within Level 1 that are observable for the asset or liability, either directly (i.e. as prices) or indirectly (i.e. derived from prices).

- Level 3 fair value measurements are those derived from valuation techniques that include inputs for the asset or liability that are not based on observable market data (unobservable inputs).

Rs. In Lacs

| Particulars | Level 1 | Level 2 | Level 3 | Total |
|---|---|---|---|---|
| **As at March 31, 2026** | | | | |
| Assets at fair value | | | | |
| Investments measured at | | | | |
| i. Fair value through other comprehensive income | - | NA | 222.35 | 222.35 |
| ii. Fair value through profit and loss | 0.07 | NA | - | 0.07 |
| **As at March 31, 2025** | | | | |
| Assets at fair value | | | | |
| Investments measured at | | | | |
| i. Fair value through other comprehensive income | - | NA | 222.35 | 222.35 |
| ii. Fair value through profit and loss | 0.07 | NA | - | 0.07 |

**(iv) Financial risk management objectives:**

The Company's principal financial liabilities comprise of loan from banks and financial institutions, and trade payables. The main purpose of these financial liabilities is to raise finance for the Company's operations. The Company has various financial assets such as trade receivables, cash and short term deposits, which arise directly from its operations.

The main risks arising from Company's financial instruments are foreign currency risk, credit risk, market risk, interest rate risk and liquidity risk. The Board of Directors review and agree policies for managing each of these risks.

**(a) Credit risk:**

Credit risk is the risk of financial loss to the Company if a customer or counterparty to a financial instrument fails to meet its contractual obligations, and arises principally from the Company's trade and other receivables, cash and cash equivalents and other bank balances. The maximum exposure to credit risk in case of all the financial instruments covered below is restricted to their respective carrying amount.

**Trade and Other receivables**

Customer credit is managed by each business unit subject to the Company's established policies, procedures and control relating to customer credit risk management. Trade receivables are non-interest bearing and are generally on credit term upto 30 to 150 days. Credit limits are established for all customers based on internal rating criteria. Outstanding customer receivables are regularly monitored.

The Company measures the expected credit loss of trade receivables based on historical trend, industry practices and the business environment in which the entity operates. Loss rates are based on actual credit loss experience and past trends.

# NOTES FORMING PART OF THE STANDALONE FINANCIAL STATEMENTS

for the year ended on 31st March, 2026

**Expected credit loss assessment for customers:**

The company is making provisions on trade receivables based on Expected Credit Loss (ECL) model. The reconciliation of ECL is as follows:

Rs. In Lacs

| Particulars | 2025-26 | 2024-25 |
|---|---|---|
| Opening Balance | 136.87 | 203.40 |
| Impairment loss as per ECL recognised/(reversed) | 14.30 | (9.61) |
| Additional Provision | - | - |
| Amounts written off / reversed as bad debts | 28.10 | (56.92) |
| Closing Balance | 179.27 | 136.87 |

**Other financial assets**

The Company maintains exposure in cash and cash equivalents, term deposits with banks and derivative contracts.

The Company held cash and cash equivalents of Rs. 1454.79 Lacs at March 31, 2026 (March 31, 2025: Rs. 760.51 Lacs). Cash and cash equivalents are held with reputable and credit-worthy banks.

Individual risk limits are set for each counter party based on financial position, credit rating and past experience. Credit limits and concentration of exposures are actively monitored by the Management of the Company.

Other than trade and other receivables, the Company has no other financial assets that are past due but not impaired

**(b) Market risk:**

Market Risk is the risk that the fair value or future cash flows of a financial instrument will fluctuate because of changes in market prices. Market risk comprises three types of risk: currency risk, interest rate risk and price risk.

**(I) Foreign currency risk**

The Company is exposed to currency risk on account of its operating and financing activities. The functional currency of the Company is Indian Rupee. Company's exposure is mainly denominated in USD, GBP and Euro. The exchange rates have changed substantially in recent periods and may continue to fluctuate substantially in the future. The Company has put in place a Financial Risk Management Policy to Identify the most effective and efficient ways of managing the currency risks. The Company uses derivative instruments (mainly foreign exchange forward contracts) to mitigate the risk of changes in foreign currency exchange rate.

The Company do not use derivative financial instruments for trading or speculative purposes.

**(II) Interest rate risk:**

Interest rate risk is measured by using the cash flow sensitivity for changes in variable interest rates. Any movement in the reference rates could have an impact on the Company's cash flows as well as costs. The Company also uses a mix of interest rate sensitive financial instruments to manage the liquidity and fund requirements for its day to day operations like short-term loans.

**Interest rate sensitivity analysis:**

As at March 31, 2026 interest bearing financial liability stood at Rs. 11,483.01 Lacs (March 31 2025: 13,821.40 Lacs), was subject to variable interest rates. Increase/decrease of 50 basis points in interest rates at the balance sheet date would result in decrease/increase in profit before tax of Rs. 57.42 Lacs (March 31, 2025: Rs. 69.11 Lacs).

The risk estimates provided assume a parallel shift of 50 basis points interest rate. This calculation also assumes that the change occurs at the balance sheet date and has been calculated based on risk exposures outstanding as at that date. The period end balances are not necessarily representative of the average debt outstanding during the period.

This analysis assumes that all other variables, in particular foreign currency rates, remain constant.

# NOTES FORMING PART OF THE STANDALONE FINANCIAL STATEMENTS

for the year ended on 31st March, 2026

**Fair value of financial instruments:**

All financial assets are initially recognized at fair value of consideration paid. Subsequently, financial assets are carried at fair value or amortized cost less impairment. Where non-derivative financial assets are carried at fair value, gains and losses on re-measurement are recognized directly in equity unless the financial assets have been designated as being held at fair value through profit or loss, in which case the gains and losses are recognized directly in the standalone statement of profit and loss. Financial assets are designated as being held at fair value through profit or loss when it is necessary to reduce measurement inconsistency for related assets and liabilities. All financial liabilities other than derivatives are initially recognized at fair value of consideration received net of transaction costs as appropriate (initial cost) and subsequently carried at amortized cost.

**(III) Liquidity risk:**

The Company follows a Conservative policy of ensuring sufficient liquidity at all times through a strategy of profitable growth, efficient liquidity at all times through a strategy of profitable growth, efficient working capital management as well as prudent capital expenditure. The Company has a overdraft facility with banks to support any temporary funding requirements.

The Company believes that current cash and cash equivalents, tied up borrowing lines and cash flow that is generated from operations is sufficient to meet requirements. Accordingly, liquidity risk is perceived to be low.

**Liquidity table:**

Liquidity tables drawn up based on the cash flows of financial liabilities based on the earliest date on which the Company can be required to pay is disclosed at Note no. 51.

**(IV) Other price risk:**

The Company is not exposed to any significant equity price risks arising from equity investments, as on 31st March 2026. Equity investments are held for strategic rather than trading purposes. The Company does not actively trade these investments.

**(V) Equity price sensitivity analysis:**

There is no exposure to equity price risks as at the reporting date or as at the previous reporting date.

## 42. Disclosure pursuant to Ind AS 27 "Separate Financial Statements"

**Investments in following subsidiaries and associates is accounted at cost:**

| S. No. | Name of Subsidiary company / Associate Company | Principal place of business | As at March 31, 2026 | | As at March 31, 2025 | |
|---|---|---|---|---|---|---|
| | | | Effective proportion of ownership interest (%) | Effective proportion of voting power interest (%) | Effective proportion of ownership interest (%) | Effective proportion of voting power interest (%) |
| **(A)** | **Wholly Owned Subsidiaries (Foreign)** | | | | | |
| i. | Superhouse (U.K.) Ltd. | UK | 100% | 100% | 100% | 100% |
| ii. | Superhouse (USA) International Inc. | USA | 0% | 0% | 100% | 100% |
| | (WOS wound-up during the year) | | | | | |
| iii. | Superhouse Middle East FZC, Azman | Azman | 100% | 100% | 100% | 100% |
| iv. | Briggs Industrial Footwear Ltd. | UK | 100% | 100% | 100% | 100% |
| v. | Linea De Seguridad S.L.U. | Spain | 100% | 100% | 100% | 100% |
| vi. | Superhouse GMBH | Germany | 100% | 100% | 100% | 100% |
| vii. | La Compagnie Francaise De Protection SRL | France | 100% | 100% | 100% | 100% |
| | (including shares held through another WOS) | | | | | |
| viii. | Creemos International Ltd. | India | 51.05% | 51.05% | 51.05% | 51.05% |
| xi. | Allen Cooper Ltd. | India | 51.15% | 51.15% | 51.15% | 51.15% |
| **(B)** | **Associate Companies** | | | | | |
| i. | Unnao Tanneries Pollution Control Co. | India | 34.05% | 34.05% | 34.05% | 34.05% |
| ii. | Steven Industries Ltd. | India | 46.67% | 46.67% | 46.67% | 46.67% |
| iii. | Amin International Ltd. | India | 31.13% | 31.13% | 31.13% | 31.13% |
| iv. | Knowledgehouse Ltd. | India | 31.85% | 31.85% | 31.85% | 31.85% |

# NOTES FORMING PART OF THE STANDALONE FINANCIAL STATEMENTS

for the year ended on 31st March, 2026

**43.** There is no amount due and outstanding to be credited to Investor Education & Protection Fund as at March 31, 2026.

## 44. Disclosure pursuant to Ind AS 37 "Provisions, Contingent Liabilities and Contingent assets":

The company has recognised contingent liabilities as disclosed in Note 34 above and as such no provision is required to be made. No provision was outstanding as at the beginning and at the end of the year.

## 45. Disclosure pursuant to Ind AS 105 "Non-current assets held for sale and discontinued operations":

There are no such asset held for sale and discontinued operations.

## 46. Tax Expenses

**(a) Amounts recognized in profit and loss**

Rs. In Lacs

| Particulars | 2025-26 | | 2024-25 | |
|---|---|---|---|---|
| **Current tax expense** | | | | |
| Current year | 679.59 | | 279.40 | |
| Changes in estimates relating to prior years | 100.68 | | 290.14 | |
| | | 780.27 | | 569.54 |
| **Deferred tax expense** | | | | |
| Origination and reversal of temporary differences | (167.47) | | 171.62 | |
| Changes in estimates relating to prior years | - | | (289.39) | |
| Recognition of previously unrecognized tax losses | - | | - | |
| | | (167.47) | | (117.77) |
| Tax expense recognized in the income statement | | 612.80 | | 451.77 |

**(b) Amounts recognized in other comprehensive income**

Rs. In Lacs

| Particulars | 2025-26 | 2024-25 |
|---|---|---|
| Items that will not be reclassified to profit or loss | | |
| - Remeasurements of the defined benefit plans | 51.87 | (60.59) |
| Tax Expense/Benefit) | 12.97 | (15.15) |
| Net of Tax | 38.90 | (45.44) |

**(c) Reconciliation of tax expense and accounting profit multiplied by domestic tax rate applicable in India:**

Rs. In Lacs

| Particulars | | 2025-26 | | 2024-25 |
|---|---|---|---|---|
| Profit before tax | | 1,833.52 | | 1,793.10 |
| Corporate tax rate as per Income Tax Act, 1961 | 25.17% | | 25.17% | |
| Tax on Accounting profit | | 461.46 | | 451.32 |
| (i) Tax on expenses not tax deductible: | | | | |
| (A) CSR expenses | | 11.68 | | 12.56 |
| (B) Tax on other expenses | | 16.69 | | 13.96 |
| (ii) Tax effect on lower tax rate income | | - | | - |
| (iii) Tax effect on Long Term Capital Gain | | 80.40 | | - |
| (iv) Tax effect on depreciation | | 2.44 | | - |
| (v) Tax effect on various other items including excess/ short | | | | |
| provision of earlier years | | 40.13 | | (26.08) |
| **Total effect of tax adjustments [(i) to (v)]** | | **151.34** | | **0.44** |
| Tax expense recognised during the year | | 612.80 | | 451.76 |
| Effective tax rate | 33.42% | - | 25.19% | - |

# NOTES FORMING PART OF THE STANDALONE FINANCIAL STATEMENTS

for the year ended on 31st March, 2026

**(d)** (i) Unused tax losses for which no deferred tax asset is recognised in the Balance Sheet NIL

(ii) Unrecognised deductible temporary differences for which no deferred tax asset is recognised in Balance Sheet NIL

**(e) Components of deferred tax (assets) and liabilities recognised in Balance Sheet and Statement of Profit or Loss:**

Rs. In Lacs

| Particulars | Balance Sheet as at | | | Statement of Profit & Loss | |
|---|---|---|---|---|---|
| | 31.03.2026 | 31.03.2025 | 01.04.2024 | 2025-26 | 2024-25 |
| Difference between book balance and tax balance of PPE | 1,337.95 | 1,492.23 | 1,590.94 | (154.28) | (98.71) |
| Provision for gratuity | (23.84) | (30.74) | (18.14) | 6.90 | (12.60) |
| Government grant | (80.69) | (90.74) | (50.86) | 10.05 | (39.88) |
| Provision for Bad Debts | (45.12) | (34.45) | (51.20) | (10.67) | 16.75 |
| Others | (6.78) | (0.28) | (1.80) | (6.50) | 1.52 |
| Net Deferred Tax (asset) liability | 1,181.52 | 1,336.02 | 1,468.94 | | |
| Deferred Tax expense/(income) | | | | (154.50) | (132.92) |
| - Recognised in Statement of Profit & Loss | | | | (167.47) | (117.77) |
| - Recognised in Other Comprehensive Income | | | | 12.97 | (15.15) |

**(f) Reconciliation of deferred Tax (Asset) Liability**

Rs. In Lacs

| Particulars | 2025-26 | 2024-25 |
|---|---|---|
| Opening Balances | 1,336.02 | 1,468.94 |
| Tax (income)/expense during the period recognised in: | | |
| - Statement of Profit and Loss in Profit or Loss section | (167.47) | (117.77) |
| - Statement of Profit and Loss under OCI section | 12.97 | (15.15) |
| Closing Balances | 1,181.52 | 1,336.02 |

**47.** Financial Statements of the subsidiary companies and related detailed information will be made available to the investors, of the company and subsidiary companies, seeking such information. The financial statements of the subsidiary companies are also kept at Registered Office of the company and that of subsidiary companies for inspection of investors of the company and subsidiary companies.

## 48. Disclosure of related parties/related party transactions/balances pursuant to Ind AS 24 "Related Party Disclosures"

**(A) Name of Related Parties and nature of relationship**

**i. Related parties over which control exist (Subsidiaries)**

a) Superhouse (U.K.) Ltd., UK (WOS)

b) Superhouse (USA) International Inc., USA (WOS) - wound-up during the year

c) Superhouse Middle East FZC, Azman (WOS)

d) Briggs Industrial Footwear Ltd. (U.K.) (WOS)

e) Linea De Seguridad S.L.U., Spain (WOS)

f) La Compagnie Francaise De Protection SRL, France (WOS)

g) Petrick Shoes Ltd., UK (Step-down subsidiary)

h) Nomad Clothing Ltd., UK (Step-down subsidiary)

i) Creemos International Limited (Holding 51.05% Equity)

j) Allen Cooper Limited (Holding 51.15% Equity)

# NOTES FORMING PART OF THE STANDALONE FINANCIAL STATEMENTS

for the year ended on 31st March, 2026

**iii. Joint Ventures** Nil

**iv. Associates with whom transactions were carried out during the year**

| | | Proportion of Voting power held by company | |
|---|---|---|---|
| | | 31.03.26 | 31.03.25 |
| a) | Unnao Tanneries Pollution Control Company | 34.05% | 34.05% |
| | (A company registered under Section 25 of erstwhile the Companies Act, 1956) | | |
| b) | Steven Industries Limited | 46.67% | 46.67% |
| c) | Amin International Limited | 31.13% | 31.13% |
| d) | Knowledgehouse Limited | 31.85% | 31.85% |

**v. Key Management Personnel (KMP) & Close members of KMP:**

a) Mr. Mukhtarul Amin – Chairman & Managing Director
b) Mr. Zafarul Amin – Jt. Managing Director (Son of Mr. Mukhtarul Amin)
c) Mr. Mohd. Shadab – Dy. Managing Director (Son in law of Mr. Mukhtarul Amin)
d) Mrs. Shahina Mukhtar – Director (Wife of Mr. Mukhtarul Amin)
e) Mr. Yusuf Amin – Director (Son of Mr. Mukhtarul Amin)
f) Mr. Vinay Sanan, Independent Director
g) Mr. Usman Ahmad, Independent Director (ceased on 20.07.25)
h) Mr. Krishan Kumar Ram Tewari, Independent Director
i) Mr. Rajendra Krishan Shukla, Independent Director
j) Mr. R. K. Agrawal - Company Secretary
k) Mr. Krishna Dutt Misra - CFO
l) Mr Ajay Kumar Sengar, Independent Director (ceased on 29.09.25)
m) Mr. Mohd. Kashif (Son in law of Mr. Mukhtarul Amin)
n) Mr. Kamal Agarwal, Independent Director (ceased on 22.09.24)
o) Syed Javed Ali Hashmi, Independent Director (ceased on 22.09.24)
p) Mr. Dilip Kumar Dheer, Independent Director (ceased on 22.09.24)
q) Mr. G. C. Srivastav, Independent Director (appointed on 30.09.25)
r) Dr. Harmeet Singh (appointed on 11.07.25)

**vi. Others: Enterprise over which KMP or close member of KMP are able to exercise significant influence:**

a) Chowdhary Overseas Limited
b) Imperium Overseas Private Limited
c) Modriba International Limited
d) Mayfair Global Industries Limited
e) Superhouse Accessories Limited
f) Stabilush Safety GMBH
g) S S Enterprises
h) Aminsons Welfare Society
i) The All India Federation of Education Association

# NOTES FORMING PART OF THE STANDALONE FINANCIAL STATEMENTS

for the year ended on 31st March, 2026

**(B) (i) Disclosure of related party transactions during the year (in ordinary course of business at arm length price) Summary:**

Rs. In Lacs

| Transactions | Wholly Owned Subsidiaries | | Associates | | Other related parties | | KMP and Relatives | |
|---|---|---|---|---|---|---|---|---|
| | As at / for the year ended | | As at / for the year ended | | As at / for the year ended | | As at / for the year ended | |
| | 31.03.2026 | 31.03.2025 | 31.03.2026 | 31.03.2025 | 31.03.2026 | 31.03.2025 | 31.03.2026 | 31.03.2025 |
| Purchases of materials / finished goods | 119.78 | 321.05 | 136.38 | 211.27 | 2,082.12 | 2,400.28 | - | - |
| Purchases of PPE (including CWIP) | 4.85 | 5.70 | - | 143.51 | 97.65 | 1.15 | - | - |
| Sale of materials / finished goods | 2,945.33 | 3,787.01 | 103.24 | 299.22 | 1,164.77 | 1,689.38 | - | - |
| Sale of PPE | - | 41.97 | - | 9.89 | - | 257.78 | - | - |
| Services rendered / other receipts | 12.18 | 12.81 | 2.95 | 1.44 | 20.63 | 20.56 | - | - |
| Services availed | 276.69 | 377.82 | 50.65 | 92.59 | 172.32 | 51.99 | - | - |
| Rent paid | - | - | - | - | 0.87 | 0.24 | 51.83 | 41.99 |
| Rent received | 14.25 | 18.73 | - | - | 139.75 | 120.25 | - | - |
| Commission received on Corporate Guarantee | - | 5.92 | 3.42 | - | - | - | - | - |
| Remuneration/sitting fee | - | - | - | - | - | - | 297.39 | 283.24 |
| Guarantee Commission | - | - | - | - | - | - | 194.25 | 196.14 |
| Interest Paid | - | - | 28.55 | 27.45 | 32.72 | 6.77 | - | - |
| Interest Received | 20.80 | 3.22 | - | - | - | - | - | - |
| Receivables (Net) | 3,609.20 | 3,462.10 | 29.53 | - | 265.23 | 447.36 | 15.74 | 19.21 |
| Payables (Trade payable & other liabilities) (Net) | - | 25.57 | 163.52 | 95.73 | 118.12 | 105.29 | 314.87 | 253.17 |
| Loans given/(repaid) during the year | 62.22 | 47.32 | - | - | - | - | - | - |
| Loans and Advances at the year end | 316.74 | 254.52 | - | - | - | - | - | - |
| Unsecured Loans availed/(repaid) (Net) | - | - | 217.75 | (106.92) | 150.00 | - | - | - |
| Unsecured Loans at the year end | - | - | 404.71 | 186.96 | 377.44 | 228.03 | - | - |
| Donation/Contribution for CSR | - | - | - | - | 24.49 | 24.73 | - | - |

Investments Refer Note No. 3

**(B) (ii) Detail of related party transactions during the year (in ordinary course of business at arm length price)**

Rs. In Lacs

| Name of Related Party and Transactions | Wholly Owned Subsidiaries | | Associates | | Other related parties | | KMP and Relatives | |
|---|---|---|---|---|---|---|---|---|
| | As at / for the year ended | | As at / for the year ended | | As at / for the year ended | | As at / for the year ended | |
| | 31.03.2026 | 31.03.2025 | 31.03.2026 | 31.03.2025 | 31.03.2026 | 31.03.2025 | 31.03.2026 | 31.03.2025 |
| **Purchases of materials / finished goods** | | | | | | | | |
| Creemos International Limited | 103.82 | 309.67 | - | - | - | - | - | - |
| Allen Cooper Limited | 15.96 | 11.38 | - | - | - | - | - | - |
| Amin International Limited | - | - | 136.38 | 211.27 | - | - | - | - |
| Chowdhary Overseas Limited | - | - | - | - | 155.70 | 121.24 | - | - |
| Superhouse Accessories Limited | - | - | - | - | 559.29 | 678.53 | - | - |
| Modriba International Limited | - | - | - | - | 673.37 | 629.76 | - | - |
| Mayfair Global Industries Limited | - | - | - | - | 693.76 | 970.75 | - | - |
| | **119.78** | **321.05** | **136.38** | **211.27** | **2,082.12** | **2,400.28** | **-** | **-** |
| **Purchases of PPE (including CWIP)** | | | | | | | | |
| Chowdhary Overseas Limited | - | - | - | - | 1.24 | - | - | - |
| Steven Industries Limited | - | - | - | 143.51 | - | - | - | - |
| Modriba International Limited | - | - | - | - | - | 1.15 | - | - |
| Imperium Overseas Private Limited | - | - | - | - | 96.41 | - | | |

# NOTES FORMING PART OF THE STANDALONE FINANCIAL STATEMENTS

for the year ended on 31st March, 2026

Rs. In Lacs

| Name of Related Party and Transactions | Wholly Owned Subsidiaries | | Associates | | Other related parties | | KMP and Relatives | |
|---|---|---|---|---|---|---|---|---|
| | As at / for the year ended | | As at / for the year ended | | As at / for the year ended | | As at / for the year ended | |
| | 31.03.2026 | 31.03.2025 | 31.03.2026 | 31.03.2025 | 31.03.2026 | 31.03.2025 | 31.03.2026 | 31.03.2025 |
| Creemos International Limited | 4.85 | 5.70 | - | - | - | - | - | - |
| | **4.85** | **5.70** | **-** | **143.51** | **97.65** | **1.15** | **-** | **-** |
| **Sale of materials / finished goods** | | | | | | | | |
| Superhouse (U.K.) Ltd., UK | 1,079.64 | 1,104.04 | - | - | - | - | - | - |
| Superhouse Middle East FZC, Azman | 275.15 | 27.19 | - | - | - | - | - | - |
| Briggs Industrial Footwear Ltd. (U.K.) | 769.12 | 1,644.02 | - | - | - | - | - | - |
| Linea De Seguridad S.L.U., Spain | 36.77 | 91.90 | - | - | - | - | - | - |
| Patrick Shoes Limited, UK | 594.43 | 519.36 | - | - | - | - | - | - |
| Nomad Clothing Ltd., UK | 0.50 | 34.88 | - | | - | - | - | - |
| Creemos International Limited | 152.26 | 322.18 | - | - | - | - | - | - |
| Allen Cooper Limited | 37.46 | 43.44 | - | - | - | - | - | - |
| Amin International Limited | - | - | 103.24 | 299.22 | - | - | - | - |
| Stabilush Safety GMBH | - | - | - | - | 238.98 | 320.67 | - | - |
| S S Enterprises | - | - | - | - | - | 2.50 | - | - |
| Chowdhary Overseas Limited | - | - | - | - | 502.06 | 579.12 | - | - |
| Superhouse Accessories Limited | - | - | - | - | 11.52 | 29.19 | - | - |
| Modriba International Limited | - | - | - | - | 207.46 | 203.19 | - | - |
| Mayfair Global Industries Limited | - | - | - | - | 37.54 | 319.41 | - | - |
| Imperium Overseas Private Limited | - | - | - | - | 167.21 | 235.30 | - | - |
| | **2,945.33** | **3,787.01** | **103.24** | **299.22** | **1,164.77** | **1,689.38** | **-** | **-** |
| **Sale of PPE** | | | | | | | | |
| Creemos International Limited | - | 41.97 | - | - | - | - | - | - |
| Amin International Limited | - | - | - | 9.89 | - | - | - | - |
| Superhouse Accessories Limited | - | - | - | - | - | 11.58 | - | - |
| Chowdhary Overseas Limited | - | - | - | - | - | 135.11 | - | - |
| Mayfair Global Industries Limited | - | - | - | - | - | 0.63 | - | - |
| Imperium Overseas Private Limited | - | - | - | - | - | 105.34 | - | - |
| Modriba International Limited | - | - | - | - | - | 5.12 | - | - |
| | **-** | **41.97** | **-** | **9.89** | **-** | **257.78** | **-** | **-** |
| **Services rendered / other receipts** | | | | | | | | |
| Amin International Limited | - | - | 2.23 | 1.44 | - | - | - | - |
| Steven Industries Limited | - | - | 0.72 | - | - | - | - | - |
| Creemos International Limited | 10.27 | 5.32 | - | - | - | - | - | - |
| Allen Cooper Limited | 1.91 | 7.49 | - | - | - | - | - | - |
| Superhouse Accessories Limited | - | - | - | - | 0.13 | 0.57 | - | - |
| Chowdhary Overseas Limited | - | - | - | - | 11.39 | 1.58 | - | - |
| Modriba International Limited | - | - | - | - | 7.62 | 17.35 | - | - |
| Imperium Overseas Private Limited | - | - | - | | 0.87 | 0.78 | | |
| Mayfair Global Industries Limited | - | - | - | - | 0.62 | 0.28 | - | - |
| | **12.18** | **12.81** | **2.95** | **1.44** | **20.63** | **20.56** | **-** | **-** |
| **Services availed** | | | | | | | | |
| Superhouse (U.K.) Ltd., UK | 182.33 | 225.89 | - | - | - | - | - | - |
| Superhouse Middle East FZC, Azman | - | 10.35 | - | - | - | - | - | - |
| Creemos International Limited | 0.08 | 4.08 | - | - | - | - | - | - |
| Linea De Seguridad S.L.U., Spain | 94.28 | 137.50 | - | - | - | - | - | - |
| Steven Industries Limited | - | - | 3.26 | - | - | - | - | - |

# NOTES FORMING PART OF THE STANDALONE FINANCIAL STATEMENTS

for the year ended on 31st March, 2026

Rs. In Lacs

| Name of Related Party and Transactions | Wholly Owned Subsidiaries | | Associates | | Other related parties | | KMP and Relatives | |
|---|---|---|---|---|---|---|---|---|
| | As at / for the year ended | | As at / for the year ended | | As at / for the year ended | | As at / for the year ended | |
| | 31.03.2026 | 31.03.2025 | 31.03.2026 | 31.03.2025 | 31.03.2026 | 31.03.2025 | 31.03.2026 | 31.03.2025 |
| Unnao Tanneries Pollution Control Company | - | - | 47.39 | 92.59 | - | - | - | - |
| Stabilush Safety GMBH | - | - | - | - | 65.42 | 9.24 | - | - |
| Superhouse Accessories Limited | - | - | - | - | 0.39 | - | - | - |
| Chowdhary Overseas Limited | - | - | - | - | - | 0.01 | - | - |
| Imperium Overseas Private Limited | | | | | 39.61 | 40.00 | - | - |
| Mayfair Global Industries Limited | - | - | - | - | 66.90 | 2.74 | - | - |
| | **276.69** | **377.82** | **50.65** | **92.59** | **172.32** | **51.99** | **-** | **-** |
| **Rent paid** | | | | | | | | |
| Mayfair Global Industries Limited | - | - | | | 0.24 | 0.24 | - | - |
| Imperium Overseas Private Limited | - | - | - | - | 0.63 | - | - | - |
| Mr. Mukhtarul Amin | - | - | - | - | - | - | 27.83 | 22.49 |
| Mrs. Shahina Mukhtar | - | - | - | - | - | - | 20.40 | 18.60 |
| Mr. Zafarul Amin | - | | | | - | - | 1.80 | 0.45 |
| Mr. Yusuf Amin | - | | | | - | - | 1.80 | 0.45 |
| | **-** | **-** | **-** | **-** | **0.87** | **0.24** | **51.83** | **41.99** |
| **Rent received** | | | | | | | | |
| Creemos International Limited | 0.55 | 5.08 | - | - | - | - | - | - |
| Allen Cooper Limited | 13.70 | 13.65 | - | - | - | - | - | - |
| Superhouse Accessories Limited | - | - | - | - | 18.00 | 18.00 | - | - |
| Modriba International Limited | - | - | - | - | 12.01 | 12.01 | - | - |
| Mayfair Global Industries Limited | - | - | - | - | 36.00 | 18.00 | - | - |
| Chowdhary Overseas Limited | - | - | - | - | 73.74 | 72.24 | - | - |
| | **14.25** | **18.73** | **-** | **-** | **139.75** | **120.25** | **-** | **-** |
| **Remuneration/sitting fee** | | | | | | | | |
| Mr. Mukhtarul Amin | - | - | - | - | - | - | 134.44 | 134.42 |
| Mrs. Shahina Mukhtar - Sitting Fee | - | - | - | - | - | - | 0.20 | 1.00 |
| Mr. Zafarul Amin | - | - | - | - | - | - | 67.25 | 67.32 |
| Mr. Mohd. Shadab | - | - | - | - | - | - | 58.92 | 39.21 |
| Mr. Yusuf Amin - Sitting Fee | - | - | - | - | - | - | 0.60 | 1.20 |
| Mr. Mohd. Kashif | - | - | - | - | - | - | - | 5.00 |
| Mr. R.K. Agrawal | - | - | - | - | - | - | 14.88 | 14.21 |
| Mr. Krishna Dutt Misra | - | - | - | - | - | - | 16.90 | 17.08 |
| Mr. Vinay Sanan | - | - | - | - | - | - | 1.00 | 0.40 |
| Mr. Rajendra Krishan Shukla | - | - | - | - | - | - | 1.20 | 0.40 |
| Mr. Krishan Kumar Ram Tewari | - | - | - | - | - | - | 0.60 | 0.40 |
| Mr. Kamal Agarwal | - | - | - | - | - | - | - | 0.40 |
| Mr. Usman Ahmad | - | - | - | - | - | - | - | 0.20 |
| Syed Javed Ali Hashmi | - | - | - | - | - | - | - | 0.60 |
| Mr Ajay Kumar Sengar | - | - | - | - | - | - | 0.20 | 0.40 |
| Mr. Dilip Kumar Dheer | - | - | - | - | - | - | - | 1.00 |
| Mr. G. C. Srivastav | - | - | - | - | - | - | 0.40 | - |
| Dr. Harmeet Singh | - | - | - | - | - | - | 0.80 | - |
| | **-** | **-** | **-** | **-** | **-** | **-** | **297.39** | **283.24** |
| **Commission received on Corporate Guarantee** | | | | | | | | |
| Superhouse Middle East FZC, Azman | - | 3.16 | - | - | - | - | - | - |
| Linea De Seguridad SLU, Spain | - | 2.76 | - | - | - | - | - | - |

# NOTES FORMING PART OF THE STANDALONE FINANCIAL STATEMENTS

for the year ended on 31st March, 2026

Rs. In Lacs

| Name of Related Party and Transactions | Wholly Owned Subsidiaries | | Associates | | Other related parties | | KMP and Relatives | |
|---|---|---|---|---|---|---|---|---|
| | As at / for the year ended | | As at / for the year ended | | As at / for the year ended | | As at / for the year ended | |
| | 31.03.2026 | 31.03.2025 | 31.03.2026 | 31.03.2025 | 31.03.2026 | 31.03.2025 | 31.03.2026 | 31.03.2025 |
| Knowledgehouse Limited | - | - | 3.42 | - | - | - | - | - |
| | **-** | **5.92** | **3.42** | **-** | **-** | **-** | **-** | **-** |
| **Guarantee Commission** | | | | | | | | |
| Mr. Mukhtarul Amin | - | - | - | - | - | - | 64.75 | 65.38 |
| Mrs. Shahina Mukhtar | - | - | - | - | - | - | 64.75 | 65.38 |
| Mr. Zafarul Amin | - | - | - | - | - | - | 64.75 | 65.38 |
| | **-** | **-** | **-** | **-** | **-** | **-** | **194.25** | **196.14** |
| **Interest Paid** | | | | | | | | |
| Superhouse Accessories Limited | | | | | 32.72 | 6.77 | | |
| Amin International Limited | - | - | 28.55 | 27.45 | - | - | - | - |
| | **-** | **-** | **28.55** | **27.45** | **32.72** | **6.77** | **-** | **-** |
| **Interest Received** | | | | | | | | |
| Briggs Industrial Footwear Ltd. (U.K.) | 20.80 | 2.49 | - | - | - | - | - | - |
| Linea De Seguridad SLU, Spain | - | 0.73 | - | - | - | - | - | - |
| | **20.80** | **3.22** | **-** | **-** | **-** | **-** | **-** | **-** |
| **Unsecured Loans availed/(repaid) during the year** | | | | | | | | |
| Amin International Limited (repaid) | - | - | (132.25) | (106.92) | - | - | - | - |
| Amin International Limited availed | | | 350.00 | | | | | |
| Superhouse Accessories Limited - availed | - | - | - | - | 150.00 | - | - | - |
| | **-** | **-** | **217.75** | **(106.92)** | **150.00** | **-** | **-** | **-** |
| **Loan given/(repayment received) during the year (including exchange fluctuation) (Net)** | | | | | | | | |
| Linea De Seguridad SLU, Spain | 4.06 | (27.55) | - | - | - | - | - | - |
| Briggs Industrial Footwear Ltd. (U.K.) | 58.16 | 74.87 | - | - | - | - | - | - |
| | **62.22** | **47.32** | **-** | **-** | **-** | **-** | **-** | **-** |
| **Donation/Contribution for CSR** | | | | | | | | |
| Aminsons Welfare Society | - | - | - | - | 24.25 | - | - | - |
| The All India Federation of Educational Association | - | - | - | - | 0.24 | 24.73 | - | - |
| | **-** | **-** | **-** | **-** | **24.49** | **24.73** | **-** | **-** |
| **(C) Outstanding balances with related parties:** | | | | | | | | |
| (i) Receivables (Net) | | | | | | | | |
| Superhouse (U.K.) Ltd., UK | 1,703.06 | 1,454.99 | - | - | - | - | - | - |
| Superhouse Middle East FZC, Azman | 104.30 | - | - | - | - | - | - | - |
| Briggs Industrial Footwear Ltd. (U.K.) | 633.29 | 710.51 | - | - | - | - | - | - |
| Linea De Seguridad SLU, Spain | 97.34 | 130.86 | - | - | - | - | - | - |
| La Compagnie Francaise De Protection SRL, France | 21.93 | 18.52 | - | - | - | - | - | - |
| Creemos International Limited | 66.04 | 122.51 | - | - | - | - | - | - |
| Allen Cooper Limited | 96.89 | 59.80 | - | - | - | - | - | - |
| Knowledgehouse Limited | - | - | 3.96 | - | - | - | - | - |
| Amin International Limited | - | - | 25.57 | - | - | - | - | - |
| Chowdhary Overseas Limited | - | - | - | - | 91.87 | 120.63 | | |
| Mayfair Global Industries Limited | - | - | - | - | 51.14 | 228.57 | - | - |
| Imperium Overseas Private Limited | - | - | - | - | - | 29.68 | - | - |

# NOTES FORMING PART OF THE STANDALONE FINANCIAL STATEMENTS

for the year ended on 31st March, 2026

Rs. In Lacs

| Name of Related Party and Transactions | Wholly Owned Subsidiaries | | Associates | | Other related parties | | KMP and Relatives | |
|---|---|---|---|---|---|---|---|---|
| | As at / for the year ended | | As at / for the year ended | | As at / for the year ended | | As at / for the year ended | |
| | 31.03.2026 | 31.03.2025 | 31.03.2026 | 31.03.2025 | 31.03.2026 | 31.03.2025 | 31.03.2026 | 31.03.2025 |
| Patrick Shoes Limited, UK | 886.35 | 947.65 | - | - | - | - | - | - |
| Nomad Clothing Ltd., UK | - | 17.26 | - | - | - | - | - | - |
| Stabilush Safety GMBH | - | - | - | - | 122.22 | 64.16 | - | - |
| S S Enterprises | - | - | - | - | - | 4.32 | - | - |
| Mr. Krishna Dutt Misra | - | - | - | - | - | - | 15.74 | 19.21 |
| | **3,609.20** | **3,462.10** | **29.53** | **-** | **265.23** | **447.36** | **15.74** | **19.21** |
| **(ii) Payables (Trade payable & other liabilities) (Net)** | | | | | | | | |
| Superhouse Middle East FZC, Azman | - | 25.57 | - | - | - | - | - | - |
| Unnao Tanneries Pollution Control Company | - | - | 3.02 | 2.88 | - | - | - | - |
| Amin International Limited | - | - | - | 6.46 | - | - | - | - |
| Steven Industries Limited | - | - | 160.50 | 86.39 | - | - | - | - |
| Superhouse Accessories Limited | - | - | - | - | 57.33 | 91.98 | - | - |
| Modriba International Limited | - | - | - | - | 41.30 | 13.31 | - | - |
| Imperium Overseas Private Limited | - | - | - | - | 19.49 | - | - | - |
| Mr. Mukhtarul Amin | - | - | - | - | - | - | 134.28 | 58.61 |
| Mrs. Shahina Mukhtar | - | - | - | - | - | - | 122.67 | 107.66 |
| Mr. Zafarul Amin | - | - | - | - | - | - | 53.64 | 83.58 |
| Mr. Yusuf Amin | - | - | - | - | - | - | 0.77 | 0.49 |
| Mr. Mohd. Shadab | - | - | - | - | - | - | 2.53 | 1.94 |
| Mr. R.K. Agrawal | - | - | - | - | - | - | 0.98 | 0.89 |
| | **-** | **25.57** | **163.52** | **95.73** | **118.12** | **105.29** | **314.87** | **253.17** |
| **(iii) Loans and Advances at the year end** | | | | | | | | |
| **Linea De Seguridad SLU, Spain** | 26.16 | 22.10 | - | - | - | - | - | - |
| Briggs Industrial Footwear Ltd. (U.K.) | 290.58 | 232.42 | - | - | - | - | - | - |
| | **316.74** | **254.52** | **-** | **-** | **-** | **-** | **-** | **-** |
| **(iv) Unsecured Loans at the year end** | | | | | | | | |
| Amin International Limited | - | - | 404.71 | 186.96 | - | - | - | - |
| Superhouse Accessories Limited | - | - | - | - | 377.44 | 228.03 | - | - |
| | **-** | **-** | **404.71** | **186.96** | **377.44** | **228.03** | **-** | **-** |

Amount of transactions as reported above is exclusive of GST.

### (D) Remuneration to Whole Time Directors

Rs. In Lacs

| Particulars | 2025-26 | 2024-25 |
|---|---|---|
| (a) Short Term Employee Benefits (Salary & Commission) | 236.03 | 216.71 |
| (b) Contribution to Defined Contribution Plan (PF) | 24.58 | 24.24 |
| **Total** | **260.61** | **240.95** |

# NOTES FORMING PART OF THE STANDALONE FINANCIAL STATEMENTS

for the year ended on 31st March, 2026

**(E)** Key Managerial Personnel are entitled to post-employment benefits and other long term employee benefits recognized as per Ind AS 19 - 'Employee Benefits' in the financial statements. As these employee benefits are lump sum amounts provided on the basis of actuarial valuation, the same is not included above. Further, the value of perquisite, as per Income Tax law, has not been included in aforesaid disclosure.

**(F)** No amount has been written off/back or provided as doubtful debts during the year in respect of related parties.

**(vi) Terms & Conditions and Settlement**

The transactions with the related parties are made on term equivalent to those that prevail in arm's length transactions.

The assessment is under taken each financial year through examining the financial position of the related party and in the market in which the related party operates. Outstanding balances at the year end are un-secured and settlement occurs in cash.

The company has made donation to its related party in line with the requirement of Section 135 of the Companies Act, 2013. The expenditure has been approved by the CSR committee of the company.

## 49. (a) Foreign Currency Exposure hedged and un-hedged as at the balance sheet date is as under:

(Foreign Currency amount in Lacs)

| PARTICULARS | USD | | EURO | | GBP | | AED | |
|---|---|---|---|---|---|---|---|---|
| | 31.03.2026 | 31.03.2025 | 31.03.2026 | 31.03.2025 | 31.03.2026 | 31.03.2025 | 31.03.2026 | 31.03.2025 |
| Trade Receivable | 13.71 | 30.71 | 13.45 | 39.94 | 25.56 | 34.16 | - | 0.11 |
| Trade Payable | 4.99 | 6.70 | 1.16 | 0.76 | - | - | - | - |
| Other Payables | 3.41 | 7.22 | 2.66 | 3.17 | 0.83 | 0.59 | - | 0.01 |
| Advances | 0.55 | 0.49 | 0.42 | 0.29 | 2.31 | 2.11 | - | - |
| Buyers Credit | 1.00 | 2.97 | - | - | - | - | - | - |
| Corporate Guarantee | - | - | - | 1.75 | 10.00 | 10.00 | - | - |
| Bank Guarantee | 1.00 | 3.26 | - | - | 10.00 | 10.00 | - | - |

**(b) Derivative Instrument Outstanding (Forward Contract for hedging)**

(Foreign Currency amount in Lacs)

| PARTICULARS | USD/INR | | EURO/INR | | GBP/INR | | AED/INR | |
|---|---|---|---|---|---|---|---|---|
| | 31.03.2026 | 31.03.2025 | 31.03.2026 | 31.03.2025 | 31.03.2026 | 31.03.2025 | 31.03.2026 | 31.03.2025 |
| Against exports | 31.07 | 74.36 | 49.36 | 86.61 | 9.45 | 31.17 | - | 0.08 |

## 50. Disclosure pursuant to Ind AS 108 "Operating Segment"

**Business Segment**

(A) The Company has determined following reporting segments based on the information reviewed by the Company's Chief Operating Decision Maker ('CODM').

(a) Leather and Leather Products comprises Finished Leather, Leather Shoes, Leather Uppers and other Leather Goods.

(b) Textile Garments comprises Textile garments, riding accessories etc.

The above business segments have been identified considering:

(a) the nature of products

(b) the differing risks and returns

(c) the internal organization and management structure, and

(d) the internal financial reporting systems

# NOTES FORMING PART OF THE STANDALONE FINANCIAL STATEMENTS

for the year ended on 31st March, 2026

The measurement principles of segments are consistent with those stated in material accounting policies. There are no inter segment transfer.

Rs. In Lacs

| Particulars | Leather and Leather Products | | Textile Garments | | Total | |
|---|---|---|---|---|---|---|
| | 2025-26 | 2024-25 | 2025-26 | 2024-25 | 2025-26 | 2024-25 |
| **REVENUE** | | | | | | |
| Segment Revenue | 44,480.20 | 44,068.85 | 8,896.26 | 7,633.25 | 53,376.46 | 51,702.10 |
| Inter Segment Revenue | - | - | - | - | - | - |
| Eliminations | - | - | - | - | - | - |
| Net Revenue | 44,480.20 | 44,068.85 | 8,896.26 | 7,633.25 | 53,376.46 | 51,702.10 |
| **RESULTS** | | | | | | |
| Profit/ loss before tax and finance cost | 3,262.42 | 2,392.33 | 401.25 | 213.77 | 3,663.67 | 2,606.10 |
| Less: Finance Cost | 1,222.75 | 1,240.64 | 204.90 | 192.53 | 1,427.65 | 1,433.17 |
| Add/(Less): Exceptional items | (402.50) | 620.17 | - | - | (402.50) | 620.17 |
| Total profit/(loss) before tax | 1,637.17 | 1,771.86 | 196.35 | 21.24 | 1,833.52 | 1,793.10 |
| Provision for taxation | | | | | | |
| - Current | | | | | 679.59 | 279.40 |
| - Deferred tax | | | | | (167.47) | 171.62 |
| - Tax Adjustment relating to earlier years | | | | | 100.68 | 290.14 |
| - Deferred Tax Adjustment relating to earlier years | | | | | - | (289.39) |
| Net Profit for the year | | | | | 1,220.72 | 1,341.33 |
| **Other information** | | | | | | |
| Assets | 55,283.29 | 57,567.50 | 8,750.89 | 7,969.82 | 64,034.18 | 65,537.32 |
| Liabilities | 20,309.95 | 23,228.43 | 3,200.34 | 2,956.42 | 23,510.29 | 26,184.85 |
| Capital expenditure | 669.59 | 1,464.31 | 668.95 | 270.51 | 1,338.54 | 1,734.82 |
| Depreciation | 1,338.93 | 1,191.11 | 211.12 | 219.82 | 1,550.05 | 1,410.93 |

**(B) Additional Information by Geographies**

Although the Company's operations are managed by product area, we provide additional information based on geographies.

Rs. In Lacs

| Particulars | With in India | | Outside India | | Total | |
|---|---|---|---|---|---|---|
| | 2025-26 | 2024-25 | 2025-26 | 2024-25 | 2025-26 | 2024-25 |
| External | 19,725.55 | 18,674.16 | 33,650.91 | 33,027.94 | 53,376.46 | 51,702.10 |
| Inter Segment | - | - | - | - | - | - |
| **Total** | **19,725.55** | **18,674.16** | **33,650.91** | **33,027.94** | **53,376.46** | **51,702.10** |

**(C) All non current assets of the Company are located in India.**

**(D) Revenue from major customers**

The Company is not reliant on revenues from transactions with any single customer and does not receive 10% or more of its revenue from transactions with any single customer.

# NOTES FORMING PART OF THE STANDALONE FINANCIAL STATEMENTS

for the year ended on 31st March, 2026

## 51. Disclosure pursuant to Ind AS 1 "Presentation of Financial Statements".

**(a) Current liabilities and borrowings expected to be settled within twelve months and after twelve months from the reporting date:**

Rs. In Lacs

| Particulars | As at March 31, 2026 | | | As at March 31, 2025 | | |
|---|---|---|---|---|---|---|
| | Within twelve months | After twelve months | Total | Within twelve months | After twelve months | Total |
| Borrowings | 11,100.14 | 382.87 | 11,483.01 | 13,297.79 | 523.61 | 13,821.40 |
| Trade payables | 7,322.32 | - | 7,322.32 | 7,880.60 | - | 7,880.60 |
| Other financial liabilities | 2,321.26 | - | 2,321.26 | 1,906.70 | - | 1,906.70 |

**(b) Current assets expected to be recovered within twelve months and after twelve months from the reporting date:**

Rs. In Lacs

| Particulars | As at March 31, 2026 | | | As at March 31, 2025 | | |
|---|---|---|---|---|---|---|
| | Within twelve months | After twelve months | Total | Within twelve months | After twelve months | Total |
| Inventories | 13,701.38 | - | 13,701.38 | 14,266.72 | - | 14,266.72 |
| Trade Receivable | 13,618.50 | - | 13,618.50 | 14,235.61 | - | 14,235.61 |
| Other Financial Assets | 2,686.08 | 716.74 | 3,402.82 | 2,989.00 | 254.52 | 3,243.52 |
| Other Current Assets | 930.80 | - | 930.80 | 977.20 | - | 977.20 |

## 52. Additional Regulatory Information

Additional Regulatory Information pursuant to Clause (6L) of General Instructions for preparation of Balance Sheet as given in Part I of Division II of Schedule III to the Companies Act, 2013, are given hereunder to the extent relevant and other than those given elsewhere in any other notes to the Financial Statements.

**(a) Title deeds of Immovable Property not held in name of the Company**

The title in respect of self-constructed buildings and title deeds of all other immovable properties (other than properties where the Company is the lessee and the lease agreements are duly executed in favour of the lessee), disclosed in the financial statements included under Property, Plant and Equipment are held in the name of the Company as at the balance sheet date except for the following:-

| Relevant Line Item in the Balance Sheet & Description of Property | Gross Carrying Value | Title Deed held in the Name of | Whether title deed holder is a promoter, director or relative or employee of such persons | Property held since | Reason for not being held in the name of the Co. |
|---|---|---|---|---|---|
| PPE - Other Buildings: | | | | | Agreement to sale with General Power of Attorney executed, Title Deed is yet to be executed. |
| (a) DDA Flat, FF-2, 80 Sukhdeo Vihar, Kalkaji, New Delhi | 19.00 | Mrs. Shahina Mukhtar | Promoter | Nov, 2001 | |
| (b) DDA Flat, FF-3, 80 Sukhdeo Vihar, Kalkaji, New Delhi | 11.40 | Mr. Zafarul Amin | Promoter | Nov, 2001 | |

**(b) Fair Value of Investment Property**

The Company do not have any Investment property.

# NOTES FORMING PART OF THE STANDALONE FINANCIAL STATEMENTS

for the year ended on 31st March, 2026

**(c) Revaluation of Property, Plant & Equipment and Intangible Assets**

The Company has not revalued any of its Property, Plant & Equipment and Intangible Asset, during the year.

**(d) Details of Benami Property held**

The company do not have any Benami Property, where any proceeding has been initiated or pending against the company for holding any benami property under the Benami Transactions (Prohibition) Act, 1988 (45 of 1988) and the rules made thereunder.

**(e) Borrowings from banks or financial institutions on the basis of security of current assets**

The Company has a Working Capital limit of Rs 20900 Lacs from PNB, comprising of Fund-based limits of Rs. 14300 Lacs and non-fund-based limits of Rs 6600 Lacs. For the said facility, the Company has submitted Stock and debtors statement to the bank on monthly basis as also the Quarterly Information Statements. The difference between value as per books of accounts and as per quarterly statements submitted with lenders are as under:

Rs. In Lacs

| Quarter ending | Value as per Books of Accounts | Value as per quarterly statements submitted with lenders | Difference | Reason for Difference |
|---|---|---|---|---|
| June, 2025 | 30,658.74 | 26,909.30 | 3,749.44 | The differences are there, because the statements filed with the lenders are based on financial data compiled on provisional basis and also because of exclusion of certain current assets in the statements filed with the lenders. |
| September, 2025 | 30,901.40 | 27,968.87 | 2,932.53 | |
| December, 2025 | 30,190.54 | 26,662.45 | 3,528.09 | |
| March, 2026 | 28,952.94 | 25,192.50 | 3,760.44 | |
| June, 2024 | 29,657.98 | 24,962.35 | 4,695.63 | The differences are there, because the statements filed with the lenders are based on financial data compiled on provisional basis and also because of exclusion of certain current assets in the statements filed with the lenders. |
| September, 2024 | 30,161.10 | 25,850.38 | 4,310.72 | |
| December, 2024 | 30,591.86 | 26,074.33 | 4,517.53 | |
| March, 2025 | 30,811.18 | 26,514.15 | 4,297.03 | |

**(f) Wilful Defaulter**

The Company has not been declared as a willful defaulter by any lender who has powers to declare a company as a willful defaulter at any time during the financial year or after the end of reporting period but before the date when the financial statements are approved.

**(g) Relationship with Struck off Companies**

The company has no transactions with companies struck off under section 248 of the Companies Act, 2013 or section 560 of Companies Act,1956.

**(h) Registration of charges or satisfaction thereof with Registrar of Companies**

There is no charges or satisfaction thereof yet to be registered with Registrar of Companies beyond the statutory period as on the date of Balance Sheet excepting the following charges:

| Name of The lender | Charge Id | Date of Creation | Amount (Rs. In Lacs) | Reason for delay in satisfaction of charge |
|---|---|---|---|---|
| Industrial Development Bank of India (IDBI) | 90268235 | 05/02/1985 | 15.00 | NOC required for filing of satisfaction of Charge with ROC is not received, matter is being followed up with IDBI |
| Axis Bank Limited | 100299916 | 04/09/2019 | 20.00 | NOC required for filing of satisfaction of Charge with ROC is not received, matter is being followed up with Bank |
| Axis Bank Limited | 100250379 | 13/03/2019 | 37.00 | NOC required for filing of satisfaction of Charge with ROC is not received, matter is being followed up with Bank |

# NOTES FORMING PART OF THE STANDALONE FINANCIAL STATEMENTS

for the year ended on 31st March, 2026

**(i) Compliance with number of layers of companies**

There is no non-compliance of provisions regarding the number of layers prescribed under clause (87) of section 2 of the Act read with Companies (Restriction on number of Layers) Rules, 2017.

**(j) The company has not advanced or loaned or invested funds to any other person(s) or entity (is), including foreign entities (intermediaries), with the understanding that the intermediary shall;**

i. Directly or indirectly lend or invest in other persons or entities identified in any manner whatsoever by or on behalf of the Company (Ultimate Beneficiaries), or

ii. Provide any guarantee, security or the like to or on behalf of the Ultimate Beneficiaries.

**(k) The Company has not received any funds from any person(s) or entity(ies), including foreign entities (Funding Party) with the understanding (whether recorded in writing or otherwise) that the Company shall;**

i. Directly or indirectly lend or invest in other persons or entities identified in any manner whatsoever by or on behalf of the Funding Party (Ultimate beneficiaries), or

ii. Provide any guarantee, security or the like to or on behalf of the Ultimate Beneficiaries.

**(l) Undisclosed income**

The Company does not have any transactions which is not recorded in the books of accounts but has been surrendered or disclosed as income during the year in the tax assessments under the Income Tax Act, 1961 (such as, search or survey or any other relevant provisions of the Income Tax Act, 1961).

**(m) Details of Crypto Currency or Virtual Currency**

The Company has not traded or invested in Crypto currency or Virtual Currency during the year.

**(n) Compliance with approved Scheme(s) of Arrangements**

During the year, no Scheme of Arrangements has been approved by the Competent Authority in terms of sections 230 to 237 of the Companies Act, 2013.

**(o) Ratios**

| Particulars | | | Year ended March 31, 2026 | | | Year ended March 31, 2025 | | | Variance | Reason |
|---|---|---|---|---|---|---|---|---|---|---|
| | | | Numerator Rs. In Lacs | Denominator Rs. In Lacs | Ratio | Numerator Rs. In Lacs | Denominator Rs. In Lacs | Ratio | | |
| (a) | Current Ratio<br>Current assets / Current liabilities | (in times) | 37,459.93 | 21,625.31 | 1.73 | 38,823.61 | 23,958.31 | 1.62 | 6.90% | Variance below 25% |
| (b) | Debt-Equity Ratio<br>Total Debt / Shareholder's Equity | (in times) | 11,483.01 | 40,523.89 | 0.28 | 13,821.40 | 39,352.47 | 0.35 | 19.32% | Variance below 25% |
| (c) | Debt Service Coverage Ratio<br>Earnings available for Debt service / Debt service | (in times) | 4,137.88 | 3,383.57 | 1.22 | 3,815.85 | 916.27 | 4.16 | -70.63% | Note: o1 |
| (d) | Return on Equity Ratio<br>[Net Profits after taxes – Preference Dividend (if any)] / Average Shareholder's Equity | (in %) | 1,220.72 | 39,938.18 | 3.06% | 1,341.33 | 38,748.63 | 3.46% | -11.70% | Variance below 25% |
| (e) | Inventory turnover ratio<br>Sales/ Average Inventory | (in times) | 49,832.88 | 13,984.05 | 3.56 | 47,969.68 | 13,469.43 | 3.56 | 0.06% | Variance below 25% |
| (f) | Trade Receivables turnover ratio<br>Net Credit Sales/ Average Accounts Receivable | (in times) | 49,832.88 | 13,927.06 | 3.58 | 47,969.68 | 13,526.60 | 3.55 | 0.90% | Variance below 25% |
| (g) | Trade payables turnover ratio<br>Net Credit Purchases/ Average Trade Payables | (in times) | 28,663.54 | 7,601.46 | 3.77 | 31,611.34 | 6,926.32 | 4.56 | -17.38% | Variance below 25% |

# NOTES FORMING PART OF THE STANDALONE FINANCIAL STATEMENTS

for the year ended on 31st March, 2026

| Particulars | | Year ended March 31, 2026 | | | Year ended March 31, 2025 | | | Variance | Reason |
|---|---|---|---|---|---|---|---|---|---|
| | | Numerator Rs. In Lacs | Denominator Rs. In Lacs | Ratio | Numerator Rs. In Lacs | Denominator Rs. In Lacs | Ratio | | |
| (h) Net capital turnover ratio Net Sales/ Working Capital | (in times) | 49,832.88 | 15,834.62 | 3.15 | 47,969.68 | 14,865.30 | 3.23 | -2.48% | Variance below 25% |
| (i) Net profit ratio Net Profit/ Net Sales | (in %) | 1,220.72 | 49,832.88 | 2.45% | 1,341.33 | 47,969.68 | 2.80% | -12.39% | Variance below 25% |
| (j) Return on capital employed (ROCE) Earning before interest and taxes/ Capital Employed | (in %) | 2,878.70 | 53,188.42 | 5.41% | 2,834.72 | 54,509.89 | 5.20% | 4.07% | Variance below 25% |
| (k) Return on investment Income generated from invested funds/Average invested funds in treasury investments | (in %) | - | 4,597.86 | 0.00% | - | 4,847.97 | 0.00% | 0.00% | Variance below 25% |

**(o1)** Variation in ratio is on account of lower debt service requirement during the current year as compared to previous year.

## 53. Events occurring after the balance sheet date:

No adjusting or significant non adjusting events have occurred between the reporting date and date of authorization of financial statements.

## 54. Audit Trail (Edit log)

The Company has used accounting software for maintaining its books of account which has a feature of recording audit trail (edit log) facility and the same has operated throughout the year for all relevant transactions recorded in the software. Further no instance of audit trail feature being tampered with was noted in respect of accounting software(s) where the audit trail has been enabled at the database level.

Additionally, the audit trail of prior years has been preserved by the Company as per the statutory requirements for record retention to the extent it was enabled and recorded in the respective years.

## 55. Exceptional Item - Expense/(income)

Rs. In Lacs

| Particulars | 2025-26 | 2024-25 |
|---|---|---|
| (a) Impairment of Investment in subsidiary (refer Note no. 37.A) | (402.50) | - |
| (b) Profit on sale of PPE (refer Note 37.B) | | 620.17 |
| **Total** | **(402.50)** | **620.17** |

**56.** Figures of the previous year have been regrouped/rearranged wherever required in order to make them comparable with those of current year; however, such regrouping/rearrangement is not material. Figures have been rounded off to the nearest rupees in lacs.

As per our attached report of even date
For Kapoor Tandon & Co.,
Chartered Accountants
Firm Registration No. 000952C

**Rajesh Parasramka**
Partner
M. No. 074192

Place: UNNAO
Date: July 10, 2026

For and on behalf of the Board

**Mukhtarul Amin**
Chairman and Managing Director
(DIN: 00012108)

**Zafarul Amin**
Joint Managing Director
(DIN: 00015533)

**Krishna Dutt Misra**
Chief Financial Officer

**R. K. Agrawal**
Company Secretary

## Superhouse Limited

### SALIENT FEATURES OF FINANCIAL STATEMENTS OF SUBSIDIARY/ASSOCIATES/JOINT VENTURES AS PER COMPANIES ACT, 2013

### PART"A" SUBSIDIARIES

(Rupees in Lacs)

| S. No. | Name of Subsidiary / Company | Superhouse (UK) Ltd. - (Consolidated) | Superhouse Middle East FZC | Briggs Industrial Footwear Ltd. U.K. - (Consolidated) | Linea De Seguridad SLU, Spain | LA Compagnie Francaise De Protection, SRL, France | Creemos International Ltd. - India | Allen Cooper Ltd. - India |
|---|---|---|---|---|---|---|---|---|
| 1 | Financial year ending on | 31.03.2026 | 31.03.2026 | 31.03.2026 | 31.03.2026 | 31.03.2026 | 31.03.2026 | 31.03.2026 |
| 2 | Date of Acquistion | 01.04.1999 | 19.10.2005 | 06.05.2011 | 21.09.2012 | 02.08.2017 | 29.12.2021 | 13.02.2024 |
| 3 | Reporting Currency and Exchange Rate as on the last date of the Financial Year in case of Foreign Subsidiaries. | GBP / ₹ 125.59 | AED / ₹ 25.79 | GBP / ₹ 125.59 | EURO / ₹ 109.01 | EURO / ₹ 109.01 | Rupees | Rupees |
| 4 | Average yearly rate for Profit and Loss item translation | GBP / ₹ 118.47 | AED / ₹ 23.85 | GBP / ₹ 118.47 | EURO / ₹ 102.48 | EURO / ₹ 102.48 | Rupees | Rupees |
| 5 | Share Capital | | | | | | | |
| | a) Holding Company | 172.61 | 24.19 | 1,344.61 | 371.25 | 321.05 | 258.00 | 870.00 |
| | b) Inter Company | - | - | - | - | 257.25 | - | - |
| 6 | Other Equity/Reserves & Surplus (as applicable) | 795.96 | 1,473.60 | 771.85 | 715.31 | (531.64) | 3,022.82 | (246.42) |
| 7 | Share Application Money Pending Allotment | - | - | - | 334.52 | - | - | - |
| 8 | Liabilities | 6,126.07 | 228.09 | 6,182.23 | 2,110.94 | 1,332.12 | 2,539.31 | 734.38 |
| 9 | Total Liabilities | 7,094.64 | 1,725.88 | 8,298.69 | 3,532.02 | 1,378.78 | 5,820.13 | 1,357.96 |
| 10 | Total Assets | 7,094.64 | 1,725.88 | 8,298.69 | 3,532.02 | 1,378.78 | 5,820.13 | 1,357.96 |
| 11 | Investments (Inter Company) | - | 257.25 | - | - | - | - | - |
| 12 | Turnover (including other income) | 4,069.92 | 793.30 | 4,416.28 | 1,032.58 | 1,168.16 | 6,128.35 | 1,125.24 |
| 13 | Profit/(Loss) Before Taxation | (382.39) | 31.22 | (1,060.46) | (2.09) | (24.98) | 374.34 | (44.66) |
| 14 | Provision for Taxation | - | - | - | - | - | 102.14 | 14.26 |
| 15 | Profit/(Loss) After Taxation | (382.39) | 31.22 | (1,060.46) | (2.09) | (24.98) | 272.20 | (58.92) |
| 16 | Proposed Dividend | - | - | - | - | - | - | - |
| 17 | Percentage of Shareholding: | | | | | | | |
| | a) Holding Company | 100% | 100% | 100% | 100% | 57.15% | 51.05% | 51.15% |
| | b) Inter Company | - | - | - | - | 42.85% | - | - |

NOTES:

1) Reporting period of the subsidiaries is the same as that of the Company.
2) Balance Sheet items have been translated at the exchange rate as on the last day of financial year.

For and on behalf of the Board of Directors

**Mukhtarul Amin**
Chairman and Managing Director

**Zafarul Amin**
Joint Managing Director

Place: Unnao
Date: July 10, 2026

**Krishna Dutt Misra**
Chief Financial Officer

**R. K. AGRAWAL**
Company Secretary

## Superhouse Limited

**Statement pursuant to Section 129(3) of the Companies Act, 2013 related to Associate Companies and Joint Ventures**

## PART"B" ASSOCIATES AND JOINT VENTURES

| Sl. No. | Name of Associates/ Joint Venture Company | Steven Construction Limited Rupees | Knowledgehouse Limited Rupees | Amin International Limited Rupees | Unnao Tanneries Pollution Control Company Rupees |
|---|---|---|---|---|---|
| **I.** | **ASSOCIATE COMPANIES:** | | | | |
| 1 | Latest Audited Balance Sheet Date | 31.03.2026 | 31.03.2026 | 31.03.2026 | 31.03.2025 |
| 2 | **Shares of Associate/Joint Ventures held by the company on the year end** | | | | |
| | - Number of shares | 2,100,000 | 860,000 | 304,900 | 153,080 |
| | - Amount of Investment in Associates (Rs. in Lacs) | 210.00 | 86.00 | 30.49 | 15.31 |
| | - Total number of shares | 4,500,000 | 2,700,000 | 979,400 | 449,632 |
| | - Extent of Holding % | 46.67% | 31.85% | 31.13% | 34.05% |
| 3 | Description of how there is significant influence | Associate | Associate | Associate | Associate |
| 4 | Reason why the associate/joint venture is not consolidated | N.A. | N.A. | N.A. | Note-D |
| 5 | Net worth attributable to Shareholding as per latest audited Balance Sheet (Rs. in Lacs) | 409.49 | 953.99 | 1,972.04 | 160.43 |
| 6 | **Profit/(Loss) for the year (Rs. in Lacs)** | **106.71** | **336.74** | **485.62** | **5.71** |
| | i) Considered in Consolidation | 49.80 | 107.78 | 151.17 | - |
| | ii) Not Considered in Consolidation (Refer Note-"C & D) | 56.91 | 228.96 | 334.45 | 5.71 |
| **II.** | **JOINT VENTURES:** | N.A. | N.A. | N.A. | N.A. |

NOTES:

A) Names of associates or joint ventures which are yet to commence operations - Nil

B) Names of associates or joint ventures which have been liquidated or sold during the year - Nil

C) Share of profit/(loss) has not been considered in accordance with Ind AS 28- Investments in Associates and Joint Ventures.

D) Unnao Tanneries Pollution Control Company is a company registered under section 25 as the Companies Act, 1956 (Corresponds to Section 8 of the Companies Act, 2013) and it operates under severe long term restrictions that significantly impair its ability to transfer funds to the company.

For and on behalf of the Board of Directors

**Mukhtarul Amin**
Chairman and Managing Director

**Zafarul Amin**
Joint Managing Director

Place: Unnao
Date: July 10, 2026

**Krishna Dutt Misra**
Chief Financial Officer

**R. K. AGRAWAL**
Company Secretary

# INDEPENDENT AUDITOR'S REPORT

To

The Members of Superhouse Limited

**Report on the Audit of Consolidated Financial Statements**

## Opinion

We have audited the accompanying consolidated financial statements of **Superhouse Limited** (the "Holding Company") and its subsidiaries (Holding Company and its subsidiaries together referred to as "the Group") and its associates, which comprise the consolidated balance sheet as at March 31, 2026, and the consolidated statement of profit and loss (including other comprehensive income), consolidated statement of changes in equity and consolidated statement of cash flows for the year then ended, and notes to the consolidated financial statements, including a summary of material accounting policies and other explanatory information (hereinafter referred to as "the consolidated financial statements").

In our opinion and to the best of our information and according to the explanations given to us, and based on the consideration of reports of other auditors on separate financial statements of such subsidiaries and associates as were audited by the other auditors, as referred to below in other matters paragraph, the aforesaid consolidated financial statements give the information required by the Companies Act, 2013 ("Act") in the manner so required and give a true and fair view in conformity with the accounting principles generally accepted in India, of the consolidated state of affairs of the Group as at March 31, 2026, of its consolidated profit and other comprehensive income, consolidated changes in equity and consolidated cash flows for the year then ended.

## Basis for Opinion

We conducted our audit in accordance with the Standards on Auditing (SAs) specified under Section 143(10) of the Act. Our responsibilities under those SAs are further described in the Auditor's Responsibilities for the Audit of the Consolidated Financial Statements section of our report. We are independent of the Group and its associate companies in accordance with the Code of Ethics issued by the Institute of Chartered Accountants of India, and we have fulfilled our other ethical responsibilities in accordance with the provisions of the Act. We believe that the audit evidence we have obtained and the audit evidence obtained by the other auditors in terms of their reports referred to in sub-paragraph (a) of the Other Matters section below, other than the unaudited financial statements/ financial information as certified by the management and referred to in subparagraph (b) is sufficient and appropriate to provide a basis for our opinion.

## Key Audit Matters

Key audit matters are those matters that, in our professional judgment, were of most significance in our audit of the consolidated financial statements of the current period. These matters were addressed in the context of our audit of the consolidated financial statements as a whole, and in forming our opinion thereon, and we do not provide a separate opinion on these matters.

## Description of Key Audit Matter

**Deferred Tax Asset (Net) (refer Note no. 5 of the consolidated financial statements)**

Linea De Seguridad SLU, a Wholly owned subsidiary (WOS) of the company has recognised Deferred Tax Asset (net) amounting to Rs. 571.67 Lacs as at March 31, 2026.

The WOS has been accounting, in previous years, tax credit for a significant amount. The WOS recognised asset of tax credit corresponding to the tax losses. The recovery of this asset depends mainly on the ability of WOS to generate future tax benefits, in sufficient amount and within a period not exceeding ten years.

The area is significant in context of audit because the valuation process is complex and require significant estimates by the management, in particular on the assumption about expected future economic and market conditions that effect to the recoverability of deferred tax asset for tax losses.

## How the matter was addressed

audit procedures include:

The audit procedures consisted mainly in verifying the capital inflows, and judging and analysing the reasonableness of the business plan that allow the recovery of registered tax credits, verifying the reasonableness of estimates, the growth hypothesis and their financial support.

## Information Other than the Consolidated Financial Statements and Auditors' Report Thereon

The Holding Company's management and Board of Directors are responsible for the other information. The other information comprises the information included in the Holding Company's

annual report, but does not include the financial statements and our auditors' report thereon.

Our opinion on the consolidated financial statements does not cover the other information and we do not express any form of assurance conclusion thereon.

In connection with our audit of the consolidated financial statements, our responsibility is to read the other information and, in doing so, consider whether the other information is materially inconsistent with the consolidated financial statements or our knowledge obtained in the audit or otherwise appears to be materially misstated. If, based on the work we have performed and based on the work done/ audit reports of other auditors, we conclude that there is a material misstatement of this other information, we are required to report that fact.

We have nothing to report in this regard.

## Responsibilities of Management and Those Charged with Governance for the Consolidated Financial Statements

The Holding Company's management and Board of Directors are responsible for the preparation and presentation of these consolidated financial statements in terms of the requirements of the Act that give a true and fair view of the consolidated state of affairs, consolidated profit and other comprehensive income, consolidated statement of changes in equity and consolidated cash flows of the Group including its associates in accordance with the accounting principles generally accepted in India, including the Indian Accounting Standards (Ind AS) specified under Section 133 of the Act. The respective Board of Directors of the companies included in the Group and of its associates are responsible for maintenance of adequate accounting records in accordance with the provisions of the Act for safeguarding the assets of each company and for preventing and detecting frauds and other irregularities; the selection and application of appropriate accounting policies; making judgments and estimates that are reasonable and prudent; and the design, implementation and maintenance of adequate internal financial controls, that were operating effectively for ensuring accuracy and completeness of the accounting records, relevant to the preparation and presentation of the consolidated financial statements that give a true and fair view and are free from material misstatement, whether due to fraud or error, which have been used for the purpose of preparation of the consolidated financial statements by the Directors of the Holding Company, as aforesaid.

In preparing the consolidated financial statements, the respective management and Board of Directors of the companies included in the Group and of its associates are responsible for assessing the ability of each company to continue as a going concern, disclosing, as applicable, matters related to going concern and using the going concern basis of accounting unless management either intends to liquidate the Company or to cease operations, or has no realistic alternative but to do so.

The respective Board of Directors of the companies included in the Group and of its associates is responsible for overseeing the financial reporting process of each company.

## Auditor's Responsibilities for the Audit of the Consolidated Financial Statements

Our objectives are to obtain reasonable assurance about whether the consolidated financial statements as a whole are free from material misstatement, whether due to fraud or error, and to issue an auditor's report that includes our opinion. Reasonable assurance is a high level of assurance, but is not a guarantee that an audit conducted in accordance with SAs will always detect a material misstatement when it exists. Misstatements can arise from fraud or error and are considered material if, individually or in the aggregate, they could reasonably be expected to influence the economic decisions of users taken on the basis of these consolidated financial statements.

As part of an audit in accordance with SAs, we exercise professional judgment and maintain professional skepticism throughout the audit. We also:

- Identify and assess the risks of material misstatement of the consolidated financial statements, whether due to fraud or error, design and perform audit procedures responsive to those risks, and obtain audit evidence that is sufficient and appropriate to provide a basis for our opinion. The risk of not detecting a material misstatement resulting from fraud is higher than for one resulting from error, as fraud may involve collusion, forgery, intentional omissions, misrepresentations, or the override of internal control.

- Obtain an understanding of internal control relevant to the audit in order to design audit procedures that are appropriate in the circumstances. Under section 143(3)(f) of the Act, we are also responsible for expressing our

opinion on whether the Holding Company and such companies incorporated in India which are its subsidiary companies have adequate internal financial controls with reference to financial statements in place and the operating effectiveness of such controls.

- Evaluate the appropriateness of accounting policies used and the reasonableness of accounting estimates and related disclosures made by management.

- Conclude on the appropriateness of management's use of the going concern basis of accounting in preparation of consolidated financial statements and, based on the audit evidence obtained, whether a material uncertainty exists related to events or conditions that may cast significant doubt on the appropriateness of this assumption. If we conclude that a material uncertainty exists, we are required to draw attention in our auditor's report to the related disclosures in the consolidated financial statements or, if such disclosures are inadequate, to modify our opinion. Our conclusions are based on the audit evidence obtained up to the date of our auditor's report. However, future events or conditions may cause the Group (Company and its subsidiaries) as well as its associates to cease to continue as a going concern.

- Evaluate the overall presentation, structure and content of the consolidated financial statements, including the disclosures, and whether the consolidated financial statements represent the underlying transactions and events in a manner that achieves fair presentation.

- Obtain sufficient appropriate audit evidence regarding the financial information of such entities or business activities within the Group and its associates to express an opinion on the consolidated financial statements. We are responsible for the direction, supervision and performance of the audit of financial information of such entities included in the consolidated financial statements of which we are the independent auditors. For the other entities included in the consolidated financial statements, which have been audited by other auditors, such other auditors remain responsible for the direction, supervision and performance of the audits carried out by them. We remain solely responsible for our audit opinion. Our responsibilities in this regard are further described in para (a) of the section titled 'Other Matters' in this audit report.

We believe that the audit evidence obtained by us along with the consideration of audit reports of the other auditors referred to in sub-paragraph (a) of the Other Matters paragraph below, is sufficient and appropriate to provide a basis for our audit opinion on the consolidated financial statements.

We communicate with those charged with governance of the Holding Company and such other entities included in the consolidated financial statements of which we are the independent auditors regarding, among other matters, the planned scope and timing of the audit and significant audit findings, including any significant deficiencies in internal control that we identify during our audit.

We also provide those charged with governance with a statement that we have complied with relevant ethical requirements regarding independence, and to communicate with them all relationships and other matters that may reasonably be thought to bear on our independence, and where applicable, related safeguards.

From the matters communicated with those charged with governance, we determine those matters that were of most significance in the audit of the consolidated financial statements of the current period and are therefore the key audit matters.

We describe these matters in our auditors' report unless law or regulation precludes public disclosure about the matter or when, in extremely rare circumstances, we determine that a matter should not be communicated in our report because the adverse consequences of doing so would reasonably be expected to outweigh the public interest benefits of such communication.

## Other Matters

(a) We did not audit the financial statements of five subsidiaries, whose financial statements (before eliminating inter-company balances) reflect total assets of Rs. 17029.76 Lacs as at March 31, 2026, total revenues (before eliminating inter-company transactions) of Rs. 9279.50 Lacs, total net profit after tax of Rs. (-) 1411.62 Lacs, total comprehensive income of Rs. (-) 1190.18 Lacs and net cash out-flow of Rs. 229.91 Lacs for the year ended on that date, as considered in the consolidated financial statements. These financial statements have been audited by other auditors whose reports have been furnished to us by the Holding Company's management and our opinion on the consolidated financial statements, in so far as it relates to the amounts and disclosures included in respect of these

subsidiaries, and our report in terms of sub-section (3) of Section 143 of the Act, in so far as it relates to the aforesaid subsidiaries is based solely on the audit reports of other auditors.

The subsidiaries located outside India whose financial statements and other financial information have been prepared in accordance with accounting principles generally accepted in their respective countries and which have been audited by other auditors under generally accepted auditing standards applicable in their respective countries. The Holding Company's Management has converted the financial statements of such subsidiaries located outside India from accounting principles generally accepted in their respective countries to accounting principles generally accepted in India. We have audited these conversion adjustments made by the Holding Company's Management. Our opinion in so far as it relates to the balances and affairs of such subsidiaries located outside India is based on the reports of other auditors and the conversion adjustments prepared by the management of the Holding Company and audited by us.

(b) We did not audit the financial statements/financial information of five subsidiaries, whose financial statements (before eliminating inter-company balances) reflect total assets of Rs. 4910.80 Lacs as at March 31, 2026, total revenues (before eliminating inter-company transactions) of Rs. 2200.74 Lacs, total net profit after tax of Rs. (-) 27.07 Lacs, total comprehensive income of Rs. (-) 37.64 Lacs and net cash out-flow of Rs. 6.78 Lacs for the year ended on that date, as considered in the consolidated financial statements. These unaudited financial statements have been furnished to us by the Holding Company's Management and our opinion on the consolidated financial statements, in so far as it relates to the amounts and disclosures included in respect of these subsidiaries and our report in terms of sub-section (3) of Section 143 of the Act in so far as it relates to the aforesaid subsidiaries, is based solely on such unaudited financial statements. In our opinion and according to the information and explanations given to us by the Holding Company's Management, these financial statements are not material to the Group.

Our opinion on the consolidated financial statements, and our report on Other Legal and Regulatory Requirements below, is not modified in respect of the above matters with respect to our reliance on the work done and the reports of the other auditors and the financial statements/ financial information certified by the Holding Company's Management.

## Report on Other Legal and Regulatory Requirements

1. As required by Section 143(3) of the Act, based on our audit and on the consideration of reports of the other auditors on separate financial statements of such subsidiaries and associates as were audited by other auditors, as noted in the 'Other Matters' paragraph, we report, to the extent applicable, that:

   a) We have sought and obtained all the information and explanations which to the best of our knowledge and belief were necessary for the purposes of our audit of the aforesaid consolidated financial statements.

   b) In our opinion, proper books of account as required by law relating to preparation of the aforesaid consolidated financial statements have been kept so far as it appears from our examination of those books and the reports of the other auditors.

   c) The consolidated balance sheet, the consolidated statement of profit and loss (including other comprehensive income), the consolidated statement of changes in equity and the consolidated statement of cash flows dealt with by this Report are in agreement with the relevant books of account maintained for the purpose of preparation of the consolidated financial statements.

   d) In our opinion, the aforesaid consolidated financial statements comply with the Ind AS specified under Section 133 of the Act.

   e) On the basis of the written representations received from the directors of the Holding Company as of March 31, 2026 taken on record by the Board of Directors of the Holding Company and the reports of the statutory auditors of its subsidiary companies / associates incorporated in India, none of the directors of the Group companies incorporated in India is disqualified as on March 31, 2026 from being appointed as a director in terms of Section 164(2) of the Act.

   f) With respect to the adequacy of the internal financial controls with reference to financial statements of the Holding Company and its subsidiary companies incorporated in India and the operating effectiveness of such controls, refer to our separate Report in "Annexure A".

g) As required by Section 197(16) of the Act, based on our audit and on consideration of the report of the statutory auditors of such subsidiaries and associates incorporated in India not audited by us, the remuneration paid during the current year by holding company, its subsidiaries / associates incorporated in India is in accordance with the provisions of and limits laid down under Section 197 of the Act.

h) With respect to the other matters to be included in the Auditor's Report in accordance with Rule 11 of the Companies (Audit and Auditor's) Rules, 2014, in our opinion and to the best of our information and according to the explanations given to us and based on the consideration of the reports of the other auditors on separate financial statements of the subsidiaries and associates, as noted in the 'Other Matters' paragraph:

i. The consolidated financial statements disclose the impact of pending litigations as at March 31, 2026 on the consolidated financial position of the Group and its associates. Refer Note 34 to the consolidated financial statements.

ii. The Group and its associate companies incorporated in India did not have any material foreseeable losses on long-term contracts including derivative contracts.

iii. There has been no delay in transferring amounts to the Investor Education and Protection Fund by the Holding Company or its subsidiary companies incorporated in India during the year ended March 31, 2026.

iv. (a) The Managements of the Holding Company and its subsidiaries and associate companies which are companies incorporated in India whose financial statements have been audited under the Act have represented to us and the other auditors of such subsidiaries and associate companies respectively that, to the best of their knowledge and belief, no funds (which are material either individually or in the aggregate) have been advanced or loaned or invested (either from borrowed funds or share premium or any other sources or kind of funds) by the Company or any of such subsidiaries and associate companies to or in any other person(s) or entity(ies), including foreign entities ("Intermediaries"), with the understanding, whether recorded in writing or otherwise, that the Intermediary shall, directly or indirectly, lend or invest in other persons or entities identified in any manner whatsoever by or on behalf of the Company or any of such subsidiaries, jointly controlled entities and associate companies ("Ultimate Beneficiaries") or provide any guarantee, security or the like on behalf of the Ultimate Beneficiaries.;

(b) The Managements of Holding Company and its subsidiaries and associate companies which are companies incorporated in India whose financial statements have been audited under the Act have represented to us and the other auditors of such subsidiaries and associate companies respectively that, to the best of their knowledge and belief, no funds (which are material either individually or in the aggregate) have been received by the Company or any of such subsidiaries from any person(s) or entity(ies), including foreign entities ("Funding Parties"), with the understanding, whether recorded in writing or otherwise, that the Company or any of such subsidiaries, jointly controlled entities and associate companies shall, directly or indirectly, lend or invest in other persons or entities identified in any manner whatsoever by or on behalf of the Funding Party ("Ultimate Beneficiaries") or provide any guarantee, security or the like on behalf of the Ultimate Beneficiaries.

(c) Based on the audit procedures, that has been considered reasonable and appropriate in the circumstances, performed by us and those performed by the auditors of the subsidiaries and associate companies which are companies incorporated in India whose financial statements have been audited under the Act, nothing has come to our or other auditor's notice that has caused us or the other auditors to believe that the representations under sub-clause (i) and (ii) of Rule 11(e) as provided under (a) and (b) above contain any material misstatement.

v. (a) The final dividend paid by the Holding Company and its subsidiary company incorporated in India during the year in respect of the same declared for the previous year is in accordance with Section 123 of the Act to the extent it applies to the payment of dividend.

(b) As stated in Note 13 (I) to the consolidated financial statements, the Board of Directors of the holding company have proposed final dividend for the year which is subject to the approval of the members at the ensuing Annual General Meeting. The amount of dividend proposed is in accordance with Section 123 of the Act, as applicable.

vi. Based on our examination which included test checks and that performed by the respective auditors of subsidiaries and associates which are companies incorporated in India whose financial statements have been audited under the Act, the Company, subsidiaries and associates have used accounting software for maintaining its books of account which has a feature of recording audit trail (edit log) facility and the same has operated throughout the year for all relevant transactions recorded in the software. Further, during the course of our audit, we and respective auditors of the above referred subsidiary and joint venture did not come across any instance of audit trail feature being tampered with.

As proviso to Rule 3(1) of the Companies (Accounts) Rules, 2014 is applicable from April 01, 2023, reporting under Rule 11(g) of the Companies (Audit and Auditors) Rules, 2014 on preservation of audit trail as per the statutory requirements for record retention is not applicable for the financial year ended March 31, 2026.

i) As required by paragraph 3(xxi) of the Companies (Auditor's Report) Order, 2020 ("CARO 2020"), issued by the Central Government of India in terms of sub section (11) of section 143 of the Act, we report that there are no disqualifications or adverse remarks included by the respective auditors in their CARO 2020 reports issued in respect of the standalone financial statements of the subsidiaries and joint venture companies incorporated in India which are included in these Consolidated Financial Statements.

For Kapoor Tandon & Co.,
Chartered Accountants
Firm Registration No. 000952C

**(Rajesh Parasramka)**
Partner
M. No. 074192
UDIN: 26074192CXNZGB4766

Place: UNNAO
Date: July 10, 2026

# ANNEXURE A TO THE AUDITORS' REPORT

{Referred to in paragraph 2(f) under 'Report on Other Legal and Regulatory Requirement section' of our report of even date on the consolidated financial statements of **Superhouse Limited (the Holding Company)** for the financial year ended March 31, 2026}

**Report on the Internal Financial Controls under Clause (i) of sub-section 3 of Section 143 of the Companies Act, 2013 ("the Act")**

## Opinion

In conjunction with our audit of the consolidated financial statements of Superhouse Limited ("the Holding Company") as of and for the year ended March 31, 2026, we have audited the internal financial controls with reference to consolidated financial statements of the Holding Company and such companies incorporated in India under the Companies Act, 2013 which are its subsidiary companies, as of that date.

In our opinion, the Holding Company and such companies incorporated in India which are its subsidiary companies have, in all material respects, adequate internal financial controls with reference to consolidated financial statements and such internal financial controls were operating effectively as at March 31, 2026, based on the internal financial controls with reference to consolidated financial statements criteria established by such companies considering the essential components of such internal controls stated in the Guidance Note on Audit of Internal Financial Controls Over Financial Reporting issued by the Institute of Chartered Accountants of India (the "Guidance Note").

## Management's Responsibility for Internal Financial Controls

The respective Board of Directors of the Holding Company and its subsidiary companies which are companies incorporated in India, are responsible for establishing and maintaining internal financial controls with reference to consolidated financial statements based on the criteria established by the respective companies considering the essential components of internal control stated in the Guidance Note. These responsibilities include the design, implementation and maintenance of adequate internal financial controls that were operating effectively for ensuring the orderly and efficient conduct of its business, including adherence to the respective company's policies, the safeguarding of its assets, the prevention and detection of frauds and errors, the accuracy and completeness of the accounting records, and the timely preparation of reliable financial information, as required under the Companies Act, 2013 (hereinafter referred to as "the Act").

## Auditors' Responsibility

Our responsibility is to express an opinion on the internal financial controls with reference to consolidated financial statements based on our audit. We conducted our audit in accordance with the Guidance Note and the Standards on Auditing, prescribed under section 143(10) of the Act, to the extent applicable to an audit of internal financial controls with reference to consolidated financial statements. Those Standards and the Guidance Note require that we comply with ethical requirements and plan and perform the audit to obtain reasonable assurance about whether adequate internal financial controls with reference to consolidated financial statements were established and maintained and if such controls operated effectively in all material respects.

Our audit involves performing procedures to obtain audit evidence about the adequacy of the internal financial controls with reference to consolidated financial statements and their operating effectiveness. Our audit of internal financial controls with reference to consolidated financial statements included obtaining an understanding of internal financial controls with reference to consolidated financial statements, assessing the risk that a material weakness exists, and testing and evaluating the design and operating effectiveness of the internal controls based on the assessed risk. The procedures selected depend on the auditor's judgment, including the assessment of the risks of material misstatement of the consolidated financial statements, whether due to fraud or error.

We believe that the audit evidence we have obtained and the audit evidence obtained by the other auditors of the relevant subsidiary companies incorporated in India in terms of their reports referred to in the Other Matters paragraph below, is sufficient and appropriate to provide a basis for our audit opinion on the internal financial controls with reference to consolidated financial statements.

## Meaning of Internal Financial controls with Reference to Consolidated Financial Statements

A company's internal financial controls with reference to consolidated financial statements is a process designed to provide reasonable assurance regarding the reliability of financial reporting and the preparation of financial statements for external purposes in accordance with generally accepted accounting principles. A company's internal financial controls

with reference to consolidated financial statements includes those policies and procedures that (1) pertain to the maintenance of records that, in reasonable detail, accurately and fairly reflect the transactions and dispositions of the assets of the company; (2) provide reasonable assurance that transactions are recorded as necessary to permit preparation of financial statements in accordance with generally accepted accounting principles, and that receipts and expenditures of the company are being made only in accordance with authorizations of management and directors of the company; and (3) provide reasonable assurance regarding prevention or timely detection of unauthorized acquisition, use, or disposition of the company's assets that could have a material effect on the financial statements.

## Inherent Limitations of Internal Financial controls with Reference to consolidated Financial Statements

Because of the inherent limitations of internal financial controls with reference to consolidated financial statements, including the possibility of collusion or improper management override of controls, material misstatements due to error or fraud may occur and not be detected. Also, projections of any evaluation of the internal financial controls with reference to consolidated financial statements to future periods are subject to the risk that the internal financial controls with reference to consolidated financial statements may become inadequate because of changes in conditions, or that the degree of compliance with the policies or procedures may deteriorate.

## Other Matters

Our aforesaid report under Section 143(3)(i) of the Act on the adequacy and operating effectiveness of the internal financial controls with reference to consolidated financial statements insofar as it relates to four associate companies, which are companies incorporated in India, is based on the corresponding reports of the auditors of such companies incorporated in India. Our opinion is not modified in respect of this matter.

For Kapoor Tandon & Co.,
Chartered Accountants
Firm Registration No. 000952C

**(Rajesh Parasramka)**
Partner
M. No. 074192
UDIN: 26074192CXNZGB4766

Place: UNNAO
Date: July 10, 2026

# CONSOLIDATED BALANCE SHEET as at March 31, 2026

| Particulars | Note No. | As at March 31, 2026 Rs. in Lacs | Rs. in Lacs | As at March 31, 2025 Rs. in Lacs | Rs. in Lacs |
|---|---|---|---|---|---|
| **ASSETS** | | | | | |
| **Non-current assets** | | | | | |
| (a) Property, Plant and Equipment | 2 (a) | | 24,612.72 | | 24,729.64 |
| (b) Capital work-in-progress | 2 (a) | | 67.66 | | 208.19 |
| (c) Investment Properties | 2 (a) | | 419.70 | | 428.85 |
| (d) Goodwill | 2 (b) | | 355.55 | | 795.82 |
| (e) Other Intangible assets | 2 (a) | | 24.73 | | 115.83 |
| (f) Financial Assets | | | | | |
| (i) Investments | 3 | 3,354.90 | | 3,046.14 | |
| (ii) Other Financial Assets | 4 | 400.00 | 3,754.90 | - | 3,046.14 |
| (g) Deferred Tax Asset (net) | 5 | | 571.67 | | 504.29 |
| (h) Other non-current assets | 6 | | 841.58 | | 1,072.80 |
| **Current Assets** | | | | | |
| (a) Inventories | 7 | | 25,830.94 | | 26,740.28 |
| (b) Financial Assets | | | | | |
| (i) Trade receivables | 8 | 16,759.85 | | 16,166.82 | |
| (ii) Cash and cash equivalents | 9 | 1,744.27 | | 1,378.38 | |
| (iii) Bank Balances other than (ii) above | 10 | 5,748.11 | | 5,784.00 | |
| (iv) Other Financial Assets | 11 | 3,038.94 | | 3,632.46 | |
| | | | 27,291.17 | | 26,961.66 |
| (c) Current Tax Assets (Net) | | | 33.74 | | 146.03 |
| (d) Other current assets | 12 | | 2,428.10 | | 1,328.88 |
| **TOTAL ASSETS** | | | **86,232.46** | | **86,078.41** |
| **EQUITY AND LIABILITIES** | | | | | |
| **EQUITY** | | | | | |
| (a) Equity Share Capital | 13 | 1,074.97 | | 1,074.97 | |
| (b) Other Equity | 14 | 45,447.39 | | 44,580.28 | |
| Equity attributable to owners of the company | | | 46,522.36 | | 45,655.25 |
| Non-controlling Interest | | | 2,396.97 | | 2,337.07 |
| Total Equity | | | 48,919.33 | | 47,992.32 |
| **LIABILITIES** | | | | | |
| **Non current liabilities** | | | | | |
| (a) Financial liabilities | | | | | |
| (i) Borrowings | 15 | | 1,859.48 | | 1,880.12 |
| (b) Deferred tax liabilities (net) | 16 | | 1,101.88 | | 1,190.46 |
| (c) Other non-current liabilities | 17 | | 344.17 | | 393.86 |
| (d) Other non-current provisions | 18 | | 26.40 | | 34.21 |
| **Current liabilities** | | | | | |
| (a) Financial liabilities | | | | | |
| (i) Borrowings | 19 | 16,192.67 | | 19,238.18 | |
| (ii) Trade payables | 20 | | | | |
| (a) Total Outstanding Dues to micro and small enterprises (MSEs) | | 3,066.68 | 32,407.51 | 3,472.62 | 33,088.02 |
| (b) Total Outstanding Due to parties other than MSEs | | 10,445.33 | | 8,027.72 | |
| (iii) Other financial liabilities | 21 | 2,702.83 | | 2,349.50 | |
| (b) Other current liabilities | 22 | | 1,007.71 | | 1,013.38 |
| (c) Provisions | 23 | | 168.08 | | 151.86 |
| (d) Current Tax Liability (Net) | | | 397.90 | | 334.18 |
| **TOTAL EQUITY AND LIABILITIES** | | | **86,232.46** | | **86,078.41** |

**Material Accounting Policies** 1

See accompanying notes to the consolidated financial statements

As per our attached report of even date
For Kapoor Tandon & Co.,
Chartered Accountants
Firm Registration No. 000952C

**Rajesh Parasramka**
Partner
M. No. 074192

Place: UNNAO
Date: July 10, 2026

For and on behalf of the Board

**Mukhtarul Amin**
Chairman and Managing Director
(DIN: 00012108)

**Zafarul Amin**
Joint Managing Director
(DIN: 00015533)

**Krishna Dutt Misra**
Chief Financial Officer

**R. K. Agrawal**
Company Secretary

# CONSOLIDATED STATEMENT OF PROFIT AND LOSS for the year ended March 31, 2026

| Particulars | Note No. | 2025-26 Rs. in Lacs | 2025-26 Rs. in Lacs | 2024-25 Rs. in Lacs | 2024-25 Rs. in Lacs |
|---|---|---|---|---|---|
| **INCOME:** | | | | | |
| Revenue from Operations | 24 | | 67,676.38 | | 66,499.47 |
| Other income | 25 | | 622.59 | | 1,215.28 |
| **Total Income** | | | **68,298.97** | | **67,714.75** |
| **EXPENSE:** | | | | | |
| Cost of materials consumed | 26 | | 29,937.69 | | 28,612.98 |
| Purchase of stock-in-trade | 27 | | 7,009.40 | | 10,221.58 |
| Changes in inventories of finished goods, work-in-progress and stock-in-trade | 28 | | (5.97) | | (1,372.18) |
| Employee Benefits Expenses | 29 | | 8,139.77 | | 8,367.79 |
| Finance costs | 30 | | 2,101.58 | | 2,099.04 |
| Depreciation and Amortization Expenses | 2 | | 1,892.18 | | 1,809.37 |
| Other Expenses | 31 | | 18,499.81 | | 17,430.25 |
| **Total Expenses** | | | **67,574.46** | | **67,168.83** |
| Profit before Exceptional items and Tax | | | 724.51 | | 545.92 |
| Exceptional Items (refer Note no. 47) | | | - | | 620.17 |
| Profit before Tax | | | 724.51 | | 1,166.09 |
| Tax expense: | | | | | |
| 1. Current Tax | | 687.79 | | 424.90 | |
| 2. Deferred Tax | | (140.94) | | (11.54) | |
| 3. Tax adjustment relating to earlier years (current tax) | | 118.50 | | 368.73 | |
| 4. Tax adjustment relating to earlier years (deferred tax) | | - | | (381.62) | |
| | | | 665.35 | | 400.47 |
| Profit for the period | | | 59.16 | | 765.62 |
| Share of Profit (after Tax) of Associates | | | 308.76 | | 168.36 |
| Profit for the period (including share of profit of associates) | | | 367.92 | | 933.98 |
| Profit for the period Attributable to | | | | | |
| Owners of the holding company | | | 308.02 | | 911.19 |
| Non Controlling Interest (NCI) | | | 59.90 | | 22.79 |
| Other comprehensive income | | | | | |
| A. (i) Items that will not be reclassified to profit or loss | | | | | |
| Re-measurements of the defined benefit plans | | 69.89 | | (56.91) | |
| (ii) Income tax related to items that will not be reclassified to profit or loss | | (17.49) | 52.40 | 14.23 | (42.68) |
| B. (i) Items that will be reclassified to profit or loss | | | | | |
| Exchange difference on translation of foreign operations | | 210.87 | | 133.37 | |
| (ii) Income tax related to items that will be reclassified to profit or loss | | - | 210.87 | - | 133.37 |
| Total comprehensive income for the period | | | 631.19 | | 1,024.67 |
| Total comprehensive income for the period Attributable to | | | | | |
| Owners of the holding company | | | 571.29 | | 1,001.88 |
| Non Controlling Interest (NCI) | | | 59.90 | | 22.79 |
| Earnings per equity share | 32 | | | | |
| (Face Value per Share Rs. 10/-) | | | | | |
| 1. Basic | | | 2.87 | | 8.48 |
| 2. Diluted | | | 2.87 | | 8.48 |

**Material Accounting Policies** 1

See accompanying notes to the consolidated financial statements

As per our attached report of even date
For Kapoor Tandon & Co.,
Chartered Accountants
Firm Registration No. 000952C

**Rajesh Parasramka**
Partner
M. No. 074192

Place: UNNAO
Date: July 10, 2026

For and on behalf of the Board

**Mukhtarul Amin**
Chairman and Managing Director
(DIN: 00012108)

**Zafarul Amin**
Joint Managing Director
(DIN: 00015533)

**Krishna Dutt Misra**
Chief Financial Officer

**R. K. Agrawal**
Company Secretary

# CONSOLIDATED STATEMENT OF CHANGES IN EQUITY for the year ended March 31, 2026

## A. Equity Share Capital

| Particulars | Rs. in Lacs |
|---|---|
| Balance as at April 01, 2024 | 1,074.97 |
| Changes in Equity Share Capital due to prior period errors | - |
| Restated balance as at April 01, 2024 | **1,074.97** |
| Changes in equity share capital during the year | - |
| Balance as at March 31, 2025 | **1,074.97** |
| Balance as at April 01, 2025 | 1,074.97 |
| Changes in Equity Share Capital due to prior period errors | - |
| Restated balance as at April 01, 2025 | **1,074.97** |
| Changes in equity share capital during the year | - |
| **Balance as at March 31, 2026** | **1,074.97** |

## B. Other Equity

| Particulars | Share Application Money | Reserves and Surplus | | | | Foreign Currency Translation Reserve | OCI - Other | Total Other Equity |
|---|---|---|---|---|---|---|---|---|
| | | Capital Reserve | Securities Premium | General Reserve | Retained Earnings | | | |
| **Balance as at April 01, 2024** | **-** | **1,448.97** | **1,787.21** | **10,000.00** | **30,409.58** | **-** | **143.83** | **43,789.59** |
| Changes in Other Equity due to prior period errors | - | - | - | - | - | - | - | - |
| Restated balance as at April 01, 2024 | - | 1,448.97 | 1,787.21 | 10,000.00 | 30,409.58 | - | 143.83 | 43,789.59 |
| Profit for the year | - | | - | - | 911.19 | - | - | 911.19 |
| Transfer from Retained Earnings to General Reserve | - | | - | 100.00 | (100.00) | | - | - |
| Other Comprehensive Income (Net of Tax) | - | | - | - | (42.68) | - | - | (42.68) |
| Dividend paid for the previous year | - | | - | - | (88.20) | - | - | (88.20) |
| Net Exchange difference recognized in OCI | | | | | | 133.37 | | 133.37 |
| Adjustment | - | | - | - | (122.99) | - | - | (122.99) |
| **Balance as at March 31, 2025** | **-** | **1,448.97** | **1,787.21** | **10,100.00** | **30,966.90** | **133.37** | **143.83** | **44,580.28** |
| Changes in Other Equity due to prior period errors | - | - | - | - | - | - | - | - |
| Restated balance as at April 01, 2025 | - | 1,448.97 | 1,787.21 | 10,100.00 | 30,966.90 | 133.37 | 143.83 | 44,580.28 |
| Profit for the year | - | - | - | - | 308.02 | - | - | 308.02 |
| Transfer from Retained Earnings to General Reserve | - | - | - | 100.00 | (100.00) | - | - | - |
| Other Comprehensive Income (Net of Tax) | - | - | - | - | 52.40 | - | - | 52.40 |
| Net Exchange difference recognized in OCI | - | - | - | - | - | 210.87 | - | 210.87 |
| Exchange Difference reclassified/recycled | - | - | - | - | - | | | - |
| Amount received (pending allotment) | 334.52 | - | - | - | - | | | 334.52 |
| Dividend paid for the previous year | - | - | - | - | (88.20) | - | - | (88.20) |
| Adjustment on Subsidiary wound-up | | | | | 49.50 | | | 49.50 |
| Adjustment | - | - | - | - | - | - | - | - |
| **Balance as at March 31, 2026** | **334.52** | **1,448.97** | **1,787.21** | **10,200.00** | **31,188.62** | **344.24** | **143.83** | **45,447.39** |

**Material Accounting Policies** **1**

See accompanying notes to the consolidated financial statements

As per our attached report of even date
For Kapoor Tandon & Co.,
Chartered Accountants
Firm Registration No. 000952C

**Rajesh Parasramka**
Partner
M. No. 074192

Place: UNNAO
Date: July 10, 2026

For and on behalf of the Board

**Mukhtarul Amin**
Chairman and Managing Director
(DIN: 00012108)

**Zafarul Amin**
Joint Managing Director
(DIN: 00015533)

**Krishna Dutt Misra**
Chief Financial Officer

**R. K. Agrawal**
Company Secretary

# CONSOLIDATED STATEMENT OF CASH FLOWS for the year ended March 31, 2026

| Particulars | Note No | 2025-26 Rs. in Lacs | 2024-25 Rs. in Lacs |
|---|---|---|---|
| **A. CASH FLOW FROM OPERATING ACTIVITIES** | | | |
| **Net Profit before tax** | | **724.51** | **1,166.09** |
| Adjustments for : | | | |
| Depreciation/ Amortisation | | 1,892.18 | 1,809.37 |
| Profit on Sale of PPE | | (269.26) | (654.56) |
| Investment w/off (Profit on Sale of Investment) | | 50.26 | (0.47) |
| Impairment in value of goodwill | | 440.27 | - |
| Dividend | | (2.20) | (2.20) |
| Loss on Sale of PPE | | 6.43 | 56.52 |
| Interest income | | (503.26) | (442.48) |
| Finance Cost | | 2,101.58 | 2,099.04 |
| Deferral of income on government grant | | (49.69) | (55.24) |
| Remeasurement of net defined benefit plans | | 69.89 | (56.91) |
| Bad Debts provided/written off incl. ECL (Net of reversal) | | 251.28 | (10.79) |
| **Operating profit before working capital changes** | | **4,711.99** | **3,908.37** |
| Adjustment for Changes in working capital: | | | |
| Adjustment for (increase)/decrease in operating assets | | | |
| (Increase)/ Decrease in trade receivables | | (844.31) | 279.95 |
| (Increase)/ Decrease in inventories | | 909.34 | (2,505.12) |
| (Increase)/ Decrease in other non current financial assets | | (400.00) | - |
| (Increase)/ Decrease in other current financial assets | | 593.52 | (634.88) |
| (Increase)/ Decrease in other non current assets | | (10.34) | (245.41) |
| (Increase)/ Decrease in other current assets | | (1,099.22) | (121.78) |
| Adjustment for increase/(decrease) in operating liabilities | | | |
| Increase/ (Decrease) in trade payables | | 2,011.67 | 1,187.35 |
| Increase/ (Decrease) in other financial liabilities | | 208.08 | 9.35 |
| Increase/ (Decrease) in other liabilities | | (185.67) | 340.99 |
| Increase/ (Decrease) in Provisions | | 8.41 | 58.92 |
| **Cash generated from operations** | | **5,903.47** | **2,277.74** |
| Income taxes refunded / (paid), net | | (630.28) | (592.86) |
| **Net cash generated from operating activities** | | **5,273.19** | **1,684.88** |
| **B. CASH FLOW FROM INVESTING ACTIVITIES** | | | |
| Purchase of Property Plant & Equipment | | (1,300.73) | (2,135.53) |
| Purchase of Other Intangible assets | | (2.53) | (20.16) |
| Proceeds from sale of PPE | | 779.33 | 1,668.79 |
| Proceeds from sale of Investment | | - | 47.93 |
| Adjustment on consolidation | | - | 10.38 |
| Dividend received | | 2.20 | 2.20 |
| Government Grant under IDLS | | 0.00 | 210.32 |
| Interest received | | 503.26 | 442.48 |
| Other bank balances | | 35.89 | (894.02) |
| **Net cash (used in) / generated from investing activities** | | **17.42** | **(667.61)** |

# CONSOLIDATED STATEMENT OF CASH FLOWS for the year ended March 31, 2026

| Particulars | Note No | 2025-26 Rs. in Lacs | 2024-25 Rs. in Lacs |
|---|---|---|---|
| **C. CASH FLOW FROM FINANCING ACTIVITIES** | | | |
| Proceeds from long-term loans | | - | 2,165.00 |
| Repayment of long-term loans | | (1,714.83) | (389.21) |
| Proceeds/(repayment) from/of working capital loans | | (1,351.32) | (1,022.23) |
| Share Application Money (Pending Allotment) Received | | 334.52 | |
| Finance costs paid | | (2,102.90) | (2,101.79) |
| Dividend Paid | | (90.19) | (97.27) |
| **Net cash used in financing activities** | | **(4,924.72)** | **(1,445.50)** |
| INCREASE / (DECREASE) IN CASH AND CASH EQUIVALENTS | | 365.89 | (428.23) |
| Cash and cash equivalents at the beginning of the year | | 1,378.38 | 1,806.61 |
| Cash and cash equivalents at the end of the year | | 1,744.27 | 1,378.38 |
| (refer Note No. 9 for break-up) | | - | - |

**Material Accounting Policies** 1

See accompanying notes to the consolidated financial statements

As per our attached report of even date
For Kapoor Tandon & Co.,
Chartered Accountants
Firm Registration No. 000952C

**Rajesh Parasramka**
Partner
M. No. 074192

Place: UNNAO
Date: July 10, 2026

For and on behalf of the Board

**Mukhtarul Amin**
Chairman and Managing Director
(DIN: 00012108)

**Zafarul Amin**
Joint Managing Director
(DIN: 00015533)

**Krishna Dutt Misra**
Chief Financial Officer

**R. K. Agrawal**
Company Secretary

# NOTES FORMING PART OF THE CONSOLIDATED FINANCIAL STATEMENTS

for the year ended on 31st March, 2026

## Note 1:

### A. CORPORATE INFORMATION

The consolidated financial statements comprise financial statements of Superhouse Limited (the company/parent company) and its subsidiaries (collectively, "the Group") for the year ended March 31, 2026. Group is primarily engaged in the business of manufacturing and trading of Leather, Leather Goods and Textile Goods.

The Company is a public limited company domiciled in India having its registered office situated at 150 Feet Road, Jajmau, Kanpur – 208010 (UP). The Company was incorporated on 14th January, 1980, under the provisions of the Companies Act, 1956 applicable in India (presently governed by the Companies Act, 2013).

These financial statements are approved and adopted by board of directors of the Company in their meeting held on June 30, 2026 and are subject to adoption by the shareholders in the ensuing Annual General Meeting.

### B. MATERIAL ACCOUNTING POLICIES

**1. Statement of compliance**

The financial statements have been prepared in accordance with Indian Accounting Standards (Ind AS) notified under the Section 133 of the Companies Act, 2013 (the Act) read with the Companies (Indian Accounting Standards) Rules, 2015 and other relevant provisions of the Act. In addition, the guidance notes/announcements issued by the Institute of Chartered Accountants of India (ICAI) are also applied except where compliance with other statutory promulgations require a different treatment.

**2. Basis of preparation**

The financial statements have been prepared on the historical cost convention on accrual basis except for following assets and liabilities which have been measured at fair value amount:

i) Certain financial assets and liabilities (including derivative instruments),

ii) Defined benefit plans - plan assets

Historical cost is generally based on the fair value of the consideration given in exchange of goods or services.

Fair value is the price that would be received to sell an asset or paid to transfer a liability in an orderly transaction between market participants at the measurement date, regardless of whether that price is directly observable or estimated using another valuation technique.

**3. Functional and presentation currency**

Items included in the financial statements are measured using the currency of the primary economic environment in which the entity operates ('the functional currency'). The financial statements are presented in Indian Rupee (INR/Rupees), which is the Company's functional and presentation currency.

**4. Consolidation procedure**

(i) The consolidated financial statements incorporate the financial statements of the Parent Company and its subsidiaries. For this purpose, an entity which is, directly or indirectly, controlled by the Parent Company is treated as subsidiary. The Parent Company together with its subsidiaries constitute the Group. Control exists when the Parent Company, directly or indirectly, has power over the investee, is exposed to variable returns from its involvement with the investee and has the ability to use its power to affect its returns.

(ii) Consolidation of a subsidiary begins when the Parent Company, directly or indirectly, obtains control over the subsidiary and ceases when the Parent Company, directly or indirectly, loses control of the subsidiary. Income and expenses of a subsidiary acquired or disposed off during the year are included in the consolidated Statement of Profit and Loss from the date the Parent Company, directly or indirectly, gains control until the date when the Parent Company, directly or indirectly, ceases to control the subsidiary.

(iii) The consolidated financial statements of the Group combines financial statements of the Parent Company and its subsidiaries line-by-line by adding together the like items of assets, liabilities, income and expenses. All intra-group assets, liabilities, income, expenses and except unrealised profits/losses on intra-group transactions are eliminated on consolidation. The accounting policies of subsidiaries have been harmonized, to the extent possible, to ensure the consistency with the policies adopted by the Parent Company. The consolidated financial statements have been presented to the extent possible, in the same manner as Parent Company's standalone financial statements.

(iv) Non-controlling interest represents that part of the total comprehensive income and net assets of subsidiaries attributable to interests which are not owned, directly or indirectly, by the Parent Company.

# NOTES FORMING PART OF THE CONSOLIDATED FINANCIAL STATEMENTS

for the year ended on 31st March, 2026

(v) In case of foreign subsidiaries, revenue items are consolidated at the average rate prevailing during the year. All assets (except fixed assets and share capital) and liabilities are converted at the rates prevailing at the end of the year. Exchange differences arising on consolidation is recognized in the Statement of Profit and Loss. Investments in 100% foreign subsidiaries have been eliminated with the corresponding Share Capital and Share Premium, if any, of the subsidiary company.

(vi) In case of associates, where the company directly or indirectly through subsidiaries holds more than 20% of equity (i.e. where the Group has significant influence), investments are accounted for using equity method except where the associate operates under severe long-term restrictions that significantly impair its ability to transfer funds to the parent Company.

(vii) The difference between the cost of investment in the subsidiary/associates, over the net assets of the subsidiary/associates is recognized in the consolidated financial statements as goodwill or capital reserve, as the case may be.

(viii) An investment in associate is initially recognised at cost and adjusted thereafter to recognize the Group's share of profit or loss and other comprehensive income of associate.

(ix) As far as possible, the consolidated financial statements are prepared using uniform accounting policies for like transactions and other events in similar circumstances and are presented in the same manner as the Company's separate financial statements.

**5. Operating Cycle for current and non-current classification**

The Company presents assets and liabilities in the Balance Sheet based on current/non-current classification.

An asset is classified as current when it is:

a) expected to be realised or intended to be sold or consumed in the normal operating cycle,

b) held primarily for the purpose of trading,

c) expected to be realised within twelve months after the reporting period, or

d) cash or cash equivalents unless restricted from being exchanged or used to settle a liability for at least twelve months after the reporting period.

All other assets are classified as non-current.

A liability is classified as current when:

a) it is expected to be settled in the normal operating cycle,

b) it is held primarily for the purpose of trading,

c) it is due to be settled within twelve months after the reporting period, or

d) there is no unconditional right to defer settlement of the liability for at least twelve months after the reporting period.

All other liabilities are classified as non-current.

The operating cycle of the Company, that is, the time between the acquisition of assets for processing and their realisation in cash or cash equivalent is 12 months.

Deferred tax assets and liabilities are classified as non-current.

Based on the nature of products/activities of the Company and the normal time between purchase of raw materials and their realisation in cash or cash equivalents, the Company has determined its operation cycle within 12 months for the purpose of classification of its assets and liabilities as current and non-current.

**6. Critical estimate and Judgements**

The preparation of financial statements in conformity with Ind AS requires management to make judgements, estimates and assumptions that affect the application of the accounting policies and the reported amounts of assets and liabilities, the disclosure of contingent assets and liabilities at the date of the financial statements, and the reported amounts of revenues and expenses during the year. Actual results could differ from those estimates. The estimates and underlying assumptions are reviewed on an ongoing basis.

The areas involving critical estimates or judgements are:

- Employee benefits (estimation of defined benefit obligation)

Post-employment benefits represent obligations that will be settled in the future and require assumptions to project benefit obligations. Post-employment benefit accounting is intended to reflect the recognition of future benefit costs over the employee's approximate service period, based on the terms of the plans and the investment and funding decisions made. The accounting requires the Company to make assumptions regarding variables such as

# NOTES FORMING PART OF THE CONSOLIDATED FINANCIAL STATEMENTS

for the year ended on 31st March, 2026

discount rate and salary growth rate. Changes in these key assumptions can have a significant impact on the defined benefit obligations.

- Estimation of expected useful lives of property, plant and equipment

  Management reviews its estimate of the useful lives of property, plant and equipment at each reporting date, based on the expected utility of the assets. Uncertainties in these estimates relate to technical and economic obsolescence that may change the utility of property, plant and equipment.

- Contingencies

  Legal proceedings covering a range of matters are pending against the Company. Due to the uncertainty inherent in such matters, it is often difficult to predict the final outcome. The cases and claims against the Company often raise difficult and complex factual and legal issues that are subject to many uncertainties and complexities, including but not limited to the facts and circumstances of each particular case/claim, the jurisdiction and the differences in applicable law. In the normal course of business, the Company consults with legal counsel and other experts on matters related to litigations. The Company accrues a liability when it is determined that an adverse outcome is probable and the amount of the loss can be reasonably estimated. In the event an adverse outcome is possible or an estimate is not determinable, the matter is disclosed.

- Valuation of deferred tax assets

  Deferred income tax expense is calculated based on the differences between the carrying value of assets and liabilities for financial reporting purposes and their respective tax bases that are considered temporary in nature. Valuation of deferred tax assets is dependent on management's assessment of future recoverability of the deferred benefit. Expected recoverability may result from expected taxable income in the future, planned transactions or planned optimising measures. Economic conditions may change and lead to a different conclusion regarding recoverability.

- Fair value measurements

  When the fair values of financial assets and financial liabilities recorded in the Balance Sheet cannot be measured based on quoted prices in active markets, their fair values are measured using valuation techniques, including market multiples model (Market Approach) and Capitalisation method (Income Approach) which involve various judgements and assumptions.

- impairment of Property, plant and equipment, Right-of-use assets, intangible assets (other than goodwill) and Capital work-in-progress

  The Company estimates the value in use of the cash generating unit (CGU) based on future cash flows after considering current economic conditions and trends, estimated future operating results and growth rates and anticipated future economic and regulatory conditions. The estimated cash flows are developed using internal forecasts. The cash flows are discounted using a suitable discount rate in order to calculate the present value.

- Impairment of Investments in Subsidiaries, Joint Ventures and Associates

  The Company reviews its carrying value of investments carried at cost (net of impairment, if any) annually. If the estimated recoverable amount is less than its carrying amount, the impairment loss is accounted for in the statement of profit and loss.

  For the purpose of assessing impairment, assets are grouped at the lowest levels for which there are separately identifiable cash inflows which are largely independent of the cash inflows from other assets or groups of assets.

  Revisions to accounting estimates are recognised prospectively in the period in which the estimate is revised if the revision affects only that period; they are recognised in the period of the revision and future periods if the revision affects both current and future periods.

**7. Property, plant and equipment (PPE)**

Property, plant and equipment are stated at cost, net of recoverable taxes, trade discount and rebates less accumulated depreciation and impairment losses, if any. For this purpose, cost includes deemed cost which represent the carrying value of property, plant and equipment recognised at 1st April 2016 measured as per the previous GAAP. Such cost includes purchase price, borrowing cost and any cost directly attributable to bringing the assets to its working condition for its intended use.

Subsequent costs are included in the asset's carrying amount or recognised as a separate asset, as appropriate, only when it is probable that future economic benefits associated with the item will flow to the entity and the cost can be measured reliably.

Assets are classified to the appropriate categories of property, plant and equipment when completed and ready for intended use.

Expenses incurred relating to project, including borrowing cost net of income earned during the project development

# NOTES FORMING PART OF THE CONSOLIDATED FINANCIAL STATEMENTS

for the year ended on 31st March, 2026

stage prior to its intended use, are considered as pre - operative expenses and recognised as cost and included in carrying amount under Capital Work - in - Progress.

Spare parts are capitalized when they meet the definition of PPE, i.e., when the Company intends to use these during more than a period of 12 months.

An item of Property, Plant and Equipment is derecognised upon disposal or when no future economic benefits are expected to arise from the continued use of assets. Any gain or loss on disposal/derecognition of an item of property, plant and equipment is recognised in profit or loss.

**8. Investment property**

Investment properties are land and buildings that is held for long-term rental yields or for capital appreciation or both, and that is not occupied by the Company, is classified as investment property. Investment Property are stated at cost, net of recoverable taxes, trade discount and rebates less accumulated depreciation and impairment losses, if any. For this purpose, cost includes deemed cost which represent the carrying value of property, plant and equipment recognised at 1st April 2016 measured as per the previous GAAP. Such cost includes purchase price, borrowing cost and any cost directly attributable to bringing the assets to its working condition for its intended us.

Depreciation on Investment Property is provided over the estimated useful lives as specified in note 1(B)(8) below. The residual values, estimated useful lives and depreciation method of investment properties are reviewed, and adjusted on prospective basis as appropriate, at each reporting date. The effects of any revision are included in the Standalone Statement of Profit and Loss when the changes arise.

Investment Property or any significant part initially recognised of such property is derecognised upon disposal or when no future economic benefits are expected from its use or do not meet the criteria of investment property i.e. when the investment property is permanently withdrawn from use. Any gain or loss arising on derecognition of the asset (calculated as the difference between the net disposal proceeds and the carrying amount of the asset) is included in the income statement when the asset is derecognised.

**9. Depreciation**

Depreciable amount for assets is the cost of an asset, or other amount substituted for cost, less its estimated residual value. Depreciation has been provided on such cost of assets less their residual values on straight line method on the basis of estimated useful life of assets as prescribed in Schedule II of the Act. However, in case of foreign Wholly Owned Subsidiary (WOS) the depreciation (including on Investment property) or amortisation is accounted for in accordance with the relevant statute / applicable accounting standard of the country.

Freehold land is not depreciated/amortised.

Assets held under financial leases are depreciated over their expected useful lives on the same basis as owned assets or, wherever shorter, the term of relevant lease.

Depreciation on additions (disposals) is provided on a pro rata basis that is from (up to) the date on which asset is ready for use (disposed of) except that, assets costing upto Rs. 5,000 each are fully depreciated in the year of purchase.

The estimated useful lives and methods of depreciation of property, plant and equipment are reviewed annually at each financial year end taking into account commercial and technological obsolescence as well as normal wear & tear and adjusted prospectively, if appropriate.

**10. Intangible Assets**

Intangible Assets are stated at cost of acquisition net of recoverable taxes, trade discount and rebates less accumulated amortisation/depletion and impairment loss, if any. Such cost includes purchase price, borrowing costs, and any cost directly attributable to bringing the asset to its working condition for the intended use.

Subsequent costs are included in the asset's carrying amount or recognised as a separate asset, as appropriate, only when it is probable that future economic benefits associated with the item will flow to the entity and the cost can be measured reliably.

Following initial recognition, intangible assets are carried at cost less any accumulated amortisation and accumulated impairment losses, if any.

An item of intangible asset is derecognised upon disposal or when no future economic benefits are expected to arise from the continued use of asset.

Gains or losses arising from derecognition of an intangible asset are measured as the difference between the net disposal proceeds and the carrying amount of the asset and are recognised in the Statement of Profit and Loss when the asset is derecognised.

The Company has elected to continue with the carrying value of all of its intangibles assets recognised as on April 1, 2016 measured as per the previous GAAP and use that carrying value as its deemed cost as of transition date.

Internally generated intangible assets, excluding capitalized development costs, are not capitalized and expenditure is reflected in the statement of profit and loss for the year in which the expenditure is incurred.

# NOTES FORMING PART OF THE CONSOLIDATED FINANCIAL STATEMENTS

for the year ended on 31st March, 2026

Amortization is calculated to write off the cost of intangible assets less their estimated residual values over the estimated useful lives using the Straight-Line Method (SLM) and is included in Depreciation and Amortization expense in the Statement of Profit and Loss unless such expenditure forms part of carrying value of another asset. The estimated useful lives of computer software are considered not exceeding five years.

The amortisation period and the amortisation method for an intangible asset are reviewed at least at the end of each reporting period and adjusted prospectively, if appropriate.

Intangible assets not ready for the intended use on the date of the Balance Sheet are disclosed as "Intangible Assets under Development".

**11. Impairment of tangible and intangible assets other than goodwill**

The Company assesses, at each reporting date, whether there is an indication that an asset may be impaired. If any indication exists, or when annual impairment testing for an asset is required, the Company estimates the asset's recoverable amount. An asset's recoverable amount is the higher of an asset's or cash-generating unit's (CGU) fair value less costs of disposal and its value in use.

Impairment loss is recognized when the carrying amount of an asset exceeds recoverable amount. Impairment losses are recognised in the Statement of Profit and Loss.

For assets excluding goodwill, an assessment is made at each reporting date to determine whether there is an indication that previously recognized impairment losses no longer exist or have decreased.

If such indication exists, the Company estimates the asset's or CGU's recoverable amount. A previously recognised impairment loss is reversed. The reversal is limited so that the carrying amount of the asset does not exceed its recoverable amount, nor exceed the carrying amount that would have been determined, net of depreciation, had no impairment loss been recognised for the asset in prior years.

**12. Leases**

**Company as a Lessee**

The Company assesses whether a contract contains a lease, at inception of a contract. A contract is, or contains, a lease if the contract conveys the right to control the use of an identified asset for a define period of time in exchange for consideration. To assess whether a contract conveys the right to control the use of an identified assets, the Company assesses whether: (i) the contact involves the use of an identified asset (ii) the Company has substantially all of the economic benefits from use of the asset through the period of the lease and (iii) the Company has the right to direct the use of the asset.

As a lessee, The Company recognises a right of use asset and a lease liability at the lease commencement date. The right of use asset is initially measured at cost, which comprises the initial amount of the lease liability adjusted for any lease payments made at or before the commencement date, plus any initial direct costs incurred and an estimate of costs to dismantle and remove the underlying asset or to restore the underlying asset or the site on which it is located, less any lease incentives received.

The right of use asset is subsequently depreciated using the straight-line method from the commencement date to the earlier of the end of the useful life of the right of use asset or the end of the lease term. The estimated useful lives of right of use assets are determined on the same basis as those of property and equipment. In addition, the right of use asset is periodically reduced by impairment losses, if any, and adjusted for certain remeasurements of the lease liability.

The lease liability is initially measured at the present value of the lease payments that are not paid at the commencement date, discounted using the interest rate implicit in the lease or, if that rate cannot be readily determined, the Company's incremental borrowing rate. For leases with reasonably similar characteristics, the Company, on a lease by lease basis, may adopt either the incremental borrowing rate specific to the lease or the incremental borrowing rate for the portfolio as a whole.

Lease payments included in the measurement of the lease liability comprise the fixed payments, including in-substance fixed payments and lease payments in an optional renewal period if the Company is reasonably certain to exercise an extension option;

The lease liability is measured at amortised cost using the effective interest method.

The Company has elected not to recognise right of use assets and lease liabilities for short-term leases that have a lease term of 12 months or less and leases of low-value assets. The Company recognises the lease payments associated with these leases as an expense on a straight-line basis over the lease term. The Company applied a single discount rate to a portfolio of leases of similar assets in similar economic environment with a similar end date.

# NOTES FORMING PART OF THE CONSOLIDATED FINANCIAL STATEMENTS

for the year ended on 31st March, 2026

### Company as a Lessor

Leases in which the Company does not transfer substantially all the risks and rewards of ownership of an asset are classified as operating leases. Where the Company is a lessor under an operating lease, the asset is capitalised within property, plant and equipment and depreciated over its useful economic life. Payments received under operating leases are recognised in the Statement of Profit and Loss on a straight-line basis over the term of the lease. Leases are classified as finance leases when substantially all of the risks and rewards of ownership transfer from the Company to the lessee. Amounts due from lessees under finance leases are recorded as receivables at the Company's net investment in the leases. Finance lease income is allocated to accounting periods so as to reflect a constant periodic rate of return on the net investment outstanding in respect of the lease.

### 13. Inventories

Inventories are valued at cost or net realisable value, whichever is lower. The basis of determining the cost for various categories of inventory are as follows:

(a) Raw materials, Chemicals, Components, stores & spares and Stock in Trade – Cost includes cost of purchase (Net of recoverable taxes) and other costs incurred in bringing the inventories to their present location and condition. Cost is determined on FIFO basis.

(b) Stock in process and finished goods- Direct cost plus appropriate share of overheads.

(c) Saleable Scrap/Waste/By products - At estimated realisable value.

(d) Inter unit gods transfer – transfer price

(e) Import Entitlement / Licences – At estimated realisable/ Utilisation value

Net realisable value is the estimated selling price in the ordinary course of business, less estimated costs of completion and the estimated costs necessary to make the sale.

The net realisable value of work-in-progress is determined with reference to the selling prices of related finished products.

Normal Excess/ shortages, if any, arising on physical verification are absorbed in the respective consumption accounts.

### 14. Foreign Currencies

The Company's financial statements are presented in Indian Rupee (INR/Rupees), which is also the Company's functional currency. Transactions in foreign currencies are recorded on initial recognition at the exchange rate prevailing on the date of the transaction.

In case of advance receipts/payments in a foreign currency, the spot exchange rate to use on initial recognition of the related asset, expense or income on the derecognition of a non-monetary asset or non-monetary liability relating to advance consideration, shall be the date when an entity has received or paid advance consideration in a foreign currency.

Foreign Currency monetary items of the Company, outstanding at the Balance Sheet date are restated at the year-end rates. Non-monetary items which are carried at historical cost denominated in a foreign currency are reported using the exchange rate at the date of the transaction. Non-monetary items measured at fair value in a foreign currency are translated using the exchange rates at the date when the fair value is determined.

Exchange differences that arise on settlement of monetary items or on reporting at each Balance Sheet date of the Company's monetary items at the closing rate are recognised as income or expenses in the period in which they arise.

Investment in overseas Wholly Owned Subsidiaries are carried in Balance Sheet at the rates prevailing on the dates of transaction.

### 15. Fair Value measurement

Fair value is the price that would be received to sell an asset or paid to transfer a liability in an orderly transaction between market participants at the measurement date. The fair value measurement is based on the presumption that the transaction to sell the asset or transfer the liability takes place either:

- In the principal market for the asset or liability, or
- In the absence of a principal market, in the most advantageous market which can be accessed by the Company for the asset or liability.

The fair value of an asset or a liability is measured using the assumptions that market participants would use when pricing the asset or liability, assuming that market participants act in their economic best interest.

# NOTES FORMING PART OF THE CONSOLIDATED FINANCIAL STATEMENTS

for the year ended on 31st March, 2026

The Company uses valuation techniques that are appropriate in the circumstances and for which sufficient data are available to measure fair value, maximising the use of relevant observable inputs and minimising the use of unobservable inputs.

All assets and liabilities for which fair value is measured or disclosed in the financial statements are categorised within the fair value hierarchy, described as follows, based on the lowest level input that is significant to the fair value measurement as a whole:

- Level 1 Quoted (unadjusted) market prices in active markets for identical assets or liabilities
- Level 2 Valuation techniques for which the lowest level input that is significant to the fair value measurement is directly or indirectly observable.
- Level 3 Valuation techniques for which the lowest level input that is significant to the fair value measurement is unobservable

For assets and liabilities that are recognised in the financial statements on a recurring basis, the Company determines whether transfers have occurred between levels in the hierarchy by re-assessing categorisation (based on the lowest level input that is significant to the fair value measurement as a whole) at the end of each reporting period.

For the purpose of fair value disclosures, the Company has determined classes of assets and liabilities on the basis of the nature, characteristics and risks of the asset or liability and the level of the fair value hierarchy as explained above.

## 16. Financial Assets

### Initial recognition and measurement

All financial assets are recognised initially at fair value plus, in the case of financial assets not recorded at fair value through profit or loss, transaction costs that are attributable to the acquisition of the financial asset. Purchases or sales of financial assets that require delivery of assets within a time frame established by regulation or convention in the market place (regular way trades) are recognised on the trade date, i.e., the date that the Company commits to purchase or sell the asset.

### Subsequent measurement

Subsequent measurement is determined with reference to the classification of the respective financial assets. Based on the business model for managing the financial assets and the contractual cash flow characteristics of the financial asset, the Company classifies financial assets as subsequently measured at amortised cost, fair value through other comprehensive income or fair value through profit and loss.

### Debt instruments at amortised cost

Debt instruments such as trade and other receivables, security deposits and loans given are measured at the amortised cost if both the following conditions are met:

- The asset is held within a business model whose objective is to hold assets for collecting contractual cash flows, and
- Contractual terms of the asset give rise on specified dates to cash flows that are solely payments of principal and interest (SPPI) on the principal amount outstanding.

After initial measurement, such financial assets are subsequently measured at amortised cost using the effective interest rate (EIR) method. Amortised cost is calculated by taking into account any discount or premium on acquisition and fees or costs that are an integral part of the EIR. The EIR amortisation is included in finance income in the profit or loss. The losses arising from impairment are recognised in the profit or loss.

### Debt instruments at Fair value through Other Comprehensive Income (FVOCI)

A 'debt instrument' is classified as at the FVTOCI if both of the following criteria are met:

- The objective of the business model is achieved both by collecting contractual cash flows and selling the financial assets, and
- The asset's contractual cash flows represent SPPI.

Debt instruments included within the FVTOCI category are measured initially as well as at each reporting date at fair value. Fair value movements are recognized in the other comprehensive income (OCI).

### Debt instruments at Fair value through Profit or Loss (FVTPL)

FVTPL is a residual category for debt instruments excluding investments in subsidiary and associate companies. Any debt instrument, which does not meet the criteria for categorization as at amortized cost or as FVTOCI, is classified as at FVTPL.

After initial measurement, any fair value changes including any interest income, foreign exchange gain and losses, impairment losses and other net gains and losses are recognised in the Statement of Profit and Loss.

# NOTES FORMING PART OF THE CONSOLIDATED FINANCIAL STATEMENTS

for the year ended on 31st March, 2026

### Equity investments

All equity investments in scope of Ind-AS 109 are measured at fair value. Equity instruments which are held for trading are classified as at FVTPL. For all other equity instruments, the company decides to classify the same either as at FVTOCI or FVTPL. The company makes such election on an instrument-by-instrument basis. The classification is made on initial recognition and is irrevocable.

Equity instruments included within the FVTPL category are measured at fair value with all changes recognized in the Profit or loss.

### De-recognition

A financial asset (or, where applicable, a part of a financial asset or part of a group of similar financial assets) is primarily derecognised (i.e. removed from the Company's Balance Sheet) when

- The rights to receive cash flows from the asset have expired, or
- The Company has transferred its rights to receive cash flows from the asset or has assumed an obligation to pay the received cash flows in full without material delay to a third party under a 'pass-through' arrangement; and either:
- The Company has transferred substantially all the risks and rewards of the asset, or
- The Company has neither transferred nor retained substantially all the risks and rewards of the asset, but has transferred control of the asset.

On de-recognition, any gains or losses on all debt instruments (other than debt instruments measured at FVOCI) and equity instruments (measured at FVTPL) are recognised in the Statement of Profit and Loss. Gains and losses in respect of debt instruments measured at FVOCI and that are accumulated in OCI are reclassified to profit or loss on de-recognition. Gains or losses on equity instruments measured at FVOCI that are recognised and accumulated in OCI are not reclassified to profit or loss on de-recognition.

## 17. Impairment of financial assets

The Company applies expected credit loss (ECL) model for measurement and recognition of impairment loss on the following financial assets and credit risk exposure:

a) Financial assets that are debt instruments, and are measured at amortised cost e.g., loans, debt securities, deposits, trade receivables and bank balance.

b) Financial assets measured at fair value through other comprehensive income.

In case of other assets (listed as a) above), the company determines if there has been a significant increase in credit risk of the financial asset since initial recognition. If the credit risk of such assets has not increased significantly, an amount equal to 12-month ECL is measured and recognized as loss allowance. However, if credit risk has increased significantly, an amount equal to lifetime ECL is measured and recognized as loss allowance.

## 18. Financial Liabilities

### Initial recognition and measurement

All financial liabilities are recognised initially at fair value and, in the case of loans and borrowings and payables, net of directly attributable transaction costs.

The Company's financial liabilities include trade and other payables, loans and borrowings including bank overdrafts, and derivative financial instruments.

### Subsequent measurement

The measurement of financial liabilities depends on their classification, as described below:

### Financial Liabilities at Fair Value through Profit or Loss (FVTPL)

Financial liabilities at fair value through profit or loss include financial liabilities designated upon initial recognition as at fair value through profit or loss.

Financial liabilities designated upon initial recognition at fair value through profit or loss are designated at the initial date of recognition, and only if the criteria in Ind-AS 109 are satisfied. For liabilities designated as FVTPL, fair value gains/ losses attributable to changes in own credit risk is recognized in OCI. These gains/ losses are not subsequently transferred to profit or loss. However, the company may transfer the cumulative gain or loss within equity. All other changes in fair value of such liability are recognised in the statement of profit or loss.

### Financial Liabilities at amortised cost

Financial liabilities classified and measured at amortised cost such as loans and borrowings are initially recognized at fair value, net of transaction cost incurred. After initial recognition, financial liabilities are subsequently measured at amortised cost using the Effective interest rate (EIR) method. Gains and losses are recognised in profit or loss when the liabilities are derecognised as well as through the EIR amortisation process.

Amortised cost is calculated by taking into account any discount or premium on acquisition and fees or costs that are an integral part of the EIR. The EIR amortisation is included as finance costs in the statement of profit and loss.

# NOTES FORMING PART OF THE CONSOLIDATED FINANCIAL STATEMENTS

for the year ended on 31st March, 2026

**Derecognition**

A financial liability is derecognised when the obligation under the liability is discharged or cancelled or expires. When an existing financial liability is replaced by another from the same lender on substantially different terms, or the terms of an existing liability are substantially modified, such an exchange or modification is treated as the de-recognition of the original liability and the recognition of a new liability. The difference in the respective carrying amounts is recognised in the statement of profit or loss.

**19. Derivative financial instruments**

The Company uses derivative financial instruments to manage the commodity price risk and exposure on account of fluctuation in interest rate and foreign exchange rates. Such derivative financial instruments are initially recognized at fair value on the date on which a derivative contract is entered into and are subsequently measured at fair value with changes being recognized in Statement of Profit and Loss. Derivatives are carried as financial assets when the fair value is positive and as financial liabilities when the fair value is negative.

Any gains or losses arising from changes in the fair value of derivatives are taken through profit and loss.

**20. Borrowings**

Borrowings are initially recognised at fair value, net of transaction costs incurred. Borrowings are subsequently measured at amortised cost. Any differences between the proceeds (net of transaction costs) and the redemption amount is recognised in Profit or loss over the period of the borrowing using the effective interest method. Fees paid on the establishment of loan facilities are recognised as transaction costs of the loan to the extent that it is probable that some or all of the facilities will be drawn down. In this case, the fee is deferred until the drawdown occurs.

The borrowings are removed from the Balance sheet when the obligation specified in the contract is discharged, cancelled or expired. The difference between the carrying amount of the financial liability that has been extinguished or transferred to another party and the consideration paid including any noncash asset transferred or liabilities assumed, is recognised in profit or loss as other gains/(losses).

Borrowings are classified as current liabilities unless the group has an unconditional right to defer settlement of the liability of at least 12 months after the reporting period. Where there is a breach of a material provision of a long-term loan arrangement on or before the end of the reporting period with the effect that the liability becomes payable on demand on the reporting date, the entity does not classify the liability as current, if the lender agreed, after the reporting period and before the approval of the financial statement for issue, not to demand payment as a consequence of the breach.

**21. Borrowing costs**

Borrowing costs consist of interest and other costs that an entity incurs in connection with the borrowing of funds. Borrowing cost also includes exchange differences to the extent regarded as an adjustment to the borrowing costs.

Borrowing costs, allocated to and utilised for qualifying assets (that necessarily takes a substantial period of time to get ready for its intended use), pertaining to the period from commencement of activities relating to construction/development of the qualifying asset upto the date of capitalisation (asset is ready for intended use) of such asset is added to the cost of the assets.

Interest income earned on temporary investment of specific borrowing pending expenditure on qualifying asset is deducted from the borrowing costs eligible for capitalisation.

All other borrowing costs are expensed in the period in which they occur..

**22. Offsetting of financial instruments**

Financial assets and financial liabilities are offset, and the net amount is reported in the standalone balance sheet if there is a currently enforceable legal right to offset the recognised amounts and there is an intention to settle on a net basis, to realise the assets and settle the liabilities simultaneously. The legally enforceable right must not be contingent on future events and must be enforceable in the normal course of business and in the event of default, insolvency or bankruptcy of the company, or the counterparty.

**23. Claims**

Claims against the Company not acknowledged as debts are disclosed after a careful evaluation of the facts and legal aspects of the matter involved.

**24. Provisions, Contingent liabilities and Contingent Assets**

Provisions are recognized when there is a present obligation (legal or constructive) as a result of a past event, it is probable that an outflow of resources embodying economic benefits will be required to settle the obligation and a reliable estimate can be made of the amount of the obligation. Provisions are reviewed at each balance sheet date and are adjusted to reflect the current best estimate.

# NOTES FORMING PART OF THE CONSOLIDATED FINANCIAL STATEMENTS

for the year ended on 31st March, 2026

If the effect of the time value of money is material, provisions are discounted using a current pre-tax rate that reflects, when appropriate, the risks specific to the liability. When discounting is used, the increase in the provision due to the passage of time is recognized as a finance cost.

Contingent liabilities are possible obligations whose existence will only be confirmed by future events not wholly within the control of the Company, or present obligations where it is not probable that an outflow of resources will be required, or the amount of the obligation cannot be measured with sufficient reliability. Information on contingent liability is disclosed in the Notes to the Financial Statements.

Contingent assets are not recognised but disclosed when the inflow of economic benefits is probable. However, when the realisation of income is virtually certain, then the related asset is no longer a contingent asset, but it is recognised as an asset.

**25. Government Grant**

Government grants are recognised where there is reasonable assurance that the grant will be received and all attached conditions will be complied with.

A government grant that becomes receivable as compensation for expenses or losses incurred in previous period(s). Such a grant is recognised in profit or loss of the period in which it becomes receivable.

Government grants shall be recognised in profit or loss on a systematic basis over the periods in which the Company recognises as expenses the related costs for which the grants are intended to compensate.

Government grants related to assets are presented in the balance sheet as deferred income and is recognised in profit or loss on a systematic basis over the expected useful life of the related assets or other relevant basis.

Government grants by way of financial assistance on the basis of certain qualifying criteria are recognised as they become receivable.

In the unlikely event that a grant previously recognised is ultimately not received, it is treated as a change in estimate and the amount cumulatively recognised is expensed in the Statement of Profit and Loss.

**26. Revenue Recognition**

**Sale of Goods and services**

Revenue from Contract(s) is recognised by following five steps model from revenue recognition as prescribed in Ind AS 115 which namely are identifying of the contract(s) with a customer; identifying the separate performance obligation in the contract; determining the transaction price; allocating the transaction price to each separate performance obligation and recognising revenue when (or as) each performance obligation is satisfied. The model specifies that revenue should be recognised when (or as) an entity transfer control of promised goods or services to a customer at the amount to which the entity expects to be entitled in exchange of those goods or services.

Revenue is measured at the fair value of the consideration received or receivable for goods supplied and services rendered, net of returns, rebates and discounts to customers. Revenue exclude Goods & Services Tax (GST) and amounts collected on behalf of third party or Government, if any.

**Sale of Goods**

Most of the Company's revenue is derived from selling goods with revenue recognised at a point in time when control of the goods is transferred to the customer and retains none of the significant risks and rewards of the goods in question.

As per Ind AS 115, the Company determines whether there is a significant financing component in its contracts. However, the Company has decided to use practical expedient provided in Ind AS 115 and not to adjust the promised amount of consideration for the effects of a significant financing components in the contracts, where the Company expects, at contract inception that the period of completion of contract terms are one year or less. Therefore, for short-term advances, the company does not account for a financing component. No long - term advances from customers are generally received by the Company.

**Sale of Service**

Revenue from sale of services is recognised at an amount entitled in exchange for transferring services at a point in time to a customer.

Contract Balances

**Trade Receivables**

A trade receivable is recognised for the company's right to an amount of consideration, in exchange of goods or services transferred to a customer, that is unconditional i.e. only the passage of time is required before payment of the consideration is due.

**Contract Liabilities**

A Contract liability is recognised for the consideration paid by a customer before the transfer of goods or services to the company. The contract liabilities are recognised as revenue when the company performs under the contract.

# NOTES FORMING PART OF THE CONSOLIDATED FINANCIAL STATEMENTS

for the year ended on 31st March, 2026

### Interest Income

Interest income is accrued on using on a time basis by the effective interest rate with reference to the principal outstanding.

### Dividend Income

Dividend income from investments is recognised when the shareholder's right to receive payment has been established i.e. in case of interim dividend, on the date of declaration by the Board of Directors; whereas in case of final dividend, on the date of approval by the shareholders.

### Export Incentives

Export Incentives are recognised when certainty of receipt is established.

### Insurance Claim

Insurance claims are accounted for on the basis of claims admitted / expected to be admitted and to the extent that the amount recoverable can be measured reliably and it is reasonable to expect ultimate collection.

### Other Income

Other income is accounted for on accrual basis except where the receipt of income is uncertain and, in such cases, it is accounted for on receipt basis.

## 27. Employee benefits

The Company makes contributions to both defined benefit and defined contribution schemes which are mainly administered through/by duly constituted and approved Trusts and the Government.

### Defined Contribution Scheme

In case of provident fund administered through Regional Provident Fund Commissioner, the Company has no obligation, other than the contribution payable to the provident fund.

In case of members of constituted and approved trusts, the Company recognises contribution payable to such trusts as an expense including any shortfall in interest between the amount of interest realised by the investment and the interest payable to members at the rate declared by the Government of India.

The Company's contributions paid / payable during the year to provident fund administered through Approved Trust, Regional Provident Fund Commissioner, Superannuation Fund and Employees' State Insurance Corporation are recognised in the Statement of Profit and Loss as an expense when employees have rendered services entitling them to contributions.

### Defined Benefit Scheme

Gratuity: Cost of providing the Benefit is determined on an actuarial basis at the end of the year and charged to Statement of Profit and Loss. The cost of providing these benefits is determined by independent actuary using the projected unit credit method.

Re-measurements, comprising of actuarial gains and losses and the effect of the asset ceiling, (excluding amounts included in net interest on the net defined benefit liability and return on plan assets), are recognised immediately in the balance sheet with a corresponding debit or credit to retained earnings through other comprehensive income in the period in which they occur. It is included in retained earnings in the statement of changes in equity and in the balance sheet.

However, in case of overseas subsidiaries defined benefit schemes are managed by making required contributions as per local laws and wherever required adequate provisions are made in the books of account in this respect.

### Short-term Employee Benefits

The undiscounted amount of short-term employee benefits expected to be paid in exchange for the services rendered by employees are recognised during the year when the employees render the service. These benefits include salaries, wages, performance incentive and compensated absences which are expected to occur within twelve months after the end of the period in which the employee renders the related service. The cost of such compensated absences is accounted as under:

Leave encashment: Accrued Leaves are encashed annually at the end of the calendar year and not accumulated. Provision for the same is done on the basis of leaves accrued as at the end of the reporting period.

## 28. Taxes on Income

Income tax comprises Current and Deferred Tax. It is recognised in the Statement of Profit or Loss except to the extent that it relates to business combination or to an item recognised directly in other equity or in other comprehensive income. Tax relating to items recognised directly in equity/ other comprehensive income is recognised in respective head.

### Current Tax

Current income tax assets and/or liabilities comprise those obligations to, or claims from, fiscal authorities relating to the current or prior reporting periods, that are unpaid at the reporting date. Current tax is payable on taxable profit, which differs from profit or loss in the financial statements.

# NOTES FORMING PART OF THE CONSOLIDATED FINANCIAL STATEMENTS

for the year ended on 31st March, 2026

Calculation of current tax is based on tax rates and tax laws that have been enacted or substantively enacted by the end of the reporting period.

Current tax assets and current tax liabilities are offset only if there is a legally enforceable right to set off the recognised amounts, and it is intended to realise the asset and settle the liability on a net basis or simultaneously.

### Deferred Tax

Deferred tax is recognised on differences between the carrying amounts of assets and liabilities in the Balance sheet and the corresponding tax bases used in the computation of taxable profit and are accounted for using the liability method. Deferred tax liabilities are generally recognised for all taxable temporary differences, and deferred tax assets are generally recognized for all deductible temporary differences, carry forward tax losses and allowances to the extent that it is probable that future taxable profits will be available against which those deductible temporary differences, carry forward tax losses and allowances can be utilised. Deferred tax assets and liabilities are measured at the applicable tax rates. Deferred tax assets and deferred tax liabilities are off set, and presented as net.

Deferred tax assets and deferred tax liabilities are offset only if a legally enforceable right exists to set off current tax assets against current tax liabilities and the deferred taxes relate to the same taxable entity and the same taxation authority.

The carrying amount of deferred tax assets is reviewed at each Balance Sheet date and is adjusted to the extent that it is no longer probable that sufficient taxable profit will be available to allow all or part of the asset to be recovered.

### 29. Dividend Distribution

Dividends and interim dividends payable to a Company's shareholders are recognized as changes in equity in the period in which they are approved by the shareholder's meeting and the Board of Directors respectively.

### 30. Statement of Cash Flow and Cash & Cash Equivalents

Cash flows are stated using the indirect method, whereby profit/loss before tax is adjusted for the effects of transactions of a non-cash nature, any deferrals or accruals of past or future operating cash receipts or payments and items of incomes and expenses associated with investing or financing flows. The cash flows from operating, investing and financing activities of the Company are segregated.

and exclude item which are not available for general use on the date of balance sheet.

Cash and cash equivalents include cash and cheques in hand, bank balances, demand deposits with banks and other short term highly liquid investments that are readily convertible to known amounts of cash and which are subject to an insignificant risk of changes in value where original maturity is three months or less and exclude item which are not available for general use on the date of balance sheet.

### 31. Earnings per share

Basic earnings per share is computed by dividing the profit / (loss) after tax (including the post-tax effect of extraordinary items, if any) by the weighted average number of equity shares outstanding during the year. Diluted earnings per share is computed by dividing the profit / (loss) after tax (including the post-tax effect of extraordinary items, if any) as adjusted for dividend, interest and other charges to expense or income (net of any attributable taxes) relating to the dilutive potential equity shares, by the weighted average number of equity shares considered for deriving basic earnings per share and the weighted average number of equity shares which could have been issued on the conversion of all dilutive potential equity shares.

Potential equity shares are deemed to be dilutive only if their conversion to equity shares would decrease the net profit per share from continuing ordinary operations. Potential dilutive equity shares are deemed to be converted as at the beginning of the period, unless they have been issued at a later date. The dilutive potential equity shares are adjusted for the proceeds receivable had the shares been actually issued at fair value (i.e. average market value of the outstanding shares). Dilutive potential equity shares are determined independently for each period presented. The number of equity shares and potentially dilutive equity shares are adjusted for share splits / reverse share splits and bonus shares, as appropriate.

### 32. Exceptional Items

An item of income or expense which by its size, nature, type or incidence requires disclosure in order to improve an understanding of the performance of the Company is treated as an exceptional item and disclosed as such in the financial statements.

### 33. Segment Reporting – Operating Segment

The Company's operating segments are established on the basis of those components of the Company that are evaluated regularly by the Board of Directors (the 'Chief Operating Decision Maker' as defined in Ind AS 108 - 'Operating Segments'), in deciding how to allocate

# NOTES FORMING PART OF THE CONSOLIDATED FINANCIAL STATEMENTS

for the year ended on 31st March, 2026

resources and in assessing performance. These have been identified taking into account nature of products and services, the differing risks and returns and the internal business reporting systems.

Revenue and Expenses have been identified to a segment on the basis of relationship to operating activities of the segment. Revenue and Expenses which relate to enterprise as a whole and are not allocable to a segment on reasonable basis have been disclosed as "Un-allocable"

Segment Assets and Segment Liabilities represent Assets and Liabilities in respective segments. Assets and liabilities that cannot be allocated to a segment on reasonable basis have been disclosed as "Un-allocable".

**34. Recent Indian Accounting Standard (Ind AS)**

Ministry of Corporate Affairs ("MCA") notifies new standards or amendments to the existing standards under Companies (Indian Accounting Standards) Rules as issued from time to time. For the year ended March 31, 2026, MCA has notified amendment to Ind AS 21 The Effects of Changes in Foreign Exchange Rates, effective from 1 April 2025. These amendments define currency exchangeability, provide guidance on estimating spot exchange rates when a currency is not exchangeable and include related disclosure requirements. The Company has reviewed the new pronouncements and based on its evaluation has determined that it does not have any significant impact in its financial statements.

# NOTES FORMING PART OF THE CONSOLIDATED FINANCIAL STATEMENTS

for the year ended on 31st March, 2026

## 2 (a) Property, plant & equipment, Intangible assets and Capital Work in Progress (CWIP) and Investment Property

(Rs. In lacs)

| Particulars | A. Property, plant and equipment | | | | | | | | | | B. Intangible Assets | | | Total (A + B) | C. Capital work in progress | D. Investment Property Other Buildings |
|---|---|---|---|---|---|---|---|---|---|---|---|---|---|---|---|---|
| | Land Leasehold (Right-to-use Asset) | Land Freehold | Factory building | Other buildings | Plant & Equipment | Furniture & Fixtures | Office Equipment | Computer | Vehicle | Total (A) | Computer Software (Bought Out) | Brand and Trade Mark | Total (B) | | | |
| **Gross carrying value*** | | | | | | | | | | | | | | | | |
| **As at March 31, 2024** | **1,411.15** | **73.34** | **11,814.90** | **4,092.00** | **16,684.38** | **1,159.25** | **597.88** | **280.33** | **1,313.54** | **37,426.77** | **356.25** | **0.42** | **356.67** | **37,783.44** | **578.17** | **457.85** |
| Additions | - | - | 908.98 | 28.79 | 943.75 | 99.80 | 67.55 | 24.45 | 169.65 | 2,242.97 | 20.16 | - | 20.16 | 2,263.13 | 756.21 | - |
| Sale/(Deletions) | (230.62) | - | (270.65) | - | (1,117.00) | (19.55) | (3.20) | (5.84) | (292.02) | (1,938.88) | (0.27) | - | -0.27 | (1,939.15) | (1,126.19) | - |
| Adjustments | - | (0.01) | 24.59 | (27.15) | (14.83) | (1.39) | 0.17 | (0.41) | (1.11) | (20.14) | - | - | - | (20.14) | - | - |
| **As at March 31, 2025** | **1,180.53** | **73.33** | **12,477.82** | **4,093.64** | **16,496.30** | **1,238.11** | **662.40** | **298.53** | **1,190.06** | **37,710.72** | **376.14** | **0.42** | **376.56** | **38,087.28** | **208.19** | **457.85** |
| Additions | - | - | 597.55 | 387.96 | 670.78 | 34.14 | 40.65 | 37.31 | 235.24 | 2,003.63 | 2.53 | - | 2.53 | 2,006.16 | 524.29 | - |
| Sale/(Deletions) | - | (24.16) | - | (177.22) | (107.74) | (0.44) | (67.64) | (0.41) | (174.20) | (551.81) | - | - | - | (551.81) | (664.82) | - |
| Adjustments | - | - | 0.02 | - | -0.01 | 1.70 | -1.70 | - | - | 0.01 | - | - | - | 0.01 | - | 5.35 |
| **As at March 31, 2026** | **1,180.53** | **49.17** | **13,075.39** | **4,304.38** | **17,059.33** | **1,273.51** | **633.71** | **335.43** | **1,251.10** | **39,162.55** | **378.67** | **0.42** | **379.09** | **39,541.64** | **67.66** | **463.20** |
| **Accumulated Depreciation/ Amortisation** | | | | | | | | | | | | | | | | |
| **As at March 31, 2024** | **296.30** | **-** | **2,593.78** | **382.19** | **7,214.54** | **514.42** | **261.00** | **208.35** | **720.69** | **12,191.27** | **156.06** | **0.42** | **156.48** | **12,347.75** | **-** | **-** |
| for the year | 32.80 | - | 375.91 | 59.01 | 917.00 | 76.50 | 50.05 | 29.11 | 97.05 | 1,637.43 | 105.17 | - | 105.17 | 1,742.60 | - | 29.00 |
| Sale/(Deletions) | (21.50) | - | (79.20) | - | (573.89) | (14.47) | (2.93) | (4.16) | (160.09) | (856.24) | (0.27) | - | -0.27 | (856.51) | - | - |
| Adjustments | 0.04 | - | 3.60 | (3.75) | 10.47 | 1.56 | (3.23) | 0.07 | (0.14) | 8.62 | (0.65) | - | -0.65 | 7.97 | - | - |
| **As at March 31, 2025** | **307.64** | **-** | **2,894.09** | **437.45** | **7,568.12** | **578.01** | **304.89** | **233.37** | **657.51** | **12,981.08** | **260.31** | **0.42** | **260.73** | **13,241.81** | **-** | **29.00** |
| for the year | 25.61 | - | 424.17 | 62.72 | 984.08 | 97.21 | 57.71 | 30.51 | 102.05 | 1,784.06 | 93.62 | - | 93.62 | 1,877.68 | - | 14.50 |
| Sale/(Deletions) | - | - | - | (20.12) | (57.47) | (0.11) | (21.46) | (0.27) | (115.88) | (215.31) | - | - | - | (215.31) | - | - |
| Adjustments | - | - | - | - | - | - | - | - | - | - | 0.01 | - | 0.01 | 0.01 | - | - |
| **As at March 31, 2026** | **333.25** | **-** | **3,318.26** | **480.05** | **8,494.73** | **675.11** | **341.14** | **263.61** | **643.68** | **14,549.83** | **353.94** | **0.42** | **354.36** | **14,904.19** | **-** | **43.50** |
| **Net Carrying amount (WDV)** | | | | | | | | | | | | | | | | |
| **As at March 31, 2026** | **847.28** | **49.17** | **9,757.13** | **3,824.33** | **8,564.60** | **598.40** | **292.57** | **71.82** | **607.42** | **24,612.72** | **24.73** | **-** | **24.73** | **24,637.45** | **67.66** | **419.70** |
| As at March 31, 2025 | 872.89 | 73.33 | 9,583.73 | 3,656.19 | 8,928.18 | 660.10 | 357.51 | 65.16 | 532.55 | 24,729.64 | 115.83 | - | 115.83 | 24,845.47 | 208.19 | 428.85 |
| As at March 31, 2024 | 1,114.85 | 73.34 | 9,221.12 | 3,709.81 | 9,469.84 | 644.83 | 336.88 | 71.98 | 592.85 | 25,235.50 | 200.19 | - | 200.19 | 25,435.69 | 578.17 | 457.85 |

*At deemed cost as per IND-AS 101 as at 01.04.2016 and additions at cost thereafter

# NOTES FORMING PART OF THE CONSOLIDATED FINANCIAL STATEMENTS

for the year ended on 31st March, 2026

(i) Building include Gross Block Rs. 30.40 Lacs (March 31, 2025 Rs. 30.40 Lacs) and Net block Rs. 17.33 Lacs (March 31, 2025 Rs. 17.78 Lacs) in respect two flats, purchased by the company in earlier years, title deed in respect of which is yet to be executed.

(ii) Building further include Gross Block Rs. 734.30 Lacs (March 31, 2025 Rs. 734.30 Lacs) and Net Block Rs. 657.80 Lacs (March 31, 2025 Rs. 671.80 Lacs) in respect of capital expenditure incurred by the company on rented premises.

(iii) Furniture & Fixtures include Gross Block Rs. 196.16 Lacs (March 31, 2025: Rs. 196.16 Lacs) and Net Block Rs. 158.38 Lacs (March 31, 2025 Rs. 178.09 Lacs) in respect of capital expenditure incurred by the company on rented premises.

(iv) **Assets given as security for borrowings**

All the items of Property, Plant and Equipment of the Company have been given to lenders as security for various borrowing facilities.

**(b) Goodwill - Goodwill on Consolidation**

| Particulars | (Rs. In lacs) |
|---|---|
| **Carrying value** | |
| As at April 01, 2024 | 833.59 |
| Addition/deleation/amortisation/impairment | -37.77 |
| **As at March 31, 2025** | **795.82** |
| Addition during the year | |
| Deleation/amortisation/impairment | (440.27) |
| **As at March 31, 2026** | **355.55** |

(v) **Capital-Work-in Progress (CWIP)**

(a) Ageing schedule for Capital-work-in progress

Rs. in Lacs

| Particulars | As at March 31, 2026 | | | | | As at March 31, 2025 | | | | |
|---|---|---|---|---|---|---|---|---|---|---|
| | Amount in CWIP for a period of | | | | Total | Amount in CWIP for a period of | | | | Total |
| | Less than 1 year | 1 - 2 years | 2 - 3 years | More than 3 years | | Less than 1 year | 1 - 2 years | 2 - 3 years | More than 3 years | |
| (i) Projects in progress | 67.67 | - | - | - | 67.67 | 208.19 | - | - | - | 208.19 |
| (ii) Projects temporarily suspended | - | - | - | - | - | - | - | - | - | - |
| **Total** | **67.67** | **-** | **-** | **-** | **67.67** | **208.19** | **-** | **-** | **-** | **208.19** |

(b) CWIP, whose completion is overdue or has exceeded its cost compared to its original plan: NIL NIL

(vii) **Intangible assets under development (Intangible CWIP)** **NIL** **NIL**

**2.1** The management has carried out an exercise of identifying the asset that may have been impaired, during the year, in respect of each cash generating unit. On the basis of review carried out by the management, there was no impairment loss on PPE during the year.

# NOTES FORMING PART OF THE CONSOLIDATED FINANCIAL STATEMENTS

for the year ended on 31st March, 2026

## 3. Financial Assets: Investments - Non Current

| Particulars | As at March 31, 2026 | | As at March 31, 2025 | |
|---|---|---|---|---|
| | Rs. in Lacs | Rs. in Lacs | Rs. in Lacs | Rs. in Lacs |
| **Equity Shares Unquoted** | | | | |
| **A. INVESTMENT IN ASSOCIATES** | | | | |
| (i) Steven Construction Ltd. | | | | |
| 21,00,000 Equity Shares of Rs. 10/- each fully paid | 210.00 | | 210.00 | |
| Add: Share of post acquisition profit/loss (net) | 211.18 | 421.18 | 161.38 | 371.38 |
| (ii) Unnao Tanneries Pollution Control Company | | | | |
| 1,53,080 Equity Shares of Rs. 10/- each fully paid | 15.31 | | 15.31 | |
| Add: Share of post acquisition profit/loss (net) | - | 15.31 | - | 15.31 |
| (iii) Knowledgehouse Ltd. | | | | |
| 8,60,000 Equity Shares of Rs. 10/- each fully paid | 86.00 | | 86.00 | |
| Add: Share of post acquisition profit/loss (net) | 871.00 | 957.00 | 763.21 | 849.21 |
| (iv) Amin International Ltd. | | | | |
| 3,04,900 Equity Shares of Rs. 10/- each fully paid | 30.49 | | 30.49 | |
| Add: Share of post acquisition profit/loss (net) | 1,708.08 | 1,738.57 | 1,556.91 | 1,587.40 |
| **Total - A** | | **3,132.06** | | **2,823.30** |
| **B. OTHERS** | | | | |
| (i) Industrial Infrastructure Services India | | | | |
| 1,85,120 Equity Shares of Rs. 10/- each fully paid | | 18.51 | | 18.51 |
| (ii) Kanpur Unnao Leather Cluster Development Co. Ltd. | | | | |
| 4,26,500 Equity Shares of Rs. 10/- each fully paid | | 148.82 | | 148.82 |
| (iii) Chowdhary Overseas Ltd. | | | | |
| 39,300 Equity Shares of Rs. 10/- each fully paid | | 55.02 | | 55.02 |
| (iv) Mayfair Global Ltd. | | | | |
| 160,000 Equity Shares of Rs. 10/- each fully paid | | 0.40 | | 0.40 |
| (v) Superhouse Accessories Ltd. | | | | |
| 1,200 Equity Shares of Rs. 10/- each fully paid | | 0.02 | | 0.02 |
| **Total - B** | | **222.77** | | **222.77** |
| **Equity Shares Quoted** | | | | |
| C. (i) Super Tannery Ltd. | | | | |
| 3,000 Equity Shares of Rs. 1/- each fully paid | | 0.07 | | 0.07 |
| (ii) Mideast Integrated Steels Ltd. (Delisted) | | | | |
| 20,000 Equity Shares of Rs.10/- each fully paid | | - | | - |
| (iii) Somani Iron & Steels Ltd. (Delisted) | | | | |
| 8,700 Equity Shares of Rs.10/- each fully paid | | - | | - |
| **Total - C** | | **0.07** | | **0.07** |
| **Total (A+B+C)** | | **3,354.90** | | **3,046.14** |
| Aggregate Book Value of Quoted Investments | | 0.07 | | 0.07 |
| Market Value of Quoted Investments | | 0.16 | | 0.28 |
| Aggregate Book Value of Unquoted Investments | | 3,354.83 | | 3,046.07 |
| Note: Investment is net of impairment | | | | |
| Aggregate impairment in Value of Investments Quoted | | 6.68 | | 6.68 |

# NOTES FORMING PART OF THE CONSOLIDATED FINANCIAL STATEMENTS

for the year ended on 31st March, 2026

## 4. Financial Assets: Loans - Non Current

| Particulars | As at March 31, 2026 | | As at March 31, 2025 | |
|---|---|---|---|---|
| | Rs. in Lacs | Rs. in Lacs | Rs. in Lacs | Rs. in Lacs |
| Fixed Deposit with bank - having maturity for more than 12 months | | 400.00 | | - |
| **Total** | | **400.00** | | **-** |

## 5 Deferred Tax Assets (Net)

| Particulars | As at March 31, 2026 | | As at March 31, 2025 | |
|---|---|---|---|---|
| | Rs. in Lacs | Rs. in Lacs | Rs. in Lacs | Rs. in Lacs |
| **Tax effect of items constituting deferred tax assets** | | | | |
| Unabsorbed Losses | 571.67 | | 530.03 | |
| Other Timing Differences | - | | 43.60 | |
| **Total assets** | | 571.67 | | 573.63 |
| Tax effect of items constituting deferred tax liability | | | | |
| Other Timing Differences | | - | | 69.34 |
| **Total** | | **571.67** | | **504.29** |

## 6. Other Non Current Assets

| Particulars | As at March 31, 2026 | | As at March 31, 2025 | |
|---|---|---|---|---|
| | Rs. in Lacs | Rs. in Lacs | Rs. in Lacs | Rs. in Lacs |
| **Unsecured considered good** | | | | |
| Capital Advance | | 255.92 | | 497.48 |
| Security Deposits | | 316.59 | | 317.78 |
| GST Under Protest | | 259.07 | | 247.54 |
| TDS Under Protest | | 10.00 | | 10.00 |
| **Total** | | **841.58** | | **1,072.80** |

## 7. Inventories (At cost or net realisable value whichever is lower)

| Particulars | As at March 31, 2026 | | As at March 31, 2025 | |
|---|---|---|---|---|
| | Rs. in Lacs | Rs. in Lacs | Rs. in Lacs | Rs. in Lacs |
| Raw Materials | | 3,360.45 | | 4,111.42 |
| Work in Progress | | 4,431.67 | | 5,291.42 |
| Finished Goods | | 14,679.17 | | 13,878.80 |
| {including stock at port Rs. 754.23 Lacs (March 2025: Rs. 219.67 Lacs)} | | | | |
| Chemical, Components, Stores and spares | | 3,252.65 | | 3,416.99 |
| Import Entitlements / licences in hand | | 107.00 | | 41.65 |
| **Total** | | **25,830.94** | | **26,740.28** |

(a) All the Inventories have been given as security for various working facilities from banks.

(b) During the year Rs. 149.62 Lacs (previous year Rs. 132.94 Lacs) was recognised as expense towards write-down of inventory.

# NOTES FORMING PART OF THE CONSOLIDATED FINANCIAL STATEMENTS

for the year ended on 31st March, 2026

## 8. Financial Assets - Current: Trade Receivable

| Particulars | As at March 31, 2026 | | As at March 31, 2025 | |
|---|---|---|---|---|
| | Rs. in Lacs | Rs. in Lacs | Rs. in Lacs | Rs. in Lacs |
| Secured Considered Good | | | | |
| Unsecured Considered Good | 16,759.85 | | 16,166.82 | |
| Unsecured which have significant increase in credit risk | 125.18 | | 97.08 | |
| Unsecured credit impaired | 63.08 | | 47.10 | |
| | | 16,948.11 | | 16,311.00 |
| Less: Impairment loss allowance | | | | |
| Allowance for doubtful debts | 125.18 | | 97.08 | |
| Provision for Expected Credit Loss (ECL) | 63.08 | | 47.10 | |
| | | 188.26 | | 144.18 |
| **Total** | | **16,759.85** | | **16,166.82** |

All the Trade Receivables have been given as security for various working facilities from banks.

Trade Receivable include Rs. 147.55 Lacs (March 2025: Rs. 326.05 Lacs) due from related parties (Refer Note no. 41)

**Trade Receivable ageing Schedule:**

Rs. In Lacs

| Particulars | Not Due | Outstanding from due date | | | | | Total |
|---|---|---|---|---|---|---|---|
| | | Less than 6 months | 6 months - 1 year | 1 year to 2 years | 2 years to 3 years | More than 3 years | |
| **As at March 31, 2026** | | | | | | | |
| **Undisputed Trade Receivables** | | | | | | | |
| (i) Considered Good | 6,590.34 | 6,033.16 | 1,250.87 | 1,726.03 | 679.41 | 426.13 | 16,705.94 |
| (ii) Which have significant increase in credit risk | - | - | 27.26 | 32.97 | - | 5.80 | 66.03 |
| (iii) Credit impaired | - | - | 3.91 | 14.12 | 12.82 | 31.14 | 61.99 |
| **Disputed Trade Receivables** | | | | | | | |
| (i) Considered Good | - | - | - | - | - | 53.91 | 53.91 |
| (ii) Which have significant increase in credit risk | - | - | - | - | - | 59.15 | 59.15 |
| (iii) Credit impaired | - | - | - | - | - | 1.09 | 1.09 |
| **Total** | **6,590.34** | **6,033.16** | **1,282.04** | **1,773.12** | **692.23** | **577.22** | **16,948.11** |
| **As at March 31, 2025** | | | | | | | |
| **Undisputed Trade Receivables** | | | | | | | |
| (i) Considered Good | 3,132.27 | 9,281.77 | 1,317.85 | 1,798.76 | 340.52 | 247.13 | 16,118.30 |
| (ii) Which have significant increase in credit risk | - | - | 2.67 | 9.61 | 3.67 | 5.91 | 21.86 |
| (iii) Credit impaired | - | - | - | - | - | - | - |
| **Disputed Trade Receivables** | - | - | - | - | - | - | |
| (i) Considered Good | - | - | - | - | - | 48.52 | 48.52 |
| (ii) Which have significant increase in credit risk | - | - | - | - | - | 75.22 | 75.22 |
| (iii) Credit impaired | - | - | 4.00 | 15.15 | 12.03 | 15.92 | 47.10 |
| **Total** | **3,132.27** | **9,281.77** | **1,324.52** | **1,823.52** | **356.22** | **392.70** | **16,311.00** |

# NOTES FORMING PART OF THE CONSOLIDATED FINANCIAL STATEMENTS

for the year ended on 31st March, 2026

## 9. Financial Assets - Current: Cash and Cash Equivalents

| Particulars | As at March 31, 2026 | | As at March 31, 2025 | |
|---|---|---|---|---|
| | Rs. in Lacs | Rs. in Lacs | Rs. in Lacs | Rs. in Lacs |
| **Balances with banks** | | | | |
| on current accounts | 1,236.52 | | 722.18 | |
| on current accounts (FCR - held by Overseas Subsidiaries) | 479.11 | 1,715.63 | 552.84 | 1,275.02 |
| **Cheques and Draft on Hand/Remittance in Transit** | | 0.05 | | 52.56 |
| Cash on hand | | 28.59 | | 50.80 |
| **Total** | | **1,744.27** | | **1,378.38** |

## 10. Financial Assets - Current: Bank Balances other than cash and cash equivalents

| Particulars | As at March 31, 2026 | | As at March 31, 2025 | |
|---|---|---|---|---|
| | Rs. in Lacs | Rs. in Lacs | Rs. in Lacs | Rs. in Lacs |
| Margin money deposits | | 5,708.54 | | 5,742.44 |
| restricted, held as lien against bank guarantees/LCs) | | | | |
| Earmarked balances with banks - Unclaimed Dividend | | 39.57 | | 41.56 |
| **Total** | | **5,748.11** | | **5,784.00** |

## 11. Other Current Financial Assets

| Particulars | As at March 31, 2026 | | As at March 31, 2025 | |
|---|---|---|---|---|
| | Rs. in Lacs | Rs. in Lacs | Rs. in Lacs | Rs. in Lacs |
| **Unsecured considered good** | | | | |
| (a) Interest accrued on deposits with banks | | 1,093.58 | | 691.49 |
| (b) Export Incentive receivable | | 371.32 | | 371.18 |
| (c) Other claims receivable | | 20.00 | | 5.52 |
| (d) Balance with Govt/Revenue authority | | 1,554.04 | | 2,564.27 |
| **Total** | | **3,038.94** | | **3,632.46** |

## 12. Other Current Assets

| Particulars | As at March 31, 2026 | | As at March 31, 2025 | |
|---|---|---|---|---|
| | Rs. in Lacs | Rs. in Lacs | Rs. in Lacs | Rs. in Lacs |
| **Unsecured considered good** | | | | |
| (a) Advances to trade payable | | 1,582.06 | | 320.91 |
| (b) Advance recoverable in cash or kind or for value to be received | | 667.60 | | 746.83 |
| (c) Prepaid expenses | | 178.44 | | 261.14 |
| **Total** | | **2,428.10** | | **1,328.88** |

## 13. Equity Share Capital

| Particulars | As at March 31, 2026 | | As at March 31, 2025 | |
|---|---|---|---|---|
| | No. of Shares | Rs. in Lacs | No. of Shares | Rs. in Lacs |
| **Authorised** | | | | |
| Equity Shares of Rs. 10/-each | 1,50,00,000 | 1,500.00 | 1,50,00,000 | 1,500.00 |
| **Issued** | | | | |
| Equity Shares of Rs. 10/-each | 1,49,72,718 | 1,497.27 | 1,49,72,718 | 1,497.27 |
| **Subscribed and fully paid-up *** | | | | |
| Equity Shares of Rs. 10/-each | 1,07,49,700 | 1,074.97 | 1,07,49,700 | 1,074.97 |
| **Total** | **1,07,49,700** | **1,074.97** | **1,07,49,700** | **1,074.97** |

* exclude 275,300 (March 31, 2025: 275,300) Equity Shares of Rs. 10/- each fully paid-up held by Allen Cooper Ltd., Subsidiary of the company.

# NOTES FORMING PART OF THE CONSOLIDATED FINANCIAL STATEMENTS

for the year ended on 31st March, 2026

**(A) Reconciliation of the number of equity shares and share capital**

| Particulars | As at March 31, 2026 | | As at March 31, 2025 | |
|---|---|---|---|---|
| | No. of Shares | Rs. in Lacs | No. of Shares | Rs. in Lacs |
| **Subscribed and fully paid-up equity shares** | | | | |
| Outstanding at the beginning of the year | 1,07,49,700 | 1,074.97 | 1,07,49,700 | 1,074.97 |
| Change during the year | - | - | - | - |
| Outstanding at the end of the year | 1,07,49,700 | 1,074.97 | 1,07,49,700 | 1,074.97 |

**(B) Detail of Shares held by the promoters:**

| S. No. | Name of the Promoter | As at Mar 31,2026 | | As at Mar 31,2025 | | Changes during the year | |
|---|---|---|---|---|---|---|---|
| | | No. of Shares | % of Shares held | No. of Shares | % of Shares held | No of shares | % |
| (i) | Mr. Mukhtarul Amin | 13,24,487 | 12.01% | 13,24,487 | 12.01% | - | 0.00% |
| (ii) | Mrs. Sahina Mukhtar | 5,05,560 | 4.59% | 5,05,560 | 4.59% | - | 0.00% |
| (iii) | Mr. Zafarul Amin | 1,81,988 | 1.65% | 1,81,988 | 1.65% | - | 0.00% |
| (iv) | Mrs. Nausheen Shadab | 1,69,441 | 1.54% | 1,69,441 | 1.54% | - | 0.00% |
| (v) | Mrs. Shada Fatima | 41,282 | 0.37% | 41,282 | 0.37% | - | 0.00% |
| (vi) | Mr. Mohd. Shadab | 14,400 | 0.13% | 14,400 | 0.13% | - | 0.00% |
| (vii) | Mr. Yusuf Amin | 1,32,350 | 1.20% | 1,32,350 | 1.20% | - | 0.00% |
| (viii) | Amin International Limited | 4,65,054 | 4.22% | 4,65,054 | 4.22% | - | 0.00% |
| (ix) | Superhouse Accessories Limited | 5,50,000 | 4.99% | 5,50,000 | 4.99% | - | 0.00% |
| (x) | Modriba International Limited | 5,50,000 | 4.99% | 5,50,000 | 4.99% | - | 0.00% |
| (xi) | Steven Construction Limited | 13,15,119 | 11.93% | 13,15,119 | 11.93% | - | 0.00% |
| (xii) | Allen Cooper Limited | 2,75,300 | 2.50% | 2,75,300 | 2.50% | - | 0.00% |
| (xiii) | Chowdhary Overseas Limited | 5,25,893 | 4.77% | 5,25,893 | 4.77% | - | 0.00% |
| | **Total** | **60,50,874** | **54.88%** | **60,50,874** | **54.88%** | **-** | **0.00%** |

| S. No. | Name of the Promoter | As at Mar 31,2025 | | As at Mar 31,2024 | | Changes during the year | |
|---|---|---|---|---|---|---|---|
| | | No. of Shares | % of Shares held | No. of Shares | % of Shares held | No of shares | % |
| (i) | Mr. Mukhtarul Amin | 13,24,487 | 12.01% | 13,24,487 | 12.01% | - | 0.00% |
| (ii) | Mrs. Sahina Mukhtar | 5,05,560 | 4.59% | 5,05,560 | 4.59% | - | 0.00% |
| (iii) | Mr. Zafarul Amin | 1,81,988 | 1.65% | 1,81,988 | 1.65% | - | 0.00% |
| (iv) | Mrs. Nausheen Shadab | 1,69,441 | 1.54% | 1,69,441 | 1.54% | - | 0.00% |
| (v) | Mrs. Shada Fatima | 41,282 | 0.37% | 41,282 | 0.37% | - | 0.00% |
| (vi) | Mr. Mohd. Shadab | 14,400 | 0.13% | 14,400 | 0.13% | - | 0.00% |
| (vii) | Mr. Yusuf Amin | 1,32,350 | 1.20% | 1,32,350 | 1.20% | - | 0.00% |
| (viii) | Amin International Limited | 4,65,054 | 4.22% | 4,65,054 | 4.22% | - | 0.00% |
| (ix) | Superhouse Accessories Limited | 5,50,000 | 4.99% | 5,50,000 | 4.99% | - | 0.00% |
| (x) | Modriba International Limited | 5,50,000 | 4.99% | 5,50,000 | 4.99% | - | 0.00% |
| (xi) | Steven Construction Limited | 13,15,119 | 11.93% | 13,15,119 | 11.93% | - | 0.00% |
| (xii) | Allen Cooper Limited | 2,75,300 | 2.50% | 2,75,300 | 2.50% | - | 0.00% |
| (xiii) | Chowdhary Overseas Limited | 5,25,893 | 4.77% | 5,25,893 | 4.77% | - | 0.00% |
| | **Total** | **60,50,874** | **54.88%** | **60,50,874** | **54.88%** | **-** | **0.00%** |

# NOTES FORMING PART OF THE CONSOLIDATED FINANCIAL STATEMENTS

for the year ended on 31st March, 2026

**(C) Terms and rights attached to equity shares**

The company has only one class of equity shares having a par value of Rs. 10 per share. Each holder of equity shares is entitled to one vote per share. The company declares and pays dividends in Indian Rupees. The dividend proposed by the Board of Directors is subject to the approval of the shareholders in the ensuing Annual General Meeting.

In the event of liquidation of the company, the holders of equity shares will be entitled to receive remaining assets of the company, after distribution of all preferential amounts. The distribution will be in proportion to the number of equity shares held by the shareholders.

**(D) Details of shareholders holding more than 5% shares in the company**

| Particulars | As at March 31, 2026 | | As at March 31, 2025 | |
|---|---|---|---|---|
| | No. of Shares | % | No. of Shares | % |
| (i) Mr. Mukhtarul Amin | 13,24,487 | 12.01% | 13,24,487 | 12.01% |
| (ii) Steven Construction Limited | 13,15,119 | 11.93% | 13,15,119 | 11.93% |

| Particulars | 2025-26 | 2024-25 |
|---|---|---|
| | No. of Shares | No. of Shares |
| (E) Equity Shares allotted as fully paid pursuant to contract(s) without payment being received in cash during the immediately preceding five years | NIL | NIL |
| (F) Equity Shares allotted as fully paid up Bonus Shares during the immediately preceding five years | NIL | NIL |
| (G) Equity shares buy-back in immediately preceding five years | NIL | NIL |
| (H) Shares held by holding/ultimate holding company and/or their subsidiaries/ associates | NIL | NIL |

**(I) Dividend paid and proposed**

Detail of dividend paid during the year and proposed for the year is as under:

| Particulars | 2025-26 | | 2024-25 | |
|---|---|---|---|---|
| | No. of Shares | Rs. in Lacs | No. of Shares | Rs. in Lacs |
| **Dividend declared and paid during the year on Equity Share** | | | | |
| Final Dividend for the year ended March 31, 2025 @ Rs. 0.80 per Equity Share | 1,10,25,000 | 88.20 | 1,10,25,000 | 88.20 |
| (Previous year: for the year ended March 31, 2024 @ Rs. 0.80 per Equity Share) | | | | |
| **Dividend proposed on Equity Share** | | | | |
| Final Dividend proposed for the year ended March 31, 2026 @ Rs. 0.80 per Equity Share | 1,10,25,000 | 88.20 | 1,10,25,000 | 88.20 |
| (Previous year: for the year ended March 31, 2025 @ Rs. 0.80 per Equity Share) | | | | |

Dividend proposed is subject to approval of share holders in AGM and is not recognised as liability in the balance sheet.

* including 275,300 (March 31, 2025: 275,300) Equity Shares of Rs. 10/- each fully paid-up held by Allen Cooper Ltd., Subsidiary of the company.

# NOTES FORMING PART OF THE CONSOLIDATED FINANCIAL STATEMENTS

for the year ended on 31st March, 2026

## 14. Other equity

| Particulars | As at March 31, 2026 | | As at March 31, 2025 | |
|---|---|---|---|---|
| | Rs. in Lacs | Rs. in Lacs | Rs. in Lacs | Rs. in Lacs |
| Share Application Money Pending Allotment | | 334.52 | | - |
| Capital Reserve | | 1,448.97 | | 1,448.97 |
| Securities Premium | | 1,787.21 | | 1,787.21 |
| General Reserve | | 10,200.00 | | 10,100.00 |
| Retained Earnings | | 31,188.62 | | 30,966.90 |
| Exchange Difference on Translating the Financial Statement of Foreign Operations | | 344.24 | | 133.37 |
| Other Comprehensive income | | 143.83 | | 143.83 |
| **Total** | | **45,447.39** | | **44,580.28** |

**(A) Capital Reserve**

It represent the gain of capital nature which mainly include the excess of value of net assets acquired over consideration paid by the company for business combination in earlier years.

**(B) Securities Premium**

Securities premium reserve is used to record the premium on issue of shares. This reserve is utilized in accordance with the provisions of the Act.

**(C) General Reserve**

The Company has transferred a portion of the net profit of the Company before declaring dividend to general reserve pursuant to the earlier provisions of Companies Act, 1956. Mandatory transfer to general reserve is not required under the Companies Act, 2013.

**(D) Retained Earnings**

Retained earnings are the profits that the Company has earned till date, less any transfers to general reserve, dividends paid or other distributions out of reserves to shareholders.

**(E) Exchange Difference on Translating the Financial Statement of Foreign Operations (FCTR)**

It represent effect of changes in foreign exchange rate, the exchange difference arising on translation of foreign operations from functional currency to presentation currency as OCI.

**(F) Other Comprehensive Income - Others**

It represent gain/(loss) on Unquoted Long Term Investments recognised on fair value through other comprehensive income.

## 15. Financial Liabilities - Non-current: Borrowings

| Particulars | As at March 31, 2026 | | As at March 31, 2025 | |
|---|---|---|---|---|
| | Rs. in Lacs | Rs. in Lacs | Rs. in Lacs | Rs. in Lacs |
| **Secured** | | | | |
| (a) Term loans from banks - INR | | 532.88 | | 668.72 |
| (b) Term loans from banks - Foreign Currency | | 1,326.60 | | 1,211.40 |
| **Total** | | **1,859.48** | | **1,880.12** |
| **Amount of default as on the Balance Sheet date:** | | | | |
| (a) Repayment of loan | | NIL | | NIL |
| (b) Interest on Loan | | NIL | | NIL |

# NOTES FORMING PART OF THE CONSOLIDATED FINANCIAL STATEMENTS

for the year ended on 31st March, 2026

**Repayment terms:**

(a) Secured rupee term loans from banks: Structured Quarterly / monthly Instalments

(b) The classification of loans between current liabilities and non -current liabilities continues based on repayment schedule under respective agreements as no loans have been recalled due to non compliance of conditions under any of the loan agreements.

(c) Scheduled repayments: Contractual repayments in case of loans from banks (including Current maturities disclosed under other Current financial liabilities:

| Particulars | As at March 31, 2026 | | As at March 31, 2025 | |
|---|---|---|---|---|
| | Rs. in Lacs | Rs. in Lacs | Rs. in Lacs | Rs. in Lacs |
| Upto three years | | 2,246.66 | | 2,031.72 |
| Between three to five years | | 444.93 | | 2,224.43 |
| Over five years | | 580.94 | | 731.21 |

**Security details:-**

Secured rupee term loans from banks: Secured against first and exclusive charge over the assets purchased out of loan. Secured collaterally by extension of charge over remaining block assets and current assets of the company. Further secured by personal guarantee of promoter director of the company.

Loans availed from banks in INR carry interest rate of Repo Rate+spread-concession (i.e 7.55% to 8.05% as at March 31, 2026).

## 16. Deferred tax liabilities (Net)

| Particulars | As at March 31, 2026 | | As at March 31, 2025 | |
|---|---|---|---|---|
| | Rs. in Lacs | Rs. in Lacs | Rs. in Lacs | Rs. in Lacs |
| Tax effect of items constituting deferred tax liability | | | | |
| On difference between book balance and tax balance of PPE | | 1,258.31 | | 1,594.22 |
| Others | | - | | 0.61 |
| **Total Tax effect of items constituting deferred tax liability** | | **1,258.31** | | **1,594.83** |
| Tax effect of items constituting deferred tax assets | | | | |
| Expense allowable on Payment as per tax laws | | 23.84 | | 277.07 |
| Government grant | | 80.69 | | 90.74 |
| Provision for Bad Debts | | 45.12 | | 36.28 |
| Others | | 6.78 | | 0.28 |
| **Total Tax effect of items constituting deferred tax assets** | | **156.43** | | **404.37** |
| Net Deferred Tax Liability | | **1,101.88** | | **1,190.46** |

## 17. Other Non-current Liabilities

| Particulars | As at March 31, 2026 | | As at March 31, 2025 | |
|---|---|---|---|---|
| | Rs. in Lacs | Rs. in Lacs | Rs. in Lacs | Rs. in Lacs |
| Deferred Grant Revenue | | | | |
| (a) Govt Grant under IDLS | | 323.25 | | 367.53 |
| (b) EPCG Obligations | | 20.92 | | 26.33 |
| **Total** | | **344.17** | | **393.86** |

(a) Government Grant under IDLS, the deferred grant income is recognized in Statement of Profit and Loss on a systematic basis over the useful life of asset on which such grant is received subject to compliance of other terms & conditions of the scheme.

(b) Under EPCG scheme, the Company is committed to export prescribed times of the duty saved on import of capital goods over a specified period of time apart from maintaining average export growth. In case such commitments are not met, the Company would be required to pay the duty saved along with interest to the regulatory authorities. The deferred grant income is recognized in Statement of Profit and Loss on a systematic basis over the periods in which the related performance obligations are fulfilled.

# NOTES FORMING PART OF THE CONSOLIDATED FINANCIAL STATEMENTS

for the year ended on 31st March, 2026

## 18 Other Non-current Liabilities: Provisions

| Particulars | As at March 31, 2026 | | As at March 31, 2025 | |
|---|---|---|---|---|
| | Rupees | Rupees | Rupees | Rupees |
| Provision for Gratuity | | 26.40 | | 34.21 |
| **Total** | | **26.40** | | **34.21** |

## 19. Financial Liabilities - Current: Borrowings

| Particulars | As at March 31, 2026 | | As at March 31, 2025 | |
|---|---|---|---|---|
| | Rs. in Lacs | Rs. in Lacs | Rs. in Lacs | Rs. in Lacs |
| **Secured** | | | | |
| Borrowings from banks | | | | |
| (a) Indian rupee loan from bank (s) | 10,411.97 | | 13,338.66 | |
| (b) Foreign currency loan from bank (s) | 3,540.50 | 13,952.47 | 2,221.95 | 15,560.61 |
| Current maturities of long term borrowings | | | | |
| (a) Indian rupee loan from bank(s) | 275.70 | | 861.70 | |
| (b) Foreign currency loan from bank | 1,137.35 | 1,413.05 | 2,245.54 | 3,107.24 |
| **Unsecured** | | | | |
| (a) Loan from Associate & Other Related Party | 782.15 | 827.15 | 425.33 | 570.33 |
| (a) Loan from Others | 45.00 | | 145.00 | |
| **Total** | | **16,192.67** | | **19,238.18** |
| Amount of default as on the Balance Sheet date: | | | | |
| (a) Repayment of loan | | NIL | | NIL |
| (b) Interest on Loan | | NIL | | NIL |

**(A) Security**

Working Capital Loans are primarily secured by hypothecation of present and future Current Assets and Actionable Claims (viz. Inventories, trade receivable / book debts, outstanding monies, receivable claims, bills and materials in transit).

These are further collaterally secured by extension of charge over moveable and immoveable properties of the company.

Further secured by personal guarantee of promoter director(s) of the company.

## 20. Financial Liabilities - Current: Trade Payable

| Particulars | As at March 31, 2026 | | As at March 31, 2025 | |
|---|---|---|---|---|
| | Rs. in Lacs | Rs. in Lacs | Rs. in Lacs | Rs. in Lacs |
| (a) Dues to micro enterprises and small enterprisesc (including Rs. 202.39 Lacs (March 2025: Rs. 751.82) payable to financier under the trade mechanism representing liability settled on behalf of the company towards MSME vendors) | | 3,066.68 | | 3,472.62 |
| (b) Due to creditors other than micro enterprises and small enterprises | | 10,445.33 | | 8,027.72 |
| **Total** | | **13,512.01** | | **11,500.34** |

Trade Payable include Rs. 470.62 Lacs (March 2025: Rs. 441.70 Lacs) due to related parties (Refer Note no. 41)

# NOTES FORMING PART OF THE CONSOLIDATED FINANCIAL STATEMENTS

for the year ended on 31st March, 2026

**Trade Payable ageing Schedule:**

| Particulars | Not Due | Outstanding from due date | | | More than 3 years | Total |
|---|---|---|---|---|---|---|
| | | Less than 1 year | 1 - 2 years | 2 - 3 years | | |
| **As at March 31, 2026** | | | | | | |
| **Undisputed Dues** | | | | | | |
| (i) MSEs (Micro and Small Entities) | 1,467.12 | 1,502.29 | 34.84 | 62.43 | - | 3,066.68 |
| (ii) Others | 4,491.23 | 4,088.48 | 1,220.72 | 450.08 | 194.82 | 10,445.33 |
| **Disputed Dues** | | | | | | |
| MSEs (Micro and Small Entities) | - | - | - | - | - | - |
| (ii) Others | - | - | - | - | - | - |
| **Total** | **5,958.35** | **5,590.77** | **1,255.56** | **512.51** | **194.82** | **13,512.01** |
| **As at March 31, 2025** | | | | | | |
| **Undisputed Dues** | | | | | | |
| (i) MSEs (Micro and Small Entities) | 1,602.36 | 1,834.71 | 35.55 | - | - | 3,472.62 |
| (ii) Others | 2,786.96 | 3,961.74 | 558.54 | 354.28 | 366.20 | 8,027.72 |
| **Disputed Dues** | | | | | | |
| (i) MSEs (Micro and Small Entities) | - | - | - | - | - | - |
| (ii) Others | - | - | - | - | - | - |
| **Total** | **4,389.32** | **5,796.45** | **594.09** | **354.28** | **366.20** | **11,500.34** |

## 21. Financial Liabilities - Current: Other Financial Liabilities

| Particulars | As at March 31, 2026 | | As at March 31, 2025 | |
|---|---|---|---|---|
| | Rs. in Lacs | Rs. in Lacs | Rs. in Lacs | Rs. in Lacs |
| (a) Interest accrued but not due on borrowings | | 0.80 | | 2.12 |
| (b) Book overdraft from banks | | 96.64 | | 6.16 |
| (c) Unclaimed Dividend * | | 39.57 | | 41.56 |
| (d) Creditors for capital goods | | 169.50 | | 20.94 |
| (e) Employee Benefits and Payroll Related Payable | | 917.96 | | 826.49 |
| (f) Statutory Dues | | 158.77 | | 155.81 |
| (g) Other Liabilities | | 1,319.59 | | 1,296.42 |
| **Total** | | **2,702.83** | | **2,349.50** |

* Not due for deposit in the Investor Education and Protection Fund under section 125 of the Companies Act, 2013 as at year end.

## 22. Other Current Liabilities

| Particulars | As at March 31, 2026 | | As at March 31, 2025 | |
|---|---|---|---|---|
| | Rs. in Lacs | Rs. in Lacs | Rs. in Lacs | Rs. in Lacs |
| (a) Advance from customers | | 807.71 | | 993.38 |
| (b) Advance against sale of PPE | | 200.00 | | 20.00 |
| **Total** | | **1,007.71** | | **1,013.38** |

## 23. Current Liabilities: Provisions

| Particulars | As at March 31, 2026 | | As at March 31, 2025 | |
|---|---|---|---|---|
| | Rs. in Lacs | Rs. in Lacs | Rs. in Lacs | Rs. in Lacs |
| (a) Provision for Gratuity (Actuarial) | | 96.16 | | 123.75 |
| (b) Provision for Gratuity (Actuarial) | | 39.12 | | 22.93 |
| (c) Provision for Leave Encashment | | 32.80 | | 5.18 |
| **Total** | | **168.08** | | **151.86** |

# NOTES FORMING PART OF THE CONSOLIDATED FINANCIAL STATEMENTS

for the year ended on 31st March, 2026

## 24. Revenue from operations

| Particulars | 2025-26 | | 2024-25 | |
|---|---|---|---|---|
| | Rs. in Lacs | Rs. in Lacs | Rs. in Lacs | Rs. in Lacs |
| (a) Sales / Income from operations | | | | |
| Sales (Export & at Overseas) | 47,329.11 | | 46,895.00 | |
| Exchange Fluctuation on Sales (Export) | 469.62 | | 737.60 | |
| Sales (Indigenous) | 17,551.45 | | 16,179.24 | |
| {refer Note (c) below for break-up} | | 65,350.18 | | 63,811.84 |
| (a) Other operating revenue | | | | |
| Export Incentives {refer Note (d) below for break-up} | 2,318.94 | | 2,508.12 | |
| Revenue from Job Work | 7.26 | 2,326.20 | 179.51 | 2,687.63 |
| **Total Revenue from operations** | | **67,676.38** | | **66,499.47** |

Revenue from operations includes Rs. 1280.72 Lacs (Rs. 2069.16 Lacs) being revenue from related parties (refer Note no. 41)

Advance from Customer: Rs. 993.38 Lacs (Rs. 652.39 Lacs) has been recognised as revenue out of opening balance in advance from customer.

| Particulars | 2025-26 | | 2024-25 | |
|---|---|---|---|---|
| | Rs. in Lacs | Rs. in Lacs | Rs. in Lacs | Rs. in Lacs |
| **(c) Breakup of Sales** | | | | |
| (i) Leather and Leather Products | | 56,787.11 | | 56,530.20 |
| (ii) Textile Products | | 8,563.07 | | 7,281.64 |
| **Total** | | **65,350.18** | | **63,811.84** |
| **(d) Details of other operating revenue** | | | | |
| Export Incentives | | | | |
| (i) Duty Draw Back | | 1,894.58 | | 1,867.51 |
| (ii) Licences/Entitlements | | 424.36 | | 640.61 |
| **Total** | | **2,318.94** | | **2,508.12** |

## 25. Other Income

| Particulars | 2025-26 | | 2024-25 | |
|---|---|---|---|---|
| | Rs. in Lacs | Rs. in Lacs | Rs. in Lacs | Rs. in Lacs |
| (a) Interest income | | | | |
| - from Fixed Deposit with Banks | 448.76 | | 434.50 | |
| - from Others | 54.50 | | 7.98 | |
| | | 503.26 | | 442.48 |
| (b) Dividend on Long term Investment | | 2.20 | | 2.20 |
| (c) Other Non-operating Income | | | | |
| Miscellaneous Income | | 194.07 | | 203.98 |
| Deferred revenue on EPCG & IDLS Subsidy | | 49.69 | | 55.24 |
| Liabilities/provisions no longer required | | 60.00 | | 130.15 |
| Exchange Difference Gain/(Loss) (Net) | | -793.08 | | |
| Profit on Sale of Property, Plant & equipment | | 269.26 | | 34.39 |
| Profit on Sale of Investment | | - | | 0.47 |
| Rent | | 337.19 | | 346.37 |
| **Total** | | **622.59** | | **1,215.28** |

# NOTES FORMING PART OF THE CONSOLIDATED FINANCIAL STATEMENTS

for the year ended on 31st March, 2026

## 26. Cost of material consumed

| Particulars | 2025-26 | | 2024-25 | |
|---|---|---|---|---|
| | Rs. in Lacs | Rs. in Lacs | Rs. in Lacs | Rs. in Lacs |
| Raw Material consumed | | | | |
| (a) Finished Leather | 4,617.69 | | 5,208.11 | |
| (b) Raw Hide/Skin | 3,354.93 | | 3,289.09 | |
| (c) Fabric & Yarn | 3,989.66 | | 2,950.78 | |
| (d) Sole | 1,973.66 | | 2,337.70 | |
| (e) PU / PVC Compound | 2,859.87 | | 2,737.08 | |
| (f) Others | 325.74 | | 101.69 | |
| Raw Material consumed | | 17,121.55 | | 16,624.45 |
| Chemicals, Components and Spare Parts consumed | | 10,650.26 | | 9,657.38 |
| Packing Material consumed | | 2,165.88 | | 2,331.15 |
| **Total** | | **29,937.69** | | **28,612.98** |

## 27. Purchase of stock in trade

| Particulars | 2025-26 | | 2024-25 | |
|---|---|---|---|---|
| | Rs. in Lacs | Rs. in Lacs | Rs. in Lacs | Rs. in Lacs |
| (a) Leather and Leather Products | | 6,570.65 | | 9,593.11 |
| (d) Textile Products | | 438.75 | | 628.47 |
| **Total** | | **7,009.40** | | **10,221.58** |

## 28. Increase/decrease in Inventories

| Particulars | 2025-26 | | 2024-25 | |
|---|---|---|---|---|
| | Rs. in Lacs | Rs. in Lacs | Rs. in Lacs | Rs. in Lacs |
| **Inventories at the commencement of the year** | | | | |
| (a) Finished Goods | 13,878.80 | | 13,529.32 | |
| (b) Work in process | 5,291.42 | | 4,261.58 | |
| (c) Import Entitlements/Licenses in hand | 41.65 | | 48.79 | |
| **TOTAL 'A'** | | 19,211.87 | | 17,839.69 |
| **Inventories at the end of the year** | | | | |
| (a) Finished Goods | 14,679.17 | | 13,878.80 | |
| (b) Work in process | 4,431.67 | | 5,291.42 | |
| (c) Import Entitlements/Licenses in hand | 107.00 | | 41.65 | |
| **TOTAL 'B'** | | 19,217.84 | | 19,211.87 |
| Decrease/(Increase) in Stocks (Net) | | **(5.97)** | | **(1,372.18)** |

## 28. Employee benefit expense

| Particulars | 2025-26 | | 2024-25 | |
|---|---|---|---|---|
| | Rs. in Lacs | Rs. in Lacs | Rs. in Lacs | Rs. in Lacs |
| Salary, Wages and Bonus | | 6,715.69 | | 6,783.26 |
| Directors Remuneration (including Sitting Fee) | | 446.69 | | 575.18 |
| Contribution to Provident and other funds | | 618.28 | | 612.75 |
| Contribution to Gratuity Fund | | 123.86 | | 111.49 |
| Workmen and Staff Welfare expenses | | 235.25 | | 285.11 |
| **Total** | | **8,139.77** | | **8,367.79** |

# NOTES FORMING PART OF THE CONSOLIDATED FINANCIAL STATEMENTS

for the year ended on 31st March, 2026

## 30. Finance cost

| Particulars | 2025-26 | | 2024-25 | |
|---|---|---|---|---|
| | Rs. in Lacs | Rs. in Lacs | Rs. in Lacs | Rs. in Lacs |
| Interest on | | | | |
| - Term Loan | 451.83 | | 342.39 | |
| - Others | 1,125.34 | | 1,283.03 | |
| - Exchange fluctuation to the extent to be regarded as adjustment to interest cost | 0.59 | | 24.29 | |
| | **1,577.76** | | **1,649.71** | |
| Less: Interest capitalised | 6.24 | | 71.17 | |
| | **1,571.52** | | **1,578.54** | |
| Other Borrowing Cost | 211.80 | 1,783.32 | 219.54 | 1,798.08 |
| Bank Charges | | 318.26 | | 300.96 |
| **Total** | | **2,101.58** | | **2,099.04** |

## 31 Other expenses

| Particulars | 2025-26 | | 2024-25 | |
|---|---|---|---|---|
| | Rs. in Lacs | Rs. in Lacs | Rs. in Lacs | Rs. in Lacs |
| **Manufacturing Expenses** | | | | |
| Consumable Stores | 336.46 | | 419.78 | |
| Production Charges | 6,352.92 | | 5,999.68 | |
| Job Work Charges | 417.22 | | 359.53 | |
| Power and Fuel | 1,655.63 | | 1,561.79 | |
| Effluent Treatment Expenses | 78.68 | | 103.30 | |
| Repairs and Maintenance | | | | |
| - Building | 134.01 | | 290.42 | |
| - Machinery | 520.35 | | 361.85 | |
| | | 9,495.27 | | 9,096.35 |
| **Selling and Distribution Expenses** | | | | |
| Freight, Handling and Other Sales and Distribution Expenses | 2,932.34 | | 2,911.47 | |
| Commission on Sale | 1,173.60 | | 1,105.37 | |
| Advertisement and Publicity | 449.77 | | 429.75 | |
| Bad Debts - Provision/write off (including ECL provision) | 251.28 | | (10.79) | |
| | | 4,806.99 | | 4,435.80 |
| **Establishment Expenses** | | | | |
| Rent | 397.01 | | 360.73 | |
| Rates and Taxes | 225.26 | | 301.18 | |
| Insurance | 362.49 | | 317.27 | |
| Communication cost | 145.61 | | 151.28 | |
| Travelling and Conveyance | 584.73 | | 613.35 | |
| Vehicle Running and Maintenance | 410.51 | | 400.50 | |
| Repairs and Maintenance - Others | 429.85 | | 443.67 | |
| Printing and Stationery | 154.59 | | 137.72 | |
| Legal and Professional Charges | 459.77 | | 469.89 | |
| Auditor's Remuneration | 34.53 | | 32.83 | |
| Miscellaneous Expenses | 304.74 | | 240.17 | |

# NOTES FORMING PART OF THE CONSOLIDATED FINANCIAL STATEMENTS

for the year ended on 31st March, 2026

| Particulars | 2025-26 | | 2024-25 | |
|---|---|---|---|---|
| | Rs. in Lacs | Rs. in Lacs | Rs. in Lacs | Rs. in Lacs |
| Research & Development Expenses | 140.11 | | 142.36 | |
| Charity and Donation | 11.32 | | 46.54 | |
| Exchange Difference (Net) | - | | 134.20 | |
| Loss on Sale of Property Plant & Equipment | 6.43 | | 56.52 | |
| Investment w/off | 50.26 | | - | |
| Impairment in value of Goodwill | 440.27 | | - | |
| Corporate Social Responsibility Expenses | 40.07 | | 49.89 | |
| | | 4,197.55 | | 3,898.10 |
| **Total** | | **18,499.81** | | **17,430.25** |

## 32. Earning per share (EPS)

| | Particulars | 2025-26 | 2024-25 |
|---|---|---|---|
| | | Rs. in Lacs | Rs. in Lacs |
| (a) | Profit for the year (Rs. In Lacs) | 308.02 | 911.19 |
| (b) | Weighted average number of equity shares for the purpose of of calculation of Basic and Diluted EPS | 1,07,49,700 | 1,07,49,700 |
| (c) | Nominal value of equity shares (Rupees) | 10.00 | 10.00 |
| (d) | EPS- Basic and diluted (Rupees per share) | 2.87 | 8.48 |

## 33. Capital and other commitments

| | Particulars | 2025-26 | 2024-25 |
|---|---|---|---|
| | | Rs. in Lacs | Rs. in Lacs |
| (i) | Estimated value of contracts remaining to be executed on capital account (net of advances) | 106.83 | 209.03 |

## 34. Contingent liabilities

| | Particulars | 2025-26 | 2024-25 |
|---|---|---|---|
| | | Rs. in Lacs | Rs. in Lacs |
| i | Claim against the company not acknowledged as debt - Labour law | 12.00 | NIL |
| ii | Contingent Liabilities in respect of: | | |
| | (a) Corporate Guarantee(s) to bank(s) against credit facilities extended to WOS in UK & Spain and one associate | 3,305.90 | 1,267.92 |
| | (b) Bank Guarantee outstanding | 1,478.34 | 1,820.77 |

(d) The detail of disputed dues (net of amounts paid) as per the clause 3 (vii)(b) of Section 143 (11) of the Companies Act, 2013

| Nature of Dues & Forum where dispute is pending | Period to which relates | Amount under dispute* | | Deposit under Appeal ** | |
|---|---|---|---|---|---|
| | | 31-03-2026 | 31-03-2025 | 31-03-2026 | 31-03-2025 |
| Income Tax - u/s 201/201(1A) of the Income Tax Act, 1961 | | | | | |
| CIT (Appeal) | A.Y. 2014-15 | NIL | 663.71 | NIL | NIL |
| CIT (Appeal) | A.Y. 2015-16 | NIL | 529.29 | NIL | NIL |
| Goods & Services Tax Act, 2017 (Sec 130 of The Act) | | | | | |

# NOTES FORMING PART OF THE CONSOLIDATED FINANCIAL STATEMENTS

for the year ended on 31st March, 2026

| Nature of Dues & Forum where dispute is pending | Period to which relates | Amount under dispute* | | Deposit under Appeal ** | |
|---|---|---|---|---|---|
| | | 31-03-2026 | 31-03-2025 | 31-03-2026 | 31-03-2025 |
| Addl. Commissioner Appeal - 6, Kanpur | April 23 to June 23 | 139.94 | 139.94 | NIL | NIL |
| Goods & Services Tax Act, 2017 (Sec 74 of The Act) | | | | | |
| Addl. Commissioner Appeal - 6, Kanpur | 2022-23 | 4,291.60 | 4,291.60 | 186.13 | 186.13 |
| Addl. Commissioner Appeal - 6, Kanpur | April 23 to June 23 | 1,231.29 | 1,231.29 | 56.41 | 56.41 |
| UP Trade Tax and Central Sales Tax: | | | | | |
| Addl. Commissioner of Trade Tax, | | | | | |
| Appeal-IV Kanpur | 2015-2016 | 17.10 | 17.10 | NIL | NIL |

* Tax and interest & penalty thereon wherever included in demand

Above claims are likely to be decided in favour of the company, hence not provided for.

## 35 Disclosure pursuant to Ind AS 19 "Employee Benefits":

**(a) Defined Contribution Plan**

The employees of the Company are members of a state-managed retirement benefit plans namely Provident fund and Pension and Employee State Insurance (ESI) operated by the Government of India. The Company is required to contribute a specified percentage of payroll costs to the retirement benefit and ESI schemes.

The only obligation of the company with respect to such retirement and other benefit plan is to make the specified contributions.

The Company has recognized the following amounts in the Income Statement during the year under 'Contribution to staff provident and other funds' (refer note 29)

Rs. in Lacs

| Particulars | 2025-26 | 2024-25 |
|---|---|---|
| Employer's contribution to PF and FPF | 243.33 | 260.91 |
| Employer's contribution to ESIC | 58.32 | 68.49 |
| Contribution for Employee Benefits at Overseas Subsidiaries | 316.63 | 283.35 |
| **Total** | 618.28 | 612.75 |

**(b) Defined Benefit Plan**

The employees Gratuity Fund Scheme, which is a defined benefit plan, is managed by the trust maintained with LIC. The present value of obligation is determined based on actuarial valuation using Projected Unit Credit Method, which recognises each period of service as giving rise to additional unit of employee benefit entitlement and measures each unit separately to build up the final obligation.

# NOTES FORMING PART OF THE CONSOLIDATED FINANCIAL STATEMENTS

for the year ended on 31st March, 2026

Rs. in Lacs

| Particulars | Gratuity March 31, 2026 | Gratuity March 31, 2025 |
|---|---|---|
| **(A) Movements in present value of defined benefit obligation** | | |
| Obligations as at beginning of the year | 878.72 | 912.86 |
| Current service cost | 97.96 | 99.61 |
| Interest cost | 58.47 | 63.89 |
| Past Service Cost | 0.99 | - |
| Remeasurement {or Actuarial (gain)/Loss} arising from | | |
| - change in financial assumption | 47.56 | 24.06 |
| - experience variance | (114.34) | 31.72 |
| - others | - | - |
| Benefits paid | (115.33) | (253.42) |
| Present value of defined benefit obligation as at end of the year | 854.03 | 878.72 |
| **(B) Movements in the fair value of plan assets** | | |
| Fair value of plan assets at beginning of the year | 720.76 | 810.56 |
| Investment Income | 47.93 | 56.74 |
| Return on plan assets, excluding amount recognised in net Interest expense | 3.10 | (1.14) |
| Actual contributions by the employer | 75.00 | 108.02 |
| Employee contribution | - | - |
| Benefits paid | (115.33) | (253.42) |
| Fair value of plan assets as at end of the year | 731.46 | 720.76 |
| **(C) Amount recognized in the balance sheet** | | |
| Present value of defined benefit obligation as at end of the year | 854.03 | 878.72 |
| Fair value of plan assets as at end of the year | 731.46 | 720.76 |
| Funded status {Surplus/(deficit)} | (122.57) | (157.96) |
| Unrecognised past service cost | - | - |
| Net asset/(liability) recognised in balance sheet | (122.57) | (157.96) |
| Net asset/(liability) recognised in balance sheet at beginning of the year | (157.96) | (102.30) |
| Expense recognised in Statement of Profit and Loss | 109.49 | 106.76 |
| Expense recognised in Other Comprehensive Income | (69.88) | 56.92 |
| Actual contributions by the employer | 75.00 | 108.02 |
| Net acquisition/business combination | - | - |
| Net asset/(liability) recognised in balance sheet at end of the year | (122.57) | (157.96) |
| **(D) Amounts recognized in the statement of profit and loss** | | |
| Current service cost | 97.96 | 99.61 |
| Interest cost | 9.94 | 7.15 |
| Loss/(gain) on settlement | 0.60 | - |
| Past service cost | 0.99 | - |
| **Total** | **109.49** | **106.76** |
| **(E) Amounts recognised in other comprehensive income** | | |
| Actuarial (gain) / loss due to | | |
| - change in demographic assumption | - | - |
| - change in financial assumption | 47.56 | 24.06 |
| - experience variance | (114.34) | 31.72 |
| - others | - | - |

# NOTES FORMING PART OF THE CONSOLIDATED FINANCIAL STATEMENTS

for the year ended on 31st March, 2026

Rs. in Lacs

| Particulars | Gratuity March 31, 2026 | | Gratuity March 31, 2025 | |
|---|---|---|---|---|
| Return on plan assets, excluding amount recognised in net Interest expense | | (3.10) | | 1.14 |
| Remeasurement (or actuarial (gain)/loss) arising due to asset ceiling | | - | | - |
| **Total** | | **(69.88)** | | **56.92** |
| **(F) Category of plan assets** | | | | |
| Funds managed by Insurer | 100% | | 100% | |
| **(G) Sensitivity analysis** | | | | |
| DBO on base assumptions | | 854.03 | | 878.72 |
| **A. Discount Rate** | | | | |
| 1. Effect due to 1.00% increase in discount rate | -8.06% | 785.16 | -7.60% | 811.94 |
| 2. Effect due to 1.00% decrease in discount rate | 9.35% | 933.92 | 8.80% | 956.02 |
| **B. Salary Escalation Rate** | | | | |
| 1. Effect due to 1.00% increase in salary escalation rate | 9.28% | 933.26 | 8.78% | 955.89 |
| 2. Effect due to 1.00% decrease in salary escalation rate | -8.16% | 784.36 | -7.73% | 810.80 |
| **C. Withdrawal Rate** | | | | |
| 1. Effect due to 50% increase in withdrawal rate | 0.56% | 858.78 | 0.92% | 886.79 |
| 2. Effect due to 50% decrease in withdrawal rate | -0.65% | 848.51 | -1.05% | 869.49 |
| **D. Mortality Rate** | | | | |
| 1. Effect due to 10% increase in mortality rate | 0.13% | 855.16 | 0.53% | 883.40 |
| 2. Effect due to 10% decrease in mortality rate | -0.13% | 852.89 | -0.20% | 876.99 |

**(H) Risk Exposure - Asset Volatility**

The plan liabilities are calculated using a discount rate set with reference to bond yields; if plan assets underperform this yield, this will create a deficit. Most of the plan asset investments is in fixed income securities with high grades and in government securities.

These are subject to interest rate risk and the fund manages interest rate risk derivatives to minimize risk to an acceptable level. A portion of the funds are invested in equity securities and in alternative investments % which have low correlation with equity securities.

The equity securities are expected to earn a return in excess of the discount rate and contribute to the plan deficit.

**(I) Actuarial assumptions**

Actuarial valuation as at the year-end was done in respect of the aforesaid defined benefit plans based on the following assumptions:

Rs. in Lacs

| i) General assumptions | | |
|---|---|---|
| - Discount rate (per annum) | 7.40% - 7.65% | 6.65% - 6.80% |
| - Withdrawal rate | 2.00% | 2.00% |
| - Rate of increase in compensation | 5.00% - 6.50% | 5.00% |

ii) Mortality rates considered are as per the published rates in the India Assured Lives Mortality (2012-14) Ultimate.

iii) Leave policy: Leave balance as at the end of the calendar year is encashed and balance leaves earned thereafter to the extent not availed by the employees are provided in the accounts.

iv) The discount rate should be based upon the market yields available on Government bonds at the accounting date with a term that matches that of the liabilities.

# NOTES FORMING PART OF THE CONSOLIDATED FINANCIAL STATEMENTS

for the year ended on 31st March, 2026

v) The expected rate of return on plan assets is based on market expectation, at the beginning of the year, for returns over entire life of the related obligation.

vi) The assumption of future salary increases, considered in actuarial valuation, takes account of inflation, seniority, promotion, supply and demand and other relevant factors.

vii) Liability on account of long term absences has been actuarially valued as per Projected Unit Credit Method.

viii) Short term compensated absences have been provided on actual basis.

**(J) Defined benefit liability and employer contributions:**

Rs. in Lacs

| | 31.03.2026 | 31.03.2025 |
|---|---|---|
| (i) Expected contributions to post-employment benefit plans in next year | 210.32 | 235.35 |

ii) The expected maturity analysis of undiscounted gratuity benefits is as follows:

Rs. in Lacs

| Period | 31.03.2026 | 31.03.2025 |
|---|---|---|
| 1 Year | 104.65 | 141.44 |
| 2 to 5 Years | 247.92 | 247.62 |
| 6 to 10 Years | 384.67 | 363.75 |
| More Than 10 Years | 1,195.92 | 874.09 |

## 36 A. Disclosure as per clause 34(3) and 53(f) of the SEBI (Listing Obligations and Disclosure Requirements) Regulations 2015 and Section 186 (4) of the Companies Act, 2013 (including additional regulatory information as per Schedule III):

**(a) Guarantee given:**

The parent company has given corporate guarantee, for securing the credit facilities (Term Loans, Working Capital Loans) availed by an associate company from Bank(s), aggregating to Rs. 2050.00 Lacs {as at 31.03.2025: NIL) The details are as under:

Rs. in Lacs

| Name of the company | Relation -ship | Amount Outstanding as at March 31 | |
|---|---|---|---|
| | | 2026 | 2025 |
| Knowledgehouse Limited | Associate | 2,050.00 | - |

b) Investments: refer Note No. 3 (A) & (B)

**B. Expenditure on Research and Development**

Rs. in Lacs

| Particulars | 2025-26 | 2024-25 |
|---|---|---|
| Capital Expenditure | - | - |
| Revenue Expenditure | 140.11 | 142.36 |
| Total | 140.11 | 142.36 |

# NOTES FORMING PART OF THE CONSOLIDATED FINANCIAL STATEMENTS

for the year ended on 31st March, 2026

## 37 Disclosure pursuant to Ind AS 17 "Leases":

**(a) Where the company is Lessor**

**i. Operating Lease:**

The company has not entered into any non-cancellable Operating Lease. The company has given Building and Factory and Plant & Machinery on cancellable operating lease. The details are as under:

Rs. in Lacs

| Particulars | Building Factory | | Plant and Machinery | |
|---|---|---|---|---|
| | 31.03.2026 | 31.03.2025 | 31.03.2026 | 31.03.2025 |
| - Net Carrying amount as at the Balance Sheet date | 152.61 | 157.39 | 14.06 | 14.06 |
| - Contingent Rent recognised as Income in | | | | |
| Statement of Profit and Loss of the year | NIL | NIL | NIL | NIL |

**ii. Finance Lease: The Company has not entered into any finance lease.**

**(b) Where the company is Lessee**

**i. Finance Lease:**

The company has finance lease arrangement for various land leases for terms of 70 years and 99 years. The details are as under:

Rs. in Lacs

| Particulars | Land Leasehold | |
|---|---|---|
| | 31.03.2026 | 31.03.2025 |
| - Net Carrying amount as at the Balance Sheet date | 847.28 | 872.89 |
| - Contingent Rent recognised as expense in | | |
| Statement of Profit and Loss of the year | NIL | NIL |

**ii. Operating Lease: The Company has not entered into any non-cancellable operating leases.**

## 38 Financial Instruments

**(i) Capital Management**

The Company's capital management is intended to create value for shareholders by facilitating the meeting of long-term and short-term goals of the Company.

The Company determines the amount of capital required on the basis of annual operating plans and long-term product and other strategic investment plans. The funding requirements are met through equity and other long-term/short-term borrowings. The Company's policy is aimed at combination of short-term and long-term borrowings.

The Company monitors the capital structure on the basis of total debt to equity ratio and maturity profile of the overall debt portfolio of the Company.

The capital structure of the company consists of debt, which includes the borrowings including temporary overdrawn balance, cash and cash equivalents including short term bank deposits, equity comprising issued capital, reserves and non-controlling interests. The gearing ratio for the year is as under:

Rs. in Lacs

| Particulars | As at March 31, 2026 | As at March 31, 2025 |
|---|---|---|
| Debt | 18,052.15 | 21,118.30 |
| Less: Cash and cash equivalent | 1,744.27 | 1,378.38 |
| Net debt (A) | 16,307.88 | 19,739.92 |
| Total equity (B) | 46,522.36 | 45,655.25 |
| Debt Equity Ratio (A/B) | 0.35 | 0.43 |

# NOTES FORMING PART OF THE CONSOLIDATED FINANCIAL STATEMENTS

for the year ended on 31st March, 2026

**(ii) Categories of financial instruments**

Calculation of Fair Values

The fair values of the financial assets and liabilities are defined as the price that would be received to sell an asset or paid to transfer a liability in an orderly transaction between market participants at the measurement date. The following methods and assumptions were used to estimate the fair values of financial instruments:

a) The fair values of investment in quoted investment in equity shares is based on the current bid price of respective investment as at the Balance Sheet date.

b) The fair value of the long-term borrowings carrying floating-rate of interest is not impacted due to interest rate changes and will not be significantly different from their carrying amounts as there is no significant change in the under-lying credit risk of the Company (since the date of inception of the loans).

c) The fair value of loans from banks and other financial indebtedness as well as other non current financial liabilities is estimated by discounting future cash flows using rates currently available for debt or similar terms and remaining maturities.

d) Cash and cash equivalents, trade receivables, other financial assets, trade payables, and other financial liabilities have fair values that approximate to their carrying amounts due to their short-term nature.

Rs. in Lacs

| Particulars | As at March 31, 2026 | | As at March 31, 2025 | |
|---|---|---|---|---|
| | Carrying value | Fair value | Carrying value | Fair value |
| **Financial Assets** | | | | |
| Financial assets measured at fair value | | | | |
| Investments measured at | | | | |
| i. Fair value through other comprehensive income | | 222.77 | | 222.77 |
| ii. Fair value through profit and loss | | 0.07 | | 0.07 |
| Financial assets measured at amortized cost | | | | |
| Trade Receivables | 16,759.85 | | 16,166.82 | |
| Cash and cash equivalents | 1,744.27 | | 1,378.38 | |
| Bank balances other than cash and cash equivalents | 5,748.11 | | 5,784.00 | |
| Other financial assets | 3,438.94 | | 3,632.46 | |
| **Total** | **27,691.17** | **222.84** | **26,961.66** | **222.84** |
| **Financial Liabilities** | | | | |
| Financial liabilities measured at amortized cost | | | | |
| Borrowings | 18,052.15 | - | 21,118.30 | - |
| Trade payables | 13,512.01 | - | 11,500.34 | - |
| Other financial liabilities | 2,702.83 | - | 2,349.50 | - |
| **Total** | **34,266.99** | **-** | **34,968.14** | **-** |

# NOTES FORMING PART OF THE CONSOLIDATED FINANCIAL STATEMENTS

for the year ended on 31st March, 2026

**(iii) Income, expenses, gains or losses on financial instruments**

Rs. In Lacs

| Particulars | For the year ended March 31, 2026 | For the year ended March 31, 2025 |
|---|---|---|
| **Financial assets measured at amortized cost** | | |
| Allowances for doubtful receivables (ECL) | 15.98 | (29.18) |
| Financial assets measured at fair value through Profit and Loss | | |
| - Fair value gain/ (loss) on investments in equity instruments | - | - |
| - Fair value gain/ (loss) on investments in debt instruments | - | - |
| Financial assets measured at fair value through Other Comprehensive Income | | |
| - Fair value gain/ (loss) on investments in equity instruments | - | - |

**Fair value measurements recognized in the balance sheet:**

The following table provides an analysis of financial instruments that are measured subsequent to initial recognition at fair value, grouped into Levels 1 to 3 based on the degree to which the fair value is observable.

-Level 1 fair value measurements are those derived from quoted prices (unadjusted) in active markets for identical assets or liabilities.

-Level 2 fair value measurements are those derived from inputs other than quoted prices included within Level 1 that are observable for the asset or liability, either directly (i.e. as prices) or indirectly (i.e. derived from prices).

-Level 3 fair value measurements are those derived from valuation techniques that include inputs for the asset or liability that are not based on observable market data (unobservable inputs).

Rs. In Lacs

| Particulars | Level 1 | Level 2 | Level 3 | Total |
|---|---|---|---|---|
| **As at March 31, 2026** | | | | |
| Assets at fair value | | | | |
| Investments measured at | | | | |
| i. Fair value through other comprehensive income | - | NA | 222.77 | 222.77 |
| ii. Fair value through profit and loss | 0.07 | NA | - | 0.07 |
| **As at March 31, 2025** | | | | |
| Assets at fair value | | | | |
| Investments measured at | | | | |
| i. Fair value through other comprehensive income | - | NA | 222.77 | 222.77 |
| ii. Fair value through profit and loss | 0.07 | NA | - | 0.07 |

**(iv) Financial risk management objectives:**

The Company's principal financial liabilities comprise of loan from banks and financial institutions, and trade payables. The main purpose of these financial liabilities is to raise finance for the Company's operations. The Company has various financial assets such as trade receivables, cash and short term deposits, which arise directly from its operations.

The main risks arising from Company's financial instruments are foreign currency risk, credit risk, market risk, interest rate risk and liquidity risk. The Board of Directors review and agree policies for managing each of these risks.

**(a) Credit risk:**

Credit risk is the risk of financial loss to the Company if a customer or counterparty to a financial instrument fails to meet its contractual obligations, and arises principally from the Company's trade and other receivables, cash and cash equivalents and other bank balances. The maximum exposure to credit risk in case of all the financial instruments covered below is restricted to their respective carrying amount.

# NOTES FORMING PART OF THE CONSOLIDATED FINANCIAL STATEMENTS

for the year ended on 31st March, 2026

### Trade and Other receivables

Customer credit is managed by each business unit subject to the Company's established policies, procedures and control relating to customer credit risk management. Trade receivables are non-interest bearing and are generally on credit term upto 150 days. Credit limits are established for all customers based on internal rating criteria. Outstanding customer receivables are regularly monitored.

The Company measures the expected credit loss of trade receivables based on historical trend, industry practices and the business environment in which the entity operates. Loss rates are based on actual credit loss experience and past trends.

**Expected credit loss assessment for customers:**

The company is making provisions on trade receivables based on Expected Credit Loss (ECL) model. The reconciliation of ECL is as follows:

Rs. In Lacs

| Particulars | 2025-26 | 2024-25 |
|---|---|---|
| Opening Balance | 144.18 | 230.28 |
| Impairment loss as per ECL recognised/(reversed) | 15.98 | (29.18) |
| Additional Provision | 28.10 | - |
| Amounts written off as bad debts | | (56.92) |
| Closing Balance | 188.26 | 144.18 |

**Other financial assets**

The Company maintains exposure in cash and cash equivalents, term deposits with banks and derivative contracts.

The Company held cash and cash equivalents of Rs. 1,744.27 Lacs at March 31, 2026 (March 31, 2025: Rs. 1,378.38 Lacs,). Cash and cash equivalents are held with reputable and credit-worthy banks.

Individual risk limits are set for each counter□party based on financial position, credit rating and past experience. Credit limits and concentration of exposures are actively monitored by the Management of the Company.

Other than trade and other receivables, the Company has no other financial assets that are past due but not impaired

### (b) Market risk:

Market Risk is the risk that the fair value or future cash flows of a financial instrument will fluctuate because of changes in market prices. Market risk comprises three types of risk: currency risk, interest rate risk and price risk.

**(I) Foreign currency risk**

The Company is exposed to currency risk on account of its operating and financing activities. The functional currency of the Company is Indian Rupee. Company's exposure is mainly denominated in USD, GBP and Euro. The exchange rates have changed substantially in recent periods and may continue to fluctuate substantially in the future. The Company has put in place a Financial Risk Management Policy to Identify the most effective and efficient ways of managing the currency risks. The Company uses derivative instruments (mainly foreign exchange forward contracts) to mitigate the risk of changes in foreign currency exchange rate.

The Company do not use derivative financial instruments for trading or speculative purposes.

**(II) Interest rate risk:**

Interest rate risk is measured by using the cash flow sensitivity for changes in variable interest rates. Any movement in the reference rates could have an impact on the Company's cash flows as well as costs. The Company also uses a mix of interest rate sensitive financial instruments to manage the liquidity and fund requirements for its day to day operations like short-term loans.

# NOTES FORMING PART OF THE CONSOLIDATED FINANCIAL STATEMENTS

for the year ended on 31st March, 2026

**Interest rate sensitivity analysis:**

As at March 31, 2026 interest bearing financial liability stood at Rs. 18,052.15 Lacs (As at March 31, 2025 Rs. 21,118.30 Lacs), was subject to variable interest rates. Increase/decrease of 50 basis points in interest rates at the balance sheet date would result in decrease/increase in profit before tax of Rs. 90.26 Lacs (Previous year Rs. 105.59 Lacs).

The risk estimates provided assume a parallel shift of 50 basis points interest rate. This calculation also assumes that the change occurs at the balance sheet date and has been calculated based on risk exposures outstanding as at that date. The period end balances are not necessarily representative of the average debt outstanding during the period. This analysis assumes that all other variables, in particular foreign currency rates, remain constant.

**Fair value of financial instruments:**

All financial assets are initially recognized at fair value of consideration paid. Subsequently, financial assets are carried at fair value or amortized cost less impairment. Where non – derivative financial assets are carried at fair value, gains and losses on re- measurement are recognized directly in equity unless the financial assets have been designated as being held at fair value through profit or loss, in which case the gains and losses are recognized directly in the standalone statement of profit and loss. Financial assets are designated as being held at fair value through profit or loss when it is necessary to reduce measurement inconsistency for related assets and liabilities. All financial liabilities other than derivatives are initially recognized at fair value of consideration received net of transaction costs as appropriate (initial cost) and subsequently carried at amortized cost.

**(III) Liquidity risk:**

The Company follows a Conservative policy of ensuring sufficient liquidity at all times through a strategy of profitable growth, efficient liquidity at all times through a strategy of profitable growth, efficient working capital management as well as prudent capital expenditure. The Company has a overdraft facility with banks to support any temporary funding requirements.

The Company believes that current cash and cash equivalents, tied up borrowing lines and cash flow that is generated from operations is sufficient to meet requirements. Accordingly, liquidity risk is perceived to be low.

**Liquidity table:**

Liquidity tables drawn up based on the cash flows of financial liabilities based on the earliest date on which the Company can be required to pay is disclosed at Note no. 44.

**(IV) Other price risk:**

The Company is not exposed to any significant equity price risks arising from equity investments, as on 31st March 2026. Equity investments are held for strategic rather than trading purposes. The Company does not actively trade these investments.

**(V) Equity price sensitivity analysis:**

There is no exposure to equity price risks as at the reporting date or as at the previous reporting date.

## 39 Disclosure pursuant to Ind AS 37 "Provisions, Contingent Liabilities and Contingent assets":

The company has recognised contingent liabilities as disclosed in Note 34 above and as such no provision is required to be made. No provision was outstanding as at the beginning and at the end of the year.

## 40 Disclosure pursuant to Ind AS 105 "Non-current assets held for sale and discontinued operations":

There are no such asset held for sale and discontinued operations.

# NOTES FORMING PART OF THE CONSOLIDATED FINANCIAL STATEMENTS

for the year ended on 31st March, 2026

## 41 Disclosure of related parties/related party transactions/balances pursuant to Ind AS 24 "Related Party Disclosures"

**(A) Name of Related Parties and nature of relationship**

**i. Joint Ventures** Nil

**ii. Associates with whom transactions were carried out during the year**

| | | Proportion of voting power held by co. | |
|---|---|---|---|
| | | 31.03.2026 | 31.03.2025 |
| a) | Unnao Tanneries Pollution Control Company | 34.05% | 34.05% |
| | (A company registered under Section 25 of erstwhile the Companies Act, 1956) | | |
| b) | Steven Industries Ltd. | 46.67% | 46.67% |
| c) | Amin International Ltd. | 31.13% | 31.13% |
| d) | Knowledgehouse Ltd. | 31.85% | 31.85% |

**iii. Key Management Personnel (KMP) & Relatives:**

a) Mr. Mukhtarul Amin – Chairman & Managing Director

b) Mr. Zafarul Amin – Jt. Managing Director (Son of Mr. Mukhtarul Amin)

c) Mr. Mohd. Shadab – Director

d) Mrs. Shahina Mukhtar – Director (Wife of Mr. Mukhtarul Amin)

e) Mr. R. K. Agrawal - Company Secretary

f) Mr. Krishna Dutt Misra - CFO

g) Mr. Yusuf Amin – Director (Son of Mr. Mukhtarul Amin)

h) Mr. Mohd. Kashif (Son in law of Mr. Mukhtarul Amin)

i) Mr. Akbar Waris - Director of Subsidiaries

j) Mr. A Devis - Director of Subsidiary (ceased on 19.02.26)

k) Mr. Noain Bakshi - Director of Subsidiary

l) Mr. Shamshul Haq - Director of Subsidiary

m) Mr. Vinay Sanan

n) Mr. Rajendra Krishan Shukla

o) Mr. Krishna Kumar Ram Tewari

p) Mr. Kamal Agarwal (ceased on 22.09.24)

q) Mr. Chowdhary Usman Ahmad (ceased on 20.07.25)

r) Syed Javed Ali Hashmi (ceased on 22.09.24)

s) Mr Ajay Kumar Sengar (ceased on 29.09.25)

t) Mr. Dilip Kumar Dheer (ceased on 22.09.24)

u) Mr G. C. Srivastav (Appointed on 30.09.25)

v) Dr Harmeet Singh ((Appointed on 11.07.25)

**iv. Others: Enterprise over which KMP or relatives of KMP are able to exercise significant influence:**

a) Chowdhary Overseas Limited

b) Imperium Overseas Private Limited

c) Modriba International Limited

d) Mayfair Global Industries Limited

e) Superhouse Accessories Limited

# NOTES FORMING PART OF THE CONSOLIDATED FINANCIAL STATEMENTS

for the year ended on 31st March, 2026

f) Patrick Shoes Limited, UK (step-down subsidiary)

g) Stabilus Safety GMBH

h) The All India Federation of Education Association

i) Superhouse Education Foundation

j) Aminsons Welfare Society

k) S S Enterprises

**(B) (i) Disclosure of related party transactions during the year (in ordinary course of business at arm length price) Summary:**

Rs. In Lacs

| Transactions | Associates | | Other related parties | | KMP and Relatives | |
|---|---|---|---|---|---|---|
| | As at / for the year ended | | As at / for the year ended | | As at / for the year ended | |
| | 31.03.2026 | 31.03.2025 | 31.03.2026 | 31.03.2025 | 31.03.2026 | 31.03.2025 |
| Purchases of materials / finished goods | 153.40 | 237.06 | 2,524.17 | 3,035.60 | - | - |
| Purchases of PPE | - | 143.51 | 97.65 | 1.15 | - | - |
| Sale of materials / finished goods | 103.25 | 299.40 | 1,177.47 | 1,769.76 | - | - |
| Sale of PPE | - | 9.89 | - | 264.05 | - | - |
| Services rendered / other receipts | 2.95 | 1.44 | 20.63 | 20.56 | - | - |
| Services availed | 52.25 | 92.59 | 174.05 | 53.58 | 14.50 | 12.00 |
| Rent paid | - | - | 49.47 | 48.84 | 51.83 | 44.70 |
| Rent received | - | - | 139.75 | 120.25 | - | - |
| Interest Paid | 28.55 | 28.47 | 33.74 | 7.98 | - | - |
| Guarantee Commission received | 3.42 | - | - | - | - | - |
| Remuneration/sitting fee/professional fee | - | - | - | - | 476.98 | 610.01 |
| Guarantee Commission | - | - | - | - | 211.80 | 219.54 |
| Donation/Contribution for CSR | - | - | 24.49 | 24.73 | - | - |
| Receivables (Net) | 3.96 | - | 143.59 | 326.05 | 15.74 | 19.21 |
| Payables (Trade payable & other liabilities) | 178.78 | 132.58 | 291.84 | 309.12 | 350.75 | 287.72 |
| Unsecured Loans availed/(repaid) during the year | 217.75 | -420.73 | 148.97 | 223.04 | - | - |
| Unsecured Loans at the year end | 404.71 | 186.96 | 388.71 | 238.37 | - | - |

Investments Refer Note No. 3

**(B) (ii) Detail of related party transactions during the year (in ordinary course of business at arm length price)**

Rs. In Lacs

| Name of related party & Transactions | Associates | | Other related parties | | KMP and Relatives | |
|---|---|---|---|---|---|---|
| | As at / for the year ended | | As at / for the year ended | | As at / for the year ended | |
| | 31.03.2026 | 31.03.2025 | 31.03.2026 | 31.03.2025 | 31.03.2026 | 31.03.2025 |
| **Purchases of materials / finished goods** | | | | | | |
| Amin International Ltd | 153.40 | 237.06 | - | - | - | - |
| Chowdhary Overseas Limited | - | - | 328.13 | 503.61 | - | - |
| Superhouse Accessories Limited | - | - | 691.66 | 798.86 | - | - |
| Modriba International Limited | - | - | 741.26 | 710.38 | - | - |
| Mayfair Global Industries Limited | - | - | 763.12 | 1,022.75 | - | - |
| | **153.40** | **237.06** | **2,524.17** | **3,035.60** | **-** | **-** |
| **Purchases of PPE** | | | | | | |
| Chowdhary Overseas Limited | - | - | 1.24 | - | - | - |
| Imperium Overseas Private Limited | - | - | 96.41 | - | | |
| Modriba International Limited | - | - | - | 1.15 | - | - |
| Steven Industries Ltd. | - | 143.51 | - | - | - | - |
| | **-** | **143.51** | **97.65** | **1.15** | | |

# NOTES FORMING PART OF THE CONSOLIDATED FINANCIAL STATEMENTS

for the year ended on 31st March, 2026

Rs. In Lacs

| Name of related party & Transactions | Associates | | Other related parties | | KMP and Relatives | |
|---|---|---|---|---|---|---|
| | As at / for the year ended | | As at / for the year ended | | As at / for the year ended | |
| | 31.03.2026 | 31.03.2025 | 31.03.2026 | 31.03.2025 | 31.03.2026 | 31.03.2025 |
| **Sale of materials / finished goods** | | | | | | |
| Amin International Ltd | 103.25 | 299.40 | - | - | - | - |
| Superhouse Education Foundation | - | - | 5.61 | 3.50 | - | - |
| Stabilus Safety GMBH | - | - | 238.98 | 320.67 | - | - |
| S S Enterprises | - | - | - | 2.50 | - | - |
| Chowdhary Overseas Limited | - | - | 502.30 | 641.43 | - | - |
| Superhouse Accessories Limited | - | - | 14.88 | 40.46 | - | - |
| Modriba International Limited | - | - | 207.47 | 203.22 | - | - |
| Mayfair Global Industries Limited | - | - | 37.69 | 320.53 | - | - |
| Imperium Overseas Private Limited | - | - | 170.54 | 237.45 | - | - |
| | **103.25** | **299.40** | **1,177.47** | **1,769.76** | **-** | **-** |
| **Sale of PPE** | | | | | | |
| Amin International Ltd | - | 9.89 | - | - | - | - |
| Chowdhary Overseas Limited | - | - | - | 141.38 | - | - |
| Mayfair Global Industries Limited | - | - | - | 0.63 | - | - |
| Imperium Overseas Private Limited | - | - | - | 105.34 | - | - |
| Modriba International Limited | - | - | - | 5.12 | - | - |
| Superhouse Accessories Limited | - | - | - | 11.58 | - | - |
| | **-** | **9.89** | **-** | **264.05** | **-** | **-** |
| **Services availed** | | | | | | |
| Unnao Tanneries Pollution Control Company | 47.39 | 92.59 | - | - | - | - |
| Amin International Ltd | 1.60 | - | - | - | - | - |
| Stabilus Safety GMBH | - | - | 65.42 | 9.24 | - | - |
| Superhouse Accessories Limited | - | - | 0.39 | 0.82 | - | - |
| Imperium | - | - | 40.24 | 40.00 | - | - |
| Chowdhary Overseas Limited | - | - | 0.21 | 0.34 | - | - |
| Mayfair Global Industries Limited | - | - | 67.79 | 3.18 | - | - |
| Steven Industries Ltd | 3.26 | - | - | - | - | - |
| Mr. Mukhtarul Amin | - | - | - | - | 14.50 | 12.00 |
| | **52.25** | **92.59** | **174.05** | **53.58** | **14.50** | **12.00** |
| **Services rendered / other receipts** | | | | | | |
| Amin International Ltd | 2.23 | 1.44 | - | - | - | - |
| Steven Industries Ltd. | 0.72 | - | - | - | - | - |
| Superhouse Accessories Limited | - | - | 0.13 | 0.57 | - | - |
| Chowdhary Overseas Limited | - | - | 11.39 | 1.58 | - | - |
| Modriba International Limited | - | - | 7.62 | 17.35 | - | - |
| Imperium Overseas Private Limited | - | - | 0.87 | 0.78 | | |
| Mayfair Global Industries Limited | - | - | 0.62 | 0.28 | - | - |
| | **2.95** | **1.44** | **20.63** | **20.56** | **-** | **-** |
| **Rent paid** | | | | | | |
| Mr. Mukhtarul Amin | - | - | - | - | 27.83 | 25.05 |
| Mrs. Shahina Mukhtar | - | - | - | - | 20.40 | 18.60 |
| Mr. Zafarul Amin | - | - | - | - | 1.80 | 0.60 |
| Mr. Yusuf Amin | - | - | - | - | 1.80 | 0.45 |

# NOTES FORMING PART OF THE CONSOLIDATED FINANCIAL STATEMENTS

for the year ended on 31st March, 2026

Rs. In Lacs

| Name of related party & Transactions | Associates | | Other related parties | | KMP and Relatives | |
|---|---|---|---|---|---|---|
| | As at / for the year ended | | As at / for the year ended | | As at / for the year ended | |
| | 31.03.2026 | 31.03.2025 | 31.03.2026 | 31.03.2025 | 31.03.2026 | 31.03.2025 |
| Imperium Overseas Private Limited | - | - | 0.63 | - | - | - |
| Mayfair Global Industries Limited | - | - | 48.84 | 48.84 | - | - |
| | **-** | **-** | **49.47** | **48.84** | **51.83** | **44.70** |
| **Rent received** | | | | | | |
| Superhouse Accessories Limited | - | - | 18.00 | 18.00 | - | - |
| Modriba International Limited | - | - | 12.01 | 12.01 | - | - |
| Mayfair Global Industries Limited | - | - | 36.00 | 18.00 | - | - |
| Chowdhary Overseas Limited | - | - | 73.74 | 72.24 | - | - |
| | **-** | **-** | **139.75** | **120.25** | **-** | **-** |
| **Remuneration/sitting fee/ professional fee** | | | | | | |
| Mr. Mukhtarul Amin | - | - | - | - | 134.44 | 134.42 |
| Mrs. Shahina Mukhtar - Sitting Fee | - | - | - | - | 0.20 | 1.00 |
| Mr. Zafarul Amin | - | - | - | - | 67.25 | 67.32 |
| Mr. Mohd. Shadab | - | - | - | - | 58.92 | 38.15 |
| Mr. Mohd. Kashif | - | - | - | - | - | 5.00 |
| Mr. Yusuf Amin (including Sitting Fee) | - | - | - | - | 36.60 | 37.20 |
| Mr. Akbar Waris | - | - | - | - | 50.23 | 76.40 |
| Mr. A Devis | - | - | - | - | - | 119.07 |
| Mr. Noain Bakshi | - | - | - | - | 77.70 | 78.68 |
| Mr. Shamshul Haq | - | - | - | - | 15.66 | 17.68 |
| Mr. R.K. Agrawal | - | - | - | - | 14.88 | 14.21 |
| Mr. Krishna Dutt Misra | - | - | - | - | 16.90 | 17.08 |
| Mr. Vinay Sanan | - | - | - | - | 1.00 | 0.40 |
| Mr. Rajendra Krishan Shukla | - | - | - | - | 1.20 | 0.40 |
| Mr. Krishna Kumar Ram Tewari | - | - | - | - | 0.60 | 0.40 |
| Mr. Kamal Agarwal | - | - | - | - | - | 0.40 |
| Mr. Chowdhary Usman Ahmad | - | - | - | - | - | 0.20 |
| Syed Javed Ali Hashmi | - | - | - | - | - | 0.60 |
| Mr Ajay Kumar Sengar | - | - | - | - | 0.20 | 0.40 |
| Mr G. C. Srivastav | | | | | 0.40 | - |
| Dr Harmeet Singh | | | | | 0.80 | - |
| Mr. Dilip Kumar Dheer | - | - | - | - | - | 1.00 |
| | **-** | **-** | **-** | **-** | **476.98** | **610.01** |
| **Guarantee Commission paid** | | | | | | |
| Mr. Mukhtarul Amin | - | - | - | - | 70.60 | 71.23 |
| Mrs. Shahina Mukhtar | - | - | - | - | 64.75 | 65.38 |
| Mr. Zafarul Amin | - | - | - | - | 70.60 | 71.23 |
| Mr. Yusuf Amin | - | - | - | - | 5.85 | 5.85 |
| Mr. Krishna Dutt Misra | - | - | - | - | - | 5.85 |
| | **-** | **-** | **-** | **-** | **211.80** | **219.54** |

# NOTES FORMING PART OF THE CONSOLIDATED FINANCIAL STATEMENTS

for the year ended on 31st March, 2026

Rs. In Lacs

| Name of related party & Transactions | Associates | | Other related parties | | KMP and Relatives | |
|---|---|---|---|---|---|---|
| | As at / for the year ended | | As at / for the year ended | | As at / for the year ended | |
| | 31.03.2026 | 31.03.2025 | 31.03.2026 | 31.03.2025 | 31.03.2026 | 31.03.2025 |
| **Interest Paid** | | | | | | |
| Amin International Ltd. | 28.55 | 28.47 | - | - | - | - |
| Superhouse Accessories Limited | - | - | 32.72 | 6.77 | - | - |
| Modriba International Limited | - | - | 1.02 | 1.21 | - | - |
| | **28.55** | **28.47** | **33.74** | **7.98** | **-** | **-** |
| **Guarantee Commission received** | | | | | | |
| Knowledgehouse Limited | 3.42 | - | - | - | | |
| | **3.42** | **-** | **-** | **-** | **-** | **-** |
| **Unsecured Loans availed/(repaid) during the year** | | | | | | |
| Amin International Ltd. (repaid) | (132.25) | (420.73) | - | - | - | - |
| Amin International Ltd. - availed | 350.00 | | | | | |
| Modriba International Limited (repaid) | - | - | (1.03) | (4.99) | - | - |
| Superhouse Accessories Limited - availed | | | 150.00 | 228.03 | | |
| Superhouse Accessories Limited - repaid | | | - | | | |
| | **217.75** | **(420.73)** | **148.97** | **223.04** | **-** | **-** |
| Donation/Contribution for CSR | | | | | | |
| Aminsons Welfare Society | - | - | 24.25 | - | - | - |
| The All India Federation of Education Association | - | - | 0.24 | 24.73 | - | - |
| | **-** | **-** | **24.49** | **24.73** | **-** | **-** |
| **(C) Outstanding balances with related parties:** | | | | | | |
| **(i) Unsecured Loans at the year end** | | | | | | |
| Amin International Ltd. | 404.71 | 186.96 | - | - | - | - |
| Modriba International Limited | - | - | 11.27 | 10.34 | - | - |
| Superhouse Accessories Limited | - | - | 377.44 | 228.03 | - | - |
| | **404.71** | **186.96** | **388.71** | **238.37** | **-** | **-** |
| **(ii) Receivables (Net)** | | | | | | |
| Knowledgehouse Limited | 3.96 | - | | | | |
| Mayfair Global Industries Limited | - | - | 21.37 | 228.57 | - | - |
| Imperium Overseas Private Limited | - | - | - | 29.00 | - | - |
| Stabilus Safety GMBH | - | - | 122.22 | 64.16 | - | - |
| S S Enterprises | - | - | - | 4.32 | - | - |
| Mr. Krishna Dutt Misra | - | - | - | - | 15.74 | 19.21 |
| | **3.96** | **-** | **143.59** | **326.05** | **15.74** | **19.21** |
| **(iii) Payables (Trade payable & other liabilities)** | | | | | | |
| Amin International Ltd. | 15.26 | 43.31 | - | - | - | - |
| Steven Industries Ltd. | 160.50 | 86.39 | - | - | - | - |
| Unnao Tanneries Pollution Control Company | 3.02 | 2.88 | - | - | - | - |

# NOTES FORMING PART OF THE CONSOLIDATED FINANCIAL STATEMENTS

for the year ended on 31st March, 2026

Rs. In Lacs

| Name of related party & Transactions | Associates | | Other related parties | | KMP and Relatives | |
|---|---|---|---|---|---|---|
| | As at / for the year ended | | As at / for the year ended | | As at / for the year ended | |
| | 31.03.2026 | 31.03.2025 | 31.03.2026 | 31.03.2025 | 31.03.2026 | 31.03.2025 |
| Chowdhary Overseas Limited | - | - | 75.02 | 53.35 | - | - |
| Superhouse Accessories Limited | - | - | 111.12 | 158.78 | - | - |
| Modriba International Limited | - | - | 86.00 | 79.15 | - | - |
| Imperium Overseas Private Limited | | | 19.70 | - | | |
| Mayfair Global Industries Limited | - | - | - | 17.84 | - | - |
| Mr. Mukhtarul Amin | - | - | - | - | 145.00 | 67.03 |
| Mrs. Shahina Mukhtar | - | - | - | - | 122.34 | 107.66 |
| Mr. Zafarul Amin | - | - | - | - | 59.20 | 95.34 |
| Mr. Yusuf Amin | - | - | - | - | 8.75 | 2.50 |
| Mr. Shamshul Haq | - | - | - | - | 1.40 | 1.09 |
| Mr. Mohd. Shadab | - | - | - | - | 2.53 | 1.94 |
| Mr. Akbar Waris | - | - | - | - | 4.07 | 0.42 |
| Mr. A Devis | - | - | - | - | - | 10.18 |
| Mr. Noain Bakshi | - | - | - | - | 6.48 | 0.67 |
| Mr. R.K. Agrawal | - | - | - | - | 0.98 | 0.89 |
| | **178.78** | **132.58** | **291.84** | **309.12** | **350.75** | **287.72** |

**(D)** No amount has been written off/back or provided as doubtful debts during the year in respect of related parties.

**(E)** Key Managerial Personnel are entitled to post-employment benefits and other long term employee benefits recognized as per Ind AS 19 - 'Employee Benefits' in the financial statements. As these employee benefits are lump sum amounts provided on the basis of actuarial valuation, the same is not included above.

**(F) Terms & Conditions and Settlement**

The transactions with the related parties are made on term equivalent to those that prevail in arm's length transactions.

The assessment is under taken each financial year through examining the financial position of the related party and in the market in which the related party operates. Outstanding balances at the year end are un-secured and settlement occurs in cash.

The company has made donation to its related party in line with the requirement of Section 135 of the Companies Act, 2013. The expenditure has been approved by the CSR committee of the company.

## 42 Disclosure pursuant to Ind AS 108 "Operating Segment"

**Business Segment**

**(A)** The Company has determined following reporting segments based on the information reviewed by the Company's Chief Operating Decision Maker ('CODM').

(a) Leather and Leather Products comprises Finished Leather, Leather Shoes, Leather Uppers and other Leather Goods.

(b) Textile Garments comprises Textile garments, riding accessories etc.

The above business segments have been identified considering :

(a) the nature of products

(b) the differing risks and returns

(c) the internal organization and management structure, and

(d) the internal financial reporting systems

# NOTES FORMING PART OF THE CONSOLIDATED FINANCIAL STATEMENTS

for the year ended on 31st March, 2026

The measurement principles of segments are consistent with those used in Significant Accounting Policies. There are no inter segment transfer.

Rs. In Lacs

| Particulars | Leather and Leather Products | | Textile Garments | | Total | |
|---|---|---|---|---|---|---|
| | 2025-26 | 2024-25 | 2025-26 | 2024-25 | 2025-26 | 2024-25 |
| **REVENUE** | | | | | | |
| Segment Revenue | 59,402.72 | 60,081.51 | 8,896.25 | 7,633.24 | 68,298.97 | 67,714.75 |
| Inter Segment Revenue | - | - | - | - | - | - |
| Eliminations | - | - | - | - | - | - |
| Net Revenue | 59,402.72 | 60,081.51 | 8,896.25 | 7,633.24 | 68,298.97 | 67,714.75 |
| **RESULTS** | | | | | | |
| Profit/ loss before tax and finance cost | 2,424.84 | 2,431.17 | 401.25 | 213.77 | 2,826.09 | 2,644.94 |
| Less: Finance Cost | 1,896.67 | 1,906.50 | 204.91 | 192.52 | 2,101.58 | 2,099.02 |
| Add: Exceptional items | - | 620.17 | - | - | - | 620.17 |
| Total profit/(loss) before tax | 528.17 | 1,144.84 | 196.34 | 21.25 | 724.51 | 1,166.09 |
| Provision for taxation | | | | | | |
| - Current | | | | | 687.79 | 424.90 |
| - Deferred tax | | | | | (140.94) | (11.54) |
| - Tax Adjustment relating to earlier years (Current Tax) | | | | | 118.50 | 368.73 |
| - Tax Adjustment relating to earlier years (Deferred Tax) | | | | | - | (381.62) |
| Net Profit for the year | | | | | 59.16 | 765.62 |
| **Other information** | | | | | | |
| Assets | 77,481.57 | 78,108.58 | 8,750.89 | 7,969.83 | 86,232.46 | 86,078.41 |
| Liabilities | 34,112.80 | 35,129.67 | 3,200.33 | 2,956.42 | 37,313.13 | 38,086.09 |
| Capital expenditure | 1,063.55 | 1,886.12 | 818.43 | 270.51 | 1,881.98 | 2,156.63 |
| Depreciation | 1,681.07 | 1,589.57 | 211.11 | 219.80 | 1,892.18 | 1,809.37 |
| Impairment | - | - | - | - | - | - |

**(B) Additional Information by Geographies**

Although the Company's operations are managed by product area, we provide additional information based on geographies.

Rs. In Lacs

| Particulars | With in India | | Outside India | | Total | |
|---|---|---|---|---|---|---|
| | 2025-26 | 2024-25 | 2025-26 | 2024-25 | 2025-26 | 2024-25 |
| External | 19,079.21 | 16,358.75 | 49,219.76 | 51,356.00 | 68,298.97 | 67,714.75 |
| Inter Segment | - | - | - | - | - | - |
| **Total** | **19,079.21** | **16,358.75** | **49,219.76** | **51,356.00** | **68,298.97** | **67,714.75** |

**(C) All non current assets of the Company are located in India.**

**(D) Revenue from major customers**

The Company is not reliant on revenues from transactions with any single customer and does not receive 10% or more of its revenue from transactions with any single customer.

# NOTES FORMING PART OF THE CONSOLIDATED FINANCIAL STATEMENTS

for the year ended on 31st March, 2026

## 43 Additional information pursuant to Schedule III to the Act for the year ended March 31, 2026 of enterprises consolidated as subsidiary and associates

| Name of the company | Net Assets i.e. total assets minus total liabilities | | Share in Profit or (Loss) | | Share in Other Comprehensive Income | | Share in Total Comprehensive Income | |
|---|---|---|---|---|---|---|---|---|
| | As % of consolidated net assets | Amount (Rs. In Lacs) | As % of consolidated profit or loss | Amount (Rs. In Lacs) | As % of consolidated other compre hensive income | Amount (Rs. In Lacs) | As % of consolidated total comprehensive income | Amount (Rs. In Lacs) |
| **Parent Company** | | | | | | | | |
| Superhouse Limited | 82.84% | 40,523.91 | 235.26% | 1,220.72 | 74.24% | 38.90 | 220.49% | 1,259.62 |
| Subsidiaries - Foreign | | | | | | | | |
| Superhouse (U.K.) Ltd., UK | 1.98% | 968.57 | -73.69% | (382.39) | - | - | -66.93% | -382.39 |
| Superhouse Middle East FZC, Azman | 3.06% | 1,497.79 | 6.02% | 31.22 | - | - | 5.46% | 31.22 |
| Briggs Industrial Footwear Ltd. (U.K.) | 4.33% | 2,116.47 | -204.37% | (1,060.46) | - | - | -185.63% | -1,060.46 |
| Linea De Seguridad S.L.U., Spain | 2.90% | 1,421.08 | -0.40% | (2.09) | - | - | -0.37% | -2.09 |
| La Compagnie Francaise De Protection SRL, France | 0.10% | 46.66 | -4.81% | (24.98) | - | - | -4.37% | -24.98 |
| Creemos International Ltd. | 6.71% | 3,280.82 | 64.77% | 336.06 | 12.06% | 6.32 | 59.93% | 342.38 |
| Allen Cooper Ltd. | 1.27% | 623.57 | -11.36% | (58.92) | 13.70% | 7.18 | -9.06% | -51.74 |
| **Total Subsidiaries** | | **50,478.87** | | **59.16** | | **52.40** | | **111.56** |
| Non controlling interest in all the subsidiaries | 4.90% | 2,396.97 | NIL | 59.90 | NIL | 0 | NIL | 59.90 |
| **Associates (carrying value of Investment)** | | | | | | | | |
| Unnao Tanneries Pollution Control Company | | 15.31 | Note-A | Note-A | Note-A | Note-A | Note-A | Note-A |
| Steven Industries Ltd. | | 421.18 | 9.60% | 49.80 | - | - | 8.72% | 49.80 |
| Amin International Ltd. | | 1,738.57 | 29.14% | 151.18 | - | - | 26.46% | 151.18 |
| Knowledgehouse Ltd. | | 957.00 | 20.77% | 107.78 | - | - | 18.87% | 107.78 |
| **Total Associates** | | **3,132.06** | | **308.76** | **-** | **-** | | **308.76** |
| CFS Adjustment and elimination | **-8.11%** | **(3,969.49)** | **40.64%** | **210.87** | | | **15.94%** | **91.07** |
| **Total** | | **48,919.33** | | **518.89** | | **52.40** | | **571.29** |

Note-A : Unnao Tanneries Pollution Control Company is a company registered under section 25 as the Companies Act, 1956 and it operates under severe long term restrictions that significantly impair its ability to transfer funds to the parent company.

## 44 Disclosure pursuant to Ind AS 1 "Presentation of Financial Statements".

**(a) Current liabilities and borrowings expected to be settled within twelve months and after twelve months from the reporting date:**

Rs. In Lacs

| Particulars | As at March 31, 2026 | | | As at March 31, 2025 | | |
|---|---|---|---|---|---|---|
| | Within twelve months | After twelve months | Total | Within twelve months | After twelve months | Total |
| Borrowings | 16,192.67 | 1,859.48 | 18,052.15 | 19,238.18 | 1,880.12 | 21,118.30 |
| Trade payables | 13,512.01 | - | 13,512.01 | 11,500.34 | - | 11,500.34 |
| Other financial liabilities | 2,702.83 | - | 2,702.83 | 2,349.50 | - | 2,349.50 |

# NOTES FORMING PART OF THE CONSOLIDATED FINANCIAL STATEMENTS

for the year ended on 31st March, 2026

**(b) Current assets expected to be recovered within twelve months and after twelve months from the reporting date:**

Rs. In Lacs

| Particulars | As at March 31, 2026 | | | As at March 31, 2025 | | |
|---|---|---|---|---|---|---|
| | Within twelve months | After twelve months | Total | Within twelve months | After twelve months | Total |
| Inventories | 25,830.94 | - | 25,830.94 | 26,740.28 | - | 26,740.28 |
| Trade Receivable | 16,759.85 | - | 16,759.85 | 16,166.82 | - | 16,166.82 |
| Other Financial Assets | 3,038.94 | 400.00 | 3,438.94 | 3,632.46 | - | 3,632.46 |
| Other Current Assets | 2,428.10 | - | 2,428.10 | 1,328.88 | - | 1,328.88 |

## 45 Additional Regulatory Information

Additional Regulatory Information pursuant to Clause 6L of General Instructions for preparation of Balance Sheet as given in Part I of Division II of Schedule III to the Companies Act, 2013, are given at respective place(s) to the extant relevant and are not of repeatative nature with no additional information, the same are disclosed appropriately in standalone financial statements.

## 46 Events occurring after the balance sheet date:

No adjusting or significant non adjusting events have occurred between the reporting date and date of authorization of financial statements.

## 47 Exceptional Item - financial year 2024-25

Exceptional Item amounting to Rs. 620.17 Lacs represent profit on sale of Land and Building (property). Operation of one of the unit along with entire plant & machinery has been shifted to another location for better synergies and efficiency in operations; and the property has been disposed off to have additional liquidity for business operations of the company.

**48** Figures of the previous year have been regrouped/rearranged wherever required in order to make them comparable with those of current year; however, such regrouping/rearrangement is not material. Figures have been rounded off to the nearest rupees in lacs.

As per our attached report of even date
For Kapoor Tandon & Co.,
Chartered Accountants
Firm Registration No. 000952C

**Rajesh Parasramka**
Partner
M. No. 074192

Place: UNNAO
Date: July 10, 2026

For and on behalf of the Board

**Mukhtarul Amin**
Chairman and Managing Director
(DIN: 00012108)

**Zafarul Amin**
Joint Managing Director
(DIN: 00015533)

**Krishna Dutt Misra**
Chief Financial Officer

**R. K. Agrawal**
Company Secretary

## SUPERHOUSE LIMITED

(CIN: L24231UP1980PLC004910)
Registered Office: - 150 Feet Road, Jajmau, Kanpur-208010.

# NOTICE

NOTICE is hereby given that the Forty-Sixth Annual General Meeting ("AGM") of the Members of Superhouse Limited will be held on Wednesday, September 30, 2026 at 10:00 A.M. at 219/3 & 4, 'L' Block, Naveen Nagar, Kakadeo, Kanpur – 208025, Uttar Pradesh, to transact the following business:

## ORDINARY BUSINESS

1. To receive, consider and adopt the Audited Standalone Financial Statements of the Company for the financial year ended March 31, 2026 together with the Reports of the Board of Directors and Auditors thereon and, if thought fit, to pass the following resolution as an **Ordinary Resolution:**

   **"RESOLVED THAT** the Audited Standalone Financial Statements of the Company for the financial year ended March 31, 2026, together with the Reports of the Board of Directors and Auditors thereon, be and are hereby received, considered and adopted."

2. To receive, consider and adopt the Audited Consolidated Financial Statements of the Company for the financial year ended March 31, 2026 together with the Report of the Auditors thereon and, if thought fit, to pass the following resolution as an **Ordinary Resolution**:

   **"RESOLVED THAT** the Audited Consolidated Financial Statements of the Company for the financial year ended March 31, 2026, together with the Report of the Auditors thereon, be and are hereby received, considered and adopted."

3. To declare a dividend of ₹ 0.80 (Eighty Paisa) per equity share of ₹ 10/- each fully paid-up for the financial year ended March 31, 2026 and, if thought fit, to pass the following resolution as an **Ordinary Resolution**:

   **"RESOLVED THAT** a dividend of ₹ 0.80 (Eighty Paisa) per equity share of ₹ 10/- each fully paid-up, as recommended by the Board of Directors, be and is hereby declared for the financial year ended March 31, 2026 and the same be paid to those Members whose names appear in the Register of Members/beneficial owners as on the Record Date."

4. To appoint a Director in place of Mr. Zafarul Amin (DIN: 00015533), who retires by rotation in terms of Section 152 of the Companies Act, 2013 and being eligible, offers himself for re-appointment, and in this regard to consider and, if thought fit, pass the following resolution as an **Ordinary Resolution**:

   **"RESOLVED THAT** pursuant to the provisions of Section 152 and other applicable provisions of the Companies Act, 2013, Mr. Zafarul Amin (DIN: 00015533), who retires by rotation and being eligible, offers himself for re-appointment, be and is hereby re-appointed as a Director of the Company, liable to retire by rotation."

5. To appoint a Director in place of Mr. Yusuf Amin (DIN: 06863918), who retires by rotation in terms of Section 152 of the Companies Act, 2013 and being eligible, offers himself for re-appointment, and in this regard to consider and, if thought fit, pass the following resolution as an **Ordinary Resolution**:

   **"RESOLVED THAT** pursuant to the provisions of Section 152 and other applicable provisions of the Companies Act, 2013, Mr. Yusuf Amin (DIN: 06863918), who retires by rotation and being eligible, offers himself for re-appointment, be and is hereby re-appointed as a Director of the Company, liable to retire by rotation."

By Order of the Board of Directors

Date:-10-07-2026 **R. K. Agrawal**

Place: Kanpur Company Secretary & Compliance Officer

## NOTES :-

1. **A member entitled to attend and vote at the Meeting is entitled to appoint a proxy to attend and vote on a poll instead of himself and the proxy need not be a member of the Company. The instrument appointing the proxy should, however, be deposited at the registered office of the Company not less than forty-eight hours before the commencement of the Meeting.**

   **A person can act as a proxy on behalf of members not exceeding fifty and holding in the aggregate not more than ten percent of the total share capital of the Company carrying voting rights. A member holding more than ten percent of the total share capital of the Company carrying voting rights may appoint a single person as proxy and such person shall not act as a proxy for any other person or shareholder. The holder of proxy shall prove his identity at the time of attending the Meeting.**

2. Pursuant to the provisions of Section 152 of the Companies Act, 2013, Mr. Zafarul Amin (DIN: 00015533) and Mr. Yusuf Amin (DIN: 06863918), Directors of the Company, retire by rotation at the ensuing Annual General Meeting and, being eligible, have offered themselves for re-appointment.

   The Board of Directors, on the recommendation of the Nomination and Remuneration Committee, recommends their re-appointment.

3. Mr. Mukhtarul Amin, Chairman and Managing Director, Mr Zafarul Amin, Joint Managing Director, Mrs. Shahina Mukhtar, Director, Mr. Mohammad Shadab, Deputy Managing Director, and Mr. Yusuf Amin Non-Executive Director may be deemed to be interested in the resolution set out at Item No. 4 and 5 of this Notice. The other relatives of may be deemed to be interested in the resolution set out at Item Nos. 4 & 5 of this Notice, to the extent of their shareholding, if any, in the Company. Save and except the above, none of the Directors / Key Managerial Personnel of the Company / their relatives are, in any way, concerned or interested, financially or otherwise, in the Ordinary Business set out under Item No's. 4 and 5 of the Notice.

4. Details of Directors retiring by rotation / seeking appointment / re-appointment at the ensuing meeting are provided in the "Annexure" to the Notice pursuant to Regulations 36 (3) and 26(4) of the Securities and Exchange Board of India (Listing Obligations and Disclosure Requirements) Regulations, 2015 and Secretarial Standard-2 on General Meetings.

5. Institutional/Corporate members intending to send their authorized representative(s) to attend the Meeting are requested to send to the Company a certified true copy of the relevant Board Resolution/Power of Attorney(POA)/ Authorization Letter together with the specimen signature(s) of the representative(s) authorized under the said Board Resolution/Power of Attorney (POA)/ Authorization Letter to attend and vote on their behalf at the Meeting.

6. In case of joint holders attending the Meeting, only such joint holder who is higher in the order of names will be entitled to vote at the Meeting.

7. The Company has fixed Tuesday, the 15th September, 2026 as the Record Date for determining the names of Members entitled to receive the dividend on Equity Shares, if declared at the Annual General Meeting. The Register of Members and Share Transfer Books of the Company shall remain closed from Wednesday, the 16th September, 2026 to Wednesday, the 30th September, 2026 (both days inclusive) for the purpose of the Annual General Meeting and payment of the said dividend. The dividend on Equity Shares, if declared at the Annual General Meeting as recommended by the Board of Directors, will be credited/ dispatched between Saturday, the 3rd October, 2026 and Tuesday, the 6th October, 2026 to the eligible Members.

8. In compliance with the MCA General Circular No. 09/2023 dated 25th September, 2023, SEBI Circular No. SEBI/HO/CFD/CFD-PoD-2/P/CIR/2023/167 dated 7th October, 2023 and SEBI Circular No. SEBI/HO/CFD/CFD-PoD-2/P/CIR/2024/133 dated 3rd October, 2024, the Notice of the Annual General Meeting together with the Annual Report for the financial year 2025–26 is being sent only through electronic mode to those Members whose e-mail addresses are registered with the Company or the Depository Participants.

   The Notice of the Annual General Meeting and the Annual Report for the financial year 2025–26 will also be available on the Company's website at https://superhouse.in and on the websites of the Stock Exchanges, viz., BSE Limited (www.bseindia.com) and National Stock Exchange of India Limited (www.nseindia.com).

   In accordance with Regulation 36(1)(b) of the SEBI (Listing Obligations and Disclosure Requirements) Regulations, 2015, as amended, a letter providing the web-link, including the exact path, where the complete Annual Report for the financial year 2025–26 is available on the Company's website, shall be sent to those Members whose e-mail addresses are not registered with the Company or the Depository Participants.

   In terms of SEBI Circular No. HO/38/13/11(2)2026-MIRSDPOD/I/3750/2026 dated January 30, 2026, a special window has been opened from February 5, 2026 to February 4, 2027 (both days inclusive) for transfer and dematerialization of physical securities that were sold/ purchased prior to April 1, 2019 and whose transfer requests were rejected, returned, or remained unattended due to deficiencies in documentation, procedural requirements, or other reasons.

9. Investor Education and Protection Fund (the IEPF) related details/information/notice are provided in the "Annexure" to the notice.

10. Any person holding shares in physical form, and non-individual shareholders who acquire shares of the Company and become members of the Company after the notice is sent and holding shares as of the cut-off date, i.e. September 23, 2026, may obtain the login ID and password by sending a request to evoting@nsdl.co.in. However, if he/she is already registered with NSDL for remote e-voting, then he / she can use his/ her existing user ID and password for casting the vote. In case of individual shareholders holding securities in demat mode, who acquire shares of the Company and become members of the Company after the notice is sent and holding shares as of the cut-off date i.e. September 23, 2026, may follow steps mentioned in the Notice under 'Instructions for e-voting'.

11. Members may please note that in terms of Regulation 40(1) of the Securities and Exchange Board of India (Listing Obligations and Disclosure Requirements) Regulation 2015 ("Listing Regulations"), as amended from time to time, transfer, transmission and transposition of securities shall be effected only in dematerialized form. Pursuant to SEBI Circular dated January 25, 2022, the listed companies shall issue the securities in dematerialized form only, While after processing any service requests from shareholders viz., issue of duplicate share certificates, endorsement, transmission, transposition, etc. After processing the service request, a letter of confirmation will be issued to the shareholders and shall be valid for a period of 120 days, within which the shareholder shall make a request to the Depository Participant for dematerializing those shares. If the shareholders fail to submit the dematerialisation request within 120 days, then the Company shall credit those shares in the Suspense Escrow Demat account held by the Company. Shareholders can claim these shares transferred to Suspense Escrow Demat account on submission of necessary documents to RTA.

    750 Equity Shares are lying in the Suspense Escrow Demat Account Superhouse Limited as on 31st March, 2026.

12. With effect from April 1, 2024, dividend to security holders (holding securities in physical form), shall be paid only through electronic mode. Such payment shall be made upon folio being KYC compliant i.e. the PAN, contact details including mobile no., bank account details and specimen signature are registered with the RTA/Company. [SEBI Master Circular No. SEBI/HO/MIRSD/POD-1/P/CIR/2024/37 dated May 7, 2024, read with SEBI Circular No. SEBI/HO/MIRSD/POD-1/P/CIR/2024/81 dated June 10, 2024].

13. In view of the same and to eliminate all risks associated with physical shares and avail various benefits of dematerialization, Members are advised to dematerialize the shares held by them in physical form. Members can contact the Company or RTA, for assistance in this regard.

14. Members are requested to make service requests by submitting a duly filled and signed Form ISR–4, the format of which is available on the Company's website at https://www.superhouse.in and on the website of the Company's Registrar and Transfer Agents, Skyline Financial Services Private Limited at https://www.skylinerta.com. It may be noted that any service request can be processed only after the folio is KYC Compliant.

15. Members holding shares in physical form, in identical order of names, in more than one folio are requested to send to the Company or RTA, the details of such folios together with the share certificates along with the requisite KYC Documents for consolidating their holdings in one folio. Requests for consolidation of share certificates shall be processed in dematerialized form.

16. As per the provisions of Section 72 of the Act and SEBI Circular, the facility for making nomination is available for the Members in respect of the shares held by them. Members who have not yet registered their nomination are requested to register the same by submitting Form No. SH-13. If a Member desires to opt out or cancel the earlier nomination and record a fresh nomination, he/she may submit the same in Form ISR-3 or SH-14 as the case may be. The said forms can be downloaded from the Company's website https://superhouse.in. Members are requested to submit the said details to their DP in case the shares are held by them in dematerialized form and to RTA in case the shares are held in physical form.

17. SEBI vide Circular Nos. SEBI/HO/OIAE/OIAE_IAD-1/P/CIR/2023/131 dated July 31, 2023 and SEBI/HO/OIAE/OIAE_IAD-1/P/CIR/2023/135 dated August 4, 2023, read with Master Circular No. SEBI/HO/OIAE/OIAE_IAD-1/P/CIR/2023/145 dated July 31, 2023 (updated as on August 11, 2023), has established a common Online Dispute Resolution Portal ("ODR Portal") for resolution of disputes arising in the Indian Securities Market.

    Pursuant to above mentioned circulars, post exhausting the option to resolve their grievances with the RTA/Company directly and through existing SCORES platform the investors can initiate dispute resolution through the ODR Portal (https://smartodr.in/login).

18. The information regarding deduction of tax at source on dividend is provided on the company's website and can be accessed at http://superhouse.in/pdf/Dividend and TDS Related Information.pdf

19. For receiving all communication (including Annual Report) from the Company electronically:

    a. Members holding shares in physical mode and who have not registered / updated their e-mail address with the Company are requested to register / update the same by writing to the Company with details of folio number and attaching a self-attested copy of

PAN card at share@superhouse.in or to the Registrar at virenr@skylinerta.com

b. Members holding shares in dematerialized mode are requested to register / update their e-mail address with the relevant Depository Participant.

20. Members are requested to intimate changes, if any, pertaining to their name, postal address, e-mail address, telephone/mobile numbers, Permanent Account Number (PAN), mandates, nominations, power of attorney, bank details such as, name of the bank and branch details, bank account number, MICR code, IFSC code, etc.,

    a. **For shares held in electronic form:** to their respective Depository Participants (DPs).

    b. **For shares held in physical form:** to the Company/ Registrar and Transfer Agent by submitting the relevant forms along with the prescribed supporting documents, as detailed below:

| Particulars | Relevant Form |
|---|---|
| Updation of PAN, Bank Account Details, Postal Address, Email Address and Mobile Number | ISR-1 |
| Confirmation of Signature by the Banker | ISR-2 |
| Declaration for Opting-out of Nomination | ISR-3 |
| Request for Issue of Duplicate Share Certificate and Other Request | ISR-4 |
| Registration of Nomination | SH-13 |
| Change or Cancellation of Nomination | SH-14 |

The aforesaid forms are available on the website of the Registrar and Share Transfer Agent and may also be obtained from the Company.

21. Non-Resident Indian members are requested to inform Skyline Financial Services Private Limited/respective DPs, immediately of:

    a. Change in their residential status on return to India for permanent settlement.

    b. Particulars of their bank account maintained in India with complete name, branch, account type, account number and address of the bank with pin code number, if not furnished earlier.

22. Attendance slip, proxy form and the route map of the venue of the Meeting are annexed hereto. The Annual Report, Notice of Annual General Meeting, Proxy Form and Attendance Slip are also available at the Company's website at www.superhouse.in.

23. The Register of Directors and Key Managerial Personnel and their shareholding maintained under Section 170 of the Companies Act, 2013, the Register of Contracts or Arrangements in which Directors are interested maintained under Section 189 of the Act and all other documents referred to in this Notice shall be available for inspection by the Members during business hours on all working days up to the date of the Annual General Meeting and shall also be available for inspection at the venue of the Meeting.

24. Members seeking any information relating to the Financial Statements or any item of business to be transacted at the Annual General Meeting are requested to send their queries to the Company at least seven days before the date of the Meeting so as to enable the management to keep the information ready.

25. Pursuant to the provisions of Section 108 and other applicable provisions, if any, of the Act read with the Companies (Management and Administration) Rules, 2014, as amended, and Regulation 44 of SEBI Listing Regulations read with circular of SEBI on e-Voting Facility provided by Listed Entities, dated December 9, 2020, the Company is providing to its Members facility to exercise their right to vote on resolutions proposed to be passed at the AGM by electronic means ("e-voting").

26. Information and instructions relating to e-voting are provided at the end of this notice. Details of user id and password relating to e-voting are sent herewith, separately. Once the vote on a resolution is cast by a member, whether partially or otherwise, the member shall not be allowed to change it subsequently or cast the vote again. The members who have cast their vote(s) by using remote e-voting may also attend the Meeting but shall not be entitled to cast their vote(s) again at the Meeting.

By Order of the Board of Directors

Date:-10.07.26 **R. K. Agrawal**

Place: Kanpur Company Secretary & Compliance Officer

# ANNEXURE TO THE NOTICE

**I. Details of Directors seeking Re-appointment at the Forty-Sixth Annual General Meeting pursuant to Regulation 36(3) of the SEBI (Listing Obligations and Disclosure Requirements) Regulations, 2015 and Secretarial Standard–2 on General Meetings**

| Name of Director and DIN | Mr. Zafarul Amin DIN:(00015533) | Mr. Yusuf Amin DIN: (06863918) |
|---|---|---|
| Date of Birth (Age) | January, 27, 1983 (43) | April, 29, 1996 (30) |
| Date of first appointment on the Board | 30-01-2002 | 23-09-2015 |
| Designation/Category of Directorship | Joint Managing Director | Director |
| Qualifications | BSc (Hons) in Leather Technology from the University College Northampton, United Kingdom. | Graduate |
| Brief profile and expertise in specific functional areas | Mr. Zafarul Amin, is a Leather Technologist holding a B.Sc (Hons.) Degree in Leather Technology from University College Northampton, United Kingdom. He is one of the Promoter Directors of the Company and possesses over 24 years of rich experience in leather manufacturing, tanning operations, export marketing, strategic management and administration. His extensive industry knowledge and leadership have significantly contributed to the growth and development of the Company. | Mr. Yusuf Amin, has enriched experience of 11 years in management and domestic marketing. |
| Terms and Conditions of appointment/ re-appointment | Re-appointment as Director liable to retire by rotation pursuant to Section 152 of the Companies Act, 2013. | Re-appointment as Director liable to retire by rotation pursuant to Section 152 of the Companies Act, 2013. |
| Inter se relationship with other Directors, Manager and other Key Managerial Personnel of the Company | Mr. Zafarul Amin is relative of Mr. Mukhtarul Amin, Chairman and Managing Director, Mrs. Shahina Mukhtar, Director, Mr. Mohammad Shadab, Dy. Managing Director and Mr. Yusuf Amin, Non Executive Director of the Company. | Mr. Yusuf Amin is relative of Mr. Mukhtarul Amin, Chairman and Managing Director, Mrs. Shahina Mukhtar, Director, Mr. Zafarul Amin, Joint Managing Director and Mr. Mohammad Shadab. |
| Name of listed entities from which the person has resigned in the past three years | None | None |
| Directorships held in other companies(excluding foreign companies) | 1. Allenhouse Education Ltd<br>2. Allenhouse Startup & Incubation Foundation<br>3. Imperium Overseas (P) Ltd<br>4. Modriba International Limited<br>5. Rojus Solutions (P) Ltd<br>6. Steven Industries Ltd<br>7. Superhouse Educational Foundation.<br>8. Unnao Tannery Pollutions Control Company. | 1. Allenhouse Education Ltd.<br>2. Allen Cooper Limited<br>3. Creemos International Ltd<br>4. Imperium Overseas Pvt. Ltd<br>5. Steven Industries Limited |
| Committee position held in other companies (excluding foreign companies) | None | None |
| Details of remuneration last drawn | As per Corporate Governance Report | As per Corporate Governance Report |
| Details of remuneration sought to be paid | As above | As above |
| No. of meetings of the Board attended during the year | Five | Three |
| No. of shares held in the Company either by self or as a beneficial owner | 1819188 | 132350 |

## II. INVESTOR EDUCATION AND PROTECTION FUND (THE IEPF) RELATED DETAILS/INFORMATION:-

1. The Company has transferred the unpaid or unclaimed dividend declared up to financial years 2017-18 to the Investor Education and Protection Fund (the IEPF) established by the Central Government. Details of dividend so far transferred to the Investor Education and Protection Fund Authority (the IEPF) are available at the website of IEPF Authority and the same can be accessed at the link: www.iepf.gov.in. Pursuant to the provisions of Investor Education and Protection Fund (Uploading of information regarding unpaid and unclaimed amounts lying with companies) Rules, 2012, the Company has uploaded the details of unclaimed amounts lying with the Company as on 30th September, 2025 (date of last Annual General Meeting) on the website of the Company and the same can be accessed through the link: http://www.superhouse.in/invest-dividend.asp?links=links14 and also on the website of the Ministry of Corporate Affairs (www.iepf.gov.in).

2. Adhering to the various requirements set out in the Investor Education and Protection Fund Authority (Accounting, Audit,Transfer and Refund) Rules, 2016, as amended, the Company has, during financial year 2018-19, transferred to the IEPF Authority all shares in respect of which dividend had remained unpaid or unclaimed for seven consecutive years or more as on the due date of transfer. Details of shares transferred to the IEPF Authority are available on the website of the Company and the same can be accessed through the link: http://www.superhouse.in/invest-dividend.asp?links=links14 The said details have also been uploaded on the website of the IEPF Authority and the same can be accessed through the link: http://www.iepf.gov.in.

   The details of Equity shares transferred to IEPF till date and resultant benefits arising out of shares already transferred to the IEPF are as follows:-

| Year | Number of Equity shares transferred | Amount of dividend transferred in respect of shares transferred to IEPF |
|---|---|---|
| 2017-18 | 798616 | N.A. |
| 2018-19 | 100947 | 798616.00 |
| 2019-20 | 168 | 899295.00 |
| 2020-21 | 39951 | 717293.40 |
| 2021-22 | 58827 | 933918.00 |
| 2022-23 | 54420 | 991788.00 |
| 2023-24 | 51889 | 1046225.00 |
| 2024-25 | 52705 | 876561.00 |
| 2025-26 | 55597 | 919929.60 |

   Except dividend as mentioned above, no other benefit such as bonus, stock split, consolidation or fractional entitlement are accrued on the shares transferred to the IEPF.

   Members may note that shares as well as unclaimed dividends transferred to IEPF Authority can be claimed back from them. Concerned member/investors are advised to visit the web link: https://www.mca.gov.in/content/mca/global/en/foportal/fologin.html or contact Skyline Financial Services Private Limited for lodging claim for refund of shares and/or dividend from the IEPF Authority.

   During the year, the company transferred ₹ 656404.00 to the Investor Education and Protection Fund (The IEPF) for the financial year ended 31st March, 2018.

   Members are requested to note that dividends remaining unclaimed for a period of seven consecutive years from the date of transfer to the unpaid dividend account are required to be transferred to the Investor Education and Protection Fund ("IEPF") established by the Central Government. Further, shares in respect of which dividends remain unclaimed for seven consecutive years are also liable to be transferred to the IEPF Authority in accordance with the applicable provisions of the Companies Act, 2013 and the Investor Education and Protection Fund Authority (Accounting, Audit, Transfer and Refund) Rules, 2016, as amended.

   The unclaimed and unpaid dividends declared for 2018-19 and thereafter will be transferred to the Investor Education and Protection Fund (The IEPF) as detailed below, if not claimed by the shareholders before last date for claiming unpaid dividend Members who have not encashed/claimed the dividend so far are requested to claim at the earliest.

| Financial Year Ended | Date of Declaration of Dividend | Due Date | Unclaimed Dividend ₹ In lacs as on 31.03.2026 |
|---|---|---|---|
| 31.03.2019 | 30.09.2019 | 02.11.2026 | 5.54 |
| 31.03.2020 | 30.09.2020 | 03.11.2027 | 5.77 |
| 31.03.2021 | 30.09.2021 | 03.11.2028 | 7.45 |

| | | | |
|---|---|---|---|
| 31.03.2022 | 30.09.2022 | 03.11.2029 | 5.57 |
| 31.03.2023 | 30.09.2023 | 01.11.2030 | 5.41 |
| 31.03.2024 | 30.09.2024 | 01.11.2031 | 5.19 |
| 31.03.2025 | 30.09.2025 | 01.11.2032 | 4.64 |
| **TOTAL** | | | **39.57** |

## III. INFORMATION AND INSTRUCTIONS RELATING TO E-VOTING:

**THE INSTRUCTIONS FOR MEMBERS FOR REMOTE E-VOTING ARE AS UNDER:-**

**The remote e-voting period begins on Saturday 26th September,2026 at 9:00 A.M. and ends on Tuesday 29th September, 2026 at 5:00 P.M. The remote e-voting module shall be disabled by NSDL for voting thereafter. The Members, whose names appear in the Register of Members / Beneficial Owners as on the record date (cut-off date) i.e. 23rd September,2026, may cast their vote electronically. The voting right of shareholders shall be in proportion to their share in the paid-up equity share capital of the Company as on the cut-off date, being 26th September, 2026.**

**How do I vote electronically using NSDL e-Voting system?**

The way to vote electronically on NSDL e-Voting system consists of "Two Steps" which are mentioned below:

**Step 1: Access to NSDL e-Voting system**

**A) Login method for e-Voting for Individual shareholders holding securities in demat mode.**

In terms of SEBI circular dated December 9, 2020 on e-Voting facility provided by Listed Companies, Individual shareholders holding securities in demat mode are allowed to vote through their demat account maintained with Depositories and Depository Participants. Shareholders are advised to update their mobile number and email Id in their demat accounts in order to access e-Voting facility.

Login method for Individual shareholders holding securities in demat mode is given below:

| Type of shareholders | Login Method |
|---|---|
| Individual Shareholders holding securities in demat mode with NSDL. | 1. For OTP based login you can click on https://eservices.nsdl.com/SecureWeb/evoting/evotinglogin.jsp. You will have to enter your 8-digit DP ID,8-digit Client Id, PAN No., Verification code and generate OTP. Enter the OTP received on registered email id/mobile number and click on login. After successful authentication, you will be redirected to NSDL Depository site wherein you can see e-Voting page. Click on company name or **e-Voting service provider i.e. NSDL** and you will be redirected to e-Voting website of NSDL for casting your vote during the remote e-Voting period.<br><br>2. Existing **IDeAS** user can visit the e-Services website of NSDL Viz. https://eservices.nsdl.com either on a Personal Computer or on a mobile. On the e-Services home page click on the **"Beneficial Owner"** icon under **"Login"** which is available under **'IDeAS'** section , this will prompt you to enter your existing User ID and Password. After successful authentication, you will be able to see e-Voting services under Value added services. Click on **"Access to e-Voting"** under e-Voting services and you will be able to see e-Voting page. Click on company name or **e-Voting service provider i.e. NSDL** and you will be re-directed to e-Voting website of NSDL for casting your vote during the remote e-Voting period If you are not registered for IDeAS e-Services, option to register is available at https://eservices.nsdl.com. Select **"Register Online for IDeAS Portal"** or click at https://eservices.nsdl.com/SecureWeb/IdeasDirectReg.jsp |

| Type of shareholders | Login Method |
|---|---|
| | 3. Visit the e-Voting website of NSDL. Open web browser by typing the following URL: https://www.evoting.nsdl.com/ either on a Personal Computer or on a mobile. Once the home page of e-Voting system is launched, click on the icon "Login" which is available under 'Shareholder/Member' section. A new screen will open. You will have to enter your User ID (i.e. your sixteen digit demat account number hold with NSDL), Password/OTP and a Verification Code as shown on the screen. After successful authentication, you will be redirected to NSDL Depository site wherein you can see e-Voting page. Click on company name or **e-Voting service provider i.e. NSDL** and you will be redirected to e-Voting website of NSDL for casting your vote during the remote e-Voting period.<br><br>4. Shareholders/Members can also download NSDL Mobile App **"NSDL Speede"** facility by scanning the QR code mentioned below for seamless voting experience.<br> |
| Individual Shareholders holding securities in demat mode with CDSL | 1. Users who have opted for CDSL Easi / Easiest facility, can login through their existing user id and password. Option will be made available to reach e-Voting page without any further authentication. The users to login Easi /Easiest are requested to visit CDSL website www.cdslindia.com and click on login icon & New System Myeasi Tab and then user your existing my easi username & password.<br><br>2. After successful login the Easi / Easiest user will be able to see the e-Voting option for eligible companies where the evoting is in progress as per the information provided by company. On clicking the evoting option, the user will be able to see e-Voting page of the e-Voting service provider for casting your vote during the remote e-Voting period. Additionally, there is also links provided to access the system of all e-Voting Service Providers, so that the user can visit the e-Voting service providers' website directly.<br><br>3. If the user is not registered for Easi/Easiest, option to register is available at CDSL website www.cdslindia.com and click on login & New System Myeasi Tab and then click on registration option.<br><br>4. Alternatively, the user can directly access e-Voting page by providing Demat Account Number and PAN No. from a e-Voting link available on www.cdslindia.com home page. The system will authenticate the user by sending OTP on registered Mobile & Email as recorded in the Demat Account. After successful authentication, user will be able to see the e-Voting option where the evoting is in progress and also able to directly access the system of all e-Voting Service Providers. |
| Individual Shareholders (holding securities in demat mode) login through their depository participants | You can also login using the login credentials of your demat account through your Depository Participant registered with NSDL/CDSL for e-Voting facility. upon logging in, you will be able to see e-Voting option. Click on e-Voting option, you will be redirected to NSDL/CDSL Depository site after successful authentication, wherein you can see e-Voting feature. Click on company name or e-Voting service provider i.e. NSDL and you will be redirected to e-Voting website of NSDL for casting your vote during the remote e-Voting period. |

**Important note:** Members who are unable to retrieve User ID/ Password are advised to use Forget User ID and Forget Password option available at above mentioned website.

## Helpdesk for Individual Shareholders holding securities in demat mode for any technical issues related to login through Depository i.e. NSDL and CDSL.

| Login type | Helpdesk details |
|---|---|
| Individual Shareholders holding securities in demat mode with NSDL | Members facing any technical issue in login can contact NSDL helpdesk by sending a request at evoting@nsdl.com or call at 022 - 4886 7000 |
| Individual Shareholders holding securities in demat mode with CDSL | Members facing any technical issue in login can contact CDSL helpdesk by sending a request at helpdesk.evoting@cdslindia.com or contact at toll free no. 1800-21-09911 |

**B) Login Method for e-Voting for shareholders other than Individual shareholders holding securities in demat mode and shareholders holding securities in physical mode.**

**How to Log-in to NSDL e-Voting website?**

1. Visit the e-Voting website of NSDL. Open web browser by typing the following URL: https://www.evoting.nsdl.com/ either on a Personal Computer or on a mobile.

2. Once the home page of e-Voting system is launched, click on the icon "Login" which is available under 'Shareholder/ Member' section.

3. A new screen will open. You will have to enter your User ID, your Password/OTP and a Verification Code as shown on the screen.

   Alternatively, if you are registered for NSDL eservices i.e. IDEAS, you can log-in at https://eservices.nsdl.com/ with your existing IDEAS login. Once you log-in to NSDL eservices after using your log-in credentials, click on e-Voting and you can proceed to Step 2 i.e. Cast your vote electronically.

4. Your User ID details are given below :

| Manner of holding shares i.e. Demat (NSDL or CDSL) or Physical | Your User ID is: |
|---|---|
| a) For Members who hold shares in demat account with NSDL. | 8 Character DP ID followed by 8 Digit Client ID<br>For example if your DP ID is IN300*** and Client ID is 12****** then your user ID is IN300***12******. |
| b) For Members who hold shares in demat account with CDSL. | 16 Digit Beneficiary ID<br>For example if your Beneficiary ID is 12********** then your user ID is 12********** |
| c) For Members holding shares in Physical Form. | EVEN Number followed by Folio Number registered with the company<br>For example if folio number is 001*** and EVEN is 101456 then user ID is 101456001*** |

5. Password details for shareholders other than Individual shareholders are given below:
   a. If you are already registered for e-Voting, then you can use your existing password to login and cast your vote.

   b. If you are using NSDL e-Voting system for the first time, you will need to retrieve the 'initial password' which was communicated to you. Once you retrieve your 'initial password', you need to enter the 'initial password' and the system will force you to change your password.

   c. How to retrieve your 'initial password'?
      (i) If your email ID is registered in your demat account or with the company, your 'initial password' is communicated to you on your email ID. Trace the email sent to you from NSDL from your mailbox. Open the email and open the attachment i.e. a .pdf file. Open the .pdf file. The password to open the .pdf file is your 8 digit client ID for NSDL account, last 8 digits of client ID for CDSL account or folio number for shares held in physical form. The .pdf file contains your 'User ID' and your 'initial password'.

      (ii) If your email ID is not registered, please follow steps mentioned below in **process for those shareholders whose email ids are not registered**.

6. If you are unable to retrieve or have not received the "Initial password" or have forgotten your password:

   a) Click on **"Forgot User Details/Password?"**(If you are holding shares in your demat account with NSDL or CDSL) option available on www.evoting.nsdl.com.

   b) **"Physical User Reset Password?"** (If you are holding shares in physical mode) option available on www.evoting.nsdl.com.

   c) If you are still unable to get the password by aforesaid two options, you can send a request at evoting@nsdl.com mentioning your demat account number/folio number, your PAN, your name and your registered address etc.

   d) Members can also use the OTP (One Time Password) based login for casting the votes on the e-Voting system of NSDL.

7. After entering your password, tick on Agree to "Terms and Conditions" by selecting on the check box.

8. Now, you will have to click on "Login" button.

9. After you click on the "Login" button, Home page of e-Voting will open.

**Step 2: Cast your vote electronically on NSDL e-Voting system.**

**How to cast your vote electronically on NSDL e-Voting system?**

1. After successful login at Step 1, you will be able to see all the companies "EVEN" in which you are holding shares and whose voting cycle is in active status.

2. Select "EVEN" of company for which you wish to cast your vote during the remote e-Voting period.

3. Now you are ready for e-Voting as the Voting page opens.

4. Cast your vote by selecting appropriate options i.e. assent or dissent, verify/modify the number of shares for which you wish to cast your vote and click on "Submit" and also "Confirm" when prompted.

5. Upon confirmation, the message "Vote cast successfully" will be displayed.

6. You can also take the printout of the votes cast by you by clicking on the print option on the confirmation page.

7. Once you confirm your vote on the resolution, you will not be allowed to modify your vote.

**General Guidelines for shareholders.**

1. Institutional shareholders (i.e. other than individuals, HUF, NRI etc.) are required to send scanned copy (PDF/JPG Format) of the relevant Board Resolution/ Authority letter etc. with attested specimen signature of the duly authorized signatory(ies) who are authorized to vote, to the Scrutinizer by e-mail to **banthiaandcom@yahoo.com** with a copy marked to **evoting@nsdl.com**. Institutional shareholders (i.e. other than individuals, HUF, NRI etc.) can also upload their Board Resolution / Power of Attorney / Authority Letter etc. by clicking on **"Upload Board Resolution / Authority Letter"** displayed under **"e-Voting"** tab in their login.

2. It is strongly recommended not to share your password with any other person and take utmost care to keep your password confidential. Login to the e-voting website will be disabled upon five unsuccessful attempts to key in the correct password. In such an event, you will need to go through the "Forgot User Details/Password?" or "Physical User Reset Password?" option available on www.evoting.nsdl.com to reset the password.

3. In case of any queries, you may refer the Frequently Asked Questions (FAQs) for Shareholders and e-voting user manual for Shareholders available at the download section of www.evoting.nsdl.com or call on : 022 - 4886 7000 or send a request to Ms Prajakta Pawle (Manager) at evoting@nsdl.com

**Process for those shareholders whose email ids are not registered with the depositories for procuring user id and password and registration of e mail ids for e-voting for the resolutions set out in this notice:**

1. In case shares are held in physical mode please provide Folio No., Name of shareholder, scanned copy of the share certificate (front and back), PAN (self-attested scanned copy of PAN card), Aadhaar (self-attested scanned copy of Aadhaar Card) by email to share@superhouse.in (Company's email id).

2. In case shares are held in demat mode, please provide DPID-CLID (16 digit DPID + CLID or 16 digit beneficiary ID), Name, client master or copy of Consolidated Account statement, PAN (self-attested scanned copy of PAN card), Aadhaar (self-attested scanned copy of Aadhaar Card) to share@superhouse.in (Company's email id). If you are an Individual shareholders holding securities in demat mode, you are requested to refer to the login method explained at **step 1 (A) i.e. Login method for e-Voting for Individual shareholders holding securities in demat mode**.

3. Alternatively shareholder/members may send a request to evoting@nsdl.com for procuring user id and password for e-voting by providing above mentioned documents.

4. In terms of SEBI circular dated December 9, 2020 on e-Voting facility provided by Listed Companies, Individual shareholders holding securities in demat mode are allowed to vote through their demat account maintained with Depositories and Depository Participants. Shareholders are required to update their mobile number and email ID correctly in their demat account in order to access e-Voting facility.

**(Corporate Office) :**

219/3 & 4 'L' Block, Naveen Nagar, Kakadev, Kanpur 208025.

CIN : L24231UP1980PLC004910

**Approximate distance from :**

Kanpur Central Railway Station : 7.3 KM

Kanpur Innterstate Bus Station : 6.6 KM

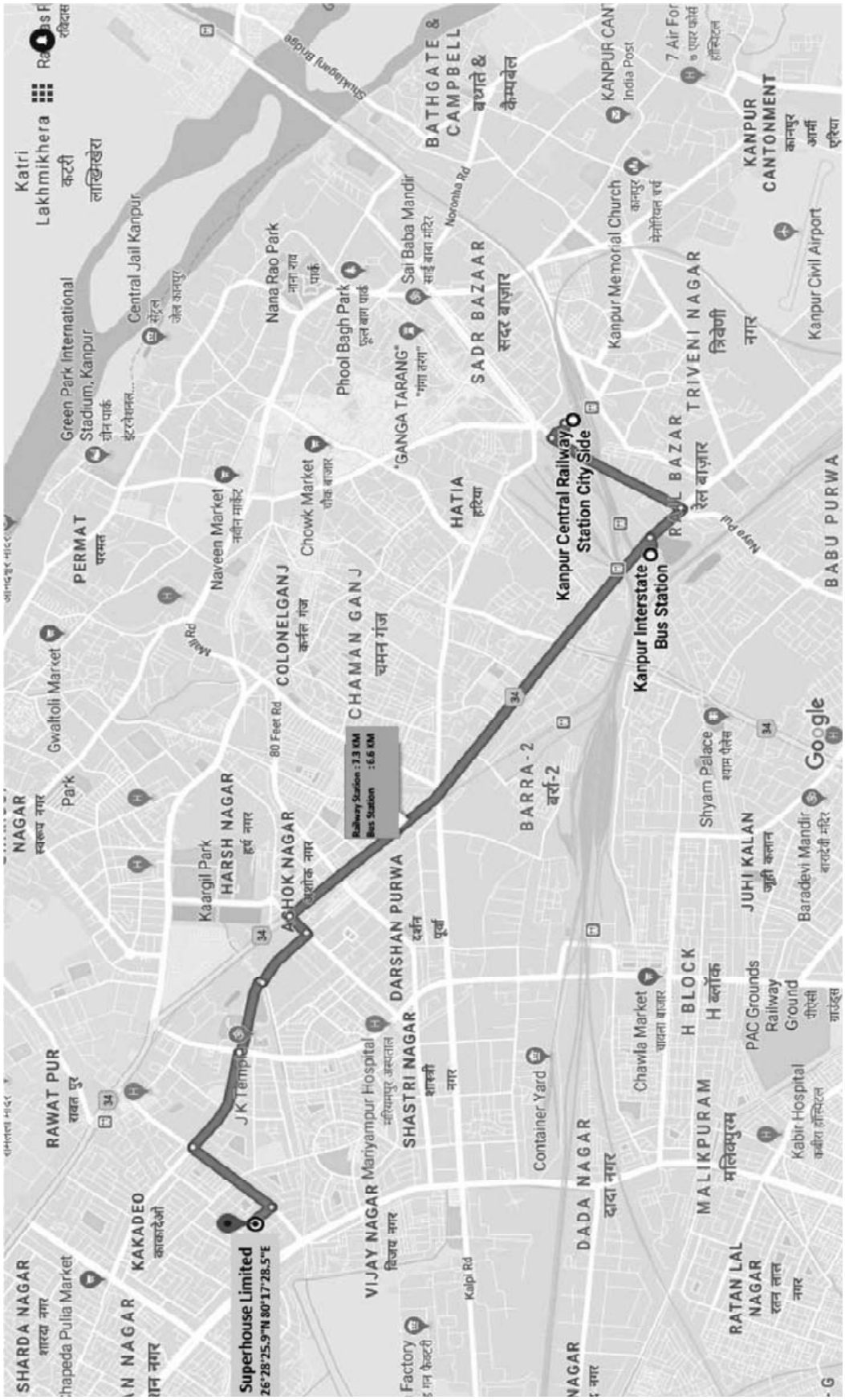

# Superhouse Limited

(A Government of India recognized Export Trading House)
Regd. Office: 150 Feet Road, Jajmau, Kanpur-208010 (India)
CIN: L24231UP1980PLC004910 Tel: 9956040004
email: share@superhouse.in url: http://www.superhouse.in

## Form No. MGT-11 PROXY FORM

[Pursuant to section 105(6) of the Companies Act, 2013 and Rule 19(3) of the Companies (Management and Administration) Rules, 2014]

| | |
|---|---|
| Name(s) | AWB No. |
| Address | Folio No/ Client ID |
| | DP ID |
| | No. of Shares |
| Email Id | |

I/we, being the member(s) of the above named company, hereby appoint:-

| | Proxy 1 or failing him | Proxy 2 or failing him | Proxy 3 |
|---|---|---|---|
| Name | | | |
| Address | | | |
| E-mail Id | | | |

as my/our proxy to attend and vote (on a poll) for me/us and on my/our behalf at the 46th Annual General Meeting of the company, to be held on the Wednesday the 30th September, 2026 at 10.00 A.M. at office of the Company at 219/3 & 4 `L' Block, Naveen Nagar, Kakadeo, Kanpur-208025 (U P) and at any adjournment thereof in respect of such resolutions as are indicated below:

Resolution No. All/

Signed this…….....day of September, 2026

Signature of shareholder

Name and Signature of Proxy holder(s)

Affix Revenue Stamp

Note: This form of proxy in order to be effective should be duly completed and deposited at the Registered Office of the Company, not less than 48 hours before the commencement of the Meeting.

## ATTENDANCE SLIP

I/We hereby record my/our presence at the 46th Annual General Meeting (AGM) of M/s Superhouse Limited being held on Wednesday the 30th September, 2026 at 10.00 A.M. at the office of the Company at 219/3 & 4 `L' Block, Naveen Nagar, Kakadeo, Kanpur-208025 (U.P).

Shareholder Name

…….....

Proxy Name

…….....

Signature

Shareholder/Proxy/Auth. Representative Signature

Notes: 1. Please fill this Attendance Slip and hand it over at the Registration Counter. 2. Shareholder/Proxy Holder/Authorized Representatives are requested to show their Photo ID proof for attending the meeting. 3. Authorized Representatives of Corporate members shall produce proper authorization issued in their favour. 4. This Attendance Slip is valid only in case shares are held as on the cut-off date. 5. The e-voting will commence on 26th September, 2026 (from 9.00 A.M.) and will close on 29th September, 2026 (5:00 P.M.). The voting module shall be disable by National Securities Depository Limited for voting after 5.00 PM on 29th September, 2026. 6. Valid Identity proof should be accompanied with this attendance slip.

## Tanneries

## Textile & Garments Units

## Footwear Units

LEGACY OF EXCELLENCE

**Superhouse Limited**

Corporate Office:
D-15 / B Site II, UPSIDC Industrial Area
Unnao - 209801, Uttar Pradesh, India

Website: www.superhousegreoup.com
Email: info@superhousegroup.com