



# Alkyl Amines Chemicals Limited

Reg. Office: 401-407, Nirman Vyapar Kendra, Plot No. 10, Sector 17, Vashi, Navi Mumbai - 400 703. INDIA  
Tel.: 022-6794 6600 • Fax: 022-6794 6666 • E-mail : alkyl@alkylamines.com • Web: www.alkylamines.com



June 9, 2026

To,

**BSE Limited**

P. J. Towers, Dalal Street,  
Mumbai - 400 001

**SCRIP CODE: 506767**

**The National Stock Exchange of India Limited**

Exchange Plaza, Bandra Kurla Complex,  
Bandra - (E), Mumbai - 400 051

**SYMBOL: ALKYLAMINE**

Dear Sir / Madam,

**Subject: Notice of the 46th Annual General Meeting and Annual Report - FY 2025-26**

This is with reference to our letter dated May 28, 2026, wherein the Company had informed that the 46th Annual General Meeting (AGM) of the Company is scheduled to be held on Friday, July 3, 2026 at 3:00 PM (IST) through video conferencing or other audio-visual means, in compliance with the provisions of the Companies Act, 2013, SEBI (Listing Obligations and Disclosure Requirements) Regulations, 2015, Circulars of Ministry of Corporate Affairs / Securities and Exchange Board of India.

Pursuant to Regulation 30 and 34 of the SEBI (Listing Obligations and Disclosure Requirements) Regulations, 2015, please find enclosed the Notice of 46th AGM and Annual Report of the Company for the financial year 2025-26.

In accordance with the aforesaid circulars, the Annual Report for the financial year 2025-26, including the Notice of AGM, is being sent today, i.e., June 9, 2026, through electronic mode to those Members whose e-mail addresses are registered with the Company's RTA or Depositories.

For Members who have not registered their e-mail address, a letter containing exact web-link of the website where details pertaining to the Annual Report for the financial year 2025-26 is hosted is being sent at the address registered in the records of RTA/Company/Depositories.

The Annual Report including Notice of the AGM of the Company for the financial year 2025-26 is uploaded on the Company's website at <https://alkylamines.com/wp-content/uploads/2026/06/Annual-Report-FY-2025-26.pdf>

Kindly take the same on your records.

Thanking you,

**For Alkyl Amines Chemicals Limited**

Chintamani Thatte  
General Manager (Legal) & Company Secretary  
& Compliance Officer

Encl.: As above



Alkyl Amines Chemicals Limited

**46<sup>TH</sup>  
ANNUAL  
REPORT**

**2025-26**



Responsible Care®  
OUR COMMITMENT TO SUSTAINABILITY

## FINANCIAL HIGHLIGHTS

₹ in lakhs

Year Ending	31.03.2022	31.03.2023	31.03.2024	31.03.2025	31.03.2026
Gross Revenue	1,71,043.22	1,86,515.06	1,60,057.63	1,74,197.96	<b>1,70,579.83</b>
Revenue Growth %	23.03%	9.05%	(14.19%)	8.83%	<b>(2.08%)</b>
Net Sales	1,52,360.60	1,65,689.33	1,41,899.86	1,54,819.61	<b>1,51,188.46</b>
EBIDTA	34,014.87	35,705.33	26,578.68	32,088.60	<b>31,629.58</b>
% EBIDTA to Gross Revenue	19.92%	19.14%	16.61%	18.42%	<b>18.54%</b>
EBIDTA Growth (%)	(22.00%)	4.97%	(25.56%)	20.73%	<b>(1.43%)</b>
Profit before Tax (₹)	30,211.47	30,855.87	20,246.80	24,864.18	<b>24,346.72</b>
PBT Growth (%)	(24.60%)	2.13%	(34.38%)	22.81%	<b>(2.08%)</b>
Profit After Tax (₹)	22,489.65	22,865.53	14,887.31	18,611.44	<b>17,999.91</b>
PAT Growth (%)	(23.85%)	1.67%	(34.89%)	25.02%	<b>(3.29%)</b>
Net Fixed Assets	77,159.27	1,07,118.72	1,12,479.81	1,09,641.64	<b>1,14,560.46</b>
Net Current Assets	20,966.22	14,646.77	21,544.12	38,495.97	<b>45,689.89</b>
Equity Share Capital	1,022.23	1,022.79	1,023.21	1,023.51	<b>1,023.66</b>
Reserve & Surplus (excl. Deferred Tax) / Other Equity	97,958.36	1,15,869.85	1,25,691.23	1,39,224.93	<b>1,52,313.18</b>
Book Value (₹)	193.80	228.75	247.87	274.26	<b>299.81</b>
Earning per Share - Basic (₹)	44.04	44.75	29.13	36.40	<b>35.20</b>
Earning per Share - Diluted (₹)	43.95	44.68	29.09	36.35	<b>35.15</b>
Equity Dividend (%)*	500%	500%	500%	500%	<b>500%</b>
Net Sales to Gross Fixed Assets (%)**	170.97%	162.25%	97.96%	105.15%	<b>100.02%</b>
Return on Capital Employed (%)	28.80%	23.76%	15.39%	16.69%	<b>14.98%</b>
Return on Net worth (%)	22.72%	19.56%	11.75%	13.27%	<b>11.74%</b>
PAT to Net Sales (%)	14.76%	13.80%	10.49%	12.02%	<b>11.91%</b>

\* Dividend percentage calculated after including Interim Dividend paid during year & proposed final dividend for current year.

\*\* For ratio of Net Sales to Gross Fixed Asset, Capital Work-in-Progress and Intangible Assets under development has not been considered.

## BOARD OF DIRECTORS

<b>Yogesh M. Kothari</b>	<i>Chairman &amp; Managing Director</i>
<b>Premal N. Kapadia</b>	<i>Non-Executive Director</i>
<b>Leja S. Hattiangadi</b>	<i>Independent Director</i>
<b>Chandrashekhar R. Gupte</b>	<i>Independent Director</i>
<b>Ravi B. Kapoor</b>	<i>Independent Director</i>
<b>Ashwin Ramanathan</b>	<i>Independent Director</i>
<b>Bhavna G. Doshi</b>	<i>Independent Director</i>
<b>Kirat M. Patel</b>	<i>Executive Director</i>
<b>Suneet Y. Kothari</b>	<i>Executive Director</i>
<b>Rakesh Goyal</b>	<i>Whole-time Director - Operations</i>

<b>Chintamani D. Thatte</b>	<i>General Manager (Legal) &amp; Company Secretary</i>
<b>Kanchan A. Shinde</b>	<i>Chief Financial Officer</i>

### Statutory Auditors

N. M. Raiji & Co.  
Chartered Accountants  
Mumbai

### Bankers

State Bank of India  
Axis Bank  
Standard Chartered Bank

### Registrar & Transfer Agents

MUFG Intime India Private Limited  
(Formerly Link Intime India Private Limited)  
C-101, Embassy 247, L B S Marg,  
Vikhroli (West), Mumbai - 400 083  
Tel No.: +91 8108116767 / +91 22 4918 6000 / 6270 | Fax : + 91 22 4918 6060  
Email : [investor.helpdesk@in.mpms.mufg.com](mailto:investor.helpdesk@in.mpms.mufg.com) | Website: [www.in.mpms.mufg.com](http://www.in.mpms.mufg.com)

### Registered Office :

401-407, Nirman Vyapar Kendra,  
Plot No. 10, Sector 17, Vashi,  
Navi Mumbai - 400 703  
Tel.: 022 6794 6600  
Fax : 022 6794 6666  
E-mail : [legal@alkylamines.com](mailto:legal@alkylamines.com)  
CIN: L99999MH1979PLC021796

### Manufacturing Sites :

**Patalganga Plant :**  
Plot No. A-7 & A-25,  
MIDC Patalganga Industrial Area,  
Dist. Raigad - 410 220  
Maharashtra

### Kurkumbh Plant :

Plot No. D-6/1 & D-6/2,  
MIDC Kurkumbh Industrial Area,  
Tal. Daund,  
Dist. Pune - 413802  
Maharashtra

### Dahej Plant :

Plot No. D-2/CH/149/2,  
GIDC Dahej-2 Industrial Area,  
Tal. Vagra,  
Dist. Bharuch - 392110  
Gujarat

## CONTENTS

Financial Highlights	Inside Front Cover	Balance Sheet	84
Corporate Information	1	Statement of Profit & Loss	85
Notice of AGM	2-10	Cash Flow Statement	86-87
Directors' Report	11-74	Statement of changes in Equity	88-89
Auditors' Report	75-83	Notes 1 to 63	90-131

## NOTICE OF ANNUAL GENERAL MEETING

**NOTICE** is hereby given that the 46<sup>th</sup> Annual General Meeting of **Alkyl Amines Chemicals Limited** will be held on Friday, July 3, 2026 at 3:00 PM IST through Video Conferencing (“VC”) / Other Audio-Visual Means (“OAVM”), to transact the following business:

### ORDINARY BUSINESS:

1. To consider and adopt the audited financial statements of the Company for the financial year ended March 31, 2026, together with the reports of the Board of Directors and Auditors thereon.
2. To declare dividend of ₹ 10/- per share on the face value of ₹ 2/- per share as recommended by the Board of Directors for the financial year ended March 31, 2026.
3. To appoint a Director in place of Mr. Premal N. Kapadia (DIN 00042090) who retires by rotation at ensuing Annual General Meeting and being eligible, offers himself for re-appointment.

### SPECIAL BUSINESS:

4. To consider and if thought fit, to pass with or without modification(s), the following Resolution as an **Ordinary Resolution**:

#### **Ratification of Remuneration to Cost Auditor**

“**RESOLVED THAT** pursuant to the provisions of Section 148 and other applicable provisions, if any, of the Companies Act, 2013, read with the Companies (Audit and Auditors) Rules, 2014, including any statutory modification(s) or re-enactment(s) thereof, for the time being in force, remuneration as set out in the Explanatory Statement annexed to this Notice to be paid to M/s. Manish Shukla & Associates, Cost Accountants, (Firm Registration No. 101891) appointed by the Board of Directors of the Company to conduct the audit of the cost records of the Company for the financial year ending March 31, 2027, be and is hereby ratified.

**RESOLVED FURTHER THAT** the Board of Directors of the Company be and is hereby authorized to do all acts and take all such steps as may be necessary to give effect to this resolution.”

### NOTES:

1. The Ministry of Corporate Affairs (“MCA”) vide its Circular No. 03/2025 dated September 22, 2025 read with Circular No.14/2020 dated April 8, 2020, Circular No.17/2020 dated April 13, 2020 and Circular No. 20/2020 dated May 5, 2020 (collectively referred to as “MCA Circulars”) has permitted the holding of the Annual General Meeting (AGM) through Video Conferencing (VC) or Other Audio Visual Means (OAVM), without physical presence of the Members at a common venue. Accordingly, in compliance with the provisions of the Companies Act, 2013, SEBI (Listing Obligations and Disclosure Requirements), Regulations, 2015 (“SEBI Listing Regulations”), MCA Circulars and the applicable SEBI Circular(s), the AGM of the members of the Company is being held through VC / OAVM. The deemed venue of the AGM will be the Registered Office of the Company.
2. An Explanatory Statement setting out all material facts relating to Special Business to be transacted at AGM at Item No.4 is annexed herewith. The Board of Directors have considered and decided to include Item No.4, as Special Business in the AGM, being unavoidable.
3. Pursuant to provisions of the Companies Act, 2013, a member entitled to attend and vote at the meeting is entitled to appoint a proxy to attend and vote instead of himself/herself and the proxy need not be a member of the company. Since this AGM is being held pursuant to the MCA Circulars and SEBI Listing Regulations through VC / OAVM, physical attendance of Members has been dispensed with. Accordingly, the facility for appointment of proxies by the Members will not be available for the AGM and hence the Proxy Form and Attendance Slip are not annexed to this Notice.
4. Members attending the AGM through VC / OAVM shall be counted for the purpose of reckoning the quorum under Section 103 of the Companies Act, 2013.
5. Since the AGM will be held through VC/ OAVM, the route map of the venue of the Meeting is not annexed hereto.
6. In compliance with the aforesaid MCA Circulars and SEBI Listing Regulations, Notice of the AGM along with the Annual Report 2025-26 is being sent only through electronic mode to those Members whose email addresses are registered with the Company / Depositories. Members may note that the Notice and Annual Report 2025-26 will also be available on the Company’s website at <https://alkylamines.com/investors-type/financials/>, websites of Stock Exchanges i.e. BSE Limited at <https://www.bseindia.com> and National Stock Exchange of India Limited at <https://www.nseindia.com> and on the website of National Securities Depository Limited (NSDL) at <https://www.evoting.nsdl.com>  
In compliance with SEBI Listing Regulations, a letter containing the web-link, including the exact path, where complete details of the Annual Report 2025-26 including notice of AGM is available is being dispatched to those shareholder(s) who have not registered their email address(es) either with the Company or with any Depository or MUFG Intime India Private Limited, Registrar & Share Transfer Agent (RTA) of the Company.
7. The Members, whose email address is not registered with the Company’s RTA or with their respective Depository Participant/s, and who wish to receive all the communication electronically from the Company, can get their email address registered by following the steps mentioned in Note no. 13.
8. The Company has fixed Friday, June 26, 2026 as the “Record Date” for determining entitlement of Members to dividend for the financial year ended March 31, 2026, if approved at the AGM. Register of members and Share Transfer Books will remain closed from Saturday, June 27, 2026 to Friday, July 3, 2026 (both days inclusive) for the purpose of AGM and dividend.

9. If the dividend as recommended by the Board of Directors, is approved at the AGM, payment of such dividend subject to deduction of tax at source will be made on or after Tuesday, July 14, 2026 as under:
  - a. To all Beneficial Owners in respect of shares held in dematerialized form as per the data as may be made available by the National Securities Depository Limited (“NSDL”) and the Central Depository Services (India) Limited (“CDSL”), collectively “Depositories”, as of end of day on Friday, June 26, 2026.
  - b. To all Members in respect of shares held in physical form after giving effect to valid transmission / transposition / name deletion requests lodged with the Company as of the close of business hours on Friday, June 26, 2026
10. Members seeking any information with regard to the accounts or any matter to be placed at the AGM, are requested to write to the Company on or before Saturday, June 27, 2026 through email on [legal@alkylamines.com](mailto:legal@alkylamines.com). The same will be replied by the Company suitably.
11. Investor Education and Protection Fund / Dividend
  - a. Members are requested to note that, dividends if not encashed for a consecutive period of 7 years from the date of transfer to Unpaid Dividend Account of the Company, are liable to be transferred to the Investor Education and Protection Fund (“IEPF”). Further, the shares in respect of such unclaimed dividends are also liable to be transferred to the demat account of the IEPF. Please note that pursuant to provisions of Sections 124, 125 of the Companies Act, 2013 all unclaimed/unpaid dividends up to 2017-18 have been transferred to the IEPF Account of Central Government. The Company has uploaded the details of unpaid and unclaimed amounts lying with the Company as on July 1, 2025 (date of last AGM) on the website of the Company at <https://alkylamines.com/investors-type/investor-center> as also on the website of the Ministry of Corporate Affairs at [www.mca.gov.in](http://www.mca.gov.in). Members are requested to claim their unpaid/unclaimed dividend pertaining to FY 2018–19 on or before September 13, 2026, failing which the corresponding dividend amount and shares, if applicable, shall be transferred to the IEPF in accordance with the provisions of the Companies Act, 2013.
  - b. 31,030 equity shares were transferred to IEPF during the financial year 2025-26, in compliance with section 124 of the Companies Act, 2013 read with Investor Education and Protection Fund (‘IEPF’) Authority (Accounting, Audit, Transfer and Refund) Rules, 2016, as amended from time to time.

Members whose dividend(s) and/or share(s) have been transferred to the IEPF may contact the Company’s RTA for issuance of an Entitlement Letter and thereafter file e-Form IEPF-5 along with the requisite documents on the IEPF Authority’s website ([www.iepf.gov.in](http://www.iepf.gov.in)) for claiming such dividend(s) and/or share(s). For further details, Members may refer to the Corporate Governance Report forming part of this Annual Report

12. We have been offering the facility of electronic credit of dividend directly to the respective bank accounts of our shareholders, through National Electronic Clearing Service (NECS) and National Automated Clearing House (NACH). Shareholders who would like to avail of the ECS facility (if not done earlier) are requested to communicate with Company’s RTA at [investor.helpdesk@in.mpms.mufg.com](mailto:investor.helpdesk@in.mpms.mufg.com). Kindly note that shareholders holding shares in dematerialized form would receive their dividend directly to the bank account nominated by them to their Depository Participant, as per SEBI directives.
13. Members are requested to intimate changes, if any, pertaining to their name, postal address, e-mail address, telephone/mobile numbers, Permanent Account Number (PAN), mandates, nominations, power of attorney, Bank details such as, name of the Bank and branch details, bank account number, MICR code, IFSC code, etc.:
  - a. For shares held in electronic form: to their Depository Participants (DPs)
  - b. For shares held in physical form: to the Company’s RTA in prescribed Form ISR-1 and other forms pursuant to SEBI Circular No. SEBI/HO/ MIRSD/MIRSD\_RTAMB/P/CIR/2021/655 dated November 3, 2021, as amended and Master Circular No. HO/38/13/(4)2026-MIRSD-POD/I/4298/2026 dated February 6, 2026. The relevant forms are available on the website of the Company at <https://alkylamines.com/investors-type/investor-center>

As per SEBI directives, with effect from November 18, 2025, payment of dividends shall be processed in electronic mode only. Payment through dividend warrant or cheque has been discontinued. Further, members are requested to note that payment of dividend to shareholders holding shares in physical forms shall be made only upon folio being KYC compliant i.e. PAN, contact details including mobile no., bank account details and specimen signature are registered with the RTA. Shareholders are therefore requested to update their bank details and ensure that their folios are KYC compliant.

14. SEBI has mandated the listed companies to process service requests such as Issue of duplicate securities certificate; claim from unclaimed suspense account; renewal/exchange of securities certificate; endorsement; sub-division/splitting of securities certificate; consolidation of securities certificates/folios; transmission and transposition for issue of securities in dematerialized form only, subject to folio being KYC compliant. Accordingly, Members are requested to submit duly filled and signed Form ISR-4 alongwith other documents as prescribed to the Company’s RTA, the format of which is available on the Company’s website at <https://alkylamines.com/investors-type/investor-center>

Further, with effect from April 2, 2026, SEBI has dispensed with the requirement of issuance of a Letter of Confirmation (LOC) by the Company’s RTA while processing above service requests. Accordingly, shares shall be credited directly to the shareholder’s demat account upon submission of valid demat account details along with the latest Client Master List.

Members holding shares in physical form are requested to dematerialize their holdings to eliminate risks associated with physical shares and to avail the benefits of dematerialization. Members may contact the Company’s RTA for assistance in this regard.

15. Members holding shares in the same name under multiple folios are requested to apply for consolidation of such folios by submitting Form ISR-4, along with the requisite KYC documents and original share certificates, to the Company's RTA. Pursuant to SEBI requirements, shares arising out of such consolidation will be issued/credited only in dematerialised form.
16. The facility for making nomination is available for the Members in respect of the shares held by them. Members holding shares in physical form and who have not yet registered their nomination are requested to register the same by submitting Form SH-13 with the Company's RTA. If a Member desires to opt out or cancel the earlier nomination and record a fresh nomination, the Members may submit the same in Form ISR-3 or SH-14 as the case may be. The said forms can be downloaded from the Company's website at <https://alkylamines.com/investors-type/investor-center>. Members holding shares in dematerialized form are requested to register their nomination details with their DPs
17. SEBI has introduced an Online Dispute Resolution ("ODR") mechanism through the SMART ODR Portal for resolution of disputes in the Indian Securities Market. After exhausting the options to resolve grievances directly with the Company/RTA and through the SCORES platform, investors may initiate dispute resolution through the SMART ODR Portal at [smartodr.in/login](https://smartodr.in/login). The relevant SEBI Circular in this regard is available on the Company's website at: <https://alkylamines.com/investors-type/investor-center/>
18. SEBI has simplified the process and reduced the documentation requirements for issuance of duplicate share certificate, which shall be issued only in dematerialized form. The documents required for issuance of duplicate share certificate are as under:
  - Value up to ₹ 10,000 – Undertaking on plain paper.
  - Value above ₹ 10,000 and up to ₹ 10,00,000 – Affidavit-cum-Indemnity Bond on a non-judicial stamp paper of appropriate value.
  - Value above ₹ 10,00,000 – Affidavit-cum-Indemnity Bond on a non-judicial stamp paper of appropriate value along with FIR / Police Complaint.

In addition to the aforesaid documents, shareholders shall also be required to submit such other documents/information as may be prescribed by SEBI from time to time and under the provisions of the Companies Act, 2013, while submitting requests to Company's RTA for issuance of duplicate share certificate.

19. MUFG Intime India Private Limited, Company's RTA has developed a platform "SWAYAM" which is a secure, user-friendly web-based application that empowers shareholders to effortlessly access various services. We request you to get registered and have first-hand experience of the portal.

This application can be accessed at <https://swayam.in.mpms.mufg.com/>. Following are the some of the features of application:

- Effective Resolution of Service Request - Generate and Track Service Requests/Complaints through SWAYAM.
  - Track Corporate Actions like Dividend/Interest/Bonus/split.
  - PAN-based investments - Provides access to linked PAN accounts, Company wise holdings and security valuations.
  - Effortlessly Raise request for Unpaid Amounts.
  - Self-service portal – for securities held in demat mode and physical securities, whose folios are KYC compliant.
  - Statements - View entire holdings and status of corporate benefits.
  - Two-factor authentication (2FA) at Login - Enhances security for investors
20. In case of joint holders, the member whose name appears as the first holder in the order of names as per the Register of Members of the Company will be entitled to vote during the AGM.
  21. The members may note that the Company's Equity Shares are listed on the BSE Limited and the National Stock Exchange Limited and the listing fees to the stock exchanges have been paid.
  22. Pursuant to the mandate of SEBI, a special window was opened from July 7, 2025 to January 6, 2026 for re-lodgement of transfer deeds lodged prior to April 1, 2019 and rejected/returned due to deficiencies in documentation. Further, another special window has been opened from February 5, 2026 to February 4, 2027 for transfer and dematerialization of physical shares sold/purchased prior to April 1, 2019, including cases earlier rejected/returned/not attended due to deficiencies in documents/processes. Shares transferred under this mechanism shall be credited only in dematerialized form and shall remain under lock-in for a period of one year, during which they cannot be transferred, lien-marked, or pledged. Accordingly, shareholders are requested to avail this opportunity by submitting the duly executed transfer deed(s), original share certificate(s), and other requisite documents to the Company's RTA. For any assistance, shareholders may write to the Company at [legal@alkylamines.com](mailto:legal@alkylamines.com).
  23. Pursuant to the Ministry of Corporate Affairs (MCA) advisory dated July 16, 2025, the Company had conducted a 100 Days Campaign titled "Saksham Niveshak" from July 28, 2025 to November 6, 2025 for shareholders having unclaimed dividends/shares or pending KYC updation. Further, companies have been directed to conduct a second 100 Days Campaign titled "Saksham Niveshak" from April 1, 2026 to July 9, 2026 for proactive shareholder engagement, timely processing of dividend claims, and outreach to shareholders having unclaimed dividends/shares, with a view to preventing transfer thereof to the IEPF. Shareholders may contact the Company's RTA for any assistance in this regard and may write to the Company at [legal@alkylamines.com](mailto:legal@alkylamines.com) for further information on the campaign.

24. Pursuant to the provisions of Finance Act 2020, dividend income will be taxable in the hands of shareholders w.e.f. April 1, 2020 and the Company is required to deduct tax at source from dividend paid to shareholders at the prescribed rates. For the prescribed rates for various categories, the shareholders are requested to refer to the Finance Act, 2020 and amendments thereof. The shareholders are requested to update their PAN with the Company's RTA (in case of shares held in physical mode) and with relevant depository participant (in case of shares held in demat mode)

A Resident individual shareholder with PAN and who is not liable to pay income tax can submit a yearly declaration in Form 121 (replacing earlier Form 15G/15H), to avail the benefit of non-deduction of tax at source by clicking on the link <https://web.in.mpms.mufg.com/formsreg/submission-of-Form-121-41.html> on or before Saturday, June 27, 2026. Shareholders are requested to note that in case their PAN is not registered, the tax will be deducted at a higher rate prescribed under relevant sections of Income Tax Act, 2025, as may be applicable.

Non-resident shareholders can avail beneficial rates under tax treaty between India and their country of residence, subject to providing necessary documents i.e. Income Tax Return filed in India, No Permanent Establishment and Beneficial Ownership Declaration, Tax Residency Certificate, Form 41 (replacing earlier Form 10F) and any other document which may be required to avail the tax treaty benefits by submitting these declarations / documents on the link <https://web.in.mpms.mufg.com/formsreg/submission-of-Form-121-41.html>. The aforesaid declarations and documents need to be submitted by shareholders latest by Saturday, June 27, 2026.

25. Your attention is invited on the Companies (Significant Beneficial Ownership) amendment Rules, 2019 as amended from time to time, issued by the Ministry of Corporate Affairs on February 8, 2019. As per said amended rules, a person is considered as a Significant Beneficial Owner if he/she, whether acting alone, together or through one or more individuals or trust holds a beneficial interest of at least 10%. The beneficial interest could be in the form of a company's shares or the right to exercise significant influence or control over the company. If any Shareholder is holding shares in the Company on behalf of other or fulfilling the criteria, the shareholder is required to give a declaration specifying the nature of his/her interest and other essential particulars in the prescribed manner and within the permitted time frame.
26. Members of the Company had approved the appointment of M/s. N.M. Raiji & Co., Chartered Accountants, Mumbai as Statutory Auditors at the 42nd AGM of the Company held on August 1, 2022, for a second term of 5 consecutive years till the conclusion of 47th AGM of the Company. Accordingly, M/s. N.M. Raiji & Co., shall continue to be the Statutory Auditors of the Company for the F.Y. 2026-27. Hence, approval of the members is not being sought for their re-appointment.

## 27. INSTRUCTIONS FOR E-VOTING AND JOINING THE AGM THROUGH VC/OAVM ARE AS FOLLOWS

### A. VOTING THROUGH ELECTRONIC MEANS

- I. In compliance with the provisions of Section 108 of the Companies Act, 2013 read with Rule 20 of the Companies (Management and Administration) Rules, 2014, as amended from time to time, and Regulation 44 of the SEBI Listing Regulations, the Members are being provided with the facility to cast their vote electronically, through the e-voting services provided by NSDL, on all the resolutions set forth in this Notice. The instructions for e-voting are given herein below.
- II. The remote e-voting period commences on Tuesday, June 30, 2026 (9:00 a.m. IST) and ends on Thursday, July 2, 2026 (5:00 p.m. IST). During this period, Members holding shares either in physical form or in dematerialized form, as on Friday, June 26, 2026 i.e. cut-off date, may cast their vote electronically. The e-voting module shall be disabled by NSDL for voting thereafter.
- III. Those Members, who will be present in the AGM through VC / OAVM facility and have not cast their vote on the Resolutions through remote e-voting and are otherwise not barred from doing so, shall be eligible to vote through e-voting system during the AGM. The members who have cast their vote by remote e-voting prior to the AGM may also attend / participate in the AGM through VC / OAVM but shall not be entitled to cast their vote again. The voting rights of members shall be in proportion to their shares of the paid up equity share capital of the Company as on the cut-off date i.e. June 26, 2026.
- IV. Any person holding shares in physical form and non-individual shareholders, who acquire shares of the Company and becomes member of the Company after the notice is sent through e-mail and holding shares as on the cut-off date, may obtain the login ID and password by sending a request at [evoting@nsdl.com](mailto:evoting@nsdl.com). However, if you are already registered with NSDL for remote e-voting, then you can use your existing user ID and password for casting your vote. If you have forgotten your password, you can reset your password by using "Forgot User Details/Password" or "Physical User Reset Password" option available on [www.evoting.nsdl.com](http://www.evoting.nsdl.com) or call on 022 – 48867000.

In case of Individual Shareholders holding securities in demat mode who acquires shares of the Company and become a Member of the Company after sending of the Notice and holding shares as on the cut-off date, may follow steps mentioned in the Notice of the AGM under "Access to NSDL e-Voting system".

- V. The Company has appointed Mr. Prashant S. Mehta, Practising Company Secretary (Membership No. A5814), as the Scrutinizer to scrutinize the voting during AGM and remote e-voting process in a fair and transparent manner.
- VI. The details of the process and manner for remote e-voting are explained herein below:

Step 1: Access to NSDL e-Voting system





Step 2: Cast your vote electronically and join General Meeting on NSDL e-Voting system.

**Step 1: Access to NSDL e-Voting system**

**A) Login method for e-Voting and joining virtual meeting for Individual shareholders holding securities in demat mode**

In terms of SEBI circular dated December 9, 2020 on e-Voting facility provided by Listed Companies, Individual shareholders holding securities in demat mode are allowed to vote through their demat account maintained with Depositories and Depository Participants. Shareholders are advised to update their mobile number and email Id in their demat accounts in order to access e-Voting facility.

Login method for Individual shareholders holding securities in demat mode is given below:

Type of shareholders	Login Method
<p>Individual Shareholders holding securities in demat mode with NSDL</p>	<ol style="list-style-type: none"> <li>For OTP based login you can click on <a href="https://eservices.nsdl.com/SecureWeb/evoting/evotinglogin.jsp">https://eservices.nsdl.com/SecureWeb/evoting/evotinglogin.jsp</a>. You will have to enter your 8-digit DP ID, 8-digit Client Id, PAN No., Verification code and generate OTP. Enter the OTP received on registered email id/mobile number and click on login. After successful authentication, you will be redirected to NSDL Depository site wherein you can see e-Voting page. Click on company name or e-Voting service provider i.e. NSDL and you will be redirected to e-Voting website of NSDL for casting your vote during the remote e-Voting period or joining virtual meeting &amp; voting during the meeting.</li> <li>Existing IDeAS user can visit the e-Services website of NSDL Viz. <a href="https://eservices.nsdl.com">https://eservices.nsdl.com</a> either on a Personal Computer or on a mobile. On the e-Services home page click on the “Beneficial Owner” icon under “Login” which is available under ‘IDeAS’ section, this will prompt you to enter your existing User ID and Password. After successful authentication, you will be able to see e-Voting services under Value added services. Click on “Access to e-Voting” under e-Voting services and you will be able to see e-Voting page. Click on company name or e-Voting service provider i.e. NSDL and you will be re-directed to e-Voting website of NSDL for casting your vote during the remote e-Voting period or joining virtual meeting and voting during the meeting.</li> <li>If you are not registered for IDeAS e-Services, option to register is available at <a href="https://eservices.nsdl.com">https://eservices.nsdl.com</a>. Select “Register Online for IDeAS Portal” or click at <a href="https://eservices.nsdl.com/SecureWeb/IdeasDirectReg.jsp">https://eservices.nsdl.com/SecureWeb/IdeasDirectReg.jsp</a></li> <li>Visit the e-Voting website of NSDL. Open web browser by typing the following URL: <a href="https://www.evoting.nsdl.com/">https://www.evoting.nsdl.com/</a> either on a Personal Computer or on a mobile. Once the home page of e-Voting system is launched, click on the icon “Login” which is available under ‘Shareholder/Member’ section. A new screen will open. You will have to enter your User ID (i.e. your sixteen digit demat account number held with NSDL), Password/OTP and a Verification Code as shown on the screen. After successful authentication, you will be redirected to NSDL Depository site wherein you can see e-Voting page. Click on company name or e-Voting service provider i.e. NSDL and you will be redirected to e-Voting website of NSDL for casting your vote during the remote e-Voting period or joining virtual meeting and voting during the meeting.</li> <li>Shareholders/Members can also download NSDL Mobile App “NSDL Speede” facility by scanning the QR code mentioned below for seamless voting experience.</li> </ol> <p style="text-align: center;"><b>NSDL Mobile App is available on</b></p> <div style="display: flex; justify-content: center; gap: 20px;">   </div> <div style="display: flex; justify-content: center; gap: 20px; margin-top: 10px;">   </div>
<p>Individual Shareholders holding securities in demat mode with CDSL</p>	<ol style="list-style-type: none"> <li>Users who have opted for CDSL Easi / Easiest facility, can login through their existing user id and password. Option will be made available to reach e-Voting page without any further authentication. The users to login Easi /Easiest are requested to visit CDSL website <a href="http://www.cdslindia.com">www.cdslindia.com</a> and click on login icon &amp; New System Myeasi Tab and then user your existing Myeasi username &amp; password.</li> <li>After successful login, the Easi / Easiest user will be able to see the e-Voting option for eligible companies where the evoting is in progress as per the information provided by company. On clicking the evoting option, the user will be able to see e-Voting page of the e-Voting service provider for casting your vote during the remote e-Voting period. Additionally, there is also link provided to access the system of all e-Voting Service Providers, so that the user can visit the e-Voting service providers’ website directly.</li> <li>If the user is not registered for Easi/Easiest, option to register is available at CDSL website at <a href="http://www.cdslindia.com">www.cdslindia.com</a> and click on login &amp; New System Myeasi Tab and then click on registration option.</li> <li>Alternatively, the user can directly access e-Voting page by providing Demat Account Number and PAN No. from a e-Voting link available on <a href="http://www.cdslindia.com">www.cdslindia.com</a> home page. The system will authenticate the user by sending OTP on registered Mobile &amp; Email as recorded in the Demat Account. After successful authentication, user will be able to see the e-Voting option where the evoting is in progress and also able to directly access the system of all e-Voting Service Providers.</li> </ol>

Individual Shareholders (holding securities in demat mode) login through their depository participants	You can also login using the login credentials of your demat account through your Depository Participant registered with NSDL/CDSL for e-Voting facility. Upon logging in, you will be able to see e-Voting option. Click on e-Voting option, you will be redirected to NSDL/CDSL Depository site after successful authentication, wherein you can see e-Voting feature. Click on company name or e-Voting service provider i.e. NSDL and you will be redirected to e-Voting website of NSDL for casting your vote during the remote e-Voting period or joining meeting and voting during the meeting.
--	--

**Important note:** Members who are unable to retrieve User ID / Password are advised to use Forget User ID and Forget Password option available at abovementioned website.

**Helpdesk for Individual Shareholders holding securities in demat mode for any technical issues related to login through Depository i.e. NSDL and CDSL**

Login type	Helpdesk details
Individual Shareholders holding securities in demat mode with NSDL	Members facing any technical issue in login can contact NSDL helpdesk by sending a request at <a href="mailto:evoting@nsdl.com">evoting@nsdl.com</a> or call at 022-4886 7000
Individual Shareholders holding securities in demat mode with CDSL	Members facing any technical issue in login can contact CDSL helpdesk by sending a request at <a href="mailto:helpdesk.evoting@cdslindia.com">helpdesk.evoting@cdslindia.com</a> or contact at toll free no. 1800-21-09911

**B) Login Method for e-Voting and joining virtual meeting for shareholders other than Individual shareholders holding securities in demat mode and shareholders holding securities in physical mode.**

**How to Log-in to NSDL e-Voting website?**

- Visit the e-Voting website of NSDL. Open web browser by typing the following URL: <https://www.evoting.nsdl.com/> either on a Personal Computer or on a mobile.
- Once the home page of e-Voting system is launched, click on the icon “Login” which is available under ‘Shareholder/Member’ section.
- A new screen will open. You will have to enter your User ID, your Password/OTP and a Verification Code as shown on the screen.

Alternatively, if you are registered for NSDL e-services i.e. IDEAS, you can log-in at <https://eservices.nsdl.com/> with your existing IDEAS login. Once you log-in to NSDL eservices after using your log-in credentials, click on e-Voting and you can proceed to Step 2 i.e. Cast your vote electronically.

- Your User ID details are given below:

Manner of holding shares i.e. Demat (NSDL or CDSL) or Physical	Your User ID is:
a) For Members who hold shares in demat account with NSDL	8 Character DP ID followed by 8 Digit Client ID For example, if your DP ID is IN300*** and Client ID is 12***** then your user ID is IN300***12*****
b) For Members who hold shares in demat account with CDSL	16 Digit Beneficiary ID For example, if your Beneficiary ID is 12***** then your user ID is 12*****
c) For Members holding shares in Physical Form	EVEN Number followed by Folio Number registered with the company For example, if folio number is 001*** and EVEN is 101456 then user ID is 101456001***

- Password details for shareholders other than Individual shareholders are given below:
  - If you are already registered for e-Voting, then you can user your existing password to login and cast your vote.
  - If you are using NSDL e-Voting system for the first time, you will need to retrieve the ‘initial password’ which was communicated to you. Once you retrieve your ‘initial password’, you need to enter the ‘initial password’ and the system will force you to change your password.
  - How to retrieve your ‘initial password’?
    - If your email ID is registered in your demat account or with the company, your ‘initial password’ is communicated to you on your email ID. Trace the email sent to you from NSDL from your mailbox. Open the email and open the attachment i.e. a .pdf file. Open the .pdf file. The password to open the .pdf file is your 8-digit client ID for NSDL account, last 8 digits of client ID for CDSL account or folio number for shares held in physical form. The .pdf file contains your ‘User ID’ and your ‘initial password’
    - If your e-mail ID is not registered, please follow steps mentioned below in process for those shareholders whose e-mail ids are not registered.

6. If you are unable to retrieve or have not received the “Initial password” or have forgotten your password:
  - a) Click on “Forgot User Details/Password?” (If you are holding shares in your demat account with NSDL or CDSL) option available on [www.evoting.nsdl.com](http://www.evoting.nsdl.com)
  - b) Physical User Reset Password?” (If you are holding shares in physical mode) option available on [www.evoting.nsdl.com](http://www.evoting.nsdl.com)
  - c) If you are still unable to get the password by aforesaid two options, you can send a request at [evoting@nsdl.com](mailto:evoting@nsdl.com) mentioning your demat account number/folio number, your PAN, your name and your registered address etc.
  - d) Members can also use the OTP (One Time Password) based login for casting the votes on the e-Voting system of NSDL
7. After entering your password, tick on Agree to “Terms and Conditions” by selecting on the check box.
8. Now, you will have to click on “Login” button.
9. After you click on the “Login” button, Home page of e-Voting will open.

### Step 2: Cast your vote electronically and join General Meeting on NSDL e-Voting system

How to cast your vote electronically and join General Meeting on NSDL e-Voting system?

1. After successful login at Step 1, you will be able to see all the companies “EVEN” in which you are holding shares and whose voting cycle and General Meeting is in active status.
2. Select “EVEN” of company for which you wish to cast your vote during the remote e-Voting period and casting your vote during the General Meeting. For joining virtual meeting, you need to click on “VC/OAVM” link placed under “Join Meeting”. “EVEN” of the Company is 139604.
3. Now you are ready for e-Voting as the Voting page opens.
4. Cast your vote by selecting appropriate options i.e. assent or dissent, verify/modify the number of shares for which you wish to cast your vote and click on “Submit” and also “Confirm” when prompted.
5. Upon confirmation, the message “Vote cast successfully” will be displayed.
6. You can also take the printout of the votes cast by you by clicking on the print option on the confirmation page.
7. Once you confirm your vote on the resolution, you will not be allowed to modify your vote.

### THE PROCEDURE FOR E-VOTING ON THE DAY OF THE AGM IS SAME AS THE INSTRUCTIONS MENTIONED ABOVE FOR REMOTE E-VOTING

#### General Guidelines for shareholders

1. Institutional shareholders (i.e. other than individuals, HUF, NRI etc.) are required to send scanned copy (PDF/JPG Format) of the relevant Board Resolution / Authority letter etc. with attested specimen signature of the duly authorized signatory(ies) who are authorized to vote, to the Scrutinizer by e-mail to [acs.pmehta@gmail.com](mailto:acs.pmehta@gmail.com) with a copy marked to [evoting@nsdl.com](mailto:evoting@nsdl.com). Institutional shareholders (i.e. other than individuals, HUF, NRI etc.) can also upload their Board Resolution / Power of Attorney / Authority Letter etc. by clicking on “Upload Board Resolution / Authority Letter” displayed under “e-Voting” tab in their login.
2. It is strongly recommended not to share your password with any other person and take utmost care to keep your password confidential. Login to the e-voting website will be disabled upon five unsuccessful attempts to key in the correct password. In such an event, you will need to go through the “Forgot User Details/Password?” or “Physical User Reset Password?” option available on [www.evoting.nsdl.com](http://www.evoting.nsdl.com) to reset the password.
3. In case of any queries, you may refer the Frequently Asked Questions (FAQs) for Shareholders and e-voting user manual for Shareholders available at the download section of [www.evoting.nsdl.com](http://www.evoting.nsdl.com) or call on toll free no.: 022-4886 7000 or send a request to Mr. Sanjeev Yadav – Assistant Manager or Ms. Pallavi Mhatre – Senior Manager, NSDL at [evoting@nsdl.com](mailto:evoting@nsdl.com)

#### Process for those shareholders whose e-mail ids are not registered with the depositories for procuring user id and password and registration of e-mail ids for e-voting for the resolutions set out in this notice:

1. In case shares are held in physical mode please provide Folio No., Name of shareholder, scanned copy of the share certificate (front and back), PAN (self-attested scanned copy of PAN card), AADHAR (self-attested scanned copy of Aadhar Card) by email to [legal@alkylamines.com](mailto:legal@alkylamines.com)
2. In case shares are held in demat mode, please provide DPID-CLID (16 digit DPID + CLID or 16-digit beneficiary ID), Name, client master or copy of Consolidated Account statement, PAN (self-attested scanned copy of PAN card), AADHAR (self-attested scanned copy of Aadhar Card) to [legal@alkylamines.com](mailto:legal@alkylamines.com). If you are an Individual shareholders holding securities in demat mode, you are requested to refer to the login method explained at step 1 (A) i.e. Login method for e-Voting and joining virtual meeting for Individual shareholders holding securities in demat mode.
3. Alternatively, shareholder/members may send a request to [evoting@nsdl.com](mailto:evoting@nsdl.com) for procuring user id and password for e-voting by providing above mentioned documents.

**B. Instructions for Members for attending the AGM through VC/OAVM are as under:**

1. Member will be provided with a facility to attend the AGM through VC/OAVM through the NSDL e-Voting system. Members may access the facility by following the steps mentioned above for **Access to NSDL e-Voting system**. After successful login, you can see link of “VC/OAVM link” placed under “**Join meeting**” menu against company name. You are requested to click on VC/OAVM link placed under Join Meeting menu. The link for VC/OAVM will be available in Shareholder/Member login where the EVEN of Company will be displayed. Please note that the members who do not have the User ID and Password for e-Voting or have forgotten the User ID and Password may retrieve the same by following the remote e-Voting instructions mentioned in the notice to avoid last minute rush.
  2. Facility of joining the AGM through VC/OAVM shall open 30 minutes before the time scheduled for the AGM and will be available for Members on a first come first served basis.
  3. Members who need assistance before or during the AGM, can contact NSDL on [evoting@nsdl.com](mailto:evoting@nsdl.com) / toll free number 022-4886 7000 or contact Mr. Sanjeev Yadav – Assistant Manager - NSDL at [evoting@nsdl.com](mailto:evoting@nsdl.com)
  4. Members are encouraged to join the Meeting through Laptops for better experience. Further, members will be required to allow camera and use Internet with a good speed to avoid any disturbance during the meeting.
  5. Please note that Participants Connecting from Mobile Devices or Tablets or through Laptop connecting via Mobile Hotspot may experience Audio/Video loss due to fluctuation in their respective network. It is therefore recommended to use Stable Wi-Fi or LAN Connection to mitigate any kind of aforesaid glitches.
  6. Members who would like to express their views or ask questions during the AGM may register themselves as a speaker by sending their request from their registered email address mentioning their name, DP ID and Client ID/folio number, PAN, mobile number at [legal@alkylamines.com](mailto:legal@alkylamines.com) from Thursday, June 25, 2026 (9:00 a.m. IST) to Saturday, June 27, 2026 (5:00 p.m. IST). Those Members who have registered themselves as a speaker will only be allowed to express their views/ask questions during the AGM. The Company reserves the right to restrict the number of speakers depending on the availability of time for the AGM for smooth conduct of the AGM.
28. The Scrutinizer shall, immediately after the conclusion of voting at the AGM, first count the votes cast during the AGM, thereafter unblock the votes cast through remote e-voting and make, not later than 48 hours of conclusion of the AGM, a consolidated Scrutinizer’s Report of the total votes cast in favour or against, if any, to the Chairman or a person authorised by him in writing, who shall countersign the same. The results declared along with the Scrutinizer’s Report shall be placed on the Company’s website [www.alkylamines.com](http://www.alkylamines.com) and on the website of NSDL at [www.evoting.nsdl.com](http://www.evoting.nsdl.com) within two (2) working days of passing of the resolutions at the AGM of the Company and communicated to the BSE Limited and National Stock Exchange of India Limited.

By order of the Board  
For Alkyl Amines Chemicals Limited

**CS Chintamani D. Thatte**  
General Manager (Legal)  
& Company Secretary

**Registered Office:**

401-407, Nirman Vyapar Kendra,  
Plot No. 10, Sector 17,  
Vashi, Navi Mumbai 400 703  
CIN: L99999MH1979PLC021796

Date: May 5, 2026

## ANNEXURE TO THE NOTICE

### I. ITEM NO. 3: DETAILS OF MR. PREMAL N. KAPADIA, NON-EXECUTIVE NON-INDEPENDENT DIRECTOR SEEKING RE-APPOINTMENT AS REQUIRED UNDER REGULATION 36 OF THE SEBI LISTING REGULATIONS:

In terms of provisions of the Companies Act, 2013, Mr. Premal N. Kapadia, shall retire by rotation, at the ensuing 46th Annual General Meeting and being eligible offers himself for re-appointment.

Mr. Premal N. Kapadia, aged 77 years, B.Sc. (Mumbai University), B.S. (USA) and M.S. Engg. (USA), has vast experience in Industry and Business Management. He joined the Board of Directors of the Company in July, 1999.

He holds Directorships and memberships of Committees of following Companies:

- 1) Harshadray Private Limited (Director & Member)
- 2) TUV India Private Limited (Director & Member)
- 3) Kaira Can Company Limited (Director & Member), Chairman – CSR Committee
- 4) TKIL Industries Private Limited (Director & Member)
- 5) Nimco Rata Iron Ore & Minerals Exports Private Limited (Director & Member)
- 6) Sujata Resources Private Limited (Director & Member)
- 7) Clarity Solutions Private Limited (Director & Member)
- 8) Protos Engineering Company Private Limited (Director & Member)
- 9) Lucror Analytics Pte. Limited., Singapore. (Director & member)
- 10) Ashtapad International FZE, UAE. (Director)
- 11) Disruptiv Exchange Pte. Limited, Singapore. (Director)
- 12) Sujata Enterprises, Mumbai (Partner)
- 13) Sukripa International Services LLP, Mumbai (Partner)

He is a member of the Company's Audit Committee and does not hold any shares in the Company. He is not related to any Director of the Company. During the financial year 2025–26, he attended three out of the five Board Meetings held, and he has not resigned from any listed entity in the past three years.

The Board considers that his association would be of immense benefit to the Company and it is desirable to avail of his services as a Director. The Board recommends the Resolutions as set out in Item No. 3 of the Notice for approval of the Members.

Except Mr. Premal N. Kapadia, being appointee, none of the Directors or Key Managerial Personnel of the Company and their relatives is concerned or interested financially or otherwise in the Resolutions as set out in Item No. 3 of the Notice.

This Explanatory Statement together with the accompanying Notice may also be regarded as a disclosure under SEBI Listing Regulations and Secretarial Standard on General Meetings (SS-2) of ICSI.

### II. EXPLANATORY STATEMENT IN RESPECT OF THE SPECIAL BUSINESS PURSUANT TO SECTION 102 OF THE COMPANIES ACT, 2013 ITEM NO. 4

The Board of Directors at their meeting held on May 5, 2026 has appointed M/s. Manish Shukla & Associates, Cost Accountants, (Regn No. 101891) as Cost Auditors to conduct cost audit for the financial year ending March 31, 2027. The remuneration as recommended by the Audit Committee and approved by the Board of Directors is ₹2,00,000/- (exclusive of GST) plus out-of-pocket expenses. The members are requested to pass the resolution for ratification of remuneration payable to M/s. Manish Shukla & associates, as set out at Item No. 4 of the Notice.

None of the Directors or Key Managerial Personnel of the Company and their relatives, are concerned or interested, financially or otherwise, in the resolution set out at item no.4 of the Notice. The Board recommends the ordinary resolution set out at Item No. 4 of the Notice for approval by the Members.

This Explanatory Statement together with the accompanying Notice may also be regarded as a disclosure under SEBI Listing Regulations and Secretarial Standard on General Meetings (SS-2) of ICSI.

By order of the Board  
For Alkyl Amines Chemicals Limited

**CS Chintamani D. Thatte**  
General Manager (Legal)  
& Company Secretary

#### Registered Office:

401-407, Nirman Vyapar Kendra,  
Plot No. 10, Sector 17,  
Vashi, Navi Mumbai 400 703.  
CIN: L99999MH1979PLC021796

Date: May 5, 2026

## DIRECTORS' REPORT TO THE MEMBERS

**Dear Shareholders,**

Your directors take pleasure in presenting the 46<sup>th</sup> Annual Report on the business and operations of your Company together with Audited Financial Statements for the financial year ended March 31, 2026.

### 1. FINANCIAL RESULTS:

The financial performance of your Company is as summarized below for the financial year under review:

Particulars	2025-26 ₹ in lakhs	2024-25 ₹ in lakhs
Revenue from operations	1,53,586	1,57,182
Other Income	3,165	2,980
Total Income	1,56,751	1,60,162
Profit before interest, depreciation & taxation	31,630	32,089
Interest & financial expenses	117	101
Depreciation	7,166	7,124
Profit before exceptional item	24,347	24,864
Exceptional Items	-	-
Profit before tax	24,347	24,864
Provision for tax	6,347	6,253
Net Profit after tax	18,000	18,611
Other Comprehensive Income	(12)	(137)
Total Comprehensive Income	17,988	18,474
Opening balance in retained earnings	1,32,969	1,19,562
Profit available for appropriations	1,50,951	1,38,064
Impact of adjustment in derivatives financial instruments	6	(27)
Other adjustments due to IND AS	-	45
Dividends paid	5,114	5,113
Closing balance in retained earnings	1,45,843	1,32,969

### 2. PERFORMANCE HIGHLIGHTS AND STATE OF COMPANY'S AFFAIRS:

During the financial year under review, total Income decreased from ₹ 1,60,162 lakhs to ₹ 1,56,751 lakhs, a decrease of 2%. Profit before tax for the financial year was ₹ 24,347 lakhs compared to ₹ 24,864 lakhs of the previous financial year (decrease of 2%) and Profit after tax was ₹ 18,000 lakhs as against ₹ 18,611 lakhs of the previous financial year (decrease of 3%). Your Directors do not propose to transfer any amount to the Reserves for the financial year ended March 31, 2026. Further, details of operations are given in the Management Discussion and Analysis Report annexed herewith as "Annexure 1". There has been no change in the nature of business of the Company.

### 3. DIVIDENDS:

The Board is pleased to recommend for your approval a dividend of ₹ 10/- (500%) per equity share on the face value of ₹ 2/- each for the financial year ended March 31, 2026 [Previous Year: Dividend of ₹ 10/- (500%) per equity share of ₹ 2/- each]. You are requested to approve the same. The dividend, if declared, shall be payable subject to deduction of tax at source, as applicable.

The dividend has been declared in line with the Dividend Distribution Policy which is framed in terms of the regulations of SEBI (Listing Obligations and Disclosure Requirements) Regulations, 2015, as amended, (SEBI Listing Regulations). The Dividend Distribution Policy is available on the website of the Company at <https://alkylamines.com/wp-content/uploads/2022/03/Dividend-Distribution-Policy-1.pdf>

### 4. SHARE CAPITAL:

During the financial year, the Company's paid up share capital increased from ₹ 10,22,72,836/- consisting of 5,11,36,418 equity shares of ₹ 2/- each to ₹ 10,22,88,104/- consisting of 5,11,44,052 equity shares of ₹ 2/- each.

## 5. SUB-DIVISION OF FACE VALUE OF EQUITY SHARES:

The Members had approved the sub-division of face value of equity shares from ₹ 5/- each fully paid-up into ₹ 2/- each fully paid up through Postal Ballot, on March 17, 2021. The record date for the aforesaid sub-division was May 12, 2021. Accordingly, the face value of equity shares of the Company stands sub-divided from ₹ 5/- each into ₹ 2/- each fully paid up. The shareholders were issued fresh shares of face value of ₹ 2/- each.

## 6. MANAGEMENT DISCUSSION AND ANALYSIS REPORT:

The Management Discussion and Analysis Report as required under Schedule V of SEBI Listing Regulations is included in this Annual Report and the same is annexed herewith as “Annexure 1”

## 7. NEW PROJECTS:

Our new Projects include:

- At Dahej, specialty chemical project under execution and expected commissioning by early Q2 - FY 2026-27.
- Some capex projects for upgrading the equipment and expansion of capacities, at all three production sites.

## 8. SUBSIDIARY/ASSOCIATE COMPANIES:

The company does not have any subsidiary, associate or joint venture company.

## 9. RESPONSIBLE CARE®:

Responsible Care is a voluntary initiative of International Council of Chemical Associations, implemented in India by Indian Chemical Council to safely handle the products from inception in the research laboratory, through manufacture and distribution, to ultimate reuse, recycle and disposal, and to involve the public in the decision-making processes. We have got our Company recertified for Responsible Care® in October 2023. The recertification is valid till October 2026. Several programs and studies related to safety, environment and health have been taken up and are being implemented.

Your Company continues to participate in developing Product Safety and Stewardship and Product distribution code as a part of initiative taken by Indian Chemical Council (ICC) along with other chemical companies. The objective was to update codes after rigorous implementation of the Responsible Care program and findings of audits.

## 10. ENERGY CONSERVATION, TECHNOLOGY ABSORPTION AND FOREIGN EXCHANGE EARNINGS AND OUTGO:

The information on conservation of energy, technology absorption and other details stipulated under Section 134(3)(m) of the Companies Act, 2013 read with Rule 8 of The Companies (Accounts) Rules, 2014, is annexed herewith as “Annexure 2”.

## 11. SAFETY, HEALTH AND ENVIRONMENT:

### A. SAFETY:

We foster a high level of safety awareness among our employees and consistently strive for continuous improvement. To further this goal, we have initiated an exhaustive review of standard operating procedures and conducted HAZOP studies with external consultants. We have launched an extensive program to Transform Safety Culture across the organization. As a key structural driver, we have formed 6 Cross-Functional Teams (CFTs)—focusing on Standards, Contractor Safety, Behaviour Intervention, Process Safety, Incident Investigation, and Competence—with 2 review meetings already held to track their progress. In April 2026, we implemented a digital transformation platform for ESG-EHS core pillar governance. For the continuous monitoring of unsafe acts, we have utilized our existing cameras with AI enabled at our Kurkumbh site.

Our commitment extends to the community through active participation in Mutual Aid schemes within our industrial areas. We have intensively trained our Emergency Response Team (ERT) to handle both industrial and natural eventualities for onsite and offsite emergencies. As a leading member of the Local and District Crisis Groups, we have earned a strong reputation among statutory authorities and neighbouring societies for our prompt support during disaster management events. To maintain peak readiness, we conduct scheduled mock drills, truncated exercises, and table top simulations. Identified gaps are closed through our continuous improvement process, while daily toolbox talks ensure safety remains a primary focus for all employees and stakeholders.

We continue to invest in human capital by connecting employees to skill development through external expert training. This includes specialized sessions on SIL/LOPA (Safety Integrity Level / Layer of Protection Analysis), Behavior-Based Safety (BBS), ERT training, first aid, and Electrostatic Discharge (ESD) prevention. To mitigate fire risks, we implement actions based on Quantitative Risk Assessment (QRA) studies across all locations. At the Kurkumbh site, we revamped the fire hydrant system from underground to above-ground to comply with IS 13039 requirements. Fire water sprinkler work is also in progress and will be completed before December 2026. Our Patalganga and Dahej sites remain fully compliant with high-hazard category standards and IS requirements.

To ensure accountability, all incidents and near-misses are investigated thoroughly by cross-functional teams, with corrective actions implemented company-wide. Senior management conduct monthly walkthrough rounds to record and close safety observations in every area of the factory. We measure our progress using Key Performance Indicators (KPIs), reviewing

leading and lagging indicators in monthly EHS meetings chaired by the Executive Director. Employees are encouraged to report near-miss to proactively improve performance. Finally, we have implemented Behaviour-Based Safety and introduced the Multi-Step Planning Process (MSPP), a unique initiative for quick risk assessment before starting any activity.

#### B. HEALTH & HYGIENE:

The health and well-being of employees continue to be of utmost importance to the us. All new employees, including contract employees, undergo pre-employment medical examination before joining. In addition, periodic medical examinations are conducted every six months for employees. Periodic medical examination of drivers is also carried out to ensure their fitness and safety.

We conduct regular health awareness and training programmes on lifestyle diseases, stress management, preventive healthcare, and healthy living through eminent doctors and specialists. Occupational Health Centers at all manufacturing locations are equipped with qualified Factory Medical Officers, nursing staff, ambulance facilities, and trained first aiders.

Workplace monitoring is carried out periodically to assess chemical exposure, noise levels, and ambient air quality in line with National Ambient Air Quality Standards. Under the Industrial Hygiene programme, exposure monitoring and baseline studies have been completed across all sites. Strong engineering controls have kept employee exposure significantly below internationally accepted limits. A detailed Industrial Hygiene Survey is planned across all production sites during FY 2026-27.

We have also introduced G6PD deficiency testing for vulnerable employees and engaged a professional consulting doctor to strengthen occupational health practices. Additional initiatives planned for FY 2026-27 include a Mental Well-being Programme, Employee Assistance Programme, counselling, and stress support services.

We are also assessing and monitoring an Employee Health Index across locations to drive continuous improvement.

For transportation-related safety and health management, drivers are provided specialized training on the hazards associated with transported chemicals and their possible health impacts. Driver training video is initiated recently at our sites.

#### C. ENVIRONMENT:

Environmental protection and strict adherence to pollution control norms are top priorities for us. Our sustainability efforts have been recognized by EcoVadis with a Bronze rating, reflecting our commitment to environmental, social, and ethical performance throughout our supply chain.

- i) **Air Emissions** –We conduct regular monitoring of emissions from various sources, ensuring all parameters remain well within the limits specified in our consent to operate. At our sites, we have installed Online Continuous Emission Monitoring Systems (OCEMS), connected to the State Pollution control Board and CPCB portals.
- ii) **Liquid Waste Treatment** –Our manufacturing sites utilize integrated Effluent Treatment Plants (ETP) featuring primary, secondary, and tertiary treatment stages to maintain discharge standards within prescribed limits. To ensure transparency, we have deployed online real-time monitoring systems (OCEMS) across all locations. We achieve 100% effluent recycling at Kurkumbh through Reverse Osmosis (RO) and Multi-Effect Evaporators (MEE), and all our sites now possess Zero Liquid Discharge (ZLD) capabilities. Additionally, treated water from our Sewage Treatment Plants is fully repurposed for gardening, supported by various “GO GREEN” initiatives at our plants and staff colonies.
- iii) **Hazardous Waste (HW) Management** –Viewing waste as a business loss and an environmental risk, we focus on source reduction by improving process yields and replacing hazardous chemicals with safer alternatives. We prioritize the circular economy by recycling waste as raw material, reprocessing it into usable products, or finding direct applications for it. When recovery is not feasible, waste is diverted to authorized recyclers or disposed of via secured landfills and incineration at Common Hazardous Waste Treatment Storage and Disposal Facilities (CHWTSDF). We have set objectives for waste management through reduction / recycle / reuse / recovery techniques. These objectives are continuously reviewed for their progress and effectiveness.
- iv) **Green belt** – Tree plantation both within and outside our factory premises is a core activity conducted on a regular basis. At Kurkumbh, we have developed 94,731 m2 green belt and planted approx. 17,342+ various species of plants. At Dahej, we have developed 22,000 m2 area for green belt inside the plot and taken an adjacent land on lease from GIDC for development of greenbelt having 35,622 m2 area. This outside plot is contiguous to the existing plot. Around 6,768 various species of trees are planted at both the places. At Patalganga, we have developed 5,010 m2 area for green belt inside the plot and planted approx. 203+ various species of plants, ensuring a significant ecological footprint at every location.

#### D. SAFETY, HEALTH AND ENVIRONMENT (SHE) INCIDENTS:

Safety is the bedrock of our core values. During FY 2025-26, there was no reportable safety incident. This performance is driven by a focus on proactive leading indicators, including the continuous monitoring of unsafe conditions and a disciplined approach to the outcomes of our six Cross-Functional Teams (CFTs). We maintain a high level of rigor in Incident Investigations and Near-Miss Root Cause Analysis (RCA) to prevent recurrence. Our commitment to process safety is further demonstrated through PSSR (Pre-Startup Safety Reviews), HAZOP studies conducted by external agencies, and strict adherence to Management of Change (MOC) protocols.

To ensure a competent workforce, we have achieved 100% training coverage, supplemented by daily Toolbox Talks (TBT). Governance is reinforced through monthly Central Safety Committee (CSC) and Safety Review meetings, alongside regular internal and external audits. Furthermore, we actively promote a safety-first mindset through various campaigns during National Safety Week and other targeted safety initiatives throughout the year.

## 12. CORPORATE SOCIAL RESPONSIBILITY:

Your Company works with a deep sense of social commitment and contributes towards the welfare of the society that it is part of. The Corporate Social Responsibility (CSR) Committee comprises of Mr. Yogesh M. Kothari, Chairman and Managing Director, as Chairman of the Committee, Mr. Kirat M. Patel, Executive Director and Mrs. Leja S. Hattiangadi, Independent Director, as members of the Committee. The Company has formulated a new CSR Policy indicating the activities to be undertaken by the Company, which has been approved by the CSR Committee and the Board. In terms of the new CSR Policy, the Company's CSR initiatives are prioritized in the areas of Education, Health and Women Empowerment, Environment Sustainability, Rural Development, Art and Culture.

The CSR budget for FY 2025-26 was ₹513.00 lakhs, out of which Company has spent ₹480.41 lakhs and an unspent amount of ₹32.59 lakhs relating to ongoing projects has been transferred to separate Bank Account and said amount shall be spent within a period of three financial years, as per the provisions of Companies Act, 2013. Out of unspent amount of ₹9.88 lakhs relating to ongoing projects for FY 2024-25, which was also transferred to separate Bank Account an amount of ₹1 Lakh has been spent during the financial year and balance amount of ₹8.88 lakhs will be spent during FY 2026-27.

The Annual Report on CSR activities is annexed herewith as "Annexure 3". The CSR Policy can be viewed on the website of the Company at <https://alkylamines.com/wp-content/uploads/2022/03/V1-CSR-Policy.pdf>

## 13. DIRECTORS AND KEY MANAGERIAL PERSONNEL:

Mr. Premal N. Kapadia (DIN 00042090) Non-Executive Non-Independent Director, retires by rotation at the ensuing AGM and, being eligible, has offered himself for re-appointment.

The Board of Directors has, on the recommendation of Nomination & Remuneration Committee and subject to approval of shareholders through Postal Ballot, at their meeting held on November 4, 2025, approved the revision in remuneration, only with respect to Commission payable, to Mr. Rakesh Goyal, Whole-time Director – Operations w.e.f. January 1, 2026 upto May 31, 2027.

Thus, the Commission payable to him for FY 2025-26 shall be @ 0.10% on the net profits of FY 2025-26, for the nine months period from April 1, 2025 to December 31, 2025 and @ 0.30% on the net profits of FY 2025-26 for the three months period from January 1, 2026 to March 31, 2026. From FY 2026-27 onwards i.e. with effect from April 1, 2026 till May 31, 2027, the commission payable to him shall be 0.30% on the net profits of respective financial year, as calculated under provisions of the Companies Act, 2013. Other terms and conditions of his remuneration which were effective from April 1, 2025 shall continue and remain unchanged.

Subsequently, the shareholders have, by special resolution, approved the said revision in remuneration payable to Mr. Rakesh Goyal, Whole-time Director – Operations through Postal Ballot on December 20, 2025.

The Independent Directors of your Company have certified their independence to the Board, stating that they meet the criteria for independence as mentioned under Section 149 (6) of the Companies Act, 2013.

In terms of provisions of Section 150 of the Companies Act, 2013 read with Rule 6(4) of the Companies (Appointment & Qualification of Directors) Amendment Rules, 2019 the Independent Directors of the Company have registered themselves with the Indian Institute of Corporate Affairs, Manesar ('IICA') and their registration certificates are valid.

The following are the Key Managerial Personnel of the Company in terms of the provisions of the Companies Act, 2013 read with The Companies (Appointment and Remuneration of Managerial Personnel) Rules, 2014:

- Mr. Yogesh M Kothari, Chairman & Managing Director
- Mr. Kirat M. Patel, Executive Director
- Mr. Suneet Y Kothari, Executive Director
- Mr. Rakesh Goyal, Whole-time Director (Operations)
- Mr. Chintamani D. Thatte, General Manager (Legal) & Company Secretary (and as Compliance Officer)
- Ms. Kanchan Shinde, Chief Financial Officer

There was no change in the composition of the Board of Directors and Key Managerial Personnel during the financial year under review.

### 13.1 Board Evaluation

Pursuant to the provisions of Companies Act, 2013 and SEBI Listing Regulations, the annual evaluation has been carried out by the Board of its own performance and that of its committees and individual Directors by way of individual and collective feedback from Directors. The Directors expressed their satisfaction with the evaluation process.

### 13.2 Nomination and Remuneration Policy

The Board has, on the recommendation of the Nomination and Remuneration Committee framed a policy for selection and appointment of Directors, Senior Management and their remuneration. The Nomination and Remuneration Policy can be viewed on the company's website at <https://alkylamines.com/wp-content/uploads/2022/03/Nomination-and-Remuneration-Policy.pdf>

### 13.3 Meetings

During the financial year, five Board Meetings and four Audit Committee Meetings were convened and held, the details of which are given in the Corporate Governance Report. The intervening gap between the Meetings was within the period prescribed under the Companies Act, 2013 and circulars and regulations issued under SEBI Listing Regulations, as amended from time to time.

### 13.4. Directors' Responsibility Statement

To the best of their knowledge and belief and according to the information and explanations obtained by them, your Directors make the following statements in terms of Section 134(3)(c) of the Companies Act, 2013:

- a. that in the preparation of the annual financial statements for the financial year ended March 31, 2026, the applicable accounting standards have been followed along with proper explanation relating to material departures, if any;
- b. that such accounting policies as mentioned in Notes to the Financial Statements have been selected and applied consistently and judgement and estimates have been made that are reasonable and prudent so as to give a true and fair view of the state of affairs of the Company as at March 31, 2026 and of the profit of the Company for the year ended on that date;
- c. that proper and sufficient care has been taken for the maintenance of adequate accounting records in accordance with the provisions of the Companies Act, 2013 for safeguarding the assets of the Company and for preventing and detecting fraud and other irregularities;
- d. that the annual financial statements have been prepared on a going concern basis;
- e. that proper internal financial controls were in place and that the financial controls were adequate and were operating effectively.
- f. that systems to ensure compliance with the provisions of all applicable laws were in place and were adequate and operating effectively.

The ongoing geopolitical conflict in the Middle East led to disruptions in logistics networks, and international crude oil and petrochemicals supply chains. The disruption impacted the availability of Liquefied Natural Gas (LNG), which is a critical input for the production of Ammonia. Consequently, several Ammonia manufacturers have indicated their inability to supply the product during this period due to Force Majeure conditions. Due to this, the Company faced the challenges in procuring Ammonia, a key raw material used in the manufacture of Methylamines, Ethylamines and their derivatives. Due to the non-availability of Ammonia, the Company was constrained to temporarily suspend the manufacturing of said products at its Patalganga, Kurkumbh and Dahej sites and constitutes a force majeure event arising from the aforesaid geopolitical conflict. The manufacture of other products at these sites, where ammonia was not required, was continued.

Except this, no material changes or commitments have occurred between the end of the financial year and the date of this Report which affect the financial statements of the Company in respect of the reporting year.

## 14. RISK MANAGEMENT:

The Company has an elaborate Risk Management reporting system, which is designed to enable risks to be identified, assessed and mitigated appropriately. The Board has constituted a Risk Management Committee to identify elements of risk in different areas of operations and has formulated a Risk Management Policy for actions associated to mitigate the risks. There is a well-structured Business Continuity Plan with Risk Management process for identifying the risks which has helped in development of detailed risk mitigation plan. The Board oversees the Risk Management Report detailing all the risks that the Company faces such as Marketing, Supply Chain, Commercial, Operations and Safety, Human Resource, Compliance and Financial and there is an adequate risk management infrastructure in place, capable of addressing those risks. The Risk Management Policy is available on the website of the Company at <https://alkylamines.com/wp-content/uploads/2022/05/Risk-Management-Policy.pdf>

## 15. INTERNAL FINANCIAL CONTROLS:

Internal Financial Controls are an integrated part of the risk management reporting system, addressing financial and financial reporting risks. Assurance on the effectiveness of internal financial controls is obtained through management reviews and continuous monitoring by functional experts. We believe that these checks provide reasonable assurance that our internal financial controls are designed effectively, are adequate and are operating as intended.

Further, National Financial Reporting Authority (NFRA) issued a Circular on January 7, 2026 which emphasizes the importance of transparent, timely, and well-structured communication throughout the audit cycle to strengthen governance oversight and enhance quality. For establishing continuous two-way communication process between the Statutory Auditors and Those Charged with Governance (TCWG), it is essential to clearly determine what constitutes the TCWG. TCWG factually refers to the Board of Directors, as the Board is ultimately responsible for governance. The Board at its meeting held on March 31, 2026 unanimously decided that the Board of Directors shall be considered as TCWG.

Regarding the requirement under the Circular to appoint the nodal person from TCWG to facilitate structured and effective communication with the nodal person from Statutory Auditors, the Board at the said meeting approved the appointment of Mr. Kirat M. Patel, Executive Director as the nodal person of TCWG who shall communicate with the Mr. Vinay Balse, the nodal person from Statutory Auditors side.

The Board also approved the Framework for effective Communication between the Statutory Auditors and TCWG. The framework incorporates the requirements specified in the circular and aims to facilitate timely, well-structured, and transparent communication between the Statutory Auditors and the TCWG.

#### 16. VIGIL MECHANISM/WHISTLE BLOWER POLICY:

The Company has established a Vigil Mechanism/Whistle Blower Policy for Directors and Employees to report their genuine concerns and to deal with instances of fraud and mismanagement, if any. The Mechanism provides for adequate safeguards against victimization of director(s)/employee(s) who can avail of the mechanism and also provides for direct access to the Chairman of the Audit Committee in exceptional cases. The Company has not received any complaints from whistle blowers during the financial year 2025-26. The policy is available on the website of the Company at <https://alkylamines.com/wp-content/uploads/2022/03/Whistle-Blower-Policy.pdf>

#### 17. RELATED PARTY TRANSACTIONS:

All related party transactions that were entered into during the financial year were at an arm's length basis and were in the ordinary course of business. There are no materially significant related party transactions made by the Company with Promoters, Directors, Key Managerial Personnel or other designated persons which may have a potential conflict with the interest of the Company at large.

All Related Party Transactions are placed for prior approval before the Audit Committee as also the Board. Prior omnibus approval, wherever necessary, of the Audit Committee is obtained for the transactions which are of a foreseen and repetitive nature. The transactions entered into pursuant to the omnibus approval so granted are audited and a statement giving details of all related party transactions is placed before the Audit Committee and the Board of Directors for their approval on a quarterly basis. The policy on Related Party Transactions as approved by the Board is uploaded on the Company's website at <https://alkylamines.com/wp-content/uploads/2026/06/V2-Related-Party-Transaction-Policy.pdf>

Since all related party transactions entered into by the Company were in the ordinary course of business and were on an arm's length basis, form AOC-2 is not applicable to the Company.

#### 18. CODE OF CONDUCT:

The Board of Directors has laid down a Code of Conduct applicable to the Board of Directors and Senior Management, which is available on the Company's website at <https://alkylamines.com/wp-content/uploads/2022/03/Code-of-Conduct.pdf>. All Board Members and Senior Management personnel have affirmed compliance with the code of conduct.

#### 19. INSIDER TRADING POLICY:

As required under the SEBI (Prohibition of Insider Trading) Regulations, 2015, your directors have framed and approved Insider Trading Policy for the Company i.e. 'Code of Practices and Procedures for Fair Disclosure of Unpublished Price Sensitive Information' and 'Code of Conduct for Regulating Monitoring and Reporting of Trading by Designated Persons/Insiders'. The Policy is available on the company's website at <https://alkylamines.com/wp-content/uploads/2022/03/INSIDER-TRADING-POLICY.pdf>

#### 20. FIXED DEPOSITS:

The Company has not accepted any fixed deposits from the public within the meaning of Section 73 of the Companies Act, 2013 and the Companies (Acceptance of Deposits) Rules, 2014.

#### 21. INSURANCE:

The Properties and Assets of the Company are adequately insured.

#### 22. SIGNIFICANT AND MATERIAL ORDERS PASSED BY THE REGULATORS OR COURTS OR TRIBUNALS:

There are no significant material orders passed by the Regulators / Courts / Tribunals which would impact the going concern status of the Company and its future operations.

#### 23. PARTICULARS OF LOANS, GUARANTEES OR INVESTMENTS BY THE COMPANY:

Details of loans, guarantees and investments covered under the provisions of Section 186 of the Companies Act, 2013, wherever applicable, are given in the notes to financial statements.

#### 24. AUDITORS:

##### 24.1 Statutory Auditors

M/s. N.M. Raiji & Co., Chartered Accountants, Mumbai (Firm Registration Number 108296W) were appointed as Statutory Auditors of the Company at the 42nd AGM held on August 1, 2022 for second term of five consecutive years, to hold office from the conclusion of 42nd AGM till the conclusion of the 47th AGM of the Company. The Companies (Amendment) Act, 2017 had waived the requirement for ratification of the appointment by the members at every AGM. Hence, the approval of the members is not being sought for the re-appointment of the Statutory Auditors and in line with resolution of their appointment passed

at the 42nd AGM held on August 1, 2022. The Auditor's Report for financial year 2025-26 does not contain any qualification, reservation, disclaimer or adverse remark. There was no instance of fraud during the financial year under review, which required the Statutory Auditors to report to the Audit Committee and / or Board under Section 143(12) of Act and Rules framed thereunder. The Auditor's Report is enclosed with the financial statements in this Annual Report.

#### **24.2 Cost Auditors**

In terms of the Section 148 of the Companies Act, 2013 read with Rule 8 of the Companies (Accounts) Rules, 2014, it is stated that the cost accounts and records are made and maintained by the Company as specified by the Central Government under Section 148(1) of the Companies Act, 2013.

The Board of Directors has, on the recommendation of Audit Committee, re-appointed M/s. Manish Shukla & Associates, as Cost Auditor for the financial year 2026-27 under Section 148 of the Companies Act, 2013 read with the Companies (Cost Records and Audit) Amendment Rules 2014, as amended from time to time.

The remuneration payable to the Cost Auditor is required to be placed before the Members in a general meeting for their ratification. Accordingly, Resolution seeking Members' ratification for the remuneration payable to Cost Auditor for the financial year ending 2026-27 is sought under Item No. 4 of the Notice convening the AGM.

#### **24.3 Secretarial Auditors**

Pursuant to the provisions of Section 204 of the Companies Act, 2013, the Companies (Appointment and Remuneration of Managerial Personnel) Rules, 2014 and SEBI Listing Regulations, as amended, the Members in their 45<sup>th</sup> AGM held on July 1, 2025 appointed Mr. Prashant Mehta, Practicing Company Secretary, to undertake the Secretarial Audit of the Company for a period of five years with effect from financial year 2025-26 till 2029-30.

The Secretarial Auditor's Report for financial year 2025-26 does not contain any qualification, reservation, disclaimer or adverse remark. The Report of the Secretarial Auditor for the financial year ended March 31, 2026 is annexed herewith as "Annexure 4".

#### **24.4 Internal Auditors**

The Board of Directors based on the recommendations of the Audit Committee have re-appointed Aneja Assurance Private Limited, Mumbai, Chartered Accountants as Internal Auditors of the Company for the Financial Years 2026-27. The Internal Auditors submit their report on quarterly basis to the management.

### **25. CORPORATE GOVERNANCE:**

As per SEBI Listing Regulations, a separate section is annexed herewith as "Annexure 5" on corporate governance practices followed by the Company, together with a certificate from the Company's Secretarial Auditors confirming compliance, forms an integral part of this Report.

The Company complies with all applicable Secretarial Standards issued by the Institute of Company Secretaries of India and approved by the Central Government under Section 118 (10) of the Companies Act, 2013 for the financial year ended March 31, 2026.

### **26. BUSINESS RESPONSIBILITY AND SUSTAINABILITY REPORT:**

In terms of SEBI Listing Regulations, top 1000 listed entities, as per market capitalization, are required to attach 'Business Responsibility and Sustainability Report' to their Annual Report. Accordingly, a separate section on Business Responsibility and Sustainability Report, forms part of this Annual Report as required under Regulation 34(2)(f) of the SEBI Listing Regulations

### **27. CONSOLIDATED FINANCIAL STATEMENTS:**

Since the Company does not have any subsidiary or associate company there is no requirement of preparing the Consolidated Financial Statements during the financial year 2025-26 in accordance with relevant IND AS 110 issued by the Institute of Chartered Accountants of India.

### **28. ANNUAL RETURN**

The Annual Return as required under Section 92(3) of the Companies Act, 2013 and Rule 12 of the Companies (Management and Administration) Rules, 2014 is available on the website of the Company and can be accessed at <https://alkylamines.com/wp-content/uploads/2026/06/2025-2026.pdf>

### **29. EMPLOYEES**

#### **a) EMPLOYEE STOCK OPTION PLAN 2018 (ESOP 2018)**

The ESOP Scheme, 'AACL Employees Stock Option Plan 2018' (AACL ESOP, 2018) approved by the shareholders in 2019, is in compliance with SEBI (Share Based Employee Benefits and Sweat Equity) Regulations, 2021 (SEBI (SBEBSE) Regulations, 2021). There were no changes in the Scheme during the financial year. The Nomination and Remuneration Committee (NRC) of the Board of Directors of the Company, inter alia, administers and monitors the Scheme.

In terms of the approval of the shareholders by Postal Ballot for sub-division and related actions and as a consequence of the sub-division of equity shares from face value of ₹5 into face value of ₹2 in FY 2021-22, the Company has made appropriate adjustments to the exercise quantity and to the exercise price of the outstanding ESOPs granted to employees with effect from opening of business hours on May 13, 2021 (being the next working day post the record date of subdivision) so as to ensure that the resultant payment by ESOPs grantees on the exercise of ESOPs and the resultant benefits due to the adjustment to the revised exercise quantity and exercise price remains unchanged for grantees. Fraction quantity arising due to the adjustment to the individual vest quantity has been rounded down and the resultant difference, wherever applicable, due to such adjustment, shall be paid off to grantees as per market price of the shares prevailing at the time of exercise of Options relevant to fraction Option, by applying the formula (Market price of share at the time of exercise of relevant Option less exercise price multiplied by fraction Option). The ESOPs grantees have been intimated about this adjustment, along with adjusted statement of ESOPs.

The total ESOP grants till date aggregate to 2,41,752 out of total 5,10,000 (pre-split 2,04,000) ESOPs permitted to be granted as per AACL ESOP, 2018. Of the 2,41,752 ESOPs granted till date, 1,53,072 equity shares of ₹2 per share have been allotted till date pursuant to exercise of ESOPs.

The disclosures regarding stock options required to be made under the provisions of the SEBI (SBEBS) Regulations, 2021 are available on the website of the Company at <https://alkylamines.com/wp-content/uploads/2026/06/ESOP-Disclosure-2025-2026.pdf>

A certificate from the Secretarial Auditors of the Company that the Scheme has been implemented in accordance with SEBI (SBEBS) Regulations, 2021 and the resolution passed by the members, shall be placed in the ensuing AGM for inspection by the Members. A copy of the same will also be available for inspection at the Company's Registered Office.

**b) DISCLOSURES UNDER SECTION 197 OF THE COMPANIES ACT, 2013**

Disclosures pertaining to the remuneration and other details as required under Section 197(12) of the Companies Act, 2013 read with Rule 5(1) of the Companies (Appointment and Remuneration of Managerial Personnel) Rules 2014 made thereunder, form part of the Board's Report. The said disclosures, information and details in respect of employees of the Company required pursuant to said Section and the Rule made thereunder will be provided upon request. Further, a statement showing the names and particulars of employees drawing remuneration in excess of limits as set out under Rule 5(2) of the said Rules also forms part of this Report. However, in terms of Section 136 of the Companies Act 2013, the Report and Accounts are being sent to the Members and others entitled thereto, excluding the statement of particulars of employees and is available for inspection by the Members at the Registered Office of the Company during office hours (i.e. 11:00 A.M. to 4:00 P.M.) on all working days other than on Saturday and Sunday till the date of AGM. If any Member is interested in obtaining a copy thereof, such Member may write to the Company Secretary in this regard.

**30. a. DISCLOSURE UNDER SEXUAL HARASSMENT OF WOMEN AT WORKPLACE (PREVENTION, PROHIBITION AND REDRESSAL) ACT, 2013:**

The Company has formulated a comprehensive policy on prevention, prohibition and redressal against sexual harassment of women at workplace, which is in accordance with the provisions of the Sexual Harassment of Women at Workplace (Prevention, Prohibition and Redressal) Act, 2013 ('POSH'). The said policy has been made available on the website of the Company at <https://alkylamines.com/wp-content/uploads/2023/06/Prevention-of-Sexual-Harassment-policy-2023.pdf>

In line with the requirements of POSH, the Company has set up Complaints Committees at its workplaces to look into complaints of sexual harassment received from any women employee. No complaints of sexual harassment have been received during the financial year 2025-26.

**b. COMPLIANCE WITH PROVISIONS RELATING TO MATERNITY BENEFIT ACT, 1961**

The Company has complied with the provisions relating to the Maternity Benefit Act, 1961 during the financial year 2025-26.

**31. CAUTIONARY STATEMENT**

Statements in the Board's Report and the Management Discussion & Analysis describing the Company's objectives, expectations or forecasts may be forward-looking within the meaning of applicable securities laws and regulations. Actual results may differ materially from those expressed in the statement. Important factors that could influence the Company's operations include global and domestic demand and supply conditions affecting selling prices of finished goods, input availability and prices, changes in government regulations, tax laws, economic developments within the country and other factors such as pandemic, litigation and industrial relations.

**32. ACKNOWLEDGEMENTS**

The Directors would like to take this opportunity to show their appreciation to all employees for their hard work, dedication and support which has helped us face all challenges and enable business continuity. The Directors wish to place on record their appreciation of the continuous support received by the Company from the investors, participating Banks, Central/State Government Departments, its Customers and Suppliers.

For and on behalf of the Board

Place: Mumbai  
Date: May 5, 2026

**YOGESH M. KOTHARI**  
Chairman & Managing Director  
(DIN: 00010015)

## ANNEXURE 1

### MANAGEMENT DISCUSSION AND ANALYSIS REPORT

#### INDUSTRY STRUCTURE AND DEVELOPMENTS

We are global manufacturers and suppliers of amines, amine derivatives and other specialty chemicals. We have three manufacturing sites, two in Maharashtra, i.e. at Patalganga and at Kurkumbh and one in Gujarat, i.e. at Dahej. We have a Research & Development Centre (R&D) and Technology and Projects Office located at Pune, Maharashtra, equipped with advanced equipment and analytical instruments. We also have three Solar Plants located at: i) Bhoom, Dist. Osmanabad, Maharashtra, ii) Manwath, Dist. Parbhani, Maharashtra, and iii) Talegad, Taluka Deesa, Dist. Banaskantha, Gujarat. We have an excellent team of technical and commercial professionals with expertise in chemical manufacturing and marketing. We have our Registered Office at Vashi, Navi Mumbai and Corporate Office at Worli, Mumbai.

Our products have application in important industries like pharmaceuticals, agro-chemicals, water treatment chemicals, rubber chemicals, etc. We cater to both domestic and international market. We have competition both from local and international producers. For more details, please refer to our website [www.alkylamines.com](http://www.alkylamines.com)

#### OPPORTUNITIES AND THREATS

The Chemical Industry is critical for the economic development of our country, providing products and enabling technical solutions in virtually all sectors of the economy. The demand for our products is steadily increasing both in India and abroad. Key drivers for success in the chemical sector include proximity to strong growth markets, greater ease in doing business and the continued development of petroleum, chemicals and petrochemical investment.

Your Company is ready to take the challenges of increased demand by continuously adding capacities, adding new products and investing in upgradation of its manufacturing capacities. The in-house R&D Department has been developing quality products and is also striving for achieving cost efficiencies.

The industries in which our products have application, like pharmaceuticals, agrochemicals, rubber chemicals etc. are growing at a reasonable pace. We have a fair chance of improving our position as a reliable supplier of good quality chemicals to these industries. Our Core Competence in chemical handling and manufacturing supported by an able technical team, should provide a lot of opportunities and scope to the Company to improve its performance. We enjoy leadership position in some of the products in domestic market, driven by strong in-house technology, diversified product portfolio and customer base.

The commodity nature of some of our products makes them susceptible to fluctuations in raw material prices and exchange rates. Petroleum based raw materials are subject to international gas/crude oil price fluctuation.

Being a global player, we are also exposed to competition not only from domestic players but also large international players. Cheap imports, especially from China have posed and continue to pose problems, which are being addressed by consistency in quality of the products and improving production efficiencies and also by initiating anti-dumping investigations.

The ongoing geopolitical conflict in the Middle East led to disruptions in logistics networks, and international crude oil and petrochemicals supply chains. The disruption impacted the availability of Liquefied Natural Gas (LNG), which is a critical input for the production of Ammonia. Consequently, several Ammonia manufacturers indicated their inability to supply the product during this period due to Force Majeure conditions. Due to this, the Company faced the challenges in procuring Ammonia, a key raw material used in the manufacture of Methylamines, Ethylamines and their derivatives. Due to the non-availability of Ammonia, the Company, for a short period was constrained to temporarily suspend the manufacturing of said products at its Patalganga, Kurkumbh and Dahej sites, constituting a force majeure event. While overall ammonia supply situation continuous to remain uncertain and dynamic, it has improved enough to enable us to restart in a gradual manner, the production of ammonia-based products. The manufacture of other products at these sites, where ammonia was not a raw material, continues.

#### OUTLOOK

The Company has established a leading position in domestic market and a presence in international market with a reputation for reliable service and quality products. For the financial year 2026-27, our focus will continue on sustainable growth by taking measures for increasing our market share of existing products and also introducing new products.

Our customers in agrochemicals and pharmaceuticals sectors continue to face global competition from Chinese manufacturers resulting in business uncertainty. This has impacted sales of our products to major customers. Anti-dumping duty for Acetonitrile has been levied by Ministry of Finance in June 2025 but there were huge imports already lined up by the end users as well as traders as they had expected anti-dumping duty to be enforced. During the Financial Year, dumping of the Acetonitrile continued through the third quarter; however, in the fourth quarter, import volumes declined, resulting in an increase in our market share of Acetonitrile. We expect to benefit from the duty levy gradually. Our customers in Pharma and Agrochemicals continue to face global competition from Chinese manufacturers resulting in business uncertainty. However, with the global growth of chemicals focused more on Asia, it is expected that there will be further growth in chemical industry.

During the financial year 2026-27, we expect our investments in various other projects to add to both our top-line and bottom-line.

We will continue with our efforts for improving our bottom-line by expanding our product-range, while re-looking at business strategies and models, wherever necessary. We will continue our efforts for improving efficiencies and margins.

### RISKS AND CONCERNS

The economic and business environment is fast evolving. The global market is complex and demands a very efficient and complex supply chain configuration. The Company has a risk management policy, which from time to time, is reviewed by the Risk Management Committee and Audit Committee of Directors as well as by the Board of Directors. The Policy is reviewed by assessing the threats and opportunities that will impact the objectives set for the Company as a whole. The Policy is designed to provide the categorization of risk into threat and its cause, impact, treatment and control measures. As part of the Risk Management policy, the relevant parameters for all manufacturing sites are analyzed to minimize risks associated with protection of environment, safety of operations and health of people at work and monitored regularly with reference to statutory regulations and guidelines defined by the Company. The Company fulfils its legal requirements concerning emission, waste water and waste disposal. Improving work place safety continued to be top priority at all manufacturing sites. Safety aspect has been placed on high priority for discussions at the meetings including the Board meetings. This apart, the Company has Business Continuity Plan which provides a framework, guidance and concept of operations to support businesses to continue and/or rapidly restore their critical business functions in the event of disruption to normal operations.

### INTERNAL CONTROL SYSTEMS AND THEIR ADEQUACY

Your Company's internal control procedures which include internal financial controls, ensure compliance with various policies, practices and statutes in keeping with the organization's pace of growth and increasing complexity of operations. We have set up a statutory compliance management system to ensure compliance with various applicable laws.

We have in place internal control systems in all spheres of activities commensurate with the size of the Company. The system is helping the Managers to advantageously assimilate information and make more knowledge-based and efficiency-driven decisions. The internal control is supplemented by effective internal audit being carried out by an external firm of chartered accountants. The Internal Auditor's team carries out extensive audits throughout the year across all locations and across all functional areas.

The Audit Committee of Directors regularly reviews the findings of the Internal Auditors and effective steps to implement the suggestions/observations of the Auditors are taken and monitored regularly.

Your Company also has laid down procedures and authority levels with suitable checks and balances encompassing the entire operations of the Company.

### FINANCIAL PERFORMANCE WITH RESPECT TO OPERATIONAL PERFORMANCE AND SEGMENT-WISE PERFORMANCE AND KEY FINANCIAL RATIOS

Total Income amounted to ₹ 1,56,751 lakhs compared to ₹ 1,60,162 lakhs of the previous financial year. The profit before tax amounted to ₹ 24,347 lakhs compared to ₹ 24,864 lakhs reported last financial year.

The Company operated in one segment area i.e. Specialty Chemicals. During the financial year, our gross domestic sales amounted to ₹ 1,37,670.28 lakhs compared to ₹ 1,39,147.41 lakhs of the previous financial year. Exports amounted to ₹ 31,861 lakhs (FOB) compared to ₹ 34,309 lakhs (FOB) of the previous financial year. The details of key financial ratios i.e., debtors' turnover, inventory turnover, interest coverage, current ratio, debt-equity ratio, operating profit margin, net profit margin and return on Net Worth are given in financial highlights and Note 46 and Note 49 to the Audited Accounts.

### HUMAN RESOURCES AND INDUSTRIAL RELATIONS

The Company believes that its employees are the key to driving sustainable performance and developing competitive advantage. The Human Resource policies and procedures of your Company are geared towards nurturing and development of Human Capital. The Company had 682 employees as on March 31, 2026. Your Company has transparent processes for rewarding performance and retaining talent.

Skill Gap Analysis and other systems are also in place to identify the training interventions required. Employee relations at all locations continued to remain cordial. Your directors wish to acknowledge the sincere and dedicated efforts of the employees of the Company and would like to thank them for the same.

For and on behalf of the Board

Place: Mumbai

Date: May 5, 2026

**YOGESH M. KOTHARI**

Chairman & Managing Director

(DIN: 00010015)

## ANNEXURE 2

[Section 134(3)(m) of The Companies Act, 2013 read with Rule 8(3) of The Companies Act, 2013]

### (A) ENERGY CONSERVATION:

Energy conservation continues to be an active focus area for your Company since it is not only a major cost in the manufacturing process but, more importantly, a significant part of your Company's corporate social responsibilities. Your Company has taken several initiatives at each plant level in order to conserve energy which is in line with our policy of conservation of natural resources.

The Company has been re-certified for the latest version of ISO 50001:2018 (Energy Management System). Previously it was 2011 version of standard.

Projects Implemented at Kurkumbh, Patalganga and Dahej to conserve energy include:

1. Electrical energy saving by cooling tower fan motor on return temperature in new boiler, at Kurkumbh plant.
2. Electrical energy saving by Lux controller installation at 5 locations for lighting automation at Kurkumbh plant.
3. Reduction in power consumption by installation of VFD panel for DEK plant and new Ethyl plant pump motors at Kurkumbh plant.
4. Installation of solar lighting fixtures to reduce the auxiliary power consumption at Kurkumbh plant.
5. Electrical energy saving by black filming to glass and windows of Air Conditioner rooms at Kurkumbh plant.
6. At DEK plant, hot oil cooling has been installed to eliminate the need for a two-day operation of Hot Oil Circulation Pump, Cooling Tower pump and Synthesis Compressor for post-shutdown oil cooling and achieved the power savings, at Kurkumbh plant.
7. The ALKAN chilling plant supplying cooling to DEK, which previously used a 22 kW motor, is now operating with a 3.7 kW motor - at Kurkumbh plant.
8. DIPEA cooling tower motor of 30 Kw is replaced with 15 Kw at Kurkumbh plant.
9. TEA/MEA/DEA common run - steam consumption is expected to reduce by approximately 0.3 MT/MT, resulting in a cost saving of ₹0.5/kg at Kurkumbh plant.
10. Achieved energy saving by installation of auto on/off controller to Cooling Tower, at Patalganga plant.
11. Achieved steam saving by eliminating steam venting during EHA Campaign by doing Operational Parameters tuning & load management, at Patalganga plant.
12. Electrical Energy Saving by installation of Lower H.P. Cooling Water Pump motor in Place of Higher H.P. Motor for Chilling plant operation at Patalganga plant.
13. Acidic impurities in Methyl plant purge out material which was converted to salt by reacting with caustic and strip out by distillation, at Dahej plant.
14. Partial transfer of Methyl plant condensate to boiler with LLP Condensate. This change achieved significant steam saving at Dahej plant.
15. With adoption of new cleaning methodology - hydrojet and brushing, the Reboiler operating cycle was extended from 45 days to 120 days resulting in saving of 3 start-up & Shutdown Energy cost, prevention of production loss at Dahej plant.
16. At Dahej, direct feeding of 4<sup>th</sup> column VTO (Vapor feed) into 5<sup>th</sup> Column instead of liquid feed resulted in steam reduction in Acetonitrile.

### (B) TECHNOLOGY ABSORPTION:

#### 1. Specific areas in which R & D carried out by the company

R & D activities are focused towards the following three key research areas.

##### a) Screening of new products and process development of selected product:

The core activities in R&D is focus towards development of safe and cost-effective processes for the New Products which has strong market potential with application in different Chemical Industries, including Pharma.

The selected Products before taking for process development are subjected to commercial evaluation using filters, such as, rising market demand trend, local access to key starting materials, process hazards, and economical attractiveness.

The Chemistry of shortlisted new products are technically reviewed using Chemistry search engine, like Sci-Finder, and Reaxys for the selection of safest and commercially attractive route of synthesis.

Safe processes, having high atom economy and low effluent load on Product are explored to validate the proof of concept. After confirming the feasibility of the proof of concept, full-scale process development is pursued for standardization / optimization. At the end, the optimized process is validated in R&D and taken for pilot scale studies before commercialization.

b) Processes for High-Grade Specialty Products:

R&D has developed efficient purification process for the manufacturing of a High-grade anhydrous Specialty Products

c) Process Improvement of Complex Specialty Product:

i) The continuous process of a Specialty Products involving complex engineering was improved by switching to better version of less expensive Catalyst. With this new Catalyst, raw material conversion as well as selectivity towards Product was high.

ii) R&D has significantly improved the processes of one Performance Specialty Product as well as their intermediates. Improvements were towards increase in overall Products yield and waste reduction.

d) Optimization of Existing Production Processes:

R&D has worked on the improvement of the existing Production processes with particular focus towards effluent reduction, isolation of valuable Product from waste streams, including recycling of waste stream.

Simultaneously, R&D also focuses on enhancing process efficiency of existing processes in Production by reducing process time-cycle and improving Product yield.

**2. Benefits derived as a result of the above R & D:**

- a) Improved process developed for a Complex specialty Product will be commercialized in FY 2026-27.
- b) Purification process developed for manufacturing of a High-grade Specialty Product was commercialized in FY 2025-26.
- c) Improved process developed for a Performance Specialty Product and their intermediates will be commercialized at the time of favorable market condition.
- d) Process developed to isolate valuable Products from a waste stream was commercialized in FY 2025-26
- e) Scale-up trials of the process developed by R&D to isolate a valuable Products from a waste stream of an existing Product in Production is on-going. After scale-up trials, process will be transferred to Production in FY 2026-27.

**3. Future plans of action.**

- a) Develop efficient, environmentally friendly, and cost-effective processes for the new High-grade Specialty Products
- b) Explore new emerging technologies to enhance process efficiency and improve process safety for New Products as well as for the existing Products in Production.
- c) Develop continuous process (process intensification) for existing batch processes in Production to enhance process efficiency and reduce waste

**4. Expenditure incurred on Research & Development**

- a) Revenue Expenditure: ₹ 906.69 Lakhs
- b) Capital Expenditure: ₹ 53.26 Lakhs
- Total: ₹ 959.95 Lakhs
- Total R&D expenditure as a percentage of total turnover: 0.63 %

**(C) FOREIGN EXCHANGE EARNINGS & OUTGO:**

	2025-26	2024-25
Foreign Exchange earned	₹ 31,861 lakhs	₹ 34,309 lakhs
Foreign Exchange used	₹ 13,757 lakhs	₹ 16,607.62 lakhs

## ANNEXURE 3

### ANNUAL REPORT ON CSR ACTIVITIES

1. Brief outline on CSR Policy of the Company.: **The Company aims to demonstrate its social responsibility with special emphasis on improvement of education, health, environment sustainability, rural development, arts, culture and other spheres as decided by the Board.**

2. Composition of CSR Committee:

Sr. No.	Name of the Director	Designation / Nature of Directorship	No. of meetings of CSR Committee held during the financial year	No. of meetings of CSR Committee attended during the financial year
1	Mr. Yogesh M. Kothari	Chairman, Managing Director	Four	Four
2	Ms. Leja S. Hattiangadi	Member, Independent Director	Four	Four
3	Mr. Kirat M. Patel	Member, Executive Director	Four	Four

3. Provide the web-link where Composition of CSR committee, CSR Policy and CSR projects approved by the board are disclosed on the website of the company:

The weblinks are as follows:

- CSR committee - <https://alkylamines.com/wp-content/uploads/2022/03/composition-of-committees-V2.pdf>
- CSR Policy - <https://alkylamines.com/wp-content/uploads/2022/03/V1-CSR-Policy.pdf>
- CSR projects approved by the Board - <https://alkylamines.com/wp-content/uploads/2025/08/CSR-2025-2026.pdf>

4. Provide the executive summary along with web-link(s) of Impact Assessment of CSR Projects carried out in pursuance of sub-rule (3) of rule 8, if applicable: **Not Applicable**

5. (a) Average net profits of the company as per section 135(5): ₹ **25,646.00 lakhs**

(b) Two percent of average net profit of the company as per section 135(5): ₹ **513.00 lakhs**

(c) Surplus arising out of the CSR projects or programmes or activities of the previous financial years: **NIL**

(d) Amount required to be set off for the financial year, if any: **NIL**

(e) Total CSR obligation for the financial year (b+c-d): ₹ **513.00 lakhs**

6. (a) Amount spent on CSR Projects (both Ongoing Project and other than Ongoing Project): ₹ **463.39 lakhs**

(b) Amount spent in Administrative Overheads: ₹ **17.02 lakhs**

(c) Amount spent on Impact Assessment, if applicable: **Not applicable**

(d) Total amount spent for the Financial Year [(a)+(b)+(c)]: ₹ **480.41 lakhs**

(e) CSR amount spent or unspent for the Financial Year:

Total amount Spent for the financial year (in ₹)	Amount Unspent (in ₹)				
	Total Amount transferred to Unspent CSR Account as per sub-section (6) of section 135		Amount transferred to any fund specified under Schedule VII as per second proviso to sub-section (5) of section 135.		
	Amount	Date of transfer	Name of the Fund	Amount	Date of transfer
For FY 2024-25 ₹ 540.23 lakhs	₹9.88 lakhs ₹1.00 lakh has been spent during FY 2025-26 and balance ₹8.88 Lakhs to be spent	April 10, 2025	Not applicable		
For FY 2025-26 ₹ 480.41 lakhs	₹ 32.59 lakhs	April 08, 2026	Not Applicable		

(f) Excess amount for set off, if any: **NIL**

Sr. No.	Particular	Amount (in ₹)
(i)	Two percent of average net profit of the company as per sub-section (5) of section 135	₹ 513.00 lakhs
(ii)	Total amount spent for the Financial Year	₹ 513.00 Lakhs
(iii)	Excess amount spent for the financial year [(ii)-(i)]	<b>NIL</b>
(iv)	Surplus arising out of the CSR projects or programmes or activities of the previous financial years, if any	<b>NIL</b>
(V)	Amount available for set off in succeeding financial years [(iii)-(iv)]	<b>NIL</b>

7. Details of Unspent CSR amount for the preceding three financial years:

1	2	3	4	5	6		7	8
Sr. No.	Preceding Financial Year.	Amount transferred to Unspent CSR Account under subsection (6) of section 135 (in ₹)	Balance Amount in Unspent CSR Account under subsection (6) of section 135 (in ₹)	Amount spent in the reporting Financial Year (in ₹)	Amount transferred to a Fund as specified under Schedule VII as per second proviso to sub section (5) of section 135, if any		Amount remaining to be spent in succeeding financial years. (in ₹)	Deficiency, If any
					Amount (in ₹)	Date of transfer		
1	2022-23	32.62 lakhs	NIL	32.62 lakhs	NA	NA	NIL	NO
2	2023-24	106.83 lakhs	NIL	106.83 lakhs	NA	NA	NIL	NO
3	2024-25	9.88 lakhs	8.88 lakhs	1.00 lakh	NA	NA	NA	NO

8. Whether any capital assets have been created or acquired through Corporate Social Responsibility amount spent in the Financial Year: **NIL**

9. Specify the reason(s), if the company has failed to spend two per cent of the average net profit as per section 135(5): **Not applicable**

Sd/-	Sd/-	Sd/-
<b>Yogesh M. Kothari</b> Chairman – CSR Committee	<b>Kirat M. Patel</b> Member – CSR Committee	<b>Ms. Leja S. Hattiangadi</b> Member – CSR Committee

**ANNEXURE 4****SECRETARIAL AUDIT REPORT**

To  
The Members  
Alkyl Amines Chemicals Limited  
Vashi, Navi Mumbai  
CIN: L99999MH1979PLC021796

My Secretarial Audit report of even date is to be read along with the following:

1. Maintenance of Secretarial Records is the responsibility of the management of the company. Our responsibility is to express an opinion on these secretarial records based on our audit.
2. I have followed the audit practices and processes as were appropriate to obtain reasonable assurances about the correctness of the contents of the secretarial records. The verification was done on test basis to ensure that correct facts are reflected in secretarial records, I believe that the processes and practices, I followed provide reasonable basis for my opinion.
3. I have not verified the correctness and appropriateness of financial records and books of accounts of the company. I relied on the statutory report provided by the Statutory Auditor as well as Internal Auditor of the company for the financial year ended March 31, 2026.
4. I have obtained the management representation wherever required about the compliance of laws, rules and regulations and happening of events etc.
5. The compliance of the provision and other applicable laws, rules, regulations, standards are the responsibility of management. My examination was limited to the verification of procedures on test basis.
6. The secretarial audit report is neither an assurance as to the future liability of the company nor of the efficacy or effectiveness with which the management has conducted the affairs of the company

For P Mehta & Associates

Practising Company Secretaries

**Prashant S Mehta**

(Proprietor)  
ACS No. 5814  
C.P. No. 17341  
UDIN:A005814H000276832  
PR NO. 2354/2022

Date: May 5, 2026  
Place: Mumbai

**Form No. MR-3**

*[Pursuant to Section 204(1) of the Companies Act, 2013 and Rule No.9 of the Companies (Appointment and Remuneration of Managerial Personnel) Rules, 2014.*

**For the financial year ended March 31, 2026**

To  
The Members,  
**Alkyl Amines Chemicals Limited**  
**Vashi, Navi Mumbai.**  
**CIN: L99999MH1979PLC021796**

I have conducted the secretarial audit of the compliance of applicable statutory provisions and the adherence to good corporate practice by Alkyl Amines Chemicals Limited (hereinafter called the "Company"). Secretarial Audit was conducted in a manner that provided me a reasonable basis for evaluating the corporate conducts/statutory compliances and expressing my opinion thereon.

Based on my verification of the Company's books, papers, minute books, forms and returns filed and other records maintained by the Company and also the information provided by the Company, its officers, agents and authorized representatives during the conduct of secretarial audit, I hereby report that in my opinion, the Company has during the audit period covering the financial year ended on March 31, 2026 complied with the statutory provisions listed hereunder and also that the Company has proper Board-processes and compliance-mechanism in place to the extent in the manner and subject to the reporting made hereinafter.

I have examined the books, papers, minute books, forms and returns filed and other records maintained by the Company for the financial year ended on March 31, 2026 according to the provisions of:

- (i) The Companies Act, 2013 (the Act) and the rules made thereunder;
- (ii) The Securities Contracts (Regulation) Act, 1956 ('SCRA') and the rules made thereunder;
- (iii) The Depositories Act, 1996 and the Regulations and Bye-laws framed thereunder;
- (iv) Foreign Exchange Management Act, 1999 and the rules and regulations made thereunder to the extent of Foreign Direct Investment, Overseas Direct Investment and External Commercial Borrowings;
- (v) The following Regulations and Guidelines prescribed under the Securities and Exchange Board of India Act, 1992 ('SEBI Act'):-
  - (a) The Securities and Exchange Board of India (Substantial Acquisition of Shares and Takeovers) Regulations, 2011 as amended from time to time;
  - (b) The Securities and Exchange Board of India (Prohibition of Insider Trading) Regulations, 2015 as amended from time to time;
  - (c) The Securities and Exchange Board of India (Issue of Capital and Disclosure Requirements) Regulations, 2018;
  - (d) The Securities and Exchange Board of India (Share Based Employee Benefits and Sweat Equity) Regulations, 2021;
  - (e) The Securities and Exchange Board of India (Issue and Listing of Non-Convertible Securities) Regulations, 2021; *(Not Applicable during the audit period)*
  - (f) The Securities and Exchange Board of India (Registrars to an Issue and Share Transfer Agents) Regulations, 1993;
  - (g) The Securities and Exchange Board of India (Delisting of Equity Shares) Regulations, 2021; *(Not Applicable during the audit period) and*
  - (h) The Securities and Exchange Board of India (Buyback of Securities) Regulations, 2018; *(Not Applicable during the audit period)*
  - (i) The Securities and Exchange Board of India (Listing Obligations and Disclosure Requirements) Regulations, 2015 as amended from time to time.
- (vi) I have relied on the representation and information provided by the management and its officers for systems and mechanism framed by the Company and having regard to the compliance system prevailing in the Company & on examination of the relevant documents and records in pursuance thereof, on test-check basis, the Company has generally complied with the following laws as specifically applicable to the Company:
  - a. Environment Protection Act, 1986;
  - b. Water/Air (Prevention and control of pollution) Act, 1974;
  - c. Factories Act, 1948;
  - d. All applicable Labour Laws and other incidental laws related to labour and employees appointed by the Company either on its payroll or on contractual basis as related to wages, gratuity, bonus, provident fund, ESIC, compensation etc;
  - e. Industrial Dispute Act, 1947;

- f. Hazardous Chemical Rules;
- g. Hazardous Waste Management Rules, 2016;
- h. Food and Drug Administration (for poison licence);
- i. The National Environment Tribunal Act, 1995;
- j. The Batteries (Management and Handling) Rules, 2001;
- k. The Indian Boilers Act, 1923, as amended;
- l. The Chemical Accidents (Emergency Planning, Preparedness and Response) Rules 1996;
- m. Maharashtra State Profession Tax Act, 1975 & Rules made thereunder;
- n. Bombay Shops & Establishment Act, 1948
- o. The Sexual Harassment of Women at Workplace (Prevention, Prohibition and Redressal) Rules, 2013;

I have also examined compliance with the applicable provisions of the following:

- (i) Secretarial Standards issued by The Institute of Company Secretaries of India.
- (ii) The Listing Agreements entered into by the Company with:
  - a. BSE Limited and
  - b. National Stock Exchange of India Limited.

To the best of my knowledge and belief, during the period under review, the Company has generally complied with the provisions of the Act, Rules, Regulations, Guidelines, Standards, etc. mentioned above.

#### **I further report that**

The Board of Directors of the Company is duly constituted with proper balance of Executive Directors, Non-Executive Directors and Independent Directors and Women Directors. There were no changes in the composition of the Board of Directors during the period under review.

Adequate notice is given to all directors to schedule the Board Meetings, agenda and detailed notes on agenda were sent in advance and a system exists for seeking and obtaining further information and clarifications on the agenda items before the meeting and for meaningful participation at the meeting.

Majority decisions are carried through while dissenting members' views are captured and recorded as part of the minutes.

I further report that based on review of compliance mechanism established by the Company and on the basis of Compliance Certificate issued by the Company Secretary, I am of the opinion that there are adequate systems and processes in the Company commensurate with the size and operations of the company to monitor and ensure compliance with applicable laws, rules, regulations and guidelines.

I further report that the Board of Directors has, on the recommendation of Nomination & Remuneration Committee and subject to approval of shareholders through Postal Ballot, at their meeting held on November 4, 2025, approved the following:

Revision in remuneration payable to Mr. Rakesh Goyal (DIN: 07977008) Whole-time Director-Operations from January 1, 2026 upto the completion of his term of appointment on May 31, 2027.

Subsequently, the shareholders have, by special resolution, approved revision in remuneration payable to Mr. Rakesh Goyal, Whole-time Director – Operations through Postal Ballot on December 20, 2025.

There are no materially significant related party transactions made by the Company with Promoters, Directors, Key Managerial Personnel or other designated persons which may have a potential conflict with the interest of the Company at large. Prior omnibus approval, wherever necessary, of the Audit Committee is obtained for transactions which are of a foreseen and repetitive nature.

I further report that during the audit period the Company and its officers in all departments have co-operated with us and have produced before us all the required forms, information, clarifications, returns and other documents as required for the purpose of our audit.

For **P Mehta & Associates.**  
Practising Company Secretaries

**Prashant S Mehta**  
(Proprietor)  
ACS No. 5814  
C.P. No. 17341  
UDIN: A005814H000276832  
PR No. 2354/2022

Date: May 5, 2026  
Place: Mumbai

## ANNEXURE 5

### CORPORATE GOVERNANCE REPORT

#### 1. COMPANY'S PHILOSOPHY ON CODE OF CORPORATE GOVERNANCE:

Our philosophy on Governance upholds the core values with ethical business conduct, aimed at safeguarding and maximizing the value to the interest of the various stakeholders of our company including shareholders, lenders, employees, customers, vendors and public at large. At Alkyl Amines Chemicals Limited, ("ALKYL"), we are committed to Good Corporate Governance to ensure that all functions of the Company are discharged in a professionally sound and competent manner. Given below is the requisite information relating to corporate functioning of your Company at apex level for the purposes of due transparency on this aspect.

#### 2. BOARD OF DIRECTORS

##### i) Composition and category of Directors:

The Board of Directors of the Company consists of 10 Directors with required blend of Executive and Non-Executive Directors including Independent Directors and Woman Director, in line with the provisions of the Companies Act, 2013 ("the Act") and the SEBI (Listing Obligations & Disclosure Requirements) Regulations, 2015 ("SEBI Listing Regulations") as amended from time to time. As on the date of the Report, out of 10 Directors, one Director is the Chairman & Managing Director, two are Executive Directors, one is Whole-time Director - Operations, one is Non-Executive and Non-Independent Director and rest of the 5 Directors are Independent and Non-Executive Directors, who bring a wide range of skills and experience to the Board. The number of Directorships, Committee Memberships/Chairmanships of all the Directors is within the limits prescribed under the Act and the SEBI Listing Regulations. The Board of Directors of the Company as on March 31, 2026 is as under:

Name	Designation / Category	Number of Directorships and Committee Memberships / Chairpersonships in other Companies (excluding private companies)		
		Other Directorships	*Committee Memberships	*Committee Chairpersonships
Mr. Yogesh M. Kothari	Chairman & Managing Director (Promoter)	NIL	NIL	NIL
Mr. Premal N. Kapadia	Non-Executive Director (Non - Independent)	One	NIL	NIL
Mrs. Leja S. Hattiangadi	Non-Executive Director (Independent)	One	One	NIL
Mr. Chandrashekhar R. Gupte	Non-Executive Director (Independent)	NIL	NIL	NIL
Mr. Ravi B. Kapoor	Non-Executive Director (Independent)	Two	Two	One
Mr. Ashwin Ramanathan	Non-Executive Director (Independent)	One	NIL	NIL
Mrs. Bhavna G. Doshi	Non-Executive Director (Independent)	Four	Five	Three
Mr. Kirat M. Patel	Executive Director	One	One	NIL
Mr. Suneet Y. Kothari	Executive Director (Promoter Group)	NIL	NIL	NIL
Mr. Rakesh Goyal	Whole-time Director – Operations	NIL	NIL	NIL

\*Membership / Chairmanships of Audit Committees and Stakeholders' Relationship Committees.

Mr. Yogesh M Kothari and Mr. Suneet Y Kothari are relatives. Mr. Suneet Y Kothari is son of Mr. Yogesh M Kothari.

The shareholding of non-executive directors is given in this report. The Company has not issued any non-convertible instruments.

Weblink where details of familiarization programmes imparted to independent directors is disclosed on the website of the Company: <https://alkylamines.com/wp-content/uploads/2022/03/Familiarization-Programme-for-Independent-Directors-2025-26.pdf>

The Company has identified general experience in industry, corporate management, general management, experience in chemicals and specialty chemicals industry, project execution, legal and general commercial expertise as the skills sets, expertise and competencies required in the context of Company's business.

The Board of Directors comprises of professionals of eminence and stature from diverse fields as stated below and they collectively bring to the fore a wide range of skills and experience to the Board, which elevates the quality of the Board's decision-making process.

Name of Director	Expertise in specific functional areas	Names of listed entities where other Directorships held	Category of Directorship
Mr. Yogesh M. Kothari	Industrialist, Chemical Industry and Corporate Management	NIL	NA
Mr. Premal N. Kapadia	Business management	Kaira Can Company Limited	Non-Independent
Mrs. Leja S. Hattiangadi	Engineering contracting Business Management	Aether Industries Limited	Independent
Mr. Chandrashekhhar R. Gupte	Finance, Marketing and General Management	NIL	NA
Mr. Ravi B. Kapoor	Vast experience in Industry and Corporate Management	Hikal Limited	Independent
Mr. Ashwin Ramanathan	Solicitor and Legal	Peninsula Land Limited	Independent
Mrs. Bhavna G. Doshi	Accounting, Finance and Taxation	Nuvoco Vistas Corporation Limited IndusInd Bank Limited KPIT Technologies Limited Great Eastern shipping Company Limited	Independent Independent Independent Independent
Mr. Kirat M Patel	Operations and General Management	Kaira Can Company Limited	Non Independent
Mr. Suneet Y Kothari	Marketing and Business Management	NIL	NA
Mr. Rakesh Goyal	Operations and Technology Transfer	NIL	NA

The Board confirms that Independent Directors fulfil the conditions specified in SEBI Listing Regulations and they are independent of management.

**ii) Meetings and Attendance record of each Director:**

The Company held five Board Meetings during the financial year 2025-26 and the gap between any two Board Meetings did not exceed one hundred and twenty days. The Board meetings were held on 09.05.2025, 14.08.2025, 04.11.2025, 03.02.2026 and 31.03.2026. The attendance record of all the Directors at the Board Meetings and the last Annual General Meeting between 01.04.2025 to 31.03.2026 is as under: -

Name of Director	No. of Board Meetings held	No. of Board Meetings attended	Last Annual General Meeting attendance
Mr. Yogesh M. Kothari	Five	Five	Yes
Mr. Premal N. Kapadia	Five	Three	No
Mrs. Leja S. Hattiangadi	Five	Five	Yes
Mr. Chandrashekhhar R. Gupte	Five	Five	Yes
Mr. Ravi B. Kapoor	Five	Four	Yes
Mr. Ashwin Ramanathan	Five	Five	Yes

Mrs. Bhavna G. Doshi	Five	Five	Yes
Mr. Kirat M. Patel	Five	Five	Yes
Mr. Suneet Y. Kothari	Five	Five	Yes
Mr. Rakesh Goyal	Five	Five	Yes

### 3. COMMITTEES OF THE BOARD OF DIRECTORS

The Company has constituted various committee(s) in compliance with the provisions of the Companies Act, 2013 and SEBI Listing Regulations as amended from time to time.

#### i) Audit Committee

The Company has an Audit Committee of the Board of Directors since April 2000. The Audit Committee comprised of five Directors, i.e. Mr. Chandrashekhar R. Gupte (Chairman), Mrs. Leja S. Hattiangadi, Mrs. Bhavna G. Doshi, and Mr. Ashwin Ramanathan (Independent and Non-Executive Directors) and Mr. Premal N. Kapadia, Non-Executive Non-Independent Director.

The Committee met 4 times during the financial year 2025-26 on 09.05.2025, 14.08.2025, 04.11.2025 and 03.02.2026. The attendance of members at the Committee Meetings is as under: -

Name	No. of Audit Committee Meetings held	No. of Audit committee Meetings attended
Mr. Chandrashekhar R. Gupte	Four	Four
Mr. Premal N. Kapadia	Four	Three
Mrs. Leja S. Hattiangadi	Four	Four
Mrs. Bhavna G. Doshi	Four	Four
Mr. Ashwin Ramanathan	Four	Four

The Company Secretary of the Company acts as Secretary to the Audit Committee. The Account & Finance Officials of the Company, Statutory Auditors and Internal Auditors also attended the meetings of Audit Committee.

The terms of reference of Audit Committee include overview of the company's financial reporting process, review with management the various aspects of financial statements including quarterly, half yearly and annual results, adequacy of internal controls and internal audit function, various audit reports, significant judgments affecting the financial statements, compliance with accounting standards and Company's financial & risk management policies. The Committee reports to the Board of Directors about its findings & recommendations pertaining to above matters. No personnel have been denied access to the Audit Committee.

#### ii) Nomination and Remuneration Committee (NRC)

##### a) Composition

The Company has constituted a Nomination and Remuneration Committee of Directors, consisting of Mr. Chandrashekhar Gupte Chairman, Mr. Ravi Kapoor, Mr. Ashwin Ramanathan who have been the Independent Non-Executive Directors.

The Company Secretary of the Company acts as Secretary to the Committee. The terms of reference of the Committee include review and recommendation to the board of directors of the remuneration paid to the Directors. The Committee meets as and when required to consider and recommend the appointment and remuneration of Directors and such other relevant matter as may be referred to it. The Committee met two times in the financial year 2025-26 on 23.10.2025 and 31.03.2026. The Committee has framed and approved a Nomination and Remuneration policy, which is available on the Company's website at <https://alkylamines.com/wp-content/uploads/2022/03/Nomination-and-Remuneration-Policy.pdf>

The attendance of the members at the meetings was as under:

Name	No. of NRC Meetings held	No. of NRC Meetings attended
Mr. Chandrashekhar R. Gupte	Two	Two
Mr. Ravi B. Kapoor	Two	Two
Mr. Ashwin Ramanathan	Two	Two

**b) Performance evaluation criteria for Directors:**

Evaluation of	Evaluation by	Criteria
Executive Directors	Independent Directors	Transparency, Leadership (business and people), Governance and Communication
Non-Executive and Non-independent Director	Independent Directors	Preparedness, Participation, Value addition, Governance and Communication
Independent Director	All other Board Members	Preparedness, Participation, Value addition, Governance and Communication
Chairman and Managing Director	Independent Directors	Meeting dynamics, Leadership (business and people), Governance and Communication
Committees	Board Members	Composition, Process and Dynamics
Board as a whole	Independent Directors	Composition, Process and Dynamics

**c) Remuneration of Directors:**

Remuneration paid/payable to the Directors for the financial year from 01.04.2025 to 31.03.2026 is given below:  
(₹ In lakhs)

Name	Remuneration	Sitting Fee (Gross)	Commission*	Total
Mr. Yogesh M. Kothari	517.17	-	843.33	1,360.50
Mr. Premal N. Kapadia	NIL	1.20	45.43	46.63
Mrs. Leja S. Hattiangadi	NIL	2.88	45.43	48.31
Mr. Chandrashekhar R. Gupte	NIL	2.80	45.43	48.23
Mr. Ravi B. Kapoor	NIL	1.80	45.43	47.23
Mr. Ashwin Ramanathan	NIL	2.48	45.43	47.91
Mrs. Bhavna G. Doshi	NIL	2.00	45.43	47.43
Mr. Kirat M. Patel	336.44	-	272.60	609.04
Mr. Suneet Y. Kothari	338.43	-	272.60	611.03
Mr. Rakesh Goyal	134.58	-	40.83	175.41

\*Commission to Managing Director, Executive Directors and Non-Executive Directors will be paid after the financial statements are approved by the shareholders at the Annual General Meeting scheduled to be held on July 3, 2026.

Non-Executive Directors are paid sitting fees for meeting of Board or its Committees attended by them and are also eligible for Commission. Remuneration to Executive Directors includes salary and perquisites. Except Mr. Rakesh Goyal, Whole-time Director – Operations, the Company has not granted stock options to any Director.

The Nomination and Remuneration Committee of the Directors, at its meetings held on various dates granted 30,921 options to Mr. Rakesh Goyal, Whole-time Director – Operations under Alkyl Amines Chemicals Limited (AACL) – Employee Stock Option Plan 2018. The options are issued at exercise price being the closing price at the date of grant minus discount. The options vest in 4 equal installments, subject to a minimum vesting period of 1 year and over a period of four to five years, from date of grant. The exercise period of such vested options, expires on 5 years from date of vesting of such options. The details of options exercised and shares held by Mr. Rakesh Goyal during the year are as below:

No. of shares held on 01/04/2025	No. of ESOPs exercised during 2025-26	No. of Equity Shares sold during 2025-2026	No. of Equity Shares held as on 31/03/2026
11,346	949	0	12,295

The Managing Director and Executive Directors/Whole-time Director - Operations of the Company have been appointed for a period of five years. Either party is entitled to terminate the appointment by giving six months' notice in writing to the other party.

**iii) Stakeholders' Relationship Committee (SRC):**

- a) The Company has a Stakeholders' Relationship Committee, whose terms of reference include approval of share transfers and overview of investor grievance handling system. The Committee consisted of Mr. Ashwin Ramanathan, Chairman, Mrs. Leja S. Hattiangadi and Mr. Yogesh M. Kothari.

The Company Secretary of the Company acts as Secretary to the Committee.

- b) The Committee held four meetings during the financial year 2025-26 on 15.04.2025, 16.07.2025, 27.10.2025 and 13.01.2026.
- c) The attendance of the members at the meetings is as under:

Name	No. of SRC Meetings held	No. of SRC Meetings Attended
Mr. Ashwin Ramanathan	Four	Four
Mrs. Leja S. Hattiangadi	Four	Four
Mr. Yogesh M. Kothari	Four	Four

- d) Mr. Chintamani D Thatte, General Manager (Legal) and Company Secretary is the Compliance Officer.
- e) No. of shareholder complaints received during the financial year 2025-26

Name Change	1
Transmission of shares	1
Non-receipt of demat credit	1
Status of IEPF Claim	1
Non-receipt of Share certificate	1

- f) No. of shareholder complaints not solved to the satisfaction of the shareholders: None
- g) No. of pending complaints: None

**iv) Finance Committee:**

The Company also has a Finance Committee of Directors to consider finance related decisions, consisting of Mr. Yogesh. M. Kothari, Chairman, Mr. Kirat M. Patel and Mrs. Bhavna G. Doshi. The Committee meets as and when required. No meeting of the Committee was held during the financial year 2025-26.

**v) Corporate Social Responsibility Committee:**

In accordance with Section 135 of the Companies Act, 2013 the Board of Directors of the Company has formed a Corporate Social Responsibility Committee (CSR Committee), consisting of Mr. Yogesh M. Kothari, Chairman, Mrs. Leja S. Hattiangadi and Mr. Kirat M. Patel. During the financial year 2025-26, four Committee Meetings were held on 01.04.2025, 03.07.2025, 12.11.2025 and 24.02.2026. The attendance of the members at the meeting is as under:

Name	No. of CSR Committee Meetings held	No. of CSR Committee Meetings attended
Mr. Yogesh M. Kothari	Four	Four
Mrs. Leja S. Hattiangadi	Four	Four
Mr. Kirat M. Patel	Four	Four

**vi) Risk Management Committee (RMC):**

The Company has constituted a Risk Management Committee in line with the SEBI Listing Regulations. This Committee consisted of Mr. Ravi B. Kapoor, Chairman, Mr. Chandrashekhar R. Gupte, Independent Director, Mr. Suneet Y. Kothari, Executive Director, Mr. Rakesh Goyal, Whole-time Director - Operations and Mr. R. N. Iyer, Vice President (Manufacturing)

During the financial year 2025-26, two Committee Meetings were held on 23.04.2025 and 23.10.2025. The attendance of the members at the meeting is as under:

Name	No. of RMC Meetings held	No. of RMC Meetings attended
Mr. Ravi B. Kapoor	Two	Two
Mr. Chandrashekhar R. Gupte	Two	Two
Mr. Suneet Y. Kothari	Two	Two
Mr. Rakesh Goyal	Two	Two
Mr. Ramchandra N. Iyer	Two	Two

The terms of reference of the Committee include the performance of functions specified in Part D of Schedule II of SEBI Listing Regulations.

**vii) Independent Directors' Meeting:**

A meeting of the Independent Directors of the Company was held on 03.02.2026, in conformity with the provisions of the Schedule IV of the Companies Act, 2013 and the SEBI Listing Regulations.

All the Independent Directors were present at the meeting and have, inter - alia, discussed the following:

- Review the performance of Non-Independent Directors and the Board as a whole.
- Review the performance of the chairperson of the Company, taking into account the views of Executive Directors and Non-Executive Directors.
- Assess the quality, quantity and timeliness of flow of information between the Company management and the Board that is necessary for the Board to effectively and reasonably perform their duties.

**4. POLICY FOR SELECTION AND APPOINTMENT OF DIRECTORS AND THEIR REMUNERATION:**

A copy of the Nomination and Remuneration policy is available on the Company's website at <https://alkylamines.com/wp-content/uploads/2022/03/Nomination-and-Remuneration-Policy.pdf>

**5. GENERAL BODY MEETINGS:**

Location and time where last three Annual General Meetings (AGM) were held and details of special resolutions passed:

No. of AGM	Venue	Date	Time
45 <sup>th</sup> AGM	Through Video Conferencing (VC) and Other Audio-Visual Means (OAVM) at the Corporate Office of the Company at, 207A, Kakad Chambers, Worli, Mumbai 400 018	July 1, 2025	03:00 P.M.
44 <sup>th</sup> AGM	Through Video Conferencing (VC) and Other Audio-Visual Means (OAVM) at the Corporate Office of the Company at, 207A, Kakad Chambers, Worli, Mumbai 400 018  Special resolution was passed for appointment of Mrs. Bhavna G. Doshi as Independent Director	July 2, 2024	03:00 P.M.
43 <sup>rd</sup> AGM	Through Video Conferencing (VC) and Other Audio-Visual Means (OAVM) at the Corporate Office of the Company at, 207A, Kakad Chambers, Worli, Mumbai 400 018  Special resolutions were passed for re-appointment of Mrs. Leja Hattiangadi and Mr. Chandrashekhar R. Gupte as Independent Directors and continuation of directorship of Mr. Premal N. Kapadia as Non-Executive Non-Independent Director.	July 11, 2023	03:00 P.M.

During the financial year 2025-26, the following special resolution was passed by postal ballot:

- Revision in remuneration payable to Mr. Rakesh Goyal – Whole-time Director (Operations) up to completion of his term of appointment on May 31, 2027

Voting pattern for the aforementioned resolution was as below:

Resolution No.	Particulars of resolution	% of votes in favour on votes polled	% of votes against on votes polled	Status of resolution
1	Revision in remuneration payable to Mr. Rakesh Goyal – Whole-time Director (Operations) up to completion of his term of appointment on May 31, 2027	99.89	0.11	Passed with requisite majority

In compliance with Sections 108 and 110 of the Companies Act, 2013, alongwith applicable rules thereunder, and circulars issued by the Ministry of Corporate Affairs (MCA) on e-voting through postal ballots, postal ballot notice was sent through electronic mode only to those Members whose e-mail addresses were registered with the Company/Depositories. The hard copy of the Postal Ballot notice along with the Postal Ballot form and pre-paid Business envelope was not sent to the members for this Postal Ballot. The communication of assent or dissent of the Members took place only through the remote e-voting system.

Mr. Prashant S. Mehta, Practising Company Secretary, who was appointed as the scrutinizer for the postal ballot process, submitted his report on the Ballot on December 22, 2025.

At present, there is no special resolution proposed to be conducted through postal ballot.

#### 6. DISCLOSURES:

- i. There are no materially significant related party transactions that may have potential conflict with the interests of the Company at large. Related Party Transaction policy is available on the website of the Company at <https://alkylamines.com/wp-content/uploads/2022/03/Policy-on-Related-Party-Transaction.pdf>

A list of transactions with related parties as per Ind AS-24 is mentioned in Note 41 to the Audited Financial Statements

- ii. Details of non-compliance by the listed entity, penalties, strictures imposed on the listed entity by stock exchange(s) or the board or any statutory authority, on any matter related to capital markets, during the last three years - Not applicable
- iii. There are no loans/advances to firms/companies in which Directors are interested.
- iv. The Company has a whistleblower policy, which is available on the Company's website at <https://alkylamines.com/wp-content/uploads/2022/03/Whistle-Blower-Policy.pdf>. The Company affirms that no personnel have been denied access to audit committee.
- v. Details of compliance with mandatory requirements and adoption of the non-mandatory requirements: The Company has complied with all mandatory requirements of Corporate Governance. Adoption of non-mandatory requirements of the Listing Regulations is being reviewed from time to time.
- vi. The Company does not have any subsidiary.
- vii. During the financial year, the Company did not raise funds through preferential allotment or qualified institutional placement.
- viii. Mr. Prashant S. Mehta, Practising Company Secretary, has issued a certificate that none of the Directors on the Board of the Company have been debarred or disqualified from being on the Board or continuing as Directors of companies by SEBI or Ministry of Corporate Affairs or any other statutory authority.
- ix. There is no recommendation of any Committees of the Board which has not been accepted by the Board of the Company during the financial year 2025-26.
- x. Fees for Statutory and Tax Audit paid by the Company on a consolidated basis to the Statutory Auditors are ₹ 35.00 Lakhs. Out of pocket expenses paid to them of ₹ 1.48 Lakhs.
- xi. In line with the requirements of the Sexual Harassment of Women at Workplace (Prevention, Prohibition and Redressal) Act, 2013, the Company has set up Complaints Committees at its workplaces. No complaints have been received during the financial year 2025-26.
- xii. The disclosures of the compliance with Corporate Governance requirements specified in Regulation 17 to 27 and Regulation 46(2) of the SEBI Listing Regulations.

Sr. No.	Particulars	Regulation	Brief description of the Regulation	Compliance Status (Yes/ No/ N.A.)
1	Board of Directors	17 (1), (1A), (1C), (1D) & (1E)	Composition of Board	Yes
		17(2) & (2A)	Meeting of Board of Directors	Yes
		17(3)	Review of Compliance Reports	Yes
		17(4)	Plans for orderly succession for appointments	Yes, as and when Applicable
		17(5)	Code of Conduct	Yes
		17(6)	Fees/Compensation	Yes
		17(7)	Minimum Information to be placed before the Board	Yes
		17(8)	Compliance Certificate	Yes
		17(9)	Risk Assessment & Management	Yes
		17(10)	Performance Evaluation	Yes
		17(11)	Recommendation of Board to the Shareholders	Yes
2	Audit Committee	17A	Maximum number of Directorships	Yes
		18(1)	Composition of Audit Committee & Presence of the Chairman of the Committee at the Annual General Meeting	Yes
		18(2)	Meeting of Audit Committee	Yes
3	Nomination and Remuneration Committee	18(3)	Role of the Committee and Review of information by the Committee	Yes
		19(1), (2) & (2A)	Composition & Quorum of Nomination and Remuneration Committee and Quorum	Yes
		19(3) & (3A)	Presence of the Chairman of the Committee at the Annual General Meeting	Yes
4	Stakeholders Relationship Committee	19(4)	Role of the Committee	Yes
		20(1), (2), (2A), (3) & (3A)	Composition of Stakeholder Relationship Committee and presence of the Chairman of the Committee at the Annual General Meeting	Yes
5	Risk Management Committee	20(4)	Role of the Committee	Yes
		21(1), (2), (3), 3A, 3B & 3C	Composition of Risk Management Committee, Quorum and Meeting	Yes
6	Vigil Mechanism	21(4), (5) & (6)	Role of the Committee and other	Yes
		22	Formulation of Vigil Mechanism for Directors and Employee	Yes
7	Related Party Transaction	23	Formulation of Vigil Mechanism for Directors and Employee	Yes
		23(1), (1A), (5), (6) & (8)	Policy for Related Party Transaction	Yes
		23(2) & (3)	Approval including omnibus approval of Audit Committee for all Related Party Transactions and review of transaction by the Committee	Yes
		23(4)	Approval for Material Related Party Transactions	N.A.
8	Subsidiary of the Company	23(9)	Disclosure of Related Party Transactions	Yes
		24(1)	Composition of Board of Directors of Unlisted Material Subsidiary	N.A.
		24(2), (3), (4), (5), (6) & (7)	Other Corporate Governance requirements with respect to Subsidiary including Material Subsidiary of listed entity	N.A.

Sr. No.	Particulars	Regulation	Brief description of the Regulation	Compliance Status (Yes/ No/ N.A.)
9	Secretarial Audit	24A, 1A, 1C and 2	Secretarial Audit, Secretarial Compliance Report and Secretarial Auditor	Yes
10	Obligations with respect to Independent Directors	25(1), (2) & (2A)	Appointment of Independent Director & Tenure	Yes
		25(3)	Meeting of Independent Directors	Yes
		25(4)	Review of Performance by the Independent Directors	Yes
		25(7)	Familiarization of Independent Directors	Yes
		25(5), (8), (9), (10) and (11)	Declaration and other requirements	Yes
11	Obligations with respect to Directors and Senior Management	26(1) & (2)	Memberships & Chairmanship in Committees	Yes
		26(3)	Affirmation with compliance to code of conduct from members of Board of Directors and Senior Management Personnel	Yes
		26(5) & (6)	Disclosures by Senior Management about potential conflicts of Interest	Yes
		26A	Vacancies in respect of certain Key Managerial Personnel	N.A.
12	Other Corporate Governance Requirements	27(1)	Compliance of Discretionary Requirements	Yes
		27(2)	Filing of Quarterly Compliance Report on Corporate Governance	Yes
13	Disclosures on Website of the Company	46(2)(a), (aa) & (ab)	Details of business, memorandum and articles of association and brief profile of Directors	Yes
		46(2)(b)	Terms and conditions of appointment of Independent Directors	Yes
		46(2)(c)	Composition of various committees of Board of Directors	Yes
		46(2)(d)	Code of Conduct of Board of Directors and Senior Management Personnel	Yes
		46(2)(e)	Details of establishment of Vigil Mechanism / Whistle Blower policy	Yes
		46(2)(f)	Criteria of making payments to Non-Executive Directors	Yes
		46(2)(g)	Policy on dealing with Related Party Transactions	Yes
		46(2)(h)	Policy for determining Material Subsidiaries	NA
		46(2)(i)	Details of familiarization programmes imparted to Independent Directors	Yes
		46(2)(oa)	Audio recordings and transcripts of earning conference calls	Yes
		46(2)(z)	Annual Return	Yes

xiii. Particulars of Senior Management Personnel and changes since the close of the previous financial year:

Name of Senior Management Personnel	Designation	Changes, if any, during the year 2025-26 (Yes/No)	Nature of change and Effective date
Mr. Yogesh M. Kothari	Chairman and Managing Director	No	--
Mr. Kirat M. Patel	Executive Director	No	--
Mr. Suneet Y. Kothari	Executive Director	No	--
Mr. Rakesh Goyal	Whole-time Director – Operations	No	--
Mr. Sameer S. Katdare	Vice President	No	--
Mr. Ramchandra N. Iyer	Vice President	No	--

xiv. Disclosure of certain types of agreements binding listed entities:

There are no agreements that require disclosure under clause 5A of paragraph A of Part A of Schedule III of the SEBI Listing Regulations.

**7. MEANS OF COMMUNICATION:**

- i. Company publishes the financial results in National and Regional Newspapers like Business Standard and Loksatta, Quarterly Results are also put on the Company's web-site at <https://alkylamines.com/investors-type/financials/>
- ii. Management Discussion & Analysis forms part of Annual Report 2025-26.

**8. GENERAL SHAREHOLDER INFORMATION:**

- (i) Annual General Meeting  
Date: July 3, 2026  
Time: 3 p.m.  
Meeting will be held Through Video Conferencing ('VC') or Other Audio-Visual Means ('OAVM')
- (ii) Financial Year: April to March
- (iii) Dividend payment date: Dividend on or after July 14, 2026 @ of ₹ 10 (500%) per share of face value of ₹ 2/- each. Dividend recommended by Board @ ₹ 10/- per share is subject to approval of shareholders in the ensuing AGM.
- (iv) Record Date for Dividend: June 26, 2026
- (v) Dates of Book Closure: June 27, 2026 to July 3, 2026 (Both days inclusive)
- (vi) The equity shares of the Company are listed on BSE Limited and National Stock Exchange of India Limited. The Annual Listing fees have been paid and there is no outstanding payment towards the stock exchanges, as on date.

**9. Share Transfer System/ Dividend and other related matters:**

**a) Share Transfers**

Share Transfer Forms for shares held in physical mode which are received by the Company/MUFG Intime India Private Limited, returned on or before 1st April 2019 due to deficiency in the documents or signature difference or such other reason, were allowed to be re-lodged for transfer in physical form till March 31, 2021 only, in accordance with SEBI circular no. SEBI/HO/MIRSD/RTAMB/CIR/P/2020/166 dated September 7, 2020. Further, in accordance with said SEBI circular, all share transfers need to be carried out in the dematerialised form with effect from April 1, 2021 compulsorily. Members holding shares in physical form are requested to dematerialize their holdings at the earliest. SEBI vide its notification dated January 24, 2022, has mandated that all the requests for transfer of securities including transmission / transposition request shall be processed only in dematerialized form.

Further, SEBI vide circular No. SEBI/HO/MIRSD/MIRSD-PoD/P/CIR/2025/97 dated July 2, 2025 and circular No. HO/38/13/11(2)2026-MIRSD-POD/I/3750/2026 dated January 30, 2026 SEBI has provided one more opportunity to physical shareholders to re-lodge transfer deeds that were originally lodged prior to April 1, 2019 and were rejected/returned due to deficiencies in documents, including those that pending or were rejected/returned as on the earlier cut-off date of March 31, 2021. Accordingly, SEBI has opened a Special Window for a period of six months, from July 7, 2025 to January 6, 2026 and further from February 5, 2026 to February 4, 2027, for re-lodgment of such transfer deeds that had been earlier rejected/returned.

**Sub-division of shares**

The Company has sub-divided the shares from face value of ₹ 5/- each into ₹ 2/- each on May 12, 2021 (Record Date). The old shares having face value of ₹ 5/- are no longer tradeable and stand cancelled. The Company has already sent / dispatched the new share certificate of face value of ₹ 2/- each, to all members holding the shares in the physical mode, even without surrendering the old share certificate of face value of ₹ 5/- each which automatically stands cancelled. The Members holding the shares in the electric form were credited with the required number of shares through corporate action in their demat account.

**b) Nomination facility for shareholding**

As per the provisions of the Companies Act, 2013, facility for making nomination is available for Members in respect of shares held by them. Members holding shares in physical form may obtain nomination form, from Registrar and Transfer Agent of the Company, MUFG InTime India Private Limited or download from the Company's website. Members holding shares in dematerialized form should contact their Depository Participants (DP) in this regard.

**c) Common and Simplified Norms for processing Investors' Service Requests**

Members who hold shares in physical form are advised that SEBI has made it mandatory that a copy of the PAN card of the transferee/s, members, surviving joint holders / legal heirs be furnished to the Company while obtaining the services of transposition, transmission and issue of duplicate share certificates.

SEBI has issued Circular No. SEBI / HO / MIRSD / MIRSD\_RTAMB / P /CIR / 2021 / 655 dated November 3, 2021 amended from time to time and Master Circular No. HO/38/13(4)2026-MIRSD-POD/I/4298/2026 dated February 6, 2026 wherein SEBI has prescribed Common and Simplified Norms for processing Investor's Service Request by Registrar and Share Transfer Agent (RTA) of the Company, Circular No. SEBI/HO/MIRSD/MIRSD-PoD-1/P/CIR/2023/37 dated March 16, 2023 and Circular No. SEBI/HO/MIRSD/POD-1/P/CIR/2023/181 dated November 17, 2023 wherein SEBI has prescribed Common and Simplified Norms for processing Investor's Service Request by Registrar and Share Transfer Agent (RTA) of the Company.

Further, SEBI vide these Circulars has mandated the furnishing of PAN, Address with PIN code, Email address, Mobile No., Bank Account details, Specimen Signature & Nomination by holders of physical securities. Effective from January 1, 2022, any service requests or complaints received from the member, will not be processed by RTA till aforesaid details / documents are provided to RTA.

In compliance with the above SEBI Circulars, the Company has completed the dispatch of intimations as prescribed in the said circulars to the Shareholders holding shares of the Company in physical form on June 14, 2025 for F. Y. 2024-2025.

The relevant forms for registering/changing KYC details and Nomination viz., forms ISR-1, ISR-2, ISR-3, SH-13, SH-14 are available on the website of M/s. MUFG InTime India Private Limited at <https://web.in.mpms.mufg.com/KYC-downloads.html>, RTA of the Company and also on the website of the Company at <https://alkylamines.com/investors-type/investor-center>

In case Shareholder has not submitted his / her PAN, KYC details and Nomination and other details / documents mentioned in the said SEBI circulars, are requested to submit the same to the RTA / Company at the earliest.

In addition to above circulars, SEBI has issued another circular no SEBI/HO/MIRSD/MIRSD\_RTAMB/P/CIR/2022/8 dated January 25, 2022, wherein SEBI mandated all the listed companies shall henceforth issue the securities in dematerialized form only while processing the following service requests:

- i. Issue of duplicate securities certificate;
- ii. Claim from Unclaimed Suspense Account;
- iii. Renewal / Exchange of securities certificate;
- iv. Endorsement;
- v. Sub-division / Splitting of securities certificate;
- vi. Consolidation of securities certificates/folios;
- vii. Transmission;
- viii. Transposition;

The Shareholders/Claimants are requested to submit duly filled up Form ISR-4 along with the documents/details specified therein. For item nos. iii to viii above, shareholder/claimant are also requested to submit original securities certificate(s) to the RTA / Company for processing the above service requests.

The Company / RTA processes the service requests after verification of requisite documents and issue a 'Letter of confirmation' in lieu of physical share certificate(s), to the Shareholders/Claimants within 30 days of its receipt of request, for necessary action from their end. However, SEBI vide circular number HO/38/13(3)2026-MIRSD-POD/I/3763/2026 dated January 30, 2026 has done away the requirement of issuance of Letter of Confirmation ("LOC") and directed to credit the securities in dematerialization account of the shareholder.

Form ISR-4 is also available on the website of M/s. MUFG InTime India Private Limited at <https://web.in.mpms.mufg.com/client-downloads.html>, RTA of the Company and also on the website of the Company at <https://alkylamines.com/investors-type/investor-center/>

#### **d) Dividend**

##### **i) Payment of dividend through National Automated Clearing House (NACH)**

The Company provides the facility for remittance of dividend to the Members through NACH mode. Members who hold shares in demat mode should inform their Depository Participant and Members holding shares in physical form should inform the Company about their core banking account number and RTGS codes of their respective bank branches allotted to them by their bankers.

SEBI has mandated that the security holders (holding securities in physical form), whose folio(s) do not have PAN or Choice of Nomination or Contact Details or Mobile Number or Bank Account Details or Specimen Signature updated, shall be eligible for any dividend payment in respect of such folios, only through electronic mode with effect from April 01, 2024 upon furnishing the said details. Further, relevant FAQs published by SEBI can be viewed at the following link: <https://alkylamines.com/wp-content/uploads/2024/03/SEBI-FAQ-Investor-Service-Requests.pdf>. As per SEBI directives, with effect from November 18, 2025, payment of dividends shall be processed in electronic mode only. Payment through dividend warrant or cheque has been discontinued. Further, members are requested to note that payment of dividend

to shareholders holding shares in physical forms shall be made only upon folio being KYC compliant i.e. PAN, contact details including mobile no., bank account details and specimen signature are registered with the RTA. Shareholders are therefore requested to update their bank details and ensure that their folios are KYC compliant.

**ii) Transfer of unpaid / unclaimed amounts to Investor Education and Protection Fund**

The Company is required to transfer dividends which have remained unpaid / unclaimed for a period of seven years to the Investor Education & Protection Fund (IEPF) established by the Government. During the year under the review, the Company has credited ₹ 7,83,664/- pertaining to the final dividend for the year 2017-18, to IEPF pursuant to section 205C of the Companies Act, 1956 read with the Investor Education and Protection Fund (Awareness and Protection of Investors) Rules, 2001. The Company will transfer unclaimed dividend for the financial year ended March 31, 2019 to the said fund by October 12, 2026.

In conformity with the IEPF Authority (Accounting, Audit, Transfer and Refund) Rules, 2016, the details of shares transferred to and refunded from IEPF are as under:

Particulars	No. of Shares
Shares lying in the IEPF A/c as on 01.04.2025	2,92,654
Shares transferred to IEPF A/c during the year (Base year 2017-18)	31,030
Shares transferred from IEPF A/c to the shareholder	(15,566)
Balance shares in IEPF A/c as on 31.03.2026	3,08,118

Pursuant to the provisions of IEPF (Uploading of Information regarding unpaid and unclaimed amounts lying with companies Rules, 2012), the Company has uploaded the details of unpaid and unclaimed amounts lying with the Company as on July 1, 2025 (date of last Annual General Meeting) on the Company's website at <https://alkylamines.com/investors-type/investor-center/>

Guidelines for Investors to file claim in respect of Unclaimed Dividend / Shares transferred to the IEPF

With effect from September 7, 2016, Investors / Depositors whose unpaid dividends, matured deposits or debentures etc. have been transferred to IEPF under Companies Act, 1956 / 2013, can claim the amounts. In addition, claims can also be made in respect of shares which have been transferred to the IEPF, as per the procedures/guidelines stated below:

First Step – Register yourself on IEPF website: [www.iepf.gov.in](http://www.iepf.gov.in)

Second Step – Fill the web form IEPF-5 online.

Third Step – Attach scan copy of requisite documents with form.

Fourth Step – Take printout of auto generated indemnity bond and other relevant documents.

Fifth Step – Send all original documents to the Company.

Sixth Step – Company to e-verify the claim in 30 days.

Seventh Step – On the basis of verification report, refund of shares and amount by IEPF Authority to the claimant.

Investor / Claimant may contact Mr. Chintamani D. Thatte, General Manager (Legal) & Company Secretary, Nodal Officer of the Company for IEPF refunds process on the following:

E-mail id – [cthatte@alkylamines.com](mailto:cthatte@alkylamines.com)

Telephone No. – 022 6794 6618 / 022 6794 6645

Financial Year	Date of Declaration	Rate of Dividend	Due date for transfer to IEPF
31.03.2019	06.08.2019	160%	13-09-2026
31.03.2020	06.02.2020	200% (Interim)	12-03-2027
31.03.2020	14.08.2020	200% (Final)	19-09-2027
31.03.2021	02.02.2021	200% (Interim)	10-03-2028
31.03.2021	20-07-2021	300% (Final)	25-08-2028
31.03.2022	01-08-2022	500%(Final)	06-09-2029
31.03.2023	11-07-2023	500%(Final)	17-08-2030
31.03.2024	02-07-2024	500% (Final)	08-08-2031
31.03.2025	01-07-2025	500% (Final)	07-08-2032

Individual reminders are sent each year to those Members whose dividends have remained unclaimed for a period of seven years from the date they became due for payment, before transferring the dividend to the IEPF.

**iii) Pending Investor Grievances**

Any Member / Investor whose grievance has not been resolved satisfactorily, may kindly write to the Company Secretary at the Registered office with a copy of the earlier correspondence.

**iv) Reconciliation of Share Capital Audit**

As required by SEBI (Depositories and Participants) Regulations, 2018, quarterly audit of the Company's share capital is being carried out by an independent external auditor with a view to reconcile the total share capital admitted with National Securities Depository Limited (NSDL) and Central Depository Services (India) Limited (CDSL) and held in physical form, with the issued and listed capital. The Auditors' Certificate in regard to the same is submitted to BSE Limited and the National Stock Exchange of India Limited and is also placed before the Board of Directors.

**10. Shareholding:**
**a) Distribution of Shareholding as on March 31, 2026:**

Shareholding of Nominal Value (₹)	No. of Shareholder	% of Holders	Total Amount	% of total Amount
1 to 500	1,45,532	97.033	66,49,058	6.50
501 to 1000	2105	0.140	15,74,384	1.54
1001 to 2000	1103	0.74	16,13,076	1.58
2001 to 3000	393	0.262	9,94,796	0.97
3001 to 4000	296	0.20	10,51,694	1.03
4001 to 5000	98	0.07	4,52,914	0.44
5001 to 10000	216	0.14	15,35,330	1.50
10001 and above	239	0.16	8,84,16,852	86.44
<b>Total</b>	<b>1,49,982</b>	<b>100.00</b>	<b>10,22,88,104</b>	<b>100.00</b>

**b) Shareholding pattern as on March 31, 2026:**

Sr. No.	Category of shareholders	No. of Shares held	% of shareholding
1	• Indian Promoter & Persons acting in concert	3,67,85,388	71.93
	• Non-resident persons acting in concert	61,880	0.12
<b>Sub-Total (A)</b>		<b>3,68,47,268</b>	<b>72.05</b>
2	Mutual Funds	6,55,497	1.28
3	Alternate Investment Funds	8,60,925	1.68
4	Insurance Companies	25,448	0.05
5	Foreign Portfolio Investors	17,66,128	3.45
<b>Sub-Total (B)</b>		<b>33,07,998</b>	<b>6.46</b>
6	Directors and their relatives	51,000	0.10
7	Key Managerial Personnel	1,46,091	0.29
8	Bodies Corporate	4,67,466	0.91
9	IEPF	3,08,118	0.60
10	NRIs	7,92,940	1.56
11	Clearing members	14,719	0.03
12	Indian Public	92,08,452	18.00
<b>Sub-Total (C)</b>		<b>1,09,88,786</b>	<b>21.49</b>
<b>Total Share Capital (A+B+C)</b>		<b>5,11,44,052</b>	<b>100.00</b>

**c) Statement Showing Shareholding more than 1% of the Capital as on March 31, 2026:**

Sr. No.	Name of the Shareholders	No. of Shares	% of Capital
1.	Mr. Yogesh M. Kothari (Promoter)	2,94,79,853	57.64
2.	Mrs. Nini Yogesh Kothari (Promoter Group)	12,67,870	2.48
3.	Mr. Hemendra M. Kothari (Promoter Group)	5,33,500	1.04
4.	Niyoko Trading & Consultancy LLP (Promoter Group)	19,58,500	3.83
5.	Purjeeko Trading & Consultancy LLP (Promoter Group)	19,48,330	3.81
6.	SYK Trading & Consultancy LLP (Promoter Group)	7,86,270	1.54

**d) Shareholding of Directors as on March 31, 2026:**

Sr. No.	Name	No. of Shares held
1.	Mr. Yogesh M. Kothari	2,94,79,853
2.	Mr. Premal N. Kapadia	-
3.	Mrs. Leja S. Hattiangadi	-
4.	Mr. Chandrashekhhar R. Gupte	-
5.	Mr. Ravi B. Kapoor	3,125
6.	Mr. Ashwin Ramanathan	-
7.	Mrs. Bhavna G. Doshi	-
8.	Mr. Kirat M. Patel	1,33,171
9.	Mr. Suneet Y. Kothari	3,83,310
10.	Mr. Rakesh Goyal	11,346

**11. Dematerialization of shares and liquidity:**

Trading in Equity Shares of the Company is permitted only in dematerialized form. All requests for dematerialization of shares are processed and the confirmation is given to the respective depositories i.e. National Securities Depository Limited (NSDL) and Central Depository Services Limited (CDSL) within the stipulated time.

**Other details are as under:**

Demat ISIN Number for Shares of the Company in NSDL & CDSL	INE150B01039
Total No. of Shares as on 31.03.2026	5,11,44,052
Total No. of Shares dematerialized up to 31.03.2026	5,08,36,237
Percentage to total paid up capital	99.40%

**12. Outstanding GDR/ADR/Warrants or any convertible instruments, conversion date and impact on equity: Nil**
**13. Commodity price risk or foreign exchange risk and hedging activities:**

The commodity nature of some of company's products makes them susceptible to fluctuations in raw material prices and exchange rates. The Company is vulnerable to alcohol price volatility. Domestic alcohol prices are dependent on the cyclicity of the sugar industry and Government policy for its use in oil sector. Other petroleum based raw materials are subject to international gas/crude oil price fluctuation.

**14. Disclosure of commodity price risks and commodity hedging activities:**

To address commodity price risks, we ensure that normally contracts for supply generally do not exceed the production cycle time of three months. In exports, we have linked prices to benchmark raw material prices in most cases of long-term supply contracts.

As regards raw material and utilities, volatility in input prices are mitigated by ensuring that commitments match the production plans not exceeding four months, except for Ethyl Alcohol and, Coal during the Monsoon.

The Company has a comprehensive Risk Management Policy covering commodity price risks and foreign exchange risks.

#### 15. Credit Rating:

The Company has received Credit Rating of AA -ve/ Stable - Long Term Rating and A1+ Short Term Rating from CRISIL Limited for working capital facilities. There has been no revision in the said rating during the year.

#### 16. Equity Shares in the Suspense Account

In compliance with Regulation 39 of the SEBI Listing Regulations, the Company reports the following details in respect of equity shares lying in the suspense accounts which are issued to the shareholders on their request.

Particulars	No. of Shareholders	No. of Shares
No. of shareholders and the outstanding shares lying in the suspense A/c as on 31.03.2025	167	99,425
No. of shareholders who approached the Company for transfer of shares and shares transferred from suspense A/c to Shareholder / IEPF during the year	73	25,565
No. of Shareholders and the outstanding shares lying in the suspense A/c as on 31.03.2026	94	73,860

#### Dealing with securities returned undelivered and which have remained unclaimed

As per Regulation 39(4) of SEBI (LODR) Regulations, 2015 read with Schedule VI “Manner of dealing with Unclaimed Shares”, Companies are required to dematerialize such shares which have been returned as “Undelivered” by the postal authorities and hold these shares in an “Unclaimed Suspense A/c” to be opened with either one of the Depositories viz. NSDL or CDSL.

All corporate benefits on such shares viz. bonus, dividends etc. shall be credited to the unclaimed suspense A/c as applicable for a period of seven years and thereafter be transferred in accordance with the provisions of Investor Education and Protection Fund Authority (Accounting, Audit, Transfer, and Refund) Rules, 2016 read with Section 124 of the Companies Act, 2013

Post-split of shares from face value of ₹5 into ₹2 each as on record date i.e, May 12, 2021, Company has dispatched the new share certificate(s) to all physical shareholders at their registered address.

#### 17. Other Disclosures:

As required under the SEBI Listing Regulations, the Company has formulated policy for related party transactions, which has been uploaded on the Company’s website at <https://alkylamines.com/wp-content/uploads/2026/06/V2-Related-Party-Transaction-Policy.pdf>

#### 18. Plant locations:

- Patalganga Plant: A-7/A-25 MIDC, Patalganga Industrial Area, Village Kaire, Taluka Khalapur, Dist. Raigad - 410220, Maharashtra.
- Kurkumbh Plant: D-6/1 & D-6/2, MIDC, Kurkumbh Industrial Area, Taluka Daund, Dist. Pune – 413802, Maharashtra.
- Bhoom Solar Plant: Survey Nos. 179/2, 180/2 and 180/3, Bhoom Gramin, Taluka Bhoom, Dist. Osmanabad - 413504, Maharashtra.
- Dahej Plant: Plot No. D-2/CH/149/2 and D-2/CH/149/1/2, Dahej – 2 Industrial Estate, Taluka Vagra, Dist. Bharuch – 392110, Gujarat.
- Manwath Solar Plant: Survey No 90A/90B, District Parbhani, Maharashtra
- Talegadth Solar Plant: Survey Nos. 238 – 243, Taluka- Deesa, District-Banaskantha, Gujarat.

#### 19. Address for correspondence:

**Alkyl Amines Chemicals Limited**

401-407, Nirman Vyapar Kendra, Sector 17,

Vashi, Navi Mumbai 400703,

Maharashtra

**20. Company's Registrar & Share transfer Agents:**

MUFG InTime India Private Limited

C-101, Embassy 247 , L. B. S. Marg,

Vikhroli (West), Mumbai - 400 083

Telephone No.: +91 22 4918 6000 / 6270/ +91 8108116767 | Fax: + 91 22 4918 6060

Email: investor.helpdesk@in.mpms.mufg.com | Website: <https://in.mpms.mufg.com/>

**21. Code of Conduct:**

Your company has always encouraged and supported compliance to ethical business practices in personal and corporate behavior by its employees. Your company in order to further strengthen corporate governance practices has framed a specific code of conduct, for the members of the Board of Directors and Senior Management personnel of the Company.

As provided under Regulation 26(3) of the SEBI Listing Regulations, all member of the Board of Directors and Senior Management Personnel have affirmed compliance with Company's Code of Conduct for the year ended March 31, 2026.

For **Alkyl Amines Chemicals Limited**

**Yogesh M. Kothari**

Chairman & Managing Director

Place : Mumbai

Date : May 5, 2026

## CERTIFICATE OF NON-DISQUALIFICATION OF DIRECTORS

(Pursuant to Regulation 34(3) and Schedule V Para C clause (10)(i) of the SEBI (Listing Obligations and Disclosure Requirements) Regulations, 2015)

To,

The Members of

**Alkyl Amines Chemicals Limited**

I have examined the relevant registers, records, forms, returns and disclosures received from the Directors of Alkyl Amines Chemicals Limited having CIN L99999MH1979PLC021796 and having registered office at 401-407, Nirman Vyapar Kendra, Plot no 10, Sector-17, Vashi Navi Mumbai - 400703 (hereinafter referred to as 'the Company'), produced before me by the Company for the purpose of issuing this Certificate, in accordance with Regulation 34(3) read with Schedule V Para-C Sub clause 10(i) of the Securities Exchange Board of India (Listing Obligations and Disclosure Requirements) Regulations, 2015.

In my opinion and to the best of my information and according to the verifications (including Director Identification Number (DIN) status at the portal www.mca.gov.in) as considered necessary and explanations furnished to me by the Company & its officers, I hereby certify that none of the Directors on the Board of the Company as stated below for the financial year ending on March 31, 2026 have been debarred or disqualified from being appointed or continuing as Directors of companies by the Securities and Exchange Board of India, Ministry of Corporate Affairs or any such other Statutory Authority.

Sr. No.	Name of Director	DIN	Date of appointment in the Company
1	Yogesh M. Kothari	00010015	17/10/1979
2	Premal N. Kapadia	00042090	20/07/1999
3	Leja S. Hattiangadi	00198720	01/11/2018
4	Chandrashekhar R. Gupte	00009815	21/05/2019
5	Ravi B. Kapoor	01761752	02/02/2024
6	Ashwin Ramanathan	08543918	02/02/2024
7	Bhavna G. Doshi	00400508	09/05/2024
8	Kirat M. Patel	00019239	17/12/1996
9	Suneet Y. Kothari	00021421	24/01/2007
10	Rakesh Goyal	07977008	01/06/2022

Ensuring the eligibility for the appointment / continuity of every Director on the Board is the responsibility of the management of the Company. My responsibility is to express an opinion on this, based on my verification. This certificate is neither an assurance as to the future viability of the Company nor of the efficiency or effectiveness with which the management has conducted the affairs of the Company.

For **P Mehta & Associates.**  
Practicing Company Secretaries

**Prashant S Mehta**  
(Proprietor)  
ACS No. 5814  
C.P. No. 17341  
UDIN: A005814H000276854  
PR No. 2354/2022

Date: May 5, 2026  
Place: Mumbai

## CERTIFICATE ON CORPORATE GOVERNANCE

To,

The Members

**Alkyl Amines Chemicals Limited**

**Navi Mumbai**

I have examined the compliance of conditions of Corporate Governance by Alkyl Amines Chemicals Limited ('the Company'), for the financial year ended March 31, 2026 as stipulated and as required under Regulations 17 to 27, clauses (b) to (i) and (t) of sub-regulation (2) of Regulation 46 and para C, D & E of Schedule V of Securities and Exchange Board of India (Listing Obligations and Disclosure Requirements) Regulations, 2015 ('Listing Regulations') as amended from time to time.

The compliance of the conditions of Corporate Governance is the responsibility of the Management. My examination was limited to the procedure and implementation thereof, adopted by the Company for ensuring the compliance of the conditions of Corporate Governance. It is neither an audit nor an expression of the opinion on the financial statements of the Company.

In my opinion and to the best of my information and according to the explanations given to me, I certify that the Company, to the extent applicable, has complied with the conditions of Corporate Governance as stipulated and is generally in compliance with the conditions of Corporate Governance as stipulated in the above mentioned Listing Regulations.

I further state that such compliance is neither an assurance as to the future viability of the Company nor the efficiency or effectiveness with which the Management has conducted the affairs of the Company.

For **P Mehta & Associates.**

Practicing Company Secretaries

**Prashant S Mehta**

(Proprietor)

ACS No. 5814

C.P. No. 17341

UDIN: A005814H000276898

PR No. 2354/2022

Date: May 5, 2026

Place: Mumbai

## BUSINESS RESPONSIBILITY AND SUSTAINABILITY REPORT

### SECTION A: GENERAL DISCLOSURES

I			
Details of the listed entity			
Sr. No.	Particulars	Company Information	
1	Corporate Identity Number of the Listed Entity	L99999MH1979PLC021796	
2	Name of the Listed Entity	ALKYL AMINES CHEMICALS LIMITED	
3	Year of incorporation	1979	
4	Registered office address	401-407 Nirman Vyapar Kendra, Sector 17, Vashi, Navi Mumbai – 400703	
5	Corporate address	207A, Kakad Chambers, 132, Dr. Annie Besant Road, Worli, Mumbai – 400018	
6	E-mail	<a href="mailto:legal@alkylamines.com">legal@alkylamines.com</a>	
7	Telephone	022 6794 6600	
8	Website	<a href="http://www.alkylamines.com">www.alkylamines.com</a>	
9	Financial year for which reporting is being done	FY 2025-26	
10	Name of the Stock Exchange(s) where shares are listed	BSE Limited and National Stock Exchange of India Limited	
11	Paid-up Capital	₹ 10.23 Crores	
12	Name and contact details (telephone, email address) of the person who may be contacted in case of any queries on the BRSR report	Mr. Chintamani D. Thatte General Manager (Legal) & Company Secretary and Compliance Officer E-mail: <a href="mailto:legal@alkylamines.com">legal@alkylamines.com</a> Telephone: 022 6794 6600	
13	Reporting boundary - Are the disclosures under this report made on a standalone basis (i.e. only for the entity) or on a consolidated basis (i.e. for the entity and all the entities which form a part of its consolidated financial statements, taken together).	Standalone basis. The Company does not have any subsidiary or associate company.	
14	Name of assessment or assurance provider	Not applicable. The Company is not amongst top 500 listed entities as on March 31, 2026.	
15	Type of assessment of assurance obtained		
II			
Products/services:			
16	Details of business activities (accounting for 90% of the turnover):		
Sr. No.	Description of Main Activity	Description of Business Activity	% of Turnover of the entity
1	Manufacturing of chemicals	Manufacturing of Aliphatic Amines, Specialty Amines and Amine Derivatives and supply to the pharmaceutical, agrochemicals, water treatment, rubber chemical to a variety of industries.	100
17	Products/Services sold by the entity (accounting for 90% of the entity's Turnover):		
Sr. No.	Product/Service	NIC Code	% of total Turnover contributed
1	Aliphatic Amines	20119	44.55
2	Amine Derivatives	20119	30.67
3	Specialty Chemicals / Amines	20119	24.78

III		Operations							
18	<b>Number of locations where plants and/or operations/offices of the entity are situated:</b>								
	<b>Location</b>		<b>Number of plants / Operations</b>		<b>Number of offices</b>		<b>Total</b>		
	National		3 plants and 3 solar plants		4		10		
	International		-		-		-		
	19	<b>Markets served by the entity:</b>							
		a	Number of locations					Number	
		Locations							
		National (No. of States)		21					
		International (No. of Countries)		39					
		b	What is the contribution of exports as a percentage of the total turnover of the entity?					22.66 %	
c	A brief on types of customers					<ul style="list-style-type: none"> <li>• Pharmaceutical</li> <li>• Agrochemical</li> <li>• Water treatment</li> <li>• Rubber Chemical</li> <li>• Other variety of industries</li> </ul>			
IV		Employees							
20	<b>Details as at the end of Financial Year:</b>								
	a	Employees and workers (including differently abled):							
	<b>Sr. No.</b>		<b>Particulars</b>		<b>Total (A)</b>	<b>Male</b>		<b>Female</b>	
						<b>No. (B)</b>	<b>% (B / A)</b>	<b>No. (C)</b>	<b>% (C/A)</b>
	<b>EMPLOYEES</b>								
	1	Permanent (D)		682	623	91.35	59	8.65	
	2	Other than Permanent (E)		15	11	73.33	4	26.67	
	3	Total employees (D + E)		697	634	90.96	63	9.04	
	<b>WORKERS</b>								
	4	Permanent (F)		51	51	100	0	0	
	5	Other than Permanent (G)		924	870	94.15	54	5.85	
	6	Total workers (F + G)		975	921	94.46	54	5.5	
	b	Differently abled Employees and workers:							
	<b>DIFFERENTLY ABLED EMPLOYEES</b>								
	1	Permanent (D)		0	0	0	0	0	
	2	Other than Permanent (E)		0	0	0	0	0	
	3	Total differently abled employees (D + E)		0	0	0	0	0	
	<b>DIFFERENTLY ABLED WORKERS</b>								
	4	Permanent (F)		1	1	100	0	0	
	5	Other than permanent (G)		0	0	0	0	0	
6	Total differently abled workers (F + G)		1	1	100	0	0		
21	<b>Participation/Inclusion/Representation of women</b>								
						<b>Total (A)</b>	<b>No. and percentage of Females</b>		
							<b>No. (B)</b>	<b>% (B / A)</b>	
	Board of Directors					10	2	20.00%	
Key Management Personnel (including Chairman & Managing Director, two Executive Directors and Whole-time Director – Operations)					6	1	16.66%		

22	<b>Turnover rate for permanent employees and workers</b>									
	(Disclose trends for the past 3 years)									
		<b>FY 2025-26 (Turnover rate in current FY)</b>			<b>FY 2024-25 (Turnover rate in previous FY)</b>			<b>FY 2023-24 (Turnover rate in the year prior to the previous FY)</b>		
		Male	Female	Total	Male	Female	Total	Male	Female	Total
	Permanent Employees	11.87%	1.91%	13.78%	15.16%	1.60%	16.76%	19.96%	-	19.96%
	Permanent Workers	0.13%	0	0.13%	0.14%	-	0.14%	0.70%	-	0.70%
<b>V</b>	<b>Holding, Subsidiary and Associate Companies (including joint ventures)</b>									
23	Names of holding / subsidiary / associate companies / joint ventures									
(a)	Sr. No.	Name of the holding / subsidiary / associate companies / joint ventures (A)	Indicate whether holding / Subsidiary / Associate / Joint Venture	% of shares held by listed entity	Does the entity indicated at column A, participate in the Business Responsibility initiatives of the listed entity? (Yes/No)					
	The Company does not have Holding / Subsidiary / Associate Company									
<b>VI</b>	<b>CSR Details</b>									
24	(i)	Whether CSR is applicable as per section 135 of Companies Act, 2013:						Yes		
	(ii)	Turnover (in ₹)						₹ 1567.51 Crores		
	(iii)	Net worth (in ₹)						₹ 1533.37 Crores		
<b>VII</b>	<b>Transparency and Disclosures Compliances</b>									
25	<b>Complaints/Grievances on any of the principles (Principles 1 to 9) under the National Guidelines on Responsible Business Conduct:</b>									
	Stakeholder group from whom complaint is received	Grievance Redressal Mechanism in Place (Yes/No) (If Yes, then provide web-link for grievance redress policy)	FY 2025-26 Current FY			FY 2024-25 Previous FY				
			No. of complaints filed during the year	No. of complaints pending resolution at close of the year	Remarks	No. of complaints filed during the year	No. of complaints pending resolution at close of the year	Remarks		
	Communities	Yes. Manual Register maintained at factories and offices for grievances.	-	-	-	4	-	-		
	Investors (other than shareholders)	Yes. <a href="https://alkylamines.com/investors-type/investor-center/">https://alkylamines.com/investors-type/investor-center/</a>	-	-	-	-	-	-		
	Shareholders	Yes <a href="https://alkylamines.com/investors-type/investor-center/">https://alkylamines.com/investors-type/investor-center/</a>	5	-	-	2	-	-		
	Employees & workers	Yes. <a href="https://alkylamines.com/wp-content/uploads/2022/03/Whistle-Blower-Policy.pdf">https://alkylamines.com/wp-content/uploads/2022/03/Whistle-Blower-Policy.pdf</a>	-	-	-	-	-	-		
	Customers	Yes. We have a well-defined procedure for redressal of customer complaints.	17	-	-	37	4	-		
	Value Chain Partners	Yes. We have a well-defined procedure for redressal of complaints, if any, of value chain partners.	-	-	-	-	-	-		

26	<b>Overview of the entity's material responsible business conduct issues</b>					
	Please indicate material responsible business conduct and sustainability issues pertaining to environmental and social matters that present a risk or an opportunity to your business, rationale for identifying the same, approach to adapt or mitigate the risk along-with its financial implications, in the following format:					
	Sr. No.	Material issue identified	Indicate whether risk or opportunity (R/O)	Rationale for identifying the risk / opportunity	In case of risk, approach to adapt or mitigate	Financial implications of the risk or opportunity (Indicate positive or negative implications)
	1	Ethics and Governance	Risk / opportunity	To prevent adverse impact on the brand image	Training imparted on Ethics and Governance to most of the employees and planned for others	Negative impact on reputation Positive impact on brand image / value.
	2	Green House Gas Emissions / Energy Management	Risk	Carbon footprint and Climate Change	Reduction of carbon foot print	Investment to reduce non-renewable energy and optimization of process parameters and time cycle. Also working on carbon dioxide capture, green chemistry and chemicals
	3	Water Management	Risk	Depletion of water resource	Reduction of water withdrawal	Investment for reduction in specific water consumption per MT of production. Recycle of waste water to maximum possible extent.
	4	Waste Management	Risk	Circular Economy	Reuse & Reprocessing of waste	Investment in effort for process improvement through improving production yield for reducing waste generation and circular economy. Recycling or reuse of waste or sale as product. Sale of generated waste to recycler / coprocessor / preprocessor.
	5	Environmental compliance	Risk	Impact on business	Compliance review mechanism is in place	Show Cause notice from concerned authorities and government actions
	6	Suppliers Sustainability	Risk	Business sustainability	Supplier shall be screened for Environmental, Social, and Governance (ESG) Criteria	Shortage / costlier inputs
	7	Human Rights and Community Relations	Risk /Opportunity	Impact of our operations on communities that we operate in.	Engagement with community and employees	Impact on operations and attrition. Safe and better place to work. Effort are taken to create opportunity for livelihood and education
8	Employee Engagement, Health and Safety	Opportunity	Aligns with our core value of 'Respect for people'	Employees well-being programs, Ongoing Safety Trainings	Investment on employees well-being, lower attrition	
9	Product Innovation	Opportunity	Business Growth	Expansion of Research and Development (R & D)	Investment in R&D	

**SECTION B: MANAGEMENT AND PROCESS DISCLOSURES**

The Company's Business Responsibility is guided by "National Voluntary Guidelines on Social, Environment and Economic Responsibilities of Business (NVGs)" released by Ministry of Corporate Affairs which has adopted nine areas of Business Responsibility. These are briefly as under:

- P1 - Businesses should conduct and govern themselves with integrity in a manner that is Ethical, Transparent and Accountable
- P2 - Businesses should provide goods and services in a manner that is sustainable and safe
- P3 - Businesses should respect and promote the well-being of all employees, including those in their value chains.
- P4 - Businesses should respect the interests of and be responsive to all their stakeholders.
- P5 - Businesses should respect and promote human rights.
- P6 - Businesses should respect and make efforts to protect and restore the environment.
- P7 - Businesses, when engaging in influencing public and regulatory policy, should do so in a manner that is responsible and transparent.
- P8 - Businesses should promote inclusive growth and equitable development.
- P9 - Businesses should engage with and provide value to their consumers in a responsible manner.

Disclosure Questions		P1 Ethics	P2 Product Quality	P3 Employee Wellbeing	P4 Stakeholders	P5 Human Rights	P6 Environment	P7 Public Policy	P8 CSR	P9 Customer Relations
<b>Policy and management processes</b>										
1	a	Whether your entity's policy/policies cover each principle and its core elements of the NGRBCs. (Yes/No)								
	b	Has the policy been approved by the Board? (Yes/No)								
	c	Web Link of the Policies, if available								
		Mandatory Policies viz. Risk Management Policy, Code of Conduct, CSR Policy, Dividend Distribution Policy, Insider Trading Policy, Nomination and Remuneration Policy, Related Party Transactions Policy, Whistle Blower Policy, etc. are available at <a href="https://alkylamines.com/investors-type/corporate-governance/">https://alkylamines.com/investors-type/corporate-governance/</a> Following is the link of some of the policies uploaded on the website: Risk Management Policy: <a href="https://alkylamines.com/wp-content/uploads/2022/05/Risk-Management-Policy.pdf">https://alkylamines.com/wp-content/uploads/2022/05/Risk-Management-Policy.pdf</a> Code of Conduct: <a href="https://alkylamines.com/wp-content/uploads/2022/03/Code-of-Conduct.pdf">https://alkylamines.com/wp-content/uploads/2022/03/Code-of-Conduct.pdf</a> CSR Policy: <a href="https://alkylamines.com/wp-content/uploads/2022/03/V1-CSR-Policy.pdf">https://alkylamines.com/wp-content/uploads/2022/03/V1-CSR-Policy.pdf</a> Dividend Distribution Policy: <a href="https://alkylamines.com/wp-content/uploads/2022/03/Dividend-Distribution-Policy-1.pdf">https://alkylamines.com/wp-content/uploads/2022/03/Dividend-Distribution-Policy-1.pdf</a> Insider Trading Policy: <a href="https://alkylamines.com/wp-content/uploads/2022/03/INSIDER-TRADING-POLICY.pdf">https://alkylamines.com/wp-content/uploads/2022/03/INSIDER-TRADING-POLICY.pdf</a> Nomination and Remuneration Policy: <a href="https://alkylamines.com/wp-content/uploads/2022/03/Nomination-and-Remuneration-Policy.pdf">https://alkylamines.com/wp-content/uploads/2022/03/Nomination-and-Remuneration-Policy.pdf</a> Related Party Transactions Policy: <a href="https://alkylamines.com/wp-content/uploads/2026/06/V2-Related-Party-Transaction-Policy.pdf">https://alkylamines.com/wp-content/uploads/2026/06/V2-Related-Party-Transaction-Policy.pdf</a> Whistle Blower Policy: <a href="https://alkylamines.com/wp-content/uploads/2022/03/Whistle-Blower-Policy.pdf">https://alkylamines.com/wp-content/uploads/2022/03/Whistle-Blower-Policy.pdf</a> Other policies are available internally with the respective department and also on internal network and the same can be accessed at <a href="https://alkylamines.com/investors-type/corporate-governance/">https://alkylamines.com/investors-type/corporate-governance/</a>								
2		Whether the entity has translated the policy into procedures. (Yes / No)								
3		Do the enlisted policies extend to your value chain partners? (Yes/ No)								

4	Name of the national and international codes / certifications / labels / standards (e.g. Forest Stewardship Council, Fairtrade, Rainforest Alliance, Trustea) standards (e.g. SA 8000, OHSAS, ISO, BIS) adopted by your entity and mapped to each principle.	ISO 9001: 2015 Code of Conduct / HR Policy	ISO 14001: 2015	ISO 45001: 2018 Responsible Care (RC) Certification	ISO 50001: 2018 Code of Conduct	Responsible Care Certification / POSH Certification	GRI Reporting	Alkyl Policy	CSR Policy	ISO 9001: 2018
5	Specific commitments, goals and targets set by the entity with defined timelines, if any.	Yes. We have adopted qualitative and quantitative targets with base year as FY 2019-20. The status of the targets is as under. The new targets will be defined this year.								
6	Performance of the entity against the specific commitments, goals and targets along-with reasons in case the same are not met.	<ol style="list-style-type: none"> <li>This year, we achieved a significant 31% reduction in water withdrawal compared to the FY 2019-20 baseline, largely driven by our Zero Liquid Discharge (ZLD) operations which have substantially lowered our demand for MIDC water.</li> <li>We recycled 1.91 kg of hazardous waste for every metric ton of production in FY 2025-26.</li> <li>16 out of 28 critical RM Manufacturers comply with ISO 14001 requirements by the end of this financial year. Target is set as March, 2026 for coverage of all RM Manufacturers.</li> </ol>								

**Governance, leadership and oversight**

7	Statement by director responsible for the business responsibility report, highlighting ESG related challenges, targets and achievements (listed entity has flexibility regarding the placement of this disclosure)	Risk Management Committee at the Board level oversees the Environment Social Governance (ESG) / Sustainability initiatives of the Company. are in place. Initiatives are monitored for the progress.																																																																																			
8	Details of the highest authority responsible for implementation and oversight of the Business Responsibility policy (ies).	Mr. Yogesh M. Kothari – Chairman and Managing Director, under the guidance of the Board of Directors and its Committees is responsible for implementation and oversight of the Business Responsibility and Sustainability policies.																																																																																			
9	Does the entity have a specified Committee of the Board / Director responsible for decision making on sustainability related issues? (Yes / No). If yes, provide details	<p>Yes. The Company has a Risk Management Committee (RMC) which oversees the Safety, Health, Environment and Sustainability related issues. The RMC, Audit Committee (which consists of majority of Independent Directors) and the Board of Directors provide guidance to the Management to ensure Safety and Sustainability impacts are duly addressed in all strategic initiatives, budgets, audit actions and improvement plans. RMC consists of following members:</p> <table border="1"> <thead> <tr> <th>Name</th> <th>DIN</th> <th>Designation</th> </tr> </thead> <tbody> <tr> <td>Mr. Ravi B. Kapoor (Independent Director)</td> <td>01761752</td> <td>Chairman</td> </tr> <tr> <td>Mr. Suneet Y. Kothari (Executive Director)</td> <td>00021421</td> <td>Member</td> </tr> <tr> <td>Mr. Chandrashekhar R. Gupte (Independent Director)</td> <td>00009815</td> <td>Member</td> </tr> <tr> <td>Mr. Rakesh Goyal (Whole-time Director – Operations)</td> <td>07977008</td> <td>Member</td> </tr> <tr> <td>Mr. Ramchandra N. Iyer (Vice President – Manufacturing)</td> <td>He is a senior management personnel of the Company, appointed as a member</td> <td>Member</td> </tr> </tbody> </table>									Name	DIN	Designation	Mr. Ravi B. Kapoor (Independent Director)	01761752	Chairman	Mr. Suneet Y. Kothari (Executive Director)	00021421	Member	Mr. Chandrashekhar R. Gupte (Independent Director)	00009815	Member	Mr. Rakesh Goyal (Whole-time Director – Operations)	07977008	Member	Mr. Ramchandra N. Iyer (Vice President – Manufacturing)	He is a senior management personnel of the Company, appointed as a member	Member																																																									
Name	DIN	Designation																																																																																			
Mr. Ravi B. Kapoor (Independent Director)	01761752	Chairman																																																																																			
Mr. Suneet Y. Kothari (Executive Director)	00021421	Member																																																																																			
Mr. Chandrashekhar R. Gupte (Independent Director)	00009815	Member																																																																																			
Mr. Rakesh Goyal (Whole-time Director – Operations)	07977008	Member																																																																																			
Mr. Ramchandra N. Iyer (Vice President – Manufacturing)	He is a senior management personnel of the Company, appointed as a member	Member																																																																																			
10	Details of Review of NGRBCs by the Company:	<table border="1"> <tr> <td rowspan="2">Subject for Review</td> <td colspan="9">Indicate whether review was undertaken by Director / Committee of the Board / Any other Committee</td> <td colspan="9">Frequency (Annually / Half yearly / Quarterly / Any other – please specify)</td> </tr> <tr> <td>P1</td><td>P2</td><td>P3</td><td>P4</td><td>P5</td><td>P6</td><td>P7</td><td>P8</td><td>P9</td> <td>P1</td><td>P2</td><td>P3</td><td>P4</td><td>P5</td><td>P6</td><td>P7</td><td>P8</td><td>P9</td> </tr> <tr> <td>Performance against above policies and follow up action</td> <td>Y</td><td>Y</td><td>Y</td><td>Y</td><td>Y</td><td>Y</td><td>Y</td><td>Y</td><td>Y</td> <td>Y</td><td>Y</td><td>Y</td><td>Y</td><td>Y</td><td>Y</td><td>Y</td><td>Y</td><td>Y</td> </tr> <tr> <td></td> <td colspan="9">Review was undertaken by respective Committee of the Board of Directors.</td> <td colspan="9">Quarterly, Half yearly and annually</td> </tr> </table>									Subject for Review	Indicate whether review was undertaken by Director / Committee of the Board / Any other Committee									Frequency (Annually / Half yearly / Quarterly / Any other – please specify)									P1	P2	P3	P4	P5	P6	P7	P8	P9	P1	P2	P3	P4	P5	P6	P7	P8	P9	Performance against above policies and follow up action	Y	Y	Y	Y	Y	Y	Y	Y	Y	Y	Y	Y	Y	Y	Y	Y	Y	Y		Review was undertaken by respective Committee of the Board of Directors.									Quarterly, Half yearly and annually								
Subject for Review	Indicate whether review was undertaken by Director / Committee of the Board / Any other Committee									Frequency (Annually / Half yearly / Quarterly / Any other – please specify)																																																																											
	P1	P2	P3	P4	P5	P6	P7	P8	P9	P1	P2	P3	P4	P5	P6	P7	P8	P9																																																																			
Performance against above policies and follow up action	Y	Y	Y	Y	Y	Y	Y	Y	Y	Y	Y	Y	Y	Y	Y	Y	Y	Y																																																																			
	Review was undertaken by respective Committee of the Board of Directors.									Quarterly, Half yearly and annually																																																																											

	Compliance with statutory requirements of relevance to the principles, and, rectification of any non-compliances	The Company complies with all legal and statutory requirement that are relevant to the principles. The Compliance with statutory requirements of relevance to the principles as well as other compliances, if any, and rectification of any non-compliances, if any, placed and discussed before the respective Committee of Board. Respective Heads of Departments certify the compliances on quarterly basis and their certification is placed before the Board on quarterly basis. The Company has compliance system in placed which monitors the required compliances on occurrence basis.					On occurrence basis. Monthly / Quarterly and Annual compliance reports are generated				
11	Has the entity carried out independent assessment/ evaluation of the working of its policies by an external agency? (Yes/No). If yes, provide name of the agency.	P1	P2	P3	P4	P5	P6	P7	P8	P9	
		No. Whenever required the Company conducts periodic review of the policies internally by the Senior Management and the Board Committees. However, Safety, Production, Product quality and environmental issues are assessed during the external management system audit and accordingly appropriate actions are taken by the respective department.									
12	If answer to question (1) above is “No” i.e., not all principles are covered by a policy, reason to be stated.	Not Applicable. Please refer question no.1									

**SECTION C: PRINCIPLE WISE PERFORMANCE DISCLOSURE**
**PRINCIPLE 1 - Businesses should conduct and govern themselves with integrity, and in a manner that is Ethical, Transparent and Accountable**

Essential Indicators						
1	Percentage coverage by training and awareness programmes on any of the Principles during the financial year:					
	Segment	Total number of training and awareness programmes held	Topics / principles covered under the training and its impact	% age of persons in respective category covered by the awareness programmes		
	Board of Directors (BoD)	5	No specific training or awareness programs were held. However, during the financial year, the Board of Directors of the Company as well as its committees has invested time on various updates comprising matters pertaining to the business, regulations and environmental, social and governance parameters.	100%		
	Key Managerial Personnel (KMP)	5	Code of conduct, Safety & Health, Skill up gradation and Prevention of Sexual Harassment.	100%		
	Employees other than BoD and KMPs	2024 number of training sessions covering 5 types of Training	Safety & Health, Skill up gradation, Prevention of Sexual Harassment, on the job training, Systems and Behavioral.	87%		
	Workers			87%		
2	Details of fines / penalties /punishment/ award/ compounding fees/ settlement amount paid in proceedings (by the entity or by directors / KMPs) with regulators/ law enforcement agencies/ judicial institutions, in the financial year, in the following format (Note: the entity shall make disclosures on the basis of materiality as specified in Regulation 30 of SEBI (Listing Obligations and Disclosure Obligations) Regulations, 2015 and as disclosed on the entity’s website):					
<b>Monetary</b>						
	Type	N G R B C Principle	Name of the regulatory/ enforcement agencies/ judicial institutions	Amount (In INR)	Brief of the Case	Has an appeal been preferred? (Yes/No)
	Penalty/ Fine	NIL				
	Settlement					
	Compounding fee					
<b>Non-Monetary</b>						
	Type	NGRBC Principle	Name of the regulatory/ enforcement agencies/ judicial institutions	Brief of the Case	Has an appeal been preferred? (Yes/No)	
	Imprisonment	NIL				
	Punishment					

3	Of the instances disclosed in Question 2 above, details of the Appeal/ Revision preferred in cases where monetary or non-monetary action has been appealed				
	Case Details	Name of the regulatory/ enforcement agencies/ judicial institutions			
		Not Applicable. Please refer question no.2			
4	Does the entity have an anti-corruption or anti-bribery policy? If yes, provide details in brief and if available, provide a web-link to the policy.		<p>Yes, our Code of Conduct and Human Resource Policy for employees complies with the legal requirements of applicable laws and regulations, including anti-corruption, anti-bribery policy including ethical handling conflict of interest.</p> <p>The Company also has Whistle Blower Policy which provides a window through which any irregularities may be brought to light by the Employees/Directors.</p> <p>Weblink - <a href="https://alkylamines.com/wp-content/uploads/2022/03/Code-of-Conduct.pdf">https://alkylamines.com/wp-content/uploads/2022/03/Code-of-Conduct.pdf</a> / <a href="https://alkylamines.com/wp-content/uploads/2022/03/Whistle-Blower-Policy.pdf">https://alkylamines.com/wp-content/uploads/2022/03/Whistle-Blower-Policy.pdf</a></p>		
5	Number of Directors/KMPs/employees/workers against whom disciplinary action was taken by any law enforcement agency for the charges of bribery/ corruption:				
		FY 2025-26 (Current FY)		FY 2024-25 (Previous FY)	
	Directors	NIL			
	KMPs				
	Employees				
	Workers				
6	Details of complaints with regard to conflict of interest:				
		FY 2025-26 (Current FY)		FY 2024-25 (Previous FY)	
		Number	Remarks	Number	Remarks
	Number of complaints received in relation to issues of Conflict of Interest of the Directors	NIL	-	NIL	-
	Number of complaints received in relation to issues of Conflict of Interest of the KMPs				
7	Provide details of any corrective action taken or underway on issues related to fines / penalties / action taken by regulators / law enforcement agencies / judicial institutions, on cases of corruption and conflicts of interest.			Not Applicable. Please refer question no. 5 and 6.	
8	Number of days of accounts payables ((Accounts payable *365) / Cost of goods/services procured) in the following format:				
		FY 2025-26 (Current FY)		FY 2024-25 (Previous FY)	
	Number of days of accounts payables	54 days		59 days	
9	Open-ness of business				
	Provide details of concentration of purchases and sales with trading houses, dealers, and related parties along-with loans and advances & investments, with related parties, in the following format:				
	Parameter	Metrics	FY 2025-26 (Current FY)	FY 2024-25 (Previous FY)	
	Concentration of Purchases	a. Purchases from trading houses as % of total purchases	74.37%	75.92%	
		b. Number of trading houses where purchases are made from	229	136	
		c. Purchases from top 10 trading houses as % of total purchases from trading houses	73.36%	78.84%	
	Concentration of Sale	Sales to dealers / distributors as % of total sales	18.56 %	18.09%	
		Number of dealers / distributors to whom sales are made	150	99	
		Sales to top 10 dealers / distributors as % of total sales to dealers / distributors	65.99. %	70.17%	
	Share of RPTs in	a. Purchases (Purchases with related parties / total purchases)	-	-	
		b. Sales (Sales to related parties / total sales)	-	-	
		c. Loan & advances (Loan & advances given to related parties / total loan & advances)	-	-	
		d. Investment (Investments in related parties / total investment made)	-	-	

Leadership Indicators			
1	Awareness programmes conducted for value chain partners on any of the Principles during the financial year:		
	Total number of awareness programmes held	Topics / principles covered under the training	% age of value chain partners covered (by value of business done with such partners) under the awareness programmes
	3	The Company is providing training to improve capacity and capability of local and small vendors. The Company provides regular inputs and technical assistance in the form of imparting knowledge, training and process skills in order to upgrade their capacity and capabilities to maintain the quality. We have established specifications for required goods and services and communicated to vendors through Purchase orders, and established controls on them to check and deliver desire output.	50 %
2	Does the entity have processes in place to avoid/ manage conflict of interests involving members of the Board? (Yes/No) If Yes, provide details of the same.	Yes, the Company has adopted a Code of Conduct for the Board of Directors setting out the guidelines for avoiding or discharging the conflict of interest of the Company. The Company obtains an annual confirmation affirming compliance with the Code of Conduct from the Directors every year.  For identifying and tracking conflict of interests involving the Directors / KMPs of the Company, we have maintained a database of the Directors and the entities in which they are interested. This list is shared with the Plants, Projects, Purchase and Accounts departments which flags off the parties in their system for monitoring and tracking transaction(s) entered by the Company with such entities.	

**PRINCIPLE 2 - Businesses should provide goods and services in a manner that is sustainable and safe**

Essential Indicators				
1	Percentage of R&D and capital expenditure (capex) investments in specific technologies to improve the environmental and social impacts of product and processes to total R&D and capex investments made by the entity, respectively.			
		<b>FY 2025-26 (Current FY)</b>	<b>FY 2024-25 (Previous FY)</b>	<b>Details of improvements in environmental and social impacts</b>
	R&D	0.58 %	0.36%	All R&D revenue and capital investments are focussed at minimization of waste in terms of liquid effluent and residues by reviewing the existing processes and process development and improvement for new products and implementation of optimised processes in production.
	Capex	7.75 %	10.43%	All plants having Zero Liquid Discharge (ZLD) facility. Significant Effluent reduction in DES plant from 3.5KL/MT to 0.3 KL/MT.
2	a. Does the entity have procedures in place for sustainable sourcing? (Yes/No)  Yes. The Company endeavors on protection of environment, stakeholders' interest and cost effectiveness while procuring any raw material or goods. The main raw materials such as alcohols, ammonia etc. are mainly procured from manufacturers / producers who are well reputed keeping in mind the need for quality and consistency. To further reduce the carbon footprint, the Company has also undertaken research and development activity to use recycled material by continuous process re-engineering. Adequate steps are taken for safety during transportation and optimization of logistics which in turn help to mitigate the impact on climate. The Company participates in developing Product Safety and Stewardship and Product Distribution Code as a part of initiative taken by Indian Chemical Council under Responsible Care Programme. The Company is also a member of "Nicer Globe" to ensure safety of material while under transportation. The Company continues to pursue its system of procurement under sustainable sourcing. We purchase only energy efficient machinery/products. Environmental concerns are being assessed during the process of Supplier Evaluation.			
	b. If yes, what percentage of inputs were sourced sustainably? Approximately 50 % of inputs are covered under sustainable sourcing			
3	Describe the processes in place to safely reclaim your products for reusing, recycling and disposing at the end of life, for			
	(a) Plastics (including packaging)	Reimport of plastic pallets used for export of products		
	(b) E-waste	The Company disposed off hazardous waste and other wastes to authorized state Pollution control board vendors and continues to find out useful application for product based like incineration and using in landfills.		
	(c) Hazardous waste and			
	(d) other waste.			

4	Whether Extended Producer Responsibility (EPR) is applicable to the entity's activities (Yes / No). If yes, whether the waste collection plan is in line with the Extended Producer Responsibility (EPR) plan submitted to Pollution Control Boards? If not, provide steps taken to address the same	Yes, we are in process to submit data of Extended Producer Responsibility (EPR) to Pollution Control Board.																																									
<b>Leadership Indicators</b>																																											
1	Has the entity conducted Life Cycle Perspective / Assessments (LCA) for any of its products (for manufacturing industry) or for its services (for service industry)? If yes, provide details in the following format?																																										
	<table border="1"> <thead> <tr> <th>NIC Code</th> <th>Name of Product / Service</th> <th>% of total Turnover contributed</th> <th>Boundary for which the Life Cycle Perspective / Assessment was conducted</th> <th>Whether conducted by independent external agency (Yes/No)</th> <th>Results communicated in public domain (Yes/No) If yes, provide the web-link</th> </tr> </thead> <tbody> <tr> <td>20119</td> <td>Aliphatic Amines (Twenty-five products covered)</td> <td>100</td> <td>From supplier gate to customer gate</td> <td>No. Conducted by Internal expert team.</td> <td>No. Internal use only.</td> </tr> </tbody> </table>	NIC Code	Name of Product / Service	% of total Turnover contributed	Boundary for which the Life Cycle Perspective / Assessment was conducted	Whether conducted by independent external agency (Yes/No)	Results communicated in public domain (Yes/No) If yes, provide the web-link	20119	Aliphatic Amines (Twenty-five products covered)	100	From supplier gate to customer gate	No. Conducted by Internal expert team.	No. Internal use only.																														
NIC Code	Name of Product / Service	% of total Turnover contributed	Boundary for which the Life Cycle Perspective / Assessment was conducted	Whether conducted by independent external agency (Yes/No)	Results communicated in public domain (Yes/No) If yes, provide the web-link																																						
20119	Aliphatic Amines (Twenty-five products covered)	100	From supplier gate to customer gate	No. Conducted by Internal expert team.	No. Internal use only.																																						
2	If there are any significant social or environmental concerns and/or risks arising from production or disposal of your products / services, as identified in the Life Cycle Perspective / Assessments (LCA) or through any other means, briefly describe the same along with action taken to mitigate the same.																																										
	<table border="1"> <thead> <tr> <th>Name of Product / Service</th> <th>Description of the risk / concern</th> <th>Action Taken</th> </tr> </thead> <tbody> <tr> <td colspan="3" style="text-align: center;">No significant Risk</td> </tr> </tbody> </table>	Name of Product / Service	Description of the risk / concern	Action Taken	No significant Risk																																						
Name of Product / Service	Description of the risk / concern	Action Taken																																									
No significant Risk																																											
3	Percentage of recycled or reused input material to total material (by value) used in production (for manufacturing industry) or providing services (for service industry).																																										
	<table border="1"> <thead> <tr> <th rowspan="2">Indicate input material</th> <th colspan="2">Recycled or re-used input material to total material</th> </tr> <tr> <th>FY 2025-26 (Current FY)</th> <th>FY 2024-25 (Previous FY)</th> </tr> </thead> <tbody> <tr> <td>Water Recycled</td> <td>14.08 %</td> <td>13.09%</td> </tr> <tr> <td>Ammonia</td> <td>2.90 %</td> <td>3.63%</td> </tr> <tr> <td>Caustic</td> <td>41.80 %</td> <td>27.10%</td> </tr> </tbody> </table>	Indicate input material	Recycled or re-used input material to total material		FY 2025-26 (Current FY)	FY 2024-25 (Previous FY)	Water Recycled	14.08 %	13.09%	Ammonia	2.90 %	3.63%	Caustic	41.80 %	27.10%																												
Indicate input material	Recycled or re-used input material to total material																																										
	FY 2025-26 (Current FY)	FY 2024-25 (Previous FY)																																									
Water Recycled	14.08 %	13.09%																																									
Ammonia	2.90 %	3.63%																																									
Caustic	41.80 %	27.10%																																									
4	Of the products and packaging reclaimed at end of life of products, amount (in metric tons) reused, recycled, and safely disposed, as per the following format:																																										
	<table border="1"> <thead> <tr> <th rowspan="2"></th> <th colspan="3">FY 2025-26 (Current FY)</th> <th colspan="3">FY 2024-25 (Previous FY)</th> </tr> <tr> <th>Re-Used</th> <th>Recycled</th> <th>Safely Disposed</th> <th>Re-Used</th> <th>Recycled</th> <th>Safely Disposed</th> </tr> </thead> <tbody> <tr> <td>Plastics (including packaging)</td> <td>90.90</td> <td>-</td> <td>-</td> <td>86.12</td> <td>-</td> <td>-</td> </tr> <tr> <td>E-waste</td> <td>-</td> <td>-</td> <td>0.08</td> <td>-</td> <td>-</td> <td>-</td> </tr> <tr> <td>Hazardous waste</td> <td>3991</td> <td>331.70</td> <td>1218.94</td> <td>4516.4</td> <td>202.37</td> <td>1125.90</td> </tr> <tr> <td>Other waste - Non-Hazardous</td> <td>-</td> <td>11574</td> <td>-</td> <td>-</td> <td>13674.10</td> <td>-</td> </tr> </tbody> </table>		FY 2025-26 (Current FY)			FY 2024-25 (Previous FY)			Re-Used	Recycled	Safely Disposed	Re-Used	Recycled	Safely Disposed	Plastics (including packaging)	90.90	-	-	86.12	-	-	E-waste	-	-	0.08	-	-	-	Hazardous waste	3991	331.70	1218.94	4516.4	202.37	1125.90	Other waste - Non-Hazardous	-	11574	-	-	13674.10	-	
	FY 2025-26 (Current FY)			FY 2024-25 (Previous FY)																																							
	Re-Used	Recycled	Safely Disposed	Re-Used	Recycled	Safely Disposed																																					
Plastics (including packaging)	90.90	-	-	86.12	-	-																																					
E-waste	-	-	0.08	-	-	-																																					
Hazardous waste	3991	331.70	1218.94	4516.4	202.37	1125.90																																					
Other waste - Non-Hazardous	-	11574	-	-	13674.10	-																																					
5	Reclaimed products and their packaging materials (as percentage of products sold) for each product category																																										
	Indicate product category	Reclaimed products and their packaging materials as % of total products sold in respective category																																									
	Plastics pallets	121.40 %																																									

**PRINCIPLE 3 - Businesses should respect and promote the well-being of all employees, including those in their value chains**

Essential Indicators														
1	A	Details of measures for the well-being of employees:												
		Category	% of employees covered by											
			Total (A)	Health insurance		Accident Insurance		Maternity Benefits		Paternity Benefits		Day Care facilities		
			Number (B)	% (B/A)	Number (C)	% (C/A)	Number (D)	% (D/A)	Number (E)	% (E/A)	Number (F)	% (F/A)		
		Permanent employees												
		Male	623	619	99.35	623	100	0	0	No		0	0	
		Female	59	51	86.44	59	100	1	1.69			0	0	
		Total	682	670	98.24	682	100	1	0.14			0	0	
		Other than Permanent employees												
		Male	11	0	0	11	100	No		No		0	0	
		Female	4	0	0	4	100					0	0	
		Total	15	0	0	15	100					0	0	
		B	B	Details of measures for the well-being of workers:										
				Category	% of employees covered by									
					Total (A)	Health insurance		Accident Insurance		Maternity Benefits		Paternity Benefits		Day Care facilities
	Number (B)			% (B/A)	Number (C)	% (C/A)	Number (D)	% (D/A)	Number (E)	% (E/A)	Number (F)	% (F/A)		
Permanent workers														
Male	51			51	100	51	100	No		No		0	0	
Female	0			0	0	0	0					0	0	
Total	51			51	100	51	100					0	0	
Other than Permanent workers														
Male	870			470	54	870	100	No		No		0	0	
Female	54			35	65	54	100					0	0	
Total	924			505	54.65	924	100					0	0	
C	C			Spending on measures towards well-being of employees and workers (including permanent and other than permanent) in the following format										
					FY 2025-26 (Current FY)					FY 2024-25 (Previous FY)				
				Cost incurred on well-being measures as a % of total revenue of the company	0.40 %					0.36%				
2	2	Details of retirement benefits, for Current FY and Previous Financial Year.												
		Benefits	FY 2025-26 (Current FY)					FY 2024-25 (Previous FY)						
			No. of employees covered as a % of total employees	No. of workers covered as a % of total workers	Deducted and deposited with the authority (Y/N/N.A.)			No. of employees covered as a % of total employees	No. of workers covered as a % of total workers	Deducted and deposited with the authority (Y/N/N.A.)				
		PF	100%	100%	Yes			100%	100%	Yes				
		Gratuity	100%	100%	Yes			100%	100%	Yes				
		ESIC	5.86%	0%	Yes			12.65%	18.51%	Yes				
		Other												
		Mediclaim for 5 years post-Retirement	0.44%	3.92%	NA			0.73%	0%	NA. Voluntary benefit				
Additional Gratuity	0.44%	3.92%	NA			0.73%	0%	NA. Voluntary benefit						
3	3	Accessibility of workplaces												
		Are the premises / offices of the entity accessible to differently abled employees and workers, as per the requirements of the Rights of Persons with Disabilities Act, 2016? If not, whether any steps are being taken by the entity in this regard.	Yes. All our working locations are accessible for differently-abled employees.											

4	Does the entity have an equal opportunity policy as per the Rights of Persons with Disabilities Act, 2016? If so, provide a web-link to the policy.	Yes. The Company provides equal opportunities to all its employees and to all eligible applicants for employment in the Company. The company provides equal opportunity to all individuals and does not discriminate between individuals based on caste, creed, religion, region, gender and disability which are not in interference with the job or any other category protected by applicable law.									
5	Return to work and Retention rates of permanent employees and workers that took parental leave										
		Permanent employees				Permanent workers					
	<b>Gender</b>	<b>Return to work rate</b>	<b>Retention rate</b>	<b>Return to work rate</b>	<b>Retention rate</b>	<b>Return to work rate</b>	<b>Retention rate</b>	<b>Return to work rate</b>	<b>Retention rate</b>	<b>Return to work rate</b>	<b>Retention rate</b>
	Male	No									
	Female										
	Total										
6	Is there a mechanism available to receive and redress grievances for the following categories of employees and worker? If yes, give details of the mechanism in brief.										
		Yes/No (If Yes, then give details of the mechanism in brief)									
	Permanent Workers	Yes. The Company has Grievances Policy and Procedure as a part of Human Resources Policy and Manual to receive and redress grievances of the employees / worker. The purpose of the grievance procedure is to ensure that, as far as possible, grievances are dealt with and resolved informally through discussion between the aggrieved employee and their direct manager. Grievances are concerns, problems or complaints raised by an employee and must be made in writing.									
	Other than Permanent Workers										
	Permanent Employees										
	Other than Permanent Employees										
7	Membership of employees and worker in association(s) or Unions recognized by the listed entity:										
	<b>Category</b>	<b>FY 2025-26 (Current FY)</b>			<b>FY 2024-25 (Previous FY)</b>						
		<b>Total employees / workers in respective category (A)</b>	<b>No. of employees / workers in respective category, who are part of association(s) or Union (B)</b>	<b>% (B / A)</b>	<b>Total employees / workers in respective category (C)</b>	<b>No. of employees / workers in respective category, who are part of association(s) or Union (D)</b>	<b>% (D / C)</b>				
	Total Permanent Employees	682	0	0	632	0	0				
	Male	623	0	0	588	0	0				
	Female	59	0	0	44	0	0				
	Total Permanent Workers	51	51	100	54	53	98				
	Male	51	51	100	54	53	98				
	Female	0	0	0	0	0	0				
8	Details of training given to employees and workers:										
	<b>Category</b>	<b>FY 2025-26 (Current FY)</b>				<b>FY 2024-25 (Previous FY)</b>					
		<b>Total (A)</b>	<b>On Health and safety measures</b>		<b>On Skill upgradation</b>		<b>Total (D)</b>	<b>On Health and safety measures</b>		<b>On Skill upgradation</b>	
			<b>No. (B)</b>	<b>% (B / A)</b>	<b>No. (C)</b>	<b>% (C / A)</b>		<b>No. (E)</b>	<b>% (E / D)</b>	<b>No. (F)</b>	<b>% (F / D)</b>
	Employees										
	Male	623	573	92	511	82	588	547	93%	552	94%
	Female	59	54	92	48	82	44	41	93%	42	94%
	Total	682	627	92	559	82	632	588	93%	594	94%
	Workers										
	Male	51	47	92	42	82	54	50	93%	51	94%
	Female	0	0	0	0	0	0	0	0%	0	0%
	Total	51	47	92	42	82	54	50	93%	51	94%

9	Details of performance and career development reviews of employees and workers: We have periodical performance reviews of employees as well as KRA analysis with the designated head of departments. This enables HR to review with top management for effective performance of each employee on an ongoing basis. Based on the performance review of the employees, the employees are given promotions and career development opportunities.						
	<b>Category</b>	<b>FY 2025-26 (Current FY)</b>			<b>FY 2024-25 (Previous FY)</b>		
		<b>Total (A)</b>	<b>No. (B)</b>	<b>% (B / A)</b>	<b>Total (C)</b>	<b>No. (D)</b>	<b>% (D / C)</b>
	Employees						
	Male	623	623	100	588	588	100%
	Female	59	59	100	44	44	100%
	Total	682	682	100	632	632	100%
	Workers						
	Male	51	51	100	54	54	100%
	Female	0	0	0	0	0	0%
	Total	51	51	100	54	54	100%
10	Health and safety management system:						
	A	Whether an occupational health and safety management system has been implemented by the entity? (Yes/ No). If yes, the coverage of such system?			Yes. Occupational health and safety management system is in place. The system covers all operating facilities, including Research & Development.		
	B	What are the processes used to identify work-related hazards and assess risks on a routine and non-routine basis by the entity?			Work related hazards are identified through HAZOP, PHA, QRA, HIRA, Aspect Impact, JSA, PSSR and MOC to capture the risk. Responsible care addresses process safety, environment and Sustainability aspect associated with the business. All business activities are driven by embracing system-based approach of Integrated Management System encapsulating ISO 45001 – OHS management system, ISO 14001 – Environment management system, ISO 50001 – Energy management system along with ISO 9001 – Quality management system.		
	C	Whether you have processes for workers to report the work related hazards and to remove themselves from such risks. (Y/N)			Yes. The Company encourages its employees to report near-miss, unsafe acts and unsafe conditions along with any injury and incident. All sites follow procedure for reporting of work-related hazard, injuries, unsafe condition and unsafe act.		
	D	Do the employees/ workers of the entity have access to non-occupational medical and healthcare services? (Yes/ No)			Yes. The employees and their families are covered under medical insurance. Consultation for mental well-being is provided to the employees and their family under wellness program.		
11	Details of safety related incidents, in the following format:						
	<b>Safety Incident/Number</b>	<b>Category</b>	<b>FY 2025-26 (Current FY)</b>		<b>FY 2024-25 (Previous FY)</b>		
	Lost Time Injury Frequency Rate (LTIFR) (per one million-person hours worked)	Employees	-		0.31		
		Contract workers	-		-		
	Total recordable work-related injuries	Employees	3		1		
		Contract workers	4		7		
	No. of fatalities	Employees	-		1		
		Contract workers	-		-		
	High consequence work-related injury or ill-health (excluding fatalities)	Employees	-		-		
		Contract workers	-		-		

12	Describe the measures taken by the entity to ensure a safe and healthy work place.	<ul style="list-style-type: none"> <li>• Implementation of new digital system for EHS reporting</li> <li>• Behaviour based safety reporting</li> <li>• Daily / weekly / monthly Inspection at workplace,</li> <li>• Qualitative and Quantitate Risk Assessment before and after installation of new plant.</li> <li>• Management of Change procedure for any change.</li> <li>• Employees are periodically trained in health and safety at workplace.</li> <li>• Daily tool box talks and Multi Step Prevention Process followed.</li> <li>• Near miss / Incident / Unsafe Acts / conditions reporting protocol.</li> <li>• Safety committee meetings</li> <li>• Mock drills at defined frequency for the emergency preparedness.</li> <li>• 5 S Implemented at all the plants of the Company.</li> <li>• Pre-recruitment and post recruitment health examination for all the employees and contract workers.</li> <li>• Plant facilities, equipment and their accessories are periodically inspected and tested as part of preventive maintenance.</li> </ul>					
13	Number of Complaints on the following made by employees and workers:						
		FY 2025-26 (Current FY)			FY 2024-25 (Previous FY)		
		Filed during the year	Pending resolution at the end of year	Remarks	Filed during the year	Pending resolution at the end of year	Remarks
Working Conditions		0	0	NA	0	0	NA
Health & Safety							
Note - We encourage employees to report near miss, unsafe acts and unsafe conditions and have given them objective to report one near miss per employee per month. Pending actions for more than 30 days after the target date are reviewed in the monthly Environment, Health and Safety (EHS) Review Meeting chaired by Occupier and Executive Director.							
14	Assessments for the year:						
		% of your plants and offices that were assessed (by entity or statutory authorities or third parties)					
Health and safety practices		100% by Director of Industrial Safety and Health (DISH) and other agencies					
Working Conditions		100% by DISH and other agencies					
15	Provide details of any corrective action taken or underway to address safety-related incidents (if any) and on significant risks / concerns arising from assessments of health & safety practices and working conditions.	All incidents are investigated and correction / corrective actions taken to avoid reoccurrence. The significant risks identified during HIRA, Aspect Impact or HAZOP, QRA process were mitigated by taking suitable actions so that the risk will be acceptable. All the audits and inspection observations are tracked for their compliance.					
<b>Leadership Indicators</b>							
1	Does the entity extend any life insurance or any compensatory package in the event of death of (A) Employees (Y/N) (B) Workers (Y/N).	Yes. The company has covered all permanent employees under ESIC/PF/EDLI/ Workmen Compensation Policy (whichever is applicable). If a member dies whilst in service, nominee will be entitled to get a certain sum assured. The Company has systems in place to provide financial assistance and educational support to the legal dependents of the employees in case of death while in service.					
2	Provide the measures undertaken by the entity to ensure that statutory dues have been deducted and deposited by the value chain partners	The Company ensures, through Internal Audit, that the statutory dues applicable are deducted and deposited by the value chain partners. All supply chain partners must adhere to it in every way in order to support business responsibility principles and ideals of transparency and accountability.					

3	Provide the number of employees / workers having suffered high consequence work-related injury / ill-health / fatalities (as reported in Q11 of Essential Indicators above), who have been are rehabilitated and placed in suitable employment or whose family members have been placed in suitable employment:				
		Total no. of affected employees / workers		No. of employees/workers that are rehabilitated and placed in suitable employment or whose family members have been placed in suitable employment	
		<b>FY 2025-26 (Current FY)</b>	<b>FY 2024-25 (Previous FY)</b>	<b>FY 2025-26 (Current FY)</b>	<b>FY 2024-25 (Previous FY)</b>
	Employees	-	1	-	-
Workers	-	-	-	-	
4	Does the entity provide transition assistance programs to facilitate continued employability and the management of career endings resulting from retirement or termination of employment? (Yes/ No)		Subject to requirements, the Company provides opportunities for engagement on specific projects / assignments across the organization.		
5	Details on assessment of value chain partners:				
		% of value chain partners (by value of business done with such partners) that were assessed			
	Health and safety practices	50 %.			
	Working Conditions	Environmental concerns, Health and safety practices, Working Conditions are being assessed during the process of Supplier Evaluation only for manufacturer. Safety audits are conducted on the premises of Job – workers by safety and production department of the Company.			
6	Provide details of any corrective actions taken or underway to address significant risks / concerns arising from assessments of health and safety practices and working conditions of value chain partners.		All the corrective actions identified during the audit were appropriately closed.		

**PRINCIPLE 4 - Businesses should respect the interests of and be responsive to all its stakeholders**

Essential Indicators					
1	Describe the processes for identifying key stakeholder groups of the entity.		We have documented in Integrated Management Systems (IMS), the Needs and Specifications of interested parties (stakeholders) and established the mechanism to fulfill these requirements. We have mapped our internal and external stakeholders and carry out engagements with shareholders, investors, employees, lenders, suppliers, customers, business partners, regulators, and non-governmental organizations, amongst others.		
2	List stakeholder groups identified as key for your entity and the frequency of engagement with each stakeholder group.				
	Stakeholder Group	Whether identified as Vulnerable & Marginalized Group (Yes/No)	Channels of communication (Email, SMS, Newspaper, Pamphlets, Advertisement, Community Meetings, Notice Board, Website), Other	Frequency of engagement (Annually/ Half yearly/ Quarterly / others – please specify)	Purpose and scope of engagement including key topics and concerns raised during such engagement
	Employees	No	Direct (Townhall Meeting, Workshops, Induction, etc.) & other communication mechanisms including mailers, notice board, Intranet, newsletters etc.	On-going	Training and awareness programs on various topics, open house, long-term strategy plans, health, safety and engagement initiatives, operational efficiencies
	Shareholders/ Investors	No	Phone call, E-mail, website, Quarterly results, Annual General Meetings, Notices in newspapers, investors' conference calls, Financial Reports, Announcement, Intimation to stock exchanges etc.	On-going / Quarterly	Educating them about Company's performance. capex plans, business strategy, growth prospects, to stay abreast of developments in the Company and understanding their expectations

Customers	No	Phone call, E-mail, Discussion and meetings, Personal visits, plant visits, conferences and events etc.	On-going	To enhance business and customer relationships, to understand business challenges. Identify the opportunities to improve product and services.
Suppliers, service providers, business partners	No	Phone call, E-mail, Supplies Services providers' meetings, calls, Audits, joint events, supplier risk assessments	On-going	Quality, timely delivery, ESG consideration (sustainability, safety checks, compliances, ethical behavior), ISO and OHSAS standards, collaboration and digitalization opportunities
Government and Regulatory Bodies	No	Phone call, E-mail, Official communication channels like emails, meetings, calls, regulatory audits etc.	On-going	To understand Govt. Schemes, policies, ensure compliance of all applicable laws and regulations, to enhance effectiveness in Company's operations.
Communities and NGOs	Yes	Site visits, meetings, project meetings, consultative sessions, awareness programs about Company's operations	On-going	Understand areas of sustainable development, manage Company's brand and reputation, work in partnership to develop solutions to challenging areas, improve livelihood, access to healthcare and education. Support socially high impact projects

**Leadership Indicators**

1	Provide the processes for consultation between stakeholders and the Board on economic, environmental, and social topics or if consultation is delegated, how is feedback from such consultations provided to the Board.	The Company management regularly interacts with key stakeholders i.e. investors, customers, suppliers, employees, government and regulatory authorities and community etc. and updates the progress on the actions to the Board at the Board and Committee meetings.
2	Whether stakeholder consultation is used to support the identification and management of environmental, and social topics (Yes / No). If so, provide details of instances as to how the inputs received from stakeholders on these topics were incorporated into policies and activities of the entity.	Yes, the Company has always maintained a regular and proactive engagement with the Company's key stakeholders, allowing it to effectively work on its Sustainability strategies and be transparent about the outcomes. In response to current regulations and interactions with stakeholders, the Company performs periodic evaluations to update and reissue policies as needed.
3	Provide details of instances of engagement with, and actions taken to, address the concerns of vulnerable/ marginalized stakeholder groups.	<p>The Company goes beyond its business activities to create social impact through its diverse initiatives and is working towards improving lives of marginalized and vulnerable communities. We have taken initiatives in specific areas of social development. We continuously strive to achieve total inclusiveness by encouraging people from all sections of the community irrespective of caste, creed or religion to benefit from our CSR initiatives which would also be focused around communities that reside in the proximity of our Company's various manufacturing locations in the country.</p> <p>The Company has taken a holistic approach towards the development of the deprived groups of the society. The details of the CSR projects undertaken which include projects for vulnerable/ marginalized groups, by the Company are described in 'Annexure - 3' of Directors' Report - Annual Report on CSR activities. Any project that comes up for CSR is first internally reviewed and assessed by the Management. If the Management is convinced of the project, it is put up to the CSR Committee for its consideration and approval. If the project is approved, it is tracked and reports are taken from time to time.</p>

**PRINCIPLE 5 - Businesses should respect and promote human rights**

Essential Indicators											
1	Employees and workers who have been provided training on human rights issues and policy(ies) of the entity, in the following format:										
	Category	FY 2025-26 (Current FY)			FY 2024-25 (Previous FY)						
		Total (A)	No. of employees / workers covered (B)	% (B / A)	Total (C)	No. of employees / workers covered (D)	% (D / C)				
	<b>Employees</b>										
	Permanent	682	614	90	632	569	90				
	Other than permanent	15	12	80	11	10	90				
	Total Employees	697	626	90	643	579	90				
	<b>Workers</b>										
	Permanent	51	46	90	54	49	90				
	Other than permanent	924	758	82	858	729	85				
	Total Workers	975	804	82	912	778	85				
2	Details of minimum wages paid to employees and workers, in the following format:										
	Category	FY 2025-26 (Current FY)				FY 2024-25 (Previous FY)					
		Total (A)	Equal to Minimum Wage		More than Minimum Wage		Total (D)	Equal to Minimum Wage		More than Minimum Wage	
			No. (B)	% (B / A)	No. (C)	% (C / A)		No. (E)	% (E / D)	No. (F)	% (F / D)
	<b>Employees</b>										
	Permanent	682	0	0	682	100	632	0	0	632	100
	Male	623	0	0	623	100	588	0	0	588	100
	Female	59	0	0	59	100	44	0	0	44	100
	Other than Permanent	15	0	0	15	100	11	0	0	11	100
	Male	11	0	0	11	100	8	0	0	8	100
	Female	4	0	0	4	100	3	0	0	3	100
	<b>Workers</b>										
	Permanent	51	0	0	51	100	54	0	0	54	100
	Male	51	0	0	51	100	54	0	0	54	100
	Female	0	0	0	0	0	0	0	0	0	0
	Other than Permanent	924	0	0	924	100	858	0	0	858	100
	Male	870	0	0	870	100	815	0	0	815	100
	Female	54	0	0	54	100	43	0	0	43	100
3	Details of remuneration/salary/wages, in the following format:										
	a. Median Remuneration / wages:										
		Male				Female					
		Number	Median remuneration/ salary/ wages of respective category ₹ in Lakhs		Number	Median remuneration/ salary/ wages of respective category ₹ in Lakhs					
	Board of Directors (BoD)	8	₹ 111.82		2	₹ 47.87					
	Key Managerial Personnel	1	₹ 61.40		1	₹ 52.33					
	Employees other than BoD and KMP	672	₹ 7.40		59	₹ 4.57					
	Workers	51	₹ 6.91		-	-					
	b. Gross wages paid to females as % of total wages paid by the entity, in the following format										
			FY 2025-26 (Current FY)				FY 2024-25 (Previous FY)				
	Gross wages paid to females as % of total wages		5.54 %				4.52%				

4	Do you have a focal point (Individual/ Committee) responsible for addressing human rights impacts or issues caused or contributed to by the business? (Yes/No)	Yes. The Company has human rights policy as a part of HR policies.					
5	Describe the internal mechanisms in place to redress grievances related to human rights issues	The mechanism to redress grievances under human rights is same as for other grievances for the stakeholder to raise concerns or make disclosures when they become aware of any violation of the Code of Conduct, policy or law. On receipt of any concern through email, letter, oral, etc., the same are reviewed and appropriate action is taken.					
6	Number of Complaints on the following made by employees and workers:						
		FY 2025-26 (Current FY)			FY 2024-25 (Previous FY)		
		Filed during the year	Pending resolution at the end of year	Remarks	Filed during the year	Pending resolution at the end of year	Remarks
	Sexual Harassment	NIL	-	-	NIL	-	
	Discrimination at workplace						
	Child Labour						
	Forced Labour / Involuntary Labour						
Wages							
Other human rights related issues							
7	Complaints filed under the Sexual Harassment of Women at Workplace (Prevention, Prohibition and Redressal) Act, 2013, in the following format:						
				FY 2025-26 (Current FY)	FY 2024-25 (Previous FY)		
	Total Complaints reported under Sexual Harassment of Women at Workplace (Prevention, Prohibition and Redressal) Act, 2013 (POSH)			-	-		
	Complaints on POSH as a % of female employees / workers			-	-		
	Complaints on POSH upheld			-	-		
8	Mechanisms to prevent adverse consequences to the complainant in discrimination and harassment cases.	As part of Whistleblower Policy and POSH Policy, the Company has a section mentioned on the protection of identity of the complainant. All such matters are dealt in strict confidence. Also, as part of its Code of Conduct, the Company does not tolerate any form of retaliation against anyone reporting legitimate concerns. Anyone involved in targeting such a person will be subject to disciplinary action.					
9	Do human rights requirements form part of your business agreements and contracts? (Yes/No)	Yes. Human rights form a part of the terms and condition of agreements and contracts (including purchase orders) wherever necessary. The Company does not employ children at its workplaces and does not use forced labour in any form.					
10	Assessments for the year:						
		% of your plants and offices that were assessed (by entity or statutory authorities or third parties)					
	Child labour	100%					
	Forced/involuntary labour	Company internally monitors compliance for all relevant laws and policies pertaining to these Human Right issues.					
	Sexual harassment						
	Discrimination at workplace						
	Wages						
Others – please specify							
11	Provide details of any corrective actions taken or underway to address significant risks / concerns arising from the assessments at Question 10 above.	Not Applicable. Please refer question no.10					

Leadership Indicators		
1	Details of a business process being modified / introduced as a result of addressing human rights grievances/complaints	No such grievances on Human Rights violations. The Company remains committed to respect and protect human rights which are applicable to the Company. All aspects of the human rights are in built and covered under the Code of Conduct, POSH Policy as well as in various human resource practices/policies.
2	Details of the scope and coverage of any Human rights due-diligence conducted.	We have various internal and external surveillance audits are conducted through IMS, Responsible Care, Global Reporting Initiative.
3	Is the premise/office of the entity accessible to differently abled visitors, as per the requirements of the Rights of Persons with Disabilities Act, 2016?	Yes. All our locations are accessible to differently-abled visitors.
4	Details on assessment of value chain partners:	% of value chain partners (by value of business done with such partners) that were assessed  50%.  These points form part of terms and conditions of our business agreements / contracts (including purchase orders) wherever necessary.
	Sexual Harassment	
	Discrimination at workplace	
	Child Labour	
	Forced Labour/Involuntary Labour	
	Wages	
	Others – please specify	
5	Provide details of any corrective actions taken or underway to address significant risks / concerns arising from the assessments at Question 4 above.	Not Applicable. Please refer question no.4

**PRINCIPLE 6 - Businesses should respect and make efforts to protect and restore the environment**

Essential Indicators			
1	Details of total energy consumption (in Joules or multiples) and energy intensity, in the following format:		
	<b>Parameter</b>	<b>FY 2025-26 (Current FY) in GJ</b>	<b>FY 2024-25 (Previous FY) in GJ</b>
	<b>From renewable sources</b>		
	Total electricity consumption (A)	45,049.95	38,947.22
	Total fuel consumption (B)	-	-
	Energy consumption through other sources (C)	-	-
	<b>Total energy consumed from renewable sources (A+B+C)</b>	45,049.95	38,947.22
	<b>From non-renewable sources</b>		
	Total electricity consumption (D)	98,146.57	10,5940
	Total fuel consumption (E)	24,25,339.60	26,08,164
	Energy consumption through other sources (F)	-	-
	<b>Total energy consumed from non-renewable sources (D+E+F)</b>	25,23,486.17	27,14,104
	<b>Total energy consumed (A+B+C+D+E+F)</b>	25,68,536.12	27,53,051
	Energy intensity per rupee of turnover (Total energy consumed / Revenue from operations)	0.000167	0.000175
	Energy intensity per rupee of turnover adjusted for Purchasing Power Parity (PPP) (Total energy consumed / Revenue from operations adjusted for PPP)	-	-
	Energy intensity in terms of physical output in GJ / MT	14.80	15.50
	Energy intensity (optional) – the relevant metric may be selected by the entity	-	-
	Note: Indicate if any independent assessment/ evaluation/assurance has been carried out by an external agency? (Y/N) If yes, name of the external agency.	No	

2	Does the entity have any sites / facilities identified as designated consumers (DCs) under the Performance, Achieve and Trade (PAT) Scheme of the Government of India? (Y/N) If yes, disclose whether targets set under the PAT scheme have been achieved. In case targets have not been achieved, provide the remedial action taken, if any.	No			
3	Provide details of the following disclosures related to water, in the following format:				
<b>Parameter</b>		<b>FY 2025-26 (Current FY)</b>	<b>FY 2024-25 (Previous FY)</b>		
Water withdrawal by source (in kilolitres)					
(i) Surface water		-	-		
(ii) Groundwater		-	-		
(iii) Third party water		7,58,191	7,71,103		
(iv) Seawater / desalinated water		-	-		
(v) Others		-	-		
<b>Total volume of water withdrawal (in kilolitres) (i + ii + iii + iv + v)</b>		7,58,191	7,71,103		
<b>Total volume of water consumption (in kilolitres)</b>		8,65,023 Including recycled water (106832.1)	8,87,769 Added recycled water (116666)		
<b>Water intensity per rupee of turnover</b> (Total water consumption / Revenue from operations)		0.000058	0.000056		
<b>Water intensity per rupee of turnover adjusted for Purchasing Power Parity (PPP)</b> (Total water consumption / Revenue from operations adjusted for PPP)		-	-		
Water intensity in terms of physical output		6.90	6.07		
Water intensity (optional) – the relevant metric may be selected by the entity		-	-		
Note: Indicate if any independent assessment/ evaluation/assurance has been carried out by an external agency? (Y/N) If yes, name of the external agency.		No			
4	Provide the following details related to water discharged:				
<b>Parameter</b>		<b>FY 2025-26 (Current FY)</b>	<b>FY 2024-25 (Previous FY)</b>		
Water discharge by destination and level of treatment (in kilolitres)					
(i) To Surface water		Not Applicable. As per consent to operate parameters issued by the State Pollution Control Board (SPCB), discharge is allowed in CETP only.	Not Applicable. As per consent to operate parameters issued by the State Pollution Control Board (SPCB), discharge is allowed in CETP only.		
- No treatment					
- With treatment – please specify level of treatment					
(ii) To Groundwater					
- No treatment					
- With treatment – please specify level of treatment					
(iii) To Seawater					
- No treatment					
- With treatment – please specify level of treatment					
(iv) Sent to third-parties					
- No treatment					
- With treatment – please specify level of treatment					
(v) Others – CETP				86,171	91,997
- No treatment				-	-
- With treatment – please specify level of treatment				86,171	91,997
		Primary, Secondary and Tertiary treatment at ETP	Primary, Secondary and Tertiary treatment at ETP		
<b>Total water discharged (in kilolitres)</b>		86,171	91,997		
Note: Indicate if any independent assessment/ evaluation/assurance has been carried out by an external agency? (Y/N) If yes, name of the external agency		No			
5	Has the entity implemented a mechanism for Zero Liquid Discharge (ZLD)? If yes, provide details of its coverage and implementation.	Yes. ZLD installed at all three manufacturing sites.			

6	Please provide details of air emissions (other than GHG emissions) by the entity, in the following format:			
	Parameter	Please specify unit	FY 2025-26 (Current FY)	FY 2024-25 (Previous FY)
	NOx	µg/m3	19	19
	SOx	µg/m3	20.9	21
	Particulate matter (PM)	µg/m3	68.8	77
	Persistent organic pollutants (POP)		Not Applicable. As not part of consent to operate parameters issued by SPCB	Not Applicable. As not part of consent to operate parameters issued by SPCB
	Volatile organic compounds (VOC)	ppm	0.54	1.24
	Hazardous air pollutants (HAP)		Not Applicable. As not part of consent to operate parameters	Not Applicable. As not part of consent to operate parameters issued by SPCB
	Others – please specify			
Note: Indicate if any independent assessment/ evaluation/assurance has been carried out by an external agency? (Y/N) If yes, name of the external agency.		Yes. Environmental Monitoring is carried out as per Central Pollution Control Board (CPCB) norms by Ministry of Environment, Forest and Climate Change of India (MOEF and CC) approved laboratory and periodically by the state pollution control boards laboratories for the samples taken by their officers.		
7	Provide details of greenhouse gas emissions (Scope 1 and Scope 2 emissions) & its intensity, in the following format:			
	Parameter	Unit	FY 2025-26 (Current FY)	FY 2024-25 (Previous FY)
	<b>Total Scope 1 emissions</b> (Break-up of the GHG into CO <sub>2</sub> , CH <sub>4</sub> , N <sub>2</sub> O, HFCs, PFCs, SF <sub>6</sub> , NF <sub>3</sub> , if available)	Metric tonnes of CO <sub>2</sub> equivalent	3,51,953.5	3,60,680
	<b>Total Scope 2 emissions</b> (Break-up of the GHG into CO <sub>2</sub> , CH <sub>4</sub> , N <sub>2</sub> O, HFCs, PFCs, SF <sub>6</sub> , NF <sub>3</sub> , if available)	Metric tonnes of CO <sub>2</sub> equivalent	20,923.6	24,352
	Total Scope 1 and Scope 2 emission intensity per rupee of turnover (Total Scope 1 and Scope 2 GHG emissions / Revenue from operations)		0.0000245	0.0000243
	Total Scope 1 and Scope 2 emission intensity per rupee of turnover adjusted for Purchasing Power Parity (PPP) (Total Scope 1 and Scope 2 GHG emissions / Revenue from operations adjusted for PPP)		-	-
	Total Scope 1 and Scope 2 emission intensity in terms of physical output		22.50	21.52
	Total Scope 1 and Scope 2 emission intensity ( <b>optional</b> ) – the relevant metric may be selected by the entity		-	-
	Note: Indicate if any independent assessment/ evaluation/ assurance has been carried out by an external agency? (Y/N) If yes, name of the external agency.	No. Data is collected and verified internally		

8	Does the entity have any project related to reducing Green House Gas emission? If Yes, then provide details.	Yes, 1. Boiler optimization. 2. Replacement of pump by seal less pumps	
9	Provide details related to waste management by the entity, in the following format:		
<b>Parameter</b>		<b>FY 2025-26 (Current FY)</b>	<b>FY 2024-25 (Previous FY)</b>
Total Waste generated (in metric tonnes)			
Plastic waste (A)		90.90	86.10
E-waste (B)		0.08	0.0
Bio-medical waste (C)		0.000565	0.006
Construction and demolition waste (D)		0	0
Battery waste (E)		0.09	0.648
Radioactive waste (F)		0	0
Other Hazardous waste. Please specify, if any.		1,550	1,365.7
G) (Hazardous waste as per SPCB Consent)			
Other Non-hazardous waste generated (H). Please specify, if any. (Break-up by composition i.e. by materials relevant to the sector) (Non-Hazardous waste as per SPCB consent)		11,574	13,674
<b>Total (A+B + C + D + E + F + G + H)</b>		13,214.8	15,126
<b>Waste intensity per rupee of turnover (Total waste generated / Revenue from operations)</b>		0.0000009	0.0000010
<b>Waste intensity per rupee of turnover adjusted for Purchasing Power Parity (PPP) (Total waste generated / Revenue from operations adjusted for PPP)</b>		-	-
<b>Waste intensity in terms of physical output</b>		-	-
<b>Waste intensity (optional) – the relevant metric may be selected by the entity</b>			
<b>For each category of waste generated, total waste recovered through recycling, re-using or other recovery operations (in metric tonnes)</b>			
<b>Category of waste</b>			
(i) Recycled		331.74	202.37
(ii) Re-used		3,991	4,639.9
(iii) Other recovery operations		-	-
<b>Total</b>		4,322.74	4,842.33
<b>For each category of waste generated, total waste disposed by nature of disposal method (in metric tonnes)</b>			
Category of waste			
(i) Incineration		772.35	603.91
(ii) Landfilling		446.59	522.00
(iii) Other disposal operations		-	-
<b>Total</b>		1,218.94	1,125.90
Note: Indicate if any independent assessment/ evaluation/assurance has been carried out by an external agency? (Y/N) If yes, name of the external agency.		Yes. Third party audit by Bureau Veritas.	
10	Briefly describe the waste management practices adopted in your establishments. Describe the strategy adopted by your company to reduce usage of hazardous and toxic chemicals in your products and processes and the practices adopted to manage such wastes.	1.Reuse, recycle of waste water in the process and utility services like cooling tower make up. 2.Green principles during selection of molecules in R&D.	

11	If the entity has operations/offices in/around ecologically sensitive areas (such as national parks, wildlife sanctuaries, biosphere reserves, wetlands, biodiversity hotspots, forests, coastal regulation zones etc.) where environmental approvals / clearances are required, please specify details in the following format:					
	<b>Sr. No.</b>	<b>Location of operations/offices</b>	<b>Type of operations</b>	<b>Whether the conditions of environmental approval / clearance are being complied with? (Y/N)</b>  <b>If no, the reasons thereof and corrective action taken, if any.</b>		
	Not Applicable. The Company has no operations/offices in/around ecologically sensitive areas. Yes, conditions in Environmental approval / clearance are complied.					
12	Details of environmental impact assessments of projects undertaken by the entity based on applicable laws, in the current financial year:					
	<b>Name and brief details of project</b>	<b>EIA Notification No.</b>	<b>Date</b>	<b>Whether conducted by independent external agency (Yes / No)</b>	<b>Results communicated in public domain (Yes / No)</b>	<b>Relevant Web link</b>
	Proposed project for expansion in existing products & addition of new products for manufacturing of amines & specialty chemicals at existing unit of Alkyl Amines Chemicals Limited at Kurkumbh unit.	SEIAA-EC-0000002296	July 8, 2020	Yes	Yes	<a href="https://alkylamines.com/wp-content/uploads/2022/03/EC-Certificate-Kurkumbh.pdf">https://alkylamines.com/wp-content/uploads/2022/03/EC-Certificate-Kurkumbh.pdf</a>
	The proposal is for Environmental Clearance to the Company for setting up expansion of manufacturing plant of Synthetic Organic Chemicals at Dahej unit.	SEIAA/GUJ/EC/5 (F)/1294/2021	July 2, 2021	Yes	Yes	<a href="https://alkylamines.com/wp-content/uploads/2022/03/EC-Certificate-Dahej.pdf">https://alkylamines.com/wp-content/uploads/2022/03/EC-Certificate-Dahej.pdf</a>
	30000 KLPY Anhydrous (Absolute) Alcohol Manufacturing Plant at Patalganga MIDC	SEIAA-EC-0000000158	August 9, 2017	Yes	Yes	<a href="https://alkylamines.com/wp-content/uploads/2022/03/EC-Certificate-Patalganga.pdf">https://alkylamines.com/wp-content/uploads/2022/03/EC-Certificate-Patalganga.pdf</a>
	The Company has gone through Environmental Clearance for their expansion at Kurkumbh, Dahej and Patalganga locations. The EIA study is carried out during the process by independent external agency. The results are communicated to CPCB portal.					
13	Is the entity compliant with the applicable environmental law/ regulations/ guidelines in India; such as the Water (Prevention and Control of Pollution) Act, Air (Prevention and Control of Pollution) Act, Environment protection act and rules thereunder (Y/N). If not, provide details of all such non-compliances, in the following format:					
	<b>Sr. No.</b>	<b>Specify the law / regulation / guidelines which was not complied with</b>	<b>Provide details of the non-compliance</b>	<b>Any fines / penalties / action taken by regulatory agencies such as pollution control boards or by courts</b>	<b>Corrective action taken, if any</b>	
	Yes. The Company has valid consent to operate for all the locations.					

Leadership Indicators				
1	Water withdrawal, consumption and discharge in areas of water stress (in kilolitres):			
	For each facility / plant located in areas of water stress, provide the following information:			
	(i)	Name of the area	Maharashtra and Gujarat	
	(ii)	Nature of operations	Manufacturing of Amines and its derivatives	
	(iii)	Water withdrawal, consumption and discharge in the following format:		
	<b>Parameter</b>		<b>FY 2025-26 (Current FY)</b>	<b>FY 2024-25 (Previous FY)</b>
	<b>Water withdrawal by source (in kilolitres)</b>			
	(i)	Surface water	-	-
	(ii)	Groundwater	-	-
	(iii)	Third party water	3,90,330	3,79,720
	(iv)	Seawater / desalinated water	-	-
	(v)	Others	-	-
	Total volume of water withdrawal (in kilolitres)		3,90,330	3,79,720
	Total volume of water consumption (in kilolitres)		4,67,877	4,69,968
	Water intensity per rupee of turnover (Water consumed / turnover)		0.0000305	0.0000299
	Water intensity (optional) – the relevant metric may be selected by the entity Water intensity per ton of production (KL/MT)		-	-
	<b>Water discharge by destination and level of treatment (in kilolitres)</b>			
	(i)	Into Surface water	Not Applicable. As per consent to operate parameters issued by the SPCB, discharge is allowed in CETP only.	Not Applicable. As per consent to operate parameters issued by the SPCB, discharge is allowed in CETP only
		- No treatment		
	- With treatment – please specify level of treatment			
(ii)	Into Groundwater			
	- No treatment			
	- With treatment – please specify level of treatment			
(iii)	Into Seawater			
	- No treatment			
	- With treatment – please specify level of treatment			
(iv)	Sent to third-parties			
	- No treatment			
	- With treatment – please specify level of treatment			
(v)	Others (CETP)	86,171	91,260	
	- No treatment			
	- With treatment – please specify level of treatment	86,171	91,260	
		Primary, Secondary and Tertiary treatment at ETP	Primary, Secondary and Tertiary treatment at ETP	
Total water discharged (in kilolitres)		86,171	91,260	
Note: Indicate if any independent assessment/ evaluation / assurance has been carried out by an external agency? (Y/N) If yes, name of the external agency.			No	

2	Please provide details of total Scope 3 emissions & its intensity, in the following format:			
	<b>Parameter</b>	<b>Unit</b>	<b>FY 2025-26 (Current FY)</b>	<b>FY 2024-25 (Previous FY)</b>
	<b>Total Scope 3 emissions</b> (Break-up of the GHG into CO <sub>2</sub> , CH <sub>4</sub> , N <sub>2</sub> O, HFCs, PFCs, SF <sub>6</sub> , NF <sub>3</sub> , if available)	Metric tons of CO <sub>2</sub> equivalent	2,92,598.90	2,93,072
	<b>Total Scope 3 emissions per rupee of turnover</b>		1.90	1.86
	<b>Total Scope 3 emission intensity (optional) – the relevant metric may be selected by the entity</b>			-
	Note: Indicate if any independent assessment/ evaluation/ assurance has been carried out by an external agency? (Y/N) If yes, name of the external agency.	No		
3	With respect to the ecologically sensitive areas reported at Question 11 of Essential Indicators above, provide details of significant direct & indirect impact of the entity on biodiversity in such areas along-with prevention & remediation activities.	Not applicable. The Company has no operations/offices in/ around ecologically sensitive areas.		
4	If the entity has undertaken any specific initiatives or used innovative technology or solutions to improve resource efficiency, or reduce impact due to emissions / effluent discharge / waste generated, please provide details of the same as well as outcome of such initiatives, as per the following format:			
	<b>Sr. No.</b>	<b>Initiative undertaken</b>	<b>Details of initiative (Web-link, if any, may be provided along-with summary)</b>	<b>Outcome of the initiative</b>
	1	Replace non - renewable energy to renewable energy.	Installation of solar system at Maharashtra and Gujarat.	More than three times use of renewable energy
	2	Reduction in Greenhouse Gases	Replace FO with LSHS	Reduction in emissions of SO <sub>x</sub>
5	Does the entity have a business continuity and disaster management plan? Give details in 100 words/ web link.	Yes. The Business Continuity Plan and recovery plan is prepared internally. All the credible business risks are identified and appropriate mitigation measures developed.		
6	Disclose any significant adverse impact to the environment, arising from the value chain of the entity. What mitigation or adaptation measures have been taken by the entity in this regard.	Sudden release or fire may impact the environment. There are multiple control measures installed in the process to avoid the incidents like fire and release of chemicals. Onsite Emergency Plan is in place to have immediate control at site. For management of the transport related impact journey risk assessment done for 3 out of 15. Services of Nicer Globe and LCS Service India Private Limited services taken for GPS tracking, and emergency support.		
7	Percentage of value chain partners (by value of business done with such partners) that were assessed for environmental impacts.	50% of suppliers assessed for the sustainability practices.		
8	How many Green Credits have been generated or procured a. By the listed entity b. By the top ten (in terms of value of purchases and sales, respectively) value chain partners"	NIL		

**PRINCIPLE 7 - Businesses, when engaging in influencing public and regulatory policy, should do so in a manner that is responsible and transparent**

Essential Indicators								
1	a	Number of affiliations with trade and industry chambers/ associations.				3		
	b	List the top 10 trade and industry chambers/ associations (determined based on the total members of such body) the entity is a member of/ affiliated to.						
		Sr. No.	Name of the trade and industry chambers/ associations			Reach of trade and industry chambers/ associations (State/National)		
		1	Indian Chemical Council			National		
	2	IMC Chamber of Commerce and Industry			National			
	3	Captive Power Producers' Association			National			
2	Provide details of corrective action taken or underway on any issues related to anti-competitive conduct by the entity, based on adverse orders from regulatory authorities							
	Name of authority		Brief of the case		Corrective action taken			
	None							
Leadership Indicators								
1	Details of public policy positions advocated by the entity:							
	Sr. No.	Public policy advocated	Method resorted for such advocacy	Whether information available in public domain? (Yes/ No)	Frequency of Review by Board (Annually/ Half yearly/ Quarterly / Others – please specify)	Web Link, if available		
The Company contributes its views and supports the initiatives taken by above associations in their endeavor for the improvement of government policies.								

**PRINCIPLE 8 - Businesses should promote inclusive growth and equitable development**

Essential Indicators							
1	Details of Social Impact Assessments (SIA) of projects undertaken by the entity based on applicable laws, in the current financial year.						
	Name and brief details of project		SIA Notification No.	Date of notification	Whether conducted by independent external agency (Yes / No)	Results communicated in public domain (Yes / No)	Relevant Web link
Not Applicable. No project taken up during the current financial year which requires Social Impact Assessments.							
2	Provide information on project(s) for which ongoing Rehabilitation and Resettlement (R&R) is being undertaken by your entity, in the following format:						
	Sr. No.	Name of Project for which R&R is ongoing	State	District	No. of Project Affected Families (PAFs)	% of PAFs covered by R&R	Amounts paid to PAFs in the FY (In INR)
Not Applicable. No project taken up during the current financial year which requires Social Impact Assessments.							
3	Describe the mechanisms to receive and redress grievances of the community.				The Company has taken a holistic approach towards the development of the deprived groups of the society. The Company has a process to receive and redress concerns/grievances received from the community. We maintain External Communication Register where all records are maintained and the same is addressed by the concerned authorities. We conduct meetings with the local communities around our factories to understand and redress their grievances, if any.		
4	Percentage of input material (inputs to total inputs by value) sourced from suppliers:						
				FY 2025-26 (Current FY)		FY 2024-25 (Previous FY)	
	Directly sourced from MSMEs / small producers			34.31%		33%	
Directly from within India			98.98%		100%		

5	Job creation in smaller towns – Disclose wages paid to persons employed (including employees or workers employed on a permanent or non-permanent / on contract basis) in the following locations, as % of total wage cost			
	<b>Location</b>	<b>FY 2025-26 (Current FY)</b>	<b>FY 2024-25 (Previous FY)</b>	
	Rural	53.82%	52.72%	
	Semi-urban	0	0	
	Urban	0	0	
	Metropolitan	46.18%	47.28%	
(Place to be categorized as per RBI Classification System - rural / semi-urban / urban / metropolitan)				
<b>Leadership Indicators</b>				
1	Provide details of actions taken to mitigate any negative social impacts identified in the Social Impact Assessments (Reference: Question 1 of Essential Indicators above):			
	<b>Details of negative social impact identified</b>	<b>Corrective action taken</b>		
Not Applicable. No project taken up during the current financial year which requires Social Impact Assessments.				
2	Provide the following information on CSR projects undertaken by your entity in designated aspirational districts as identified by government bodies:			
	<b>Sr. No.</b>	<b>State</b>	<b>Aspirational District</b>	<b>Amount spent (In INR - Lakhs)</b>
	1	NA	NA	NA
3	(a)	Do you have a preferential procurement policy where you give preference to purchase from suppliers comprising marginalized /vulnerable groups? (Yes/No)		
	(b)	From which marginalized /vulnerable groups do you procure? (a) & (b) Yes. The Company has taken steps to procure goods and services from suppliers comprising local and small producers, including job workers and communities surrounding the place of work of the Company. The Company is providing training to improve capacity and capability of local and small vendors. The Company provides regular inputs and technical assistance in the form of imparting knowledge, training and process skills in order to upgrade their capacity and capabilities to maintain the quality. We have established specifications for required goods and services and communicated to vendors through Purchase orders, and established controls on them to check and delivered desire output.		
	(c)	What percentage of total procurement (by value) does it constitute? Less than 1%		
4	Details of the benefits derived and shared from the intellectual properties owned or acquired by your entity (in the current financial year), based on traditional knowledge:			
	<b>Sr. No.</b>	<b>Intellectual Property based on traditional knowledge</b>	<b>Owned/ Acquired (Yes/No)</b>	<b>Benefit shared (Yes / No)</b>
None				
5	Details of corrective actions taken or underway, based on any adverse order in intellectual property related disputes wherein usage of traditional knowledge is involved			
	<b>Name of authority</b>	<b>Brief of the Case</b>	<b>Corrective action taken</b>	
None				
6	Details of beneficiaries of CSR Projects:			
	<b>Sr. No.</b>	<b>CSR Project</b>	<b>No. of persons benefitted from CSR Projects</b>	<b>% of beneficiaries from vulnerable and marginalized groups</b>
	1	Education and E-learning	48,291	40%
	2	Rural Development	21,068	40%
	3	Environment Sustainability	1,600	30%
	4	Health Care	13,341	40%
	5	Woman Empowerment	1,716	100%
6	Encouraging Sports	1,501	30%	

**PRINCIPLE 9 - Businesses should engage with and provide value to their consumers in a responsible manner**

Essential Indicators							
1	Describe the mechanisms in place to receive and respond to consumer complaints and feedback		We have a well-defined procedure for redressal of customer complaints. Any complaint from the customer is registered in the ERP system within 48 hours of the receipt of the complaint. A due correction process follows with a proper Root Cause Analysis by Quality control / Quality analysis department. Corrective and preventive actions (CAPA) are suggested and implemented for closure of the complaint.				
2	Turnover of products and/ services as a percentage of turnover from all products/service that carry information about:					As a percentage to total turnover	
	Environmental and social parameters relevant to the product					100 %. Covered in Material Safety Data Sheet (MSDS)	
	Safe and responsible usage						
	Recycling and/or safe disposal						
3	Number of consumer complaints in respect of the following:						
		FY 2025-26 (Current FY)		Remarks	FY 2024-25 (Previous FY)		Remarks
		Received during the year	Pending resolution at end of year		Received during the year	Pending resolution at end of year	
	Data privacy	NIL	NIL	-	NIL	NIL	-
	Advertising						
	Cyber-security						
	Delivery of essential services						
	Restrictive Trade Practices						
Unfair Trade Practices							
Other	17	-	-	37	4	-	
4	Details of instances of product recalls on account of safety issues:						
		Number		Reasons for recall			
	Voluntary recalls	NIL		NA			
Forced recalls							
5	Does the entity have a framework/ policy on cyber security and risks related to data privacy? (Yes/No) If available, provide a web-link of the policy.		Yes, the Company has detailed framework on cyber security and risk related to data privacy. Vulnerability Assessment and Penetration Testing (VAPT) audit has been conducted by external agency. We have taken Cyber Crime & fraud policy to cover losses against Cyber frauds.				
6	Provide details of any corrective actions taken or underway on issues relating to advertising, and delivery of essential services; cyber security and data privacy of customers; re-occurrence of instances of product recalls; penalty / action taken by regulatory authorities on safety of products / services.		Not applicable. Please refer question no.4 and 5.				
7	Provide the following information relating to data breaches:						
	a	Number of instances of data breaches			NIL		
	b	Percentage of data breaches involving personally identifiable information of customers			-		
c	Impact, if any, of the data breaches			No			
Leadership Indicators							
1	Channels / platforms where information on products and services of the entity can be accessed (provide web link, if available).		The information on products and services of the entity can be accessed at <a href="https://alkylamines.com/products/">https://alkylamines.com/products/</a>				

2	Steps taken to inform and educate consumers about safe and responsible usage of products and/or services	Each consignment of our products is accompanied by MSDS which enables our customers about handling and disposal of products. The Company adheres to all the applicable statutory laws regarding product labeling and displays relevant information on product label. Periodic training is given to the customers and users on safe handling, storage and usage of the products.
3	Mechanisms in place to inform consumers of any risk of disruption/discontinuation of essential services.	The Company informs through emails, phone calls and agreement about force majeure and delay in supply
4	Does the entity display product information on the product over and above what is mandated as per local laws? (Yes/No/Not Applicable) If yes, provide details in brief. Did your entity carry out any survey with regard to consumer satisfaction relating to the major products / services of the entity, significant locations of operation of the entity or the entity as a whole? (Yes/No)	Yes. The Company adheres to all the applicable statutory laws regarding product labeling and displays relevant information on product label. Customer Satisfaction Surveys are conducted for feedback and for betterment of the products and improving delivery mechanism. We take care of changing / additional requirements of customers from their feedback and align them appropriately by continual improvements.

## INDEPENDENT AUDITOR'S REPORT

### TO THE MEMBERS OF ALKYL AMINES CHEMICALS LIMITED

#### Report on the audit of Financial Statements

#### Opinion

We have audited the accompanying Financial Statements of **Alkyl Amines Chemicals Limited** ("the Company"), which comprise the Balance Sheet as at March 31, 2026, the Statement of Profit and Loss (including Other Comprehensive Income), Statement of Cash Flows and the Statement of Changes in Equity for the year then ended, and material accounting policies and other explanatory information (hereinafter referred to as "the Financial Statements").

In our opinion and to the best of our information and according to the explanations given to us, the aforesaid Financial Statements give the information required by the Companies Act, 2013 ("the Act"), in the manner so required and give a true and fair view, in conformity with the Indian Accounting Standards prescribed under section 133 of the Act, read with the Companies (Indian Accounting Standards) Rules, 2015, as amended ("Ind AS"), and other accounting principles generally accepted in India, of the state of affairs of the Company as at March 31, 2026, the profit and total comprehensive income, its cash flows and changes in equity for the year ended on that date.

#### Basis for Opinion

We conducted our audit of the Financial Statements in accordance with the Standards on Auditing (SAs) specified under section 143(10) of the Act. Our responsibilities under those SAs are further described in the Auditor's Responsibilities for the Audit of the Financial Statements section of our report. We are independent of the Company in accordance with the Code of Ethics issued by the Institute of Chartered Accountants of India (ICAI), together with the independence requirements that are relevant to our audit of the Financial Statements under the provisions of the Act and the Rules made thereunder, and we have fulfilled our other ethical responsibilities in accordance with these requirements and the ICAI's Code of Ethics. We believe that the audit evidence we have obtained is sufficient and appropriate to provide a basis for our audit opinion on the Financial Statements.

#### Key Audit Matters

Key audit matters are those matters that, in our professional judgment, were of most significance in our audit of the Financial Statements of the current period. These matters were addressed in the context of our audit of the Financial Statements as a whole, and in forming our opinion thereon, and we do not provide a separate opinion on these matters. We have determined the matters described below to be the key audit matters to be communicated in our report.

Sr. No.	Key Audit Matter	Auditor Response
1	<b>Litigations – Contingencies</b>	<b>Audit Procedures</b>
	<p>The Company has litigations in respect of certain direct and indirect tax and other litigations. In this regard, the Company has recognised provisions and has disclosed contingent liabilities (to the extent not provided for) as at March 31, 2026.</p> <p>Significant management judgment is required to assess these matters and to determine the probability of material outflow of economic resources and whether a provision should be recognised, or a disclosure should be made. Where considered relevant, management judgement is also supported with legal advice in these cases.</p> <p>We focused on this area as the ultimate outcome of these matters are uncertain and the positions taken by the management are based on the application of judgement, related expert advice, including those relating to interpretation of laws and regulations.</p> <p>Refer Note 2(i)(d) and 36a to the Financial Statements.</p>	<p>Our audit procedures involved the following:</p> <ul style="list-style-type: none"> <li>• testing the effectiveness of controls around the recording and re-assessment of contingent liabilities;</li> <li>• discussing with management the status and recent developments of these matters, including their views on the likely outcome of each litigation and claim;</li> <li>• performing our assessment of the underlying calculations supporting the provisions or other disclosures made in the Financial Statements;</li> <li>• evaluating the management's assessment of these matters and monitoring changes in the disputes with reference to subsequent orders passed, in order to establish the appropriateness of the provisions / disclosures;</li> <li>• obtaining information from the Company's legal and tax consultants to confirm the facts and circumstances and assessment of the likely outcome;</li> <li>• evaluating management's assessment of the matters that are not disclosed, as the probability of material outflow is considered to be remote by the management; and</li> <li>• assessing the adequacy of the Company's disclosures.</li> </ul>

Sr. No.	Key Audit Matter	Auditor Response
2	<b>Provision for Expected Credit Losses (ECL) on trade receivables</b>	<b>Audit Procedures</b>
	<p>The Company determines the provision for credit losses based on the Company's historical observed default rates, which are negligible over the years. The Company considered current and anticipated future economic conditions relating to industries the Company deals with, to calibrate the provision matrix to adjust the historical credit loss experience with forward-looking information.</p> <p>While determining expected credit loss, the Company has also considered credit reports and other related credit information of its customers to estimate the probability of default in future.</p> <p>We focused on this area as the Company has exercised significant judgment in determining the ECL and accordingly has not provided for any such allowance for credit losses on trade receivables as at the balance sheet date.</p> <p>Refer to Note 2(ii)(f) to the Financial Statements.</p>	<p>Our audit procedures involved the following:</p> <ul style="list-style-type: none"> <li>• testing the effectiveness of controls over the development of the methodology for the provision for expected credit losses;</li> <li>• discussing with management about their consideration of the current and estimated future economic conditions;</li> <li>• evaluating the completeness and accuracy of information used in the estimation of probability of default by the customers;</li> <li>• performing our assessment of the past experience supporting the non-provisioning or other disclosures made in the Financial Statements;</li> <li>• verifying subsequent collection from the customers after the balance sheet date, with respect to the outstanding trade receivables, in order to establish the appropriateness for not making the provisions; and</li> <li>• assessing the adequacy of the Company's disclosures.</li> </ul>
3	<b>Revenue Recognition</b>	<b>Audit Procedures</b>
	<p>Revenue from the sale of goods (hereinafter referred to as "Revenue") is recognized when the Company performs its obligation to its customers and the amount of revenue can be measured reliably and recovery of the consideration is probable.</p> <p>The timing of such recognition is when the control over goods is transferred to the customers, which is mainly upon dispatch / delivery. The timing of revenue recognition is relevant to the reported performance of the Company.</p> <p>The management considers revenue as a key measure for evaluation of performance. There is a risk of revenue being recorded before the control over goods is transferred.</p> <p>Refer Note 1(d)(i) and note 28b to the Financial Statements.</p>	<p>Our audit approach was a combination of tests of internal controls and substantive procedures including:</p> <ul style="list-style-type: none"> <li>• assessing the appropriateness of Company's revenue recognition in line with Ind AS 115 - Revenue from Contracts with Customers.</li> <li>• evaluating the design &amp; implementation of Company's controls in respect of revenue recognition.</li> <li>• testing the effectiveness of such controls over revenue cut off at the year end.</li> <li>• testing the supporting documentation for sales transactions recorded during the period closer to the year-end and subsequent to the year-end, including examination of credit notes issued after the year end to determine whether revenue was recognised in the correct period.</li> </ul>

### Information Other than the Financial Statements and Auditor's Report

The Company's Board of Directors is responsible for the preparation of the Other Information. The Other Information comprises the information included in the Report on Corporate Governance, Shareholder Information and Management Discussion and Analysis, Board's Report including Annexures to Board's Report, Business Responsibility Report, Corporate Governance and Shareholder's Information, but does not include the Financial Statements, and our auditor's report thereon.

Our opinion on the Financial Statements does not cover the Other Information and we do not express any form of assurance conclusion thereon.

In connection with our audit of the Financial Statements, our responsibility is to read the Other Information and, in doing so, consider whether the Other Information is materially inconsistent with the Financial Statements or our knowledge obtained during the course of our audit, or otherwise, appears to be materially misstated. If, based on the work we have performed, we conclude that there is a material misstatement of this Other Information, we are required to report that fact.

The Other Information has not been provided to us at the date of this report. When it is subsequently provided and if we conclude that there is material misstatement therein, we shall communicate the matter to those charged with governance.

### **Responsibilities of Management and the Board of Directors for the Financial Statements**

The Company's Management and Board of Directors are responsible for the matters stated in section 134(5) of the Act, with respect to the preparation of these Financial Statements that give a true and fair view of the financial position, financial performance, total comprehensive income, changes in equity and cash flows of the Company, in accordance with the Ind AS and other accounting principles generally accepted in India. This responsibility also includes maintenance of adequate accounting records in accordance with the provisions of the Act for safeguarding the assets of the Company and for preventing and detecting frauds and other irregularities; selection and application of appropriate accounting policies; making judgments and estimates that are reasonable and prudent; and design, implementation and maintenance of adequate internal financial controls, that were operating effectively for ensuring the accuracy and completeness of the accounting records, relevant to the preparation and presentation of the Financial Statements that give a true and fair view and are free from material misstatement, whether due to fraud or error.

In preparing the Financial Statements, the Management and the Board of Directors are responsible for assessing the Company's ability to continue as a going concern, disclosing, as applicable, matters relating to going concern and using the going concern basis of accounting, unless the Board of Directors either intends to liquidate the Company or cease operations, or has no realistic alternative but to do so.

The Board of Directors are also responsible for overseeing the Company's financial reporting process.

### **Auditor's Responsibilities for the Audit of Financial Statements**

Our objectives are to obtain reasonable assurance about whether the Financial Statements, as a whole, are free from material misstatement, whether due to fraud or error, and to issue an auditor's report that includes our opinion. Reasonable assurance is a high level of assurance, but is not a guarantee that an audit conducted in accordance with SAs will always detect a material misstatement when it exists. Misstatements can arise from fraud or error and are considered material if, individually or in the aggregate, they could reasonably be expected to influence the economic decisions of users taken on the basis of these Financial Statements.

As part of an audit in accordance with SAs, we exercise professional judgement and maintain professional skepticism throughout the audit. We also:

- Identify and assess the risks of material misstatement of the Financial Statements, whether due to fraud or error, design and perform audit procedures responsive to those risks, and obtain audit evidence that is sufficient and appropriate to provide a basis for our opinion. The risk of not detecting a material misstatement resulting from fraud is higher than for one resulting from error, as fraud may involve collusion, forgery, intentional omissions, misrepresentations, or the override of internal control.
- Obtain an understanding of internal financial controls relevant to the audit in order to design audit procedures that are appropriate in the circumstances. Under section 143(3)(i) of the Act, we are also responsible for expressing our opinion on whether the Company has an adequate internal financial controls system in place and the operating effectiveness of such controls.
- Evaluate the appropriateness of accounting policies used and the reasonableness of accounting estimates and related disclosures made by Management.
- Conclude on the appropriateness of Management's use of the going concern basis of accounting and, based on the audit evidence obtained, whether a material uncertainty exists related to events or conditions that may cast significant doubt on the Company's ability to continue as a going concern. If we conclude that a material uncertainty exists, we are required to draw attention in our auditor's report to the related disclosures in the Financial Statements or, if such disclosures are inadequate, to modify our opinion. Our conclusions are based on the audit evidence obtained up to the date of our auditor's report. However, future events or conditions may cause the Company to cease to continue as a going concern.
- Evaluate the overall presentation, structure and content of the Financial Statements, including the disclosures, and whether the Financial Statements represent the underlying transactions and events in a manner that achieves fair presentation.

We communicate with those charged with governance regarding, among other matters, the planned scope and timing of the audit and significant audit findings, including any significant deficiencies in internal control that we identify during our audit.

We also provide those charged with governance with a statement that we have complied with relevant ethical requirements regarding independence, and to communicate with them all relationships and other matters that may reasonably be thought to bear on our independence, and where applicable, related safeguards.

From the matters communicated with those charged with governance, we determine those matters that were of most significance in the audit of the Financial Statements of the current period and are therefore the key audit matters. We describe these matters in our auditor's report unless law or regulation precludes public disclosure about the matter or when, in extremely rare circumstances, we determine that a matter should not be communicated in our report because the adverse consequences of doing so would reasonably be expected to outweigh the public interest benefits of such communication.

**Report on Other Legal and Regulatory Requirements**

1. As required by Section 143(3) of the Act, we report that:

- (a) We have sought and obtained all the information and explanations which, to the best of our knowledge and belief, were necessary for the purposes of our audit.
- (b) In our opinion, proper books of account, as required by law, have been kept by the Company, so far as it appears from our examination of those books.
- (c) The Balance Sheet, the Statement of Profit and Loss, including Other Comprehensive Income, Statement of Cash Flows and Statement of Changes in Equity, dealt with by this Report, are in agreement with the books of account.
- (d) In our opinion, the aforesaid Financial Statements comply with the Indian Accounting Standards specified under Section 133 of the Act, as applicable.
- (e) On the basis of the written representations received from the directors as on March 31, 2026, and taken on record by the Board of Directors, none of the directors is disqualified as on March 31, 2026, from being appointed as a director in terms of Section 164(2) of the Act.
- (f) With respect to the adequacy of the internal financial controls over financial reporting of the Company and the operating effectiveness of such controls, refer to our separate Report in "Annexure A". Our report expresses an unmodified opinion on adequacy and operating effectiveness of the Company's internal financial controls over financial reporting.
- (g) With respect to the matter to be included in the Auditor's Report under section 197(16):

In our opinion and according to the information and explanations given to us, the remuneration paid by the Company to its directors during the current year is in accordance with the provisions of section 197, read with Schedule V of the Act.

- (h) With respect to the other matters to be included in the Auditor's Report in accordance with Rule 11 of the Companies (Audit and Auditors) Rules, 2014, as amended, in our opinion and to the best of our information and according to the explanations given to us:
  - i. The Company has disclosed the impact of pending litigations on its financial position in its Financial Statements – Refer Note 36a to the Financial Statements;
  - ii. The Company did not have any material foreseeable losses on long-term contracts including derivative contracts.
  - iii. There has been no delay in transferring amounts, required to be transferred, to the Investor Education and Protection Fund by the Company.
  - iv.
    - (a) The Management has represented that, to the best of its knowledge and belief, no funds (which are material either individually or in the aggregate) have been advanced or loaned or invested (either from borrowed funds or share premium or any other sources or kind of funds) by the Company to or in any other person or entity, including foreign entity ("Intermediaries"), with the understanding, whether recorded in writing or otherwise, that the Intermediary shall, whether, directly or indirectly lend or invest in other persons or entities identified in any manner whatsoever by or on behalf of the Company ("Ultimate Beneficiaries") or provide any guarantee, security or the like, on behalf of the Ultimate Beneficiaries;
    - (b) The Management has represented, that, to the best of its knowledge and belief, no funds (which are material either individually or in the aggregate) have been received by the Company from any person or entity, including foreign entity ("Funding Parties"), with the understanding, whether recorded in writing or otherwise, that the Company shall, whether, directly or indirectly, lend or invest in other persons or entities identified in any manner whatsoever by or on behalf of the Funding Party ("Ultimate Beneficiaries") or provide any guarantee, security or the like on behalf of the Ultimate Beneficiaries; or provide any guarantee, security or the like on behalf of the Ultimate Beneficiaries;
    - (c) Based on the audit procedures that have been considered reasonable and appropriate in the circumstances, nothing has come to our notice that has caused us to believe that the representations under sub-clause (i) and (ii) of Rule 11(e), as provided under (a) and (b) above, contain any material misstatement.
  - v. As stated in Note 16.2 to the Financial Statements –
    - (a) The final dividend proposed in the previous year, declared and paid by the Company during the current year is in accordance with Section 123 of the Act, as applicable.
    - (b) The Board of Directors of the Company has proposed final dividend for the current year, which is subject to the approval of the members at the ensuing Annual General Meeting. The amount of dividend proposed is in accordance with section 123 of the Act, as applicable.

- vi. Based on our examination which included test checks, and based on information and explanation provided by the Company, the Company has used accounting software for maintaining its books of account, which have a feature of recording audit trail (edit log), and the same has operated properly throughout the year for all relevant transactions recorded in the software. In the course of our audit, we have not come across any instances of audit trail feature being tampered with. Additionally, where the audit trail facility was enabled and operated in the previous years, the audit trail has been preserved by the Company as per statutory requirements for record retention.
2. As required by the Companies (Auditor's Report) Order, 2020 ("the Order"), issued by the Central Government of India, in terms of sub section (11) of section 143 of the Companies Act, 2013, we give in the "Annexure B" a statement on the matters specified in paragraph 3 and 4 of the Order.

**FOR N. M. RAIJI & CO.**

Chartered Accountants

Firm Registration Number: 108296W

**Vinay D. Balse**

Partner

Membership Number: 039434

UDIN: 26039434TUFSSIS2620

**Place:** Mumbai

**Date:** May 5, 2026

**ANNEXURE "A"**  
**TO THE INDEPENDENT AUDITORS' REPORT OF EVEN DATE ON**  
**THE FINANCIAL STATEMENTS OF ALKYL AMINES CHEMICALS LIMITED**

(Referred to in Paragraph 1 point (f) under the heading of "Report on Other Legal and Regulatory Requirements" of our report of even date)

**Report on the Internal Financial Controls Over Financial Reporting under Clause (i) of Sub-section 3 of Section 143 of the Companies Act, 2013 ("the Act")**

We have audited the internal financial controls over financial reporting of Alkyl Amines Chemicals Limited ("the Company") as at March 31, 2026, in conjunction with our audit of the Financial Statements of the Company for the year ended on that date.

**Management's Responsibility for Internal Financial Controls**

The Company's management is responsible for establishing and maintaining internal financial controls, based on the internal control over financial reporting criteria established by the Company, considering the essential components of internal control stated in the Guidance Note on Audit of Internal Financial Controls over Financial Reporting (the "Guidance Note"), issued by the ICAI. These responsibilities include the design, implementation and maintenance of adequate internal financial controls that were operating effectively, for ensuring the orderly and efficient conduct of its business, including adherence to company's policies, the safeguarding of its assets, the prevention and detection of frauds and errors, the accuracy and completeness of the accounting records, and the timely preparation of reliable financial information, as required under the Act.

**Auditors' Responsibility**

Our responsibility is to express an opinion on the Company's internal financial controls over financial reporting based on our audit. We conducted our audit in accordance with the Guidance Note issued by the ICAI and the SAs prescribed under section 143(10) of the Act, to the extent applicable to an audit of internal financial controls. Those Standards and the Guidance Note require that we comply with ethical requirements and plan and perform the audit to obtain reasonable assurance about whether adequate internal financial controls over financial reporting was established and maintained and if such controls operated effectively in all material respects.

Our audit involves performing procedures to obtain audit evidence about the adequacy of the internal financial controls system over financial reporting and their operating effectiveness. Our audit of internal financial controls over financial reporting included obtaining an understanding of internal financial controls over financial reporting, assessing the risk that a material weakness exists, and testing and evaluating the design and operating effectiveness of internal control based on the assessed risk. The procedures selected depend on the auditor's judgement, including the assessment of the risks of material misstatement of the Financial Statements, whether due to fraud or error.

We believe that the audit evidence we have obtained is sufficient and appropriate to provide a basis for our audit opinion on the Company's internal financial controls system over financial reporting.

**Meaning of Internal Financial Controls over Financial Reporting**

A Company's internal financial control over financial reporting is a process designed to provide reasonable assurance regarding the reliability of financial reporting and the preparation of financial statements for external purposes, in accordance with generally accepted accounting principles. A Company's internal financial control over financial reporting includes those policies and procedures that (1) pertain to the maintenance of records that, in reasonable detail, accurately and fairly reflect the transactions and dispositions of the assets of the Company; (2) provide reasonable assurance that transactions are recorded as necessary to permit preparation of Financial Statements in accordance with generally accepted accounting principles, and that receipts and expenditures of the Company are being made only in accordance with authorisations of management and directors of the Company; and (3) provide reasonable assurance regarding prevention or timely detection of unauthorized acquisition, use, or disposition of the Company's assets that could have a material effect on the Financial Statements.

**Inherent Limitations of Internal Financial Controls over Financial Reporting**

Because of the inherent limitations of internal financial controls over financial reporting, including the possibility of collusion or improper management override of controls, material misstatements, due to error or fraud may occur and not be detected. Also, projections of any evaluation of the internal financial controls over financial reporting to future periods are subject to the risk that the internal financial control over financial reporting may become inadequate because of changes in conditions, or that the degree of compliance with the policies or procedures may deteriorate.

**Opinion**

In our opinion, to the best of our information and according to the explanation given to us, the Company has, in all material respects, an adequate internal financial controls system over financial reporting and such internal financial controls over financial reporting were operating effectively as at March 31, 2026, based on the internal control over financial reporting criteria established by the Company, considering the essential components of internal control stated in the Guidance Note, issued by the ICAI.

**FOR N. M. RAIJI & CO.**

Chartered Accountants

Firm Registration Number: 108296W

**Vinay D. Balse**

Partner

Membership Number: 039434

UDIN: 26039434TUFSIS2620

**Place:** Mumbai

**Date:** May 5, 2026

**ANNEXURE - B****TO THE INDEPENDENT AUDITORS' REPORT OF EVEN DATE ON  
THE FINANCIAL STATEMENTS of ALKYL AMINES CHEMICALS LIMITED**

(Referred to in Paragraph 2 under the heading of "Report on Other Legal and Regulatory Requirements" of our report of even date)

- i. (a) (A) The Company has maintained proper records showing full particulars, including quantitative details and situation of Property, Plant & Equipment (PPE), Capital Work-in-Progress and relevant details of Right-of-Use Assets.
- (B) The Company has maintained proper records showing full particulars of Intangible Assets.
- (b) The Company has a program of verification to cover all the items of Property, Plant & Equipment and Right-of-Use Assets, in a phased manner which, in our opinion, is reasonable having regard to the size of the Company and the nature of its assets. Pursuant to the program, certain PPE were physically verified by the management during the year. According to the information and explanations given to us, discrepancies noticed on physical verification of assets were not material and the same have been properly dealt with in the books of account.
- (c) According to the information and explanations given to us, the records examined by us and based on the examination of the records such as property tax receipts, registered sale deed/ transfer deed/ conveyance deed etc. provided to us, we report that, the title deeds, comprising all the immovable properties of Land and Buildings which are Freehold, including the Property, Plant & Equipment (other than properties where the Company is the lessee), are held in the name of the Company as at the balance sheet date. In respect of immovable properties of land that have been taken on lease and disclosed under Right to Use of Asset in the Financial Statements, the lease agreements are in the name of the Company.
- (d) The Company has not revalued its Property, Plant and Equipment (including Right of Use Assets) or Intangible Assets during the year and hence reporting under clause (i) (d) of paragraph 3 of the Order is not applicable.
- (e) Based on the examination of the Financial Statements and explanations received from the Company, no proceedings have been initiated or are pending against the Company for holding any benami property under the Benami Transactions (Prohibition) Act, 1988 (45 of 1988) and rules made thereunder.
- ii. (a) Inventories other than inventories lying with third parties, stocks in transit and other project inventories, have been physically verified during the year by the management. In respect of Company's inventories with third parties, confirmations have been obtained from them. In respect of stock in transit and project inventories at the year end, the necessary documentary evidence has been obtained. In our opinion, the frequency of verification is reasonable. Discrepancies noticed on physical verification of stocks were not exceeding 10% in the aggregate for each class of inventory, and the same have been properly dealt with in the books of account.
- (b) According to the information and explanations given to us and based on the examination of the books and documents made available, the Company has been sanctioned working capital limits in excess of five crore rupees, in aggregate, from banks, on the basis of security of current assets, where all the quarterly statements filed by the Company with such banks are in agreement with the books of account of the Company.
- iii. According to the information and explanations given to us, the Company has not made investments in, provided any guarantee or security or granted any loans or advances in the nature of loans, secured or unsecured, to companies, firms, limited liability partnerships, or any other parties during the year. Consequently, sub-clauses (a),(b),(c),(d),(e) and (f) of clause (iii) of paragraph 3 of the Order are not applicable.
- iv. In our opinion and according to the information and explanations given to us, the Company has not granted any loans or made any investments, or provided guarantees and securities to parties covered under section 185 and 186. Consequently, clause (iv) of paragraph 3 of the Order is not applicable.
- v. According to the information and explanations given to us, the Company has not accepted any deposits during the year. Consequently, clause (v) of paragraph 3 of the Order is not applicable.
- vi. We have broadly reviewed the cost records maintained by the Company, pursuant to the Companies (Cost Records and Audit) Rules, 2014, as specified by the Central Government under sub-section (1) of Section 148 of the Companies Act, 2013, and are of the opinion that, prima facie, the prescribed cost records have been made and maintained. We have, however, not made a detailed examination of the cost records with a view to determine whether they are accurate or complete.
- vii. According to the information and explanations given to us and on the basis of our examination of the books of account, in respect of statutory dues:
- (a) The Company has been generally regular in depositing with the appropriate authorities undisputed statutory dues, including provident fund, employees' state insurance, income tax, customs duty, goods and service tax, cess and other statutory dues, applicable to it, with the appropriate authorities.

There were no undisputed amounts payable in respect of the above statutory dues in arrears, as at March 31, 2026, for a period of more than six months from the date they became payable.

- (b) The following dues have not been paid on account of disputes with the respective authorities:

Nature of Statute	Nature of Dues	Amount (₹ In lakhs)	Period	Forum where dispute is pending	Remarks
Income Tax Act, 1961	Disallowance of Expenditure/ Deductions	74.27	AY 2010-2011 AY 2011-2012 AY 2015-2016 AY 2018-2019	The Assessing Officer	Amount of Deposit - ₹ 8.94 lakhs.
Income Tax Act, 1961	Income Tax & Interest	960.30	AY 2016-2017 AY 2021-2022	CIT (Appeals)	Amount of Deposit - ₹ 57.65 lakhs.
Central Excise Act, 1944	Dispute relating to Cenvat Credit (Interest and Penalty)	1216.03	FY 2002-2003 to 2010-2011	Customs, Excise and Service Tax Appellate Tribunal	Amount of Deposit ₹ 21.07 lakhs
Customs Act, 1962	Dispute relating to Custom Duty	1405.22	FY 2017-2018 FY 2018-2019 FY 2019-2020 FY 2020-2022	Hon'ble Bombay High Court	Amount of Deposit ₹ 250 lakhs.
Maharashtra Electricity Duty Act, 2016	DG Duty	599.84	FY 2015-2016 FY 2016-2017 FY 2017-2018 FY 2018-2019 FY 2019-2020 FY 2020-2021 FY 2021-2022 FY 2022-2023 FY 2023-2024 FY 2024-2025 FY 2025-2026	High Court	Dispute on account of change in rate per unit by government from 0.30 to 1.20 per unit. The Company has provided differential amount at 0.90 per unit in the books.

Except for the above, there are no dues in respect of income tax, customs duty, goods and service tax and cess, which have not been deposited with the appropriate authorities on account of any dispute.

- viii. Based on an examination of intimations received from the authorities and information provided to us, there were no transactions relating to previously unrecorded income that have been surrendered or disclosed as income during the year in the tax assessments under the Income Tax Act, 1961 (43 of 1961).
- ix. (a) In our opinion and according to the information and explanations given to us, the Company has not defaulted in the repayment of dues towards loans and borrowings, to any lender. The Company has not raised any monies from government or financial institutions and does not have any outstanding debentures.
- (b) According to the information and explanations given to us, the Company has not been declared a willful defaulter by any bank or financial institution or government or any government authority.
- (c) To the best of our knowledge and according to the information and explanations given to us, the Company has not taken any term loans during the year and there are no outstanding term loans at the beginning of the year and hence, reporting under clause (ix)(c) of paragraph 3 of the Order is not applicable.
- (d) To the best of our knowledge and according to the information and explanations given to us and based on the overall examination of the Financial Statements of the Company, funds raised on short term basis have, prima facie, not been utilised for long term purposes by the Company.
- (e) The Company does not have any subsidiaries, associates or joint ventures. Hence reporting under clause (ix)(e) of paragraph 3 of the Order is not applicable.
- (f) The Company does not have any subsidiaries, associates or joint ventures. Hence reporting under clause (ix)(f) of paragraph 3 of the Order is not applicable.

- x. (a) The Company has not raised moneys by way of initial public offer or further public offer (including debt instruments). Consequently, reporting under clause (x)(a) of paragraph 3 of the Order is not applicable.
- (b) During the year the Company has not made any preferential allotment or private placement of shares or fully or partly convertible debentures. Consequently, reporting under clause (x)(b) of paragraph 3 of the Order is not applicable.
- xi. (a) To the best of our knowledge and according to the information and explanations given to us, no material fraud by the Company or on the Company has been noticed or reported during the year.
- (b) No report under sub-Section (12) of Section 143 of the Companies Act, 2013, has been filed in Form ADT-4 as prescribed under Rule 13 of Companies (Audit and Auditors) Rules 2014 with the Central Government, during the year and upto the date of this report.
- (c) To the best of our knowledge and according to the information and explanations given to us, no whistle-blower complaints have been received during the year by the Company.
- xii. In our opinion and according to the information and explanations given to us, the Company is not a Nidhi Company. Consequently, clause (xii) of paragraph 3 of the Order is not applicable to the Company.
- xiii. In our opinion and according to the information and explanations given to us, all transactions with related parties are in compliance with section 177 and 188 of Companies Act, 2013, where applicable, and corresponding details have been disclosed in the Financial Statements, as required by the applicable Indian accounting standards.
- xiv. (a) In our opinion and according to the information and explanations given to us, the Company has an internal audit system commensurate with the size and nature of its business;
- (b) We have considered the reports of the Internal Auditors for the year under audit, issued to the Company during the year and till date, in determining the nature, timing and extent of our audit procedures.
- xv. In our opinion and according to the information and explanations given to us, the Company has not entered into non-cash transactions with its directors or persons connected with its directors and hence provisions of section 192 of the Act are not applicable. Consequently, requirement under clause (xv) of paragraph 3 of the Order is not applicable.
- xvi. To the best of our knowledge and belief, the Company is not required to be registered under section 45-IA of the Reserve Bank of India Act, 1934. Consequently, requirement under clause (xvi) (a), (b), (c) and (d) of paragraph 3 of the Order is not applicable to the Company.
- xvii. The Company has not incurred cash losses in the financial year and in the immediately preceding financial year.
- xviii. There has been no resignation of the statutory auditors during the year.
- xix. In our opinion and according to the information and explanations given to us, on the basis of the financial ratios, ageing and expected dates of realisation of financial assets and payment of financial liabilities, other information accompanying the Financial Statements, our knowledge of the plans of the Board of Directors and management and based on our examination of evidence and supporting the assumptions, nothing has come to our attention, which causes us to believe that material uncertainty exists as on the date of the audit report that the Company is not capable of meeting its liabilities existing at the date of balance sheet, as and when they fall due, within a period of one year from the balance sheet date. We further state that our reporting is based on the facts up to the date of the audit report and we neither give any guarantee nor any assurance that all liabilities falling due within a period of one year from the balance sheet date, will get discharged by the Company as and when they fall due.
- xx. (a) There are no unspent amounts towards Corporate Social Responsibility (CSR) on other than ongoing projects requiring a transfer to the fund specified under Schedule VII to the Companies Act, 2013, in compliance with the second proviso to section 135(5) of the said Act. Accordingly, reporting under clause (xx)(a) of paragraph 3 of the Order is not applicable.
- (b) There is an amount of Rs. 32.34 lakhs remaining unspent, pursuant to the ongoing projects as at the end of the financial year, which has duly transferred to the special account within a period of 30 days from the end of the said financial year in compliance with the provision of sub section (6) of section 135 of the said Act.
- xxi. The Company does not have any subsidiaries, associates or joint ventures. Accordingly, reporting under clause (xxi) of paragraph 3 of the Order is not applicable.

**FOR N. M. RAIJI & CO.**

Chartered Accountants

Firm Registration Number: 108296W

**Vinay D. Balse**

Partner

Membership Number: 039434

UDIN: 26039434TUFSSIS2620

**Place:** Mumbai**Date:** May 5, 2026

## AUDITED BALANCE SHEET AS AT MARCH 31, 2026

₹ In Lakhs

Particulars	Note	As At March 31, 2026	As At March 31, 2025
<b>ASSETS</b>			
<b>Non-Current Assets</b>			
(a) Property, Plant and Equipment	3	98,430.77	1,01,249.75
(b) Right of Use Assets	4	2,790.91	2,888.06
(c) Capital Work-In-Progress	3	13,048.12	5,191.34
(d) Intangible Assets	3	290.66	312.49
(e) Financial Assets			
(i) Loans	5	5.64	11.48
(ii) Other Financial Assets	6	2,805.62	398.15
(f) Non-Current Tax Asset (Net)	7	210.12	735.36
(g) Other Non-Current Assets	8	4,684.42	5,087.52
		1,22,266.26	1,15,874.15
<b>Current Assets</b>			
(a) Inventories	9	12,213.07	16,478.08
(b) Financial Assets			
(i) Investments in Mutual Fund	10	5,058.96	-
(ii) Trade Receivables	11	23,049.50	23,064.82
(iii) Cash and Cash Equivalents	12	9,415.34	4,877.87
(iv) Other Bank Balances	12a	10,754.96	15,527.71
(v) Loans	13	4.55	8.37
(vi) Other Financial Assets	14	329.03	348.17
(c) Other Current Assets	15	6,449.15	2,706.61
		67,274.56	63,011.63
<b>TOTAL ASSETS</b>		<b>1,89,540.82</b>	<b>1,78,885.78</b>
<b>EQUITY AND LIABILITIES</b>			
<b>EQUITY</b>			
(a) Equity Share Capital	16	1,023.66	1,023.51
(b) Other Equity	17	1,52,313.18	1,39,224.93
		1,53,336.84	1,40,248.44
<b>LIABILITIES</b>			
<b>Non-Current Liabilities</b>			
(a) Financial Liabilities			
(i) Lease Liability	18	39.12	118.85
(b) Provisions	19	1,410.42	1,166.20
(c) Deferred Tax Liabilities (Net)	20	9,832.36	8,800.52
(d) Government Grant	21	3,240.34	3,954.94
(e) Liabilities for Tax (Net)	22	97.07	81.17
		14,619.31	14,121.68
<b>Current Liabilities</b>			
(a) Financial Liabilities			
(i) Short Term Borrowings	23	-	360.45
(ii) Lease Liability	18a	79.73	73.34
(iii) Trade Payables			
Total outstanding dues of Micro & Small Enterprises	24	1,550.29	1,426.79
Total outstanding dues of creditors other than Micro Enterprises and Small Enterprises		13,570.47	16,296.57
(iv) Other Financial Liabilities	25	4,446.56	4,465.05
(b) Provisions	26	227.67	361.57
(c) Government Grant	21a	522.12	482.36
(d) Other Current Liabilities	27	1,187.83	1,049.53
		21,584.67	24,515.66
<b>TOTAL EQUITY AND LIABILITIES</b>		<b>1,89,540.82</b>	<b>1,78,885.78</b>

Notes (Including Material Accounting Policies Information and Critical Judgements, Estimates and Assumptions) forming part of the Financial Statements 1-63

As per our Report of even date attached

For and on behalf of Board of Directors  
of **ALKYL AMINES CHEMICALS LIMITED**

For N. M. RAIJI & CO.  
Chartered Accountants  
Firm Registration No. 108296W

**YOGESH M. KOTHARI**  
Chairman and Managing Director  
DIN: 00010015

**VINAY D. BALSE**  
Partner  
Membership No. 039434

**KANCHAN A. SHINDE**  
Chief Financial Officer

**CHINTAMANI D. THATTE**  
General Manager (Legal)  
and Company Secretary

**KIRAT M. PATEL**  
Executive Director  
DIN: 00019239

Place : Mumbai  
Dated : May 5, 2026

Place : Mumbai  
Dated : May 5, 2026

## AUDITED STATEMENT OF PROFIT AND LOSS FOR THE YEAR ENDED MARCH 31, 2026

₹ In Lakhs

Particulars	Note	For the year ended March 31, 2026	For the year ended March 31, 2025
<b>I</b> Revenue from Operations	28	1,53,585.79	1,57,182.07
<b>II</b> Other Income	29	3,165.21	2,979.86
<b>III Total Income (I + II)</b>		<b>1,56,751.00</b>	<b>1,60,161.93</b>
<b>IV Expenses</b>			
(a) Cost of Materials Consumed	30	79,087.91	83,437.73
(b) Changes in Inventories of Finished Goods and Work-In-Progress	31	2,841.93	440.42
(c) Employee Benefits Expenses	32	11,015.96	10,355.21
(d) Finance Costs	33	116.90	100.88
(e) Depreciation and Amortisation Expenses	34	7,165.96	7,123.54
(f) Other Expenses	35	32,175.62	33,839.97
<b>Total Expenses (IV)</b>		<b>1,32,404.28</b>	<b>1,35,297.75</b>
<b>V Profit before Exceptional Items and Tax (III-IV)</b>		<b>24,346.72</b>	<b>24,864.18</b>
<b>VI Exceptional Items</b>		-	-
<b>VII Profit before tax (V+VI)</b>		<b>24,346.72</b>	<b>24,864.18</b>
<b>VIII Tax Expenses</b>			
(a) Current Tax		5,294.61	4,780.26
(b) Deferred Tax		1,035.94	1,476.98
(c) Tax adjustments of earlier years		16.26	(4.50)
<b>Total Tax Expenses (VIII)</b>		<b>6,346.81</b>	<b>6,252.74</b>
<b>IX Profit After Tax (VII-VIII)</b>		<b>17,999.91</b>	<b>18,611.44</b>
<b>X Other Comprehensive Income / (Expense)</b>			
(a) Items that will not be reclassified to statement of profit and loss			
(i) Remeasurement gain/ (losses) on defined benefit plans		(60.01)	(146.21)
(ii) Income tax relating to above items		15.10	36.80
(b) Items that may be reclassified to statement of profit and loss			
(i) Deferred gains/ (losses) on cash flow hedge		43.71	(36.94)
(ii) Income tax relating to above items		(11.00)	9.30
<b>Other Comprehensive Income / (Expense) (net of tax)</b>		<b>(12.20)</b>	<b>(137.05)</b>
<b>XI Total Comprehensive Income (IX+X)</b>		<b>17,987.71</b>	<b>18,474.39</b>
<b>XII Earnings Per Equity Share (refer note 41)</b>			
Basic (₹)		35.20	36.40
Diluted (₹)		35.15	36.35

As per our Report of even date attached

 For and on behalf of Board of Directors  
of ALKYL AMINES CHEMICALS LIMITED

 For N. M. RAIJI & CO.  
Chartered Accountants  
Firm Registration No. 108296W

 VINAY D. BALSE  
Partner  
Membership No. 039434

 KANCHAN A. SHINDE  
Chief Financial Officer

 CHINTAMANI D. THATTE  
General Manager (Legal)  
and Company Secretary

 YOGESH M. KOTHARI  
Chairman and Managing Director  
DIN: 00010015

 KIRAT M. PATEL  
Executive Director  
DIN: 00019239

 Place : Mumbai  
Dated : May 5, 2026

 Place : Mumbai  
Dated : May 5, 2026

## AUDITED STATEMENT OF CASH FLOWS FOR THE YEAR ENDED MARCH 31, 2026

₹ In Lakhs

Particulars	For the year ended March 31, 2026	For the year ended March 31, 2025
<b>Cash Flows from Operating Activities</b>		
Profit before tax from continuing operations	24,346.72	24,864.18
<b>Adjustments for :</b>		
Depreciation and amortization	7,165.96	7,123.54
(Profit)/Loss on sale/discard of property, plant and equipment	13.62	(34.75)
Assets written off	-	61.90
Unrealized loss on foreign exchange	67.86	54.89
Finance Cost	116.90	100.88
Interest Income	(1,577.88)	(821.89)
Balances written off	47.60	4.02
Fair Value (Gain) on Investment	(58.96)	-
Amount written back	(165.48)	(56.43)
Government Grant Income	(148.63)	(576.30)
Expenses on employee stock options granted	158.02	65.15
	<b>29,965.73</b>	<b>30,785.19</b>
<b>Operating Profit before Working Capital Changes</b>		
<b>Adjustments for:</b>		
(Increase) / Decrease in Other Current & Non-Current Financial Assets	6.11	(5.04)
(Increase) in Other Current & Non-Current Assets	(3,418.41)	(358.96)
Decrease in Inventories	4,265.01	718.47
(Increase) in Trade Receivables	(32.03)	(943.96)
Increase / (Decrease) in Trade Payables	(2,568.02)	496.40
Increase in Other Current Financial Liabilities	52.26	626.46
Increase in Other Current Liabilities	303.78	76.54
Increase / (Decrease) in Provisions	50.31	(53.74)
	<b>28,624.74</b>	<b>31,341.36</b>
Income taxes paid	(4,769.73)	(5,030.77)
<b>Net Cash Flows from Operating Activities</b>	<b>23,855.01</b>	<b>26,310.59</b>
<b>Cash Flows from Investing Activities</b>		
Purchase of property, plant and equipment	(12,840.37)	(4,768.79)
Proceeds from sale/ disposal of property, plant and equipment	48.57	81.17
Interest Income Received	1,448.01	504.53
(Increase)/ Decrease in Margin Money & Fixed Deposits (having the original maturity of more than 3 months)	2389.64	(15370.63)
Receipt of Government Grant	244.63	-
Investment in Mutual Fund	(5,000.00)	-
<b>Net Cash Flow from Investing Activities</b>	<b>(13,709.52)</b>	<b>(19,553.72)</b>

## AUDITED STATEMENT OF CASH FLOWS FOR THE YEAR ENDED MARCH 31, 2026 (CONTD.)

₹ In Lakhs

Particulars	For the Year ended March 31, 2026	For the Year ended March 31, 2025
<b>Cash Flows from Financing Activities</b>		
Interest paid	(103.70)	(82.27)
Repayment of Borrowings	(360.45)	-
Proceeds from Borrowings	-	296.73
Issue of Equity Shares	0.15	0.30
Premium on issue of Equity Shares	56.56	61.74
Dividend Paid	(5,114.05)	(5,113.10)
Repayment of lease liability	(86.53)	(79.48)
<b>Net Cash Flows from Financing Activities</b>	<b>(5,608.02)</b>	<b>(4,916.08)</b>
<b>Net Increase / (Decrease) in Cash and Cash Equivalents</b>	<b>4,537.47</b>	<b>1,840.80</b>
Cash and Cash Equivalents at the beginning of the year	4,877.87	3,037.07
<b>Cash and Cash Equivalents at the end of the year</b>	<b>9,415.34</b>	<b>4,877.87</b>
<b>Components of Cash and Cash Equivalents :</b>		
Cash on Hand	1.24	0.75
Balances with Banks		
Current Accounts	1,077.22	272.71
EEFC Accounts	496.88	1,244.41
Fixed Deposit Accounts (with original maturity of less than 3 months)	7,840.00	3,360.00
	<b>9,415.34</b>	<b>4,877.87</b>

As per our Report of even date attached

 For and on behalf of Board of Directors  
of **ALKYL AMINES CHEMICALS LIMITED**

 For **N. M. RAIJI & CO.**  
Chartered Accountants  
Firm Registration No. 108296W

**VINAY D. BALSE**  
Partner  
Membership No. 039434

**KANCHAN A. SHINDE**  
Chief Financial Officer

**CHINTAMANI D. THATTE**  
General Manager (Legal)  
and Company Secretary

**YOGESH M. KOTHARI**  
Chairman and Managing Director  
DIN: 00010015

**KIRAT M. PATEL**  
Executive Director  
DIN: 00019239

**Place :** Mumbai  
**Dated :** May 5, 2026

**Place :** Mumbai  
**Dated :** May 5, 2026

## STATEMENT OF CHANGES IN EQUITY FOR THE YEAR ENDED MARCH 31, 2026

### a. Equity Share Capital ₹ In Lakhs

Particulars	Amount
As at March 31, 2024	1,023.21
Changes in equity share capital	0.30
<b>As at March 31, 2025</b>	<b>1,023.51</b>
Changes in equity share capital	0.15
<b>As at March 31, 2026</b>	<b>1,023.66</b>

### b. Other Equity ₹ In Lakhs

Particulars	Reserve and Surplus						Other Reserves	Total Other Equity
	Retained Earnings	Securities Premium	Employee Stock Option Outstanding	General Reserve	Capital Reserve	Capital Redemption Reserve	Effective portion of cash flow hedges	
<b>Opening Balance as at April 1, 2024 (A)</b>	<b>1,19,561.46</b>	<b>2,028.94</b>	<b>373.10</b>	<b>3,559.27</b>	<b>142.70</b>	<b>25.00</b>	<b>0.76</b>	<b>1,25,691.23</b>
Effect on account of Subsidy Income*	45.52	-	-	-	-	-	-	45.52
Profits for the year	18,611.44	-	-	-	-	-	-	18,611.44
Other Comprehensive Income (Net of tax)	(109.41)	-	-	-	-	-	(27.64)	(137.05)
<b>Total Comprehensive Income for the year (B)</b>	<b>18,502.03</b>	<b>-</b>	<b>-</b>	<b>-</b>	<b>-</b>	<b>-</b>	<b>(27.64)</b>	<b>18,474.39</b>
Appropriations								
Dividend paid	(5,113.10)	-	-	-	-	-	-	(5,113.10)
Employee Stock Options Expenses	-	-	65.15	-	-	-	-	65.15
Securities premium received - ESOP	-	61.77	-	-	-	-	-	61.77
Transfer from ESOP Outstanding reserve on account of exercise of the Options	-	43.90	(43.90)	-	-	-	-	-
Payment of Fractional shares (For ESOP)	-	-	(0.03)	-	-	-	-	(0.03)
<b>Total Appropriation (C)</b>	<b>(5,113.10)</b>	<b>105.67</b>	<b>21.22</b>	<b>-</b>	<b>-</b>	<b>-</b>	<b>-</b>	<b>(4,986.21)</b>
<b>As at March 31, 2025 (D)=(A)+(B)+(C)</b>	<b>1,32,995.91</b>	<b>2,134.61</b>	<b>394.32</b>	<b>3,559.27</b>	<b>142.70</b>	<b>25.00</b>	<b>(26.88)</b>	<b>1,39,224.93</b>

\* The Company received approval of grant from the Industries Commissionerate on April 7, 2025 for setting up of a new plant in Dahej, Gujarat. The period of the grant is with effect from October 30, 2021 and accordingly the impact of the grant pertaining to the previous years have been taken to retained earnings.

₹ In Lakhs

Particulars	Reserve and Surplus						Other Re-serves	Total Other Equity
	Retained Earnings	Securities Premium	Employee Stock Option Outstanding	General Reserve	Capital Reserve	Capital Redemption Reserve	Effective portion of cash flow hedges	
<b>Opening Balance as at April 1, 2025 (A)</b>	<b>1,32,995.91</b>	<b>2,134.61</b>	<b>394.32</b>	<b>3,559.27</b>	<b>142.70</b>	<b>25.00</b>	<b>(26.88)</b>	<b>1,39,224.93</b>
Profits for the year	17,999.91	-	-	-	-	-	-	17,999.91
Other Comprehensive Income (Net of tax)	(44.91)	-	-	-	-	-	32.71	(12.20)
<b>Total Comprehensive Income for the year (B)</b>	<b>17,955.00</b>	<b>-</b>	<b>-</b>	<b>-</b>	<b>-</b>	<b>-</b>	<b>32.71</b>	<b>17,987.71</b>
Appropriations								
Dividend paid	(5,114.04)	-	-	-	-	-	-	(5,114.04)
'Employee Stock Options Expenses	-	-	158.02	-	-	-	-	158.02
'Securities premium received - ESOP	-	56.56	-	-	-	-	-	56.56
Transfer from ESOP Outstanding reserve on account of exercise of the Options	-	33.34	(33.34)	-	-	-	-	-
<b>Total Appropriation (C)</b>	<b>(5,114.04)</b>	<b>89.90</b>	<b>124.68</b>	<b>-</b>	<b>-</b>	<b>-</b>	<b>-</b>	<b>(4,899.46)</b>
<b>As at March 31, 2026 (D)=(A)+(B)+(C)</b>	<b>1,45,836.87</b>	<b>2,224.51</b>	<b>519.00</b>	<b>3,559.27</b>	<b>142.70</b>	<b>25.00</b>	<b>5.83</b>	<b>1,52,313.18</b>

As per our Report of even date attached

 For and on behalf of Board of Directors  
of **ALKYL AMINES CHEMICALS LIMITED**

 For **N. M. RAJI & CO.**  
Chartered Accountants  
Firm Registration No. 108296W

**VINAY D. BALSE**  
Partner  
Membership No. 039434

**KANCHAN A. SHINDE**  
Chief Financial Officer

**CHINTAMANI D. THATTE**  
General Manager (Legal)  
and Company Secretary

**YOGESH M. KOTHARI**  
Chairman and Managing Director  
DIN: 00010015

**KIRAT M. PATEL**  
Executive Director  
DIN: 00019239

 Place : Mumbai  
Dated : May 5, 2026

 Place : Mumbai  
Dated : May 5, 2026

## NOTES TO FINANCIAL STATEMENTS FOR THE YEAR ENDED MARCH 31, 2026

### Corporate Information

Alkyl Amines Chemicals Limited (the 'Company') is a public limited company, domiciled in India. Its shares are listed on two stock exchanges in India, viz. the Bombay Stock Exchange Limited (BSE) and the National Stock Exchange Limited (NSE). The Company is engaged in the manufacturing and selling of specialty chemicals.

#### 1. Material Accounting Policies Information

This note provides a list of the material accounting policies information adopted in the preparation of these financial statements. The policies have been consistently applied to all the years presented, unless otherwise stated.

a.(i) Statement of Compliance: The financial statements comply in all material aspects with Indian Accounting Standards (Ind AS) notified under section 133 of the Companies Act, 2013 ("the Act") [Companies (Indian Accounting Standards) Rules, 2015] and other relevant provisions of the Act.

(ii) Basis of Preparation: All assets and liabilities have been classified as current or non-current, as per the Company's normal operating cycle and other criteria set out in Schedule III to the Companies Act, 2013, and as per Ind AS-1.

Based on the nature of products and their realization in cash and cash equivalents, the Company has ascertained its operating cycle as 12 months for the purpose of current / non-current classification of assets and liabilities.

(iii) Historical cost convention: The financial statements have been prepared on a historical cost basis, using the accrual method of accounting, except for the following:

- Certain financial assets and liabilities (including derivative instruments) that are measured at fair value;
- Defined Benefit Plans - Plan Assets measured at fair value;
- Share Based payments - measured at fair value

The financial statements are presented in Indian Rupees (₹) and all values are rounded to the nearest Lakhs (INR) up to two decimals, except when otherwise indicated.

#### b. Segment Reporting

Ind AS 108 - Operating Segments, requires Management to determine reportable segments for the purpose of disclosure in financial statements, based on internal reporting reviewed by the Chief Operating Decision Maker (CODM) to assess performance and allocate resources. The standard also requires Management to make judgments with respect to aggregation of certain operating segments into one or more reportable segments.

The Company has determined that the Chief Operating Decision Maker (CODM) is the Board of Directors (BOD), based on its internal reporting structure and functions of BOD. The Operating Segment used to present segment information identified is based on the internal reports is used and reviewed by the BOD to assess performance and allocate resources. The Management has determined that some of the segments exhibit similar economic characteristics and meet other aggregation criteria and has accordingly aggregated them into reportable a primary operating segment i.e. "Specialty Chemicals".

#### c. Foreign Currency Translation

(i) Functional and presentation currency: Items included in the financial statements are measured by using the currency of the primary economic environment in which the entity operates (the functional currency). The financial statements are presented in Indian Rupees (INR), which is the Company's functional and presentation currency.

(ii) Transactions and balances: Foreign currency transactions are translated into the functional currency by using the exchange rates at the dates of the transactions. Foreign exchange gains and losses resulting from the settlement of such transactions and from the translation of monetary Assets and Liabilities denominated in foreign currencies at year end exchange rates are generally recognized in the Statement of Profit and Loss.

(iii) Foreign exchange differences, regarded as an adjustment to borrowing costs, are presented in the Statement of Profit and Loss as part of finance costs. All other foreign exchange gains and losses are presented in the Statement of Profit and Loss on a net basis, as part of other gains / (losses).

#### d. Revenue Recognition

(i) Sales of Manufactured Goods: Revenue is measured at fair value of consideration received or receivable for goods supplied or services rendered. Revenue from the sale of goods and services is recognized when the Company discharges its obligation to its customer and when the amount of revenue can be measured reliably and the recovery of consideration is probable. 'Sales' (including packing charges) which are net of returns, excluding amounts collected on behalf of third parties, such as Goods and Services Tax. The Company derives its revenues primarily from the sale of manufactured goods and related services.

Revenue from the sale of goods is recognized at the point of time when the control over the goods is transferred to the customer, which is mainly upon the delivery of the goods, and in the case of services, in the period in which such services are rendered, and there are no unfulfilled obligations.

Revenue from the sale of goods is measured at the fair value of consideration received or receivable, net of returns, allowances and discounts. The Company does not adjust transaction prices for the time value of money, as it does not expect to have any contracts where the period between the transfer of the promised goods or services to the customer and payment by the customer exceeds one year.

Generally, the Company receives short-term advances from its customer. Using the practical expedient in Ind AS 115, the Company does not adjust the promised amount of consideration for the effects of a significant financing component if it expects, at contract inception, that the period between the transfer of the promised good or service to the customer and when the customer pays for that good or service will be one year or less.

- (ii) Recognition of Export Benefits: Export Benefit Entitlements are accrued as revenue in the year in which the export sales are accounted for, only to the extent there is a reasonable assurance that the conditions attached to them will be complied with, and the amounts will be received. Export benefit receivables are carried at net realisable value.
- (iii) Other Income - Interest income from financial assets is recognised using the effective interest rate method. The effective interest rate is the rate that exactly discounts estimated future cash receipts through the expected life of the financial asset to the gross carrying amount of a financial asset. When calculating the effective interest rate, the Company estimates the expected cash flows by considering all the contractual terms of the financial instrument (for example, prepayment, extension, call and similar options), but does not consider the expected credit losses. Interest on Income-tax refund is accounted for when the right to receive is established.

#### e. Income Tax

Income Tax expense comprises of current tax expense and the net change in the deferred tax asset or liability during the year. Current and deferred tax are recognized in the Statement of Profit and Loss, except when they relate to items that are recognized in Other Comprehensive Income (OCI) or directly in equity, in which case, the current and deferred tax are also recognized in OCI, or directly in equity, respectively.

Current Tax: Provision for current tax is made on the estimated taxable income after considering tax allowances, deductions and exemptions determined in accordance with the applicable tax rates and the prevailing tax laws to the relevant assessment year. The income tax expense or credit for the period is the tax payable on the current period's taxable income based on the applicable income tax rate for each jurisdiction. The Company periodically evaluates positions taken in tax returns with respect to situations in which the applicable tax regulation is subject to interpretation. It makes provisions wherever appropriate on the basis of amounts expected to be paid to the tax authorities.

#### f. Deferred Tax

Deferred income tax is recognised using the balance sheet approach. Deferred income tax assets and liabilities are recognized for deductible and taxable temporary differences arising between the tax base of assets and liabilities and their carrying amount, except when the deferred income tax arises from the initial recognition of an asset or liability in a transaction that is not a business combination and affects neither accounting nor taxable profit or loss at the time of the transaction.

Deferred Tax Assets are recognized only to the extent that it is probable that either future taxable profits or reversal of Deferred Tax Liabilities will be available, against which the deductible temporary differences, and the carry forward of unused tax credits and unused tax losses can be utilized.

The carrying amount of a Deferred Tax Asset is reviewed at the end of each reporting date and reduced to the extent that it is no longer probable that sufficient taxable profit will be available to allow all or part of the Deferred Income Tax Asset to be utilized.

Deferred tax assets and liabilities are measured using the tax rates and tax laws that have been enacted or substantively enacted by the end of the reporting period and are expected to apply to taxable income in the years in which those temporary differences are expected to be recovered or settled.

Deferred Tax Assets and Liabilities are offset when there is a legally enforceable right to offset current tax assets and liabilities and when it relates to income taxes levied by the same taxation authority and the Company intends to settle its current tax assets and liabilities on a net basis.

#### g. Leases

The Company applied a single recognition and measurement approach for all leases for which it is the lessee, except for short-term leases and leases of low value assets. The Company recognised lease liabilities to make lease payments and right-of-use assets representing the right to use the underlying assets.

The lease liability is initially measured at the present value of the lease payments to be made over the lease term. In calculating the present value of lease payments, the Company uses its incremental borrowing rate at the lease commencement date if the interest rate implicit in the lease is not readily determinable.

The lease term includes periods subject to extension options which the Company is reasonably certain to exercise and excludes the effect of early termination options where the Company is reasonably certain that it will not exercise the option.

The right-of-use asset recognised at lease commencement includes the amount of lease liability recognised, initial direct costs incurred, and lease payments made at or before the commencement date, less any lease incentives received. Right-of-use assets are depreciated over the shorter of the asset's estimated useful life and the lease term.

Land (Leasehold) is carried at cost less amortization;

Leasehold land is amortized on the straight line method over the period of lease.

The Company elected to use the recognition exemptions for lease contracts that, at the commencement date, have a lease term of 12 months or less and do not contain a purchase option (short-term leases), and lease contracts for which the underlying asset is of low value (low-value assets). Costs associated with such leases are recognised as an expense on a straight-line basis over the lease term.

Lease liability and ROU assets have been separately presented in the Balance Sheet and lease payments have been classified as financing cash flows

For a lease modification that is not a separate lease, at the effective date of the modification, the lessee accounts for the lease modification by remeasuring the lease liability using a discount rate determined at that date.

- a) for lease modifications that decrease the scope of the lease, the lessee decreases the carrying amount of the right-of-use asset to reflect the partial or full termination of the lease, and recognises a gain or loss that reflects the proportionate decrease in scope; and
- b) for all other lease modifications, the lessee makes a corresponding adjustment to the right-of-use asset.

#### **h. Impairment of Assets**

If internal / external indications suggest that an asset of the Company may be impaired, the recoverable amount of the asset/ cash generating unit is determined on the date of Balance Sheet and if it is less than its carrying amount, the carrying amount of asset/ cash generating unit is reduced to the said recoverable amount. Subsequently, if there is a change in the indication, since the last impairment was recognized, so that recoverable amount of an asset exceeds its carrying amount, an impairment recognized for an asset in prior accounting period is reversed. The recoverable amount is measured as the higher of the net selling price and value in use of such assets/ cash generating unit, which is determined by the present value of the estimated future cash flows.

An impairment of Intangible Assets is conducted annually, or more often, if there is an indication of any decrease in value. The impairment loss, if any, is charged to the Statement of Profit and Loss.

#### **i. Cash and Cash Equivalents**

For the purpose of presentation in the statement of cash flows, cash and cash equivalents include cash on hand, deposits held at call with financial institutions, other short-term, highly liquid investments, with original maturities of three months or less, that are readily convertible to known amounts of cash and which are subject to an insignificant risk of changes in value. Bank overdrafts are shown as a part of borrowings in Current Liabilities in the Balance Sheet.

#### **j. Trade Receivables**

Trade receivables are recognized and measured at amortized cost less provision for expected credit losses, if any.

#### **k. Investments**

- (i) Investments are carried at cost, less accumulated impairment, if any. Except in case of Investment in case of mutual fund are carried at fair value using Net Asset Value (NAV). This method ensures that the fund's value is accurately reflected in the financial statements providing true and fair value of fund's financial position.
- (ii) Profit or loss on sale of investments, if any, is calculated by considering the weighted average amount of the total holding of the investment. Gain/loss arising on fair valuation of Investment in Mutual Fund is recognised separately as "Fair Value gain on Financial Assets" under Other Income in the Profit & Loss Statement.
- (iii) Normal purchases and sales are recognised on trade-dates, being the date on which the Company commits to purchase or sale the Investment.

#### **l. Inventories**

- (i) Raw materials, packing materials, stores and spares, furnace oil and fuel are valued at cost and net realizable value, whichever is lower. Cost comprises of basic cost (net of GST, if any) and other costs incurred in bringing them to their respective present location and condition. Cost is determined on a Weighted Average basis.
- (ii) Work-in-Progress and finished goods are valued at cost and net realizable value, whichever is lower. Cost includes all direct costs and a proportion of other fixed manufacturing overheads, based on normal operating capacity. Cost is determined on a weighted average basis. Net realizable value is the estimated selling price in the ordinary course of business, less the estimated costs of completion and the estimated costs necessary to make the sale.

Goods and materials in transit are valued at actual cost incurred up to the date of balance sheet.

However, materials and other items held for use in production of finished goods are not written down below the cost if the finished goods in which they will be incorporated are expected to be sold above cost.

- (iii) Catalysts which have a life of less than one year are treated as inventory and are valued at cost and net realizable value, whichever is lower. Cost comprises of basic cost (net of GST, if any) and other costs incurred in bringing them to their respective present location and condition. Cost is determined on a weighted average basis.

#### **m. Financial Instruments**

##### **Initial recognition**

The Company recognizes financial assets and liabilities when it becomes a party to the contractual provisions of the instrument. All financial assets and liabilities are recognised at fair value on initial recognition, except for trade receivables which are initially measured at the transaction price and financial liabilities are initially measured at fair value.

Transaction costs that are directly attributable to the acquisition or issue of financial assets and financial liabilities (other than financial assets and financial liabilities at fair value through the Statement of profit and loss) are added to or deducted from the fair value of the financial assets or financial liabilities, as appropriate, on initial recognition. Transaction costs directly attributable to the acquisition of financial assets or financial liabilities at fair value through the Statement of Profit and Loss are recognised immediately in the Statement of Profit and Loss.

#### **n. I Financial assets**

All recognised financial assets are subsequently measured in their entirety at either amortised cost or fair value, depending on the classification of the financial assets.

##### **Classification and subsequent measurement**

- (i) Financial assets carried at amortised cost:

A financial asset is subsequently measured at amortised cost if it is held within a business model, whose objective is to hold the asset to collect contractual cash flows and when the contractual terms of the financial asset give rise on specified dates, to cash flows that are solely payments of principal and interest on the principal amount outstanding.

- (ii) Financial assets at fair value through other comprehensive income ('FVOCI'):

Financial assets that are held within a business model whose objective is achieved by both, selling financial assets and collecting contractual cash flows that are solely payments of principal and interest, are subsequently measured at fair value through Other Comprehensive Income.

- (iii) Financial assets at fair value through profit or loss ('FVTPL'):

A financial asset which is not classified in the above categories is subsequently fair valued through the Statement of Profit and Loss. Further, financial assets that are equity instruments are classified as fair value through the Statement of Profit and Loss.

##### **Impairment of financial assets**

The Company applies the expected credit loss for recognising impairment loss on financial assets measured at amortised cost, debt instruments at FVTOCI, trade receivables, other contractual rights to receive cash or other financial asset.

The Company determines the allowance for credit losses based on historical loss experience adjusted to reflect current and estimated future economic conditions.

##### **Offsetting**

Financial assets and financial liabilities are offset and the net amount presented in the balance sheet when, and only when, the Company currently has a legally enforceable right to set off the amounts and it intends either to settle them on net basis or to realise the assets and settle the liabilities simultaneously.

##### **Derecognition of financial assets**

The Company derecognises a financial asset when the contractual rights to the cash flows from the asset expire, or when it transfers the financial asset and substantially all the risks and rewards of ownership of the asset to another party.

#### **II Financial liabilities**

Financial liabilities that are not held for trading and are not designated as at FVTPL, are measured at amortised cost at the end of subsequent accounting periods. The carrying amounts of financial liabilities that are subsequently measured at amortised cost are determined based on the effective interest method. Interest expense that is not capitalised as part of costs of an asset is included under 'Finance costs'.

All financial liabilities are subsequently measured at amortised cost using the effective interest method or at FVTPL.

##### **Derecognition of financial Liabilities**

The Company derecognises financial liabilities when, and only when, the Company's obligations are discharged, cancelled or have expired.

**o. Derivative Financial Instruments and Hedge Accounting**

In order to manage its exposure to foreign currency risks for highly probable forecast transactions for exports and imports, the Company enters into forward contracts. The Company does not use derivatives for trading or speculation purposes.

At the inception of the hedge relationship, the Company documents the relationship between the hedging instrument and the hedged item, along with its risk management objectives and its strategy for undertaking various hedge transactions.

All derivative contracts are initially recognized at fair value, on the date the derivative contract is entered into, and are subsequently re-measured to their fair value at the end of each reporting period. The accounting for subsequent changes in fair value depends on whether the derivative is designated as a hedging instrument, and if so, the nature of the item being hedged and the type of hedge relationship designated.

The Company designates certain derivatives as either:

- (a) hedges of the fair value of recognised assets or liabilities (fair value hedge); or
- (b) hedges of a particular risk associated with a firm commitment or a highly probable forecasted transaction (cash flow hedges).

Changes in the fair value of derivatives that are designated and qualify as fair value hedges are recorded in the Statement of Profit and Loss, together with any changes in the fair value of the hedged asset or liability that are attributable to the hedged risk.

The effective portion of changes in the fair value of derivatives, that are designated and qualified as cash flow hedges, is recognized in Other Comprehensive Income as equity under Cash Flow Hedge Reserve. The ineffective portion of changes in the fair value of the derivative is recognised in the Statement of Profit and Loss. Gains or losses accumulated in the equity are reclassified to Statement of Profit and Loss when the impact from hedged item is recognized in the Statement of Profit and Loss.

**p. Property, Plant and Equipment and Others**

- (i) The Company has adopted the cost model as its accounting policy for all its Property, Plant and Equipment and, accordingly, the same are reflected as under:

Land (Freehold) is carried at cost;

Other items of Assets are carried at cost less accumulated depreciation/amortization and impairment losses, if any.

- (ii) The cost comprises of purchase price (net of goods and service tax), including import duties and non-refundable taxes, after deducting trade discounts and rebates, plus any costs incurred which are directly attributable to bringing the asset to the location and condition necessary for it to be capable of operating in the manner intended by management, and interest on borrowings, if any, attributable to the acquisition of qualifying assets, up to the date on which the asset is ready for its intended use. It also includes exchange difference capitalized, if any, in terms of Ind AS 21 on "Effects of Changes in Foreign Exchange Rates".
- (iii) Items of Property, Plant and Equipment, which are not yet ready to be capable of operating in the manner intended by management, are carried at cost, comprising direct cost, related incidental expenses and attributable interest, and are disclosed as "Capital Work-in-progress". Advances paid towards the acquisition of Property, Plant & Equipment, outstanding as at the Balance Sheet date, are classified as "Capital Advances" under "Other Non-current Assets".
- (iv) Subsequent costs are included in the carrying amount of the assets or are recognised as a separate asset, as appropriate, only if it is probable that the future economic benefits associated with the item will flow to the Company and that the cost of the item can be reliably measured. The carrying amount of any component accounted for as a separate asset is derecognised when replaced. All other repairs and maintenance are charged to the Statement of Profit and Loss during the reporting period in which they are incurred.
- (v) Intangible Assets which are not ready for the intended use on the date of the Balance Sheet are disclosed as "Intangible Assets under Development".
- (vi) Items of Property, Plant and Equipment which are retired from active use and held for disposal, and where the sale is highly probable, are classified as "Assets held for disposal" under "Other Current Assets". The same are carried at the lower of their carrying amount and net realizable value.

**Depreciation methods, estimated useful lives and residual value**

- (i) The charge of depreciation on Property, Plant and Equipment is commenced when the relevant asset is available for use, i.e. when it is in the location and condition necessary for it to be capable of operating in the manner intended by management.
  - (a) Where the cost of a part of the asset which is significant to the total cost of the asset and useful life of the part is different from the useful life of the remaining asset, the Company has determined the useful life of the significant part separately ("Component Accounting") and, accordingly, provided depreciation on such parts.

- (b) Depreciation is charged on a pro-rata basis on the straight line method, as per the useful lives prescribed under Schedule II of the Companies Act, 2013. Depreciation on Plant and Machinery (including those identified under the Component Accounting), other than those not specifically covered under the classification as per Schedule II of the Companies Act, 2013, is provided on the straight line method over the useful lives, as determined by the internal technical evaluation done by the management's expert, which are as follows:

Spare parts, stand-by equipment and servicing equipment: 10 years.

Catalyst: 2 to 9 years.

Special Plant & Machinery: 5 to 12 years.

Roads : 15 to 25 years

Buildings : 3 to 30 years

Leasehold Improvements are depreciated over the useful life of lease term.

The Management believes that the useful lives, as determined, best represent the period over which it expects to use these assets. Hence, the useful lives for such Plant and Machinery and Roads are different from the useful lives as prescribed under Part C of Schedule II of Companies Act, 2013.

Depreciation method, useful life and residual values are reviewed at each balance sheet date and changes, if any, are accounted prospectively.

- (ii) Intangible Assets are amortized on the straight line method over their estimated useful life as follows:

Development of R & D Products/Processes (Internally generated): 5 years.

REACH Registration: 5 years.

Computer Software: 10 years.

- (iii) Depreciation on assets purchased/sold during the period is proportionately charged from / up to the month, on which it is available for use/ disposed off, as the case may be.

- (iv) The residual values are not more than 5% of the original cost of the assets. The residual values and useful lives of the assets are reviewed and adjusted if found appropriate.

**q. Government Grant**

The Company recognizes government grants only when there is reasonable assurance that the conditions attached to the grants would be complied with and the grants will be received. Government grants related to assets are treated as deferred income and are recognized in the Statement of Profit and Loss, on a systematic and rational basis, over the useful life of the asset. Government grants related to revenue are recognized on a systematic basis in the Statement of Profit and Loss, over the periods necessary to match them with the related costs, which they are intended to compensate.

Government grants relating to the purchase of property, plant and equipment are included in non-current liabilities as deferred income and are in the Statement of Profit or Loss on a straight-line basis, over the expected lives of the related assets and disclosed under the head "Other Income".

**r. Trade and Other Payables**

These amounts represent liabilities for goods and services provided to the Company, prior to the end of the financial year, which are unpaid. Trade and other payables are presented as Current Liabilities, if payment is due within 12 months from the reporting period. They are recognized initially at their fair value and subsequently measured at amortized cost, using the effective interest method.

These amounts represent liabilities for goods and services provided to the Company, prior to the end of the financial year, which are unpaid. Trade and other payables are presented as Current Liabilities, if payment is due within 12 months from the reporting period. They are recognized initially at their fair value and subsequently measured at amortized cost, using the effective interest method.

**s. Borrowings**

Borrowings are initially valued at their contractual obligations, net of transaction costs incurred. Borrowings are subsequently measured at amortized cost. Any difference between the proceeds (net of transaction costs) and the amount due for repayment is recognized in the Statement of Profit or Loss over the period of the borrowings, using the effective interest method.

Borrowings are derecognised from the Balance Sheet when the obligation specified in the contract is discharged, cancelled or expired.

Borrowings are classified as Current Liabilities, unless the Company has an unconditional right to defer settlement of the liability for at least 12 months after the reporting period. Where there is a breach of a material provision of a long-term loan arrangement on or before the end of the reporting period with the effect that the liability becomes payable on demand on the reporting date, the Company does not classify the liability as current, if the lender has not demanded payment after the reporting period and before the approval of the financial statements, as a consequence of the breach.

#### t. Borrowing Costs

Borrowing costs, general or specific, that are directly attributable to the acquisition or construction of qualifying assets are capitalized as part of such assets. A qualifying asset is one that necessarily takes a substantial period of time to get ready for intended use.

Other borrowing costs are expensed in the period in which they are incurred. Borrowing costs comprise of interest and other costs incurred in connection with borrowing of funds.

Borrowing Cost includes exchange differences arising from foreign currency borrowings, to the extent they are regarded as an adjustment to the finance cost.

#### u. Employee Benefits

(i) Short-term obligations: Liabilities for wages and salaries, including non-monetary benefits that are expected to be settled wholly within 12 months after the end of the period in which the employees render the related service, are recognized in respect of employees' services up to the end of the reporting period and are measured at the amounts expected to be paid when the liabilities are settled. The liabilities are presented as current employee benefit obligations in the Balance Sheet.

(ii) Post-employment obligations: The Company operates the following post-employment schemes:

(a) Defined benefit plans such as gratuity: In accordance with applicable Indian laws, the Company provides for gratuity, a defined benefit retirement plan ('Gratuity Plan') covering all employees. The Gratuity Plan provides by way of a lump sum payment to vested employees, at retirement or termination of employment, an amount based on the respective employee's last drawn salary and the years of employment with the Company. Liability with regard to Gratuity Plan is accrued based on actuarial valuation at the Balance Sheet date, carried out by an independent actuary. Actuarial gain or loss is recognized immediately in the Other Comprehensive Income or Expense (OCI). The Company has an employee gratuity fund managed by Life Insurance Corporation of India ('LIC') and also has funding with HDFC Life Group UL Future Secure Plan - Gratuity, to the exclusion of the Managing Director, for whom, also, necessary provision is made based on an actuarial valuation.

The net interest cost is calculated by applying the discount rate to the net balance of the defined benefit obligation and the fair value of plan assets. This cost is included in employee benefit expense in the Statement of Profit and Loss.

Re-measurement gains and losses arising from experience adjustments and changes in actuarial assumptions are recognized in the period in which they occur, directly in OCI. They are included under the head "Retained Earnings" in the "Statement of Changes in Equity" in the Balance Sheet.

Changes in the present value of the defined benefit obligation, resulting from plan amendments or curtailments, are recognized immediately in the Statement of Profit and Loss, as past service cost.

(iii) Share based payment transactions:

Employee Stock Option Plans ("ESOPs"):

The fair value of options determined calculated using Black-Scholes-Merton model at the grant date is recognized as an employee expense on a straight line basis (on the basis of multiple vesting of options granted), with a corresponding increase in "Other Equity" under "Employee Stock Options Outstanding account", over the vesting period of the grant, where the employee becomes unconditionally entitled to the options. At the end of each reporting period, the Company revises its estimate of the number of equity instruments expected to vest. The impact of the revision of the original estimates, if any, is recognised in the Statement of Profit and Loss, such that the cumulative expenses reflects the revised estimate, with a corresponding adjustment to the "Employee Stock Options Outstanding account".

Stock Options are granted to eligible employees in accordance with "Alkyl Amines Employees Stock Option Plan" (ESOPs 2018), as approved by the Shareholders and the Nomination and Remuneration Committee of the Board of Directors (the Committee) in accordance with the SEBI (Share based employee benefits) Regulations, 2014.

Eligible employees for this purpose includes employees falling under the following schemes:

Plan A : Rewards ESOPs (based on past performance)

Plan B : Retention ESOPs (based on future performance)

Under Ind AS 102 on Share based Payment, the cost of stock options is recognised based on the fair value of stock options as on the grant date (refer note 38b).

#### v. Cash flows

Cash flows are reported using the indirect method, whereby profit or loss for the period is adjusted for the effects of transactions of a non-cash nature, any deferrals or accruals of past or future operating cash receipts or payments and item of income or expenses associated with investing or financing cash flows. The cash flows from operating, investing and financing activities of the Company are segregated. For presentation in the statement of cash flows, cash and cash equivalents does not includes cash credit and overdraft facility.

**w. Contributed Equity**

Equity shares are classified as Equity. Incremental costs directly attributable to the issue of new shares or options are shown in equity as a deduction, net of tax, from the proceeds.

**x. Earnings Per Share**

- (i) Basic earnings per share: It is calculated by dividing the profit attributable to owners of the Company by the weighted average number of equity shares outstanding during the financial year.
- (ii) Diluted earnings per share: Diluted earnings per share adjust the figures used in the determination of basic earnings per share to take into account:
  - (a) The after income tax effect of interest and other financing costs associated with dilutive potential equity shares, and
  - (b) The weighted average number of additional equity shares that would have been outstanding assuming the conversion of all dilutive potential equity shares, except where the results would be anti-dilutive.

**y. Provisions, Contingent Liabilities and Contingent Assets**

The Company recognizes a provision, when there is a present legal or constructive obligation as a result of past events, the settlement of which is likely to result in an outflow of resources and a reliable estimate can be made of the amount of obligation.

Contingent Liabilities are disclosed by way of a note to the financial statements after careful evaluation by the Company of the facts and legal aspects of the matters involved.

When there is a possible obligation or a present obligation in respect of which the likelihood of outflow of resources is remote, no provision or disclosure is made. Provisions are reviewed at each Balance sheet date and adjusted to reflect the current best estimate.

Contingent Assets are not recognized in the statement of financial position until it is more likely than not that an inflow of benefits will occur. If the inflow of benefits is virtually certain, the asset is recognized.

**2. Critical Judgments, Estimates and Assumptions**

The preparation of financial statements requires the Company to make estimates, assumptions and judgments that affect the reported balances of assets and liabilities and disclosures as at the date of the financial statements and the reported amounts of income and expenses for the period presented.

The estimates and the associated assumptions are based on historical experience and the other factors that are considered to be relevant. Actual results may differ from the estimates under different assumptions and conditions.

Estimates and the underlying assumptions are reviewed on an ongoing basis. Impact on account of revisions to accounting estimates are recognized in the period in which the estimates are revised and future periods are affected.

The estimates and assumptions that have significant risk of causing a material adjustment to the carrying value of assets and liabilities within the next financial year are discussed below.

**(i) Judgments:**

In the process of applying the Company's accounting policies, the Company has made the following judgments, which have the most significant effect on the amounts recognized in the financial statements:

**a. Segment Reporting**

Ind AS 108 - Operating Segments, requires the Company to determine the reportable segments for the purpose of disclosure in financial statements, based on the internal reporting reviewed by the Board of Directors, to assess the performance and allocate resources. The standard also requires the Company to make judgments with respect to aggregation of certain operating segments into one or more reportable segments.

Operating segments, used to present segment information, are identified based on the internal reports used and are reviewed to assess performance and allocate resources. The Company has determined that some of the segments exhibit similar economic characteristics and meet other aggregation criteria and are accordingly aggregated into one primary reportable segment i.e. 'Speciality Chemicals'.

**b. Stores and Spares Inventories**

The Company's manufacturing process is continuous and highly technical, with a wide range of different types of plants and machineries. The Company keeps stores and spares as a standby, to run the operations without any disruption. Considering the wide range of stores and spares and long lead times for their procurement, and based on criticality of the spares, the Company believes that their net realizable value would be more than their cost.

c. Income Taxes

The Company in making judgement for the resolution of the uncertainty over income tax treatments as per Appendix C to Ind AS 12 'Income Taxes', The Company has considered; (a) how it prepares its income tax filings and supports tax treatments; or (b) how the entity expects the taxation authority to make its examination and resolve issues that might arise from that examination. The Company determined, based on its tax compliance, that it is probable that its tax treatments will be accepted by the taxation authorities. Thus, the said Appendix does not have a material impact on the financial statements of the Company.

d. Contingent Liability Judgment

Note-36a describes claims against the Company not acknowledged as debt. It includes certain penalties and charges payable to a Government agency, although as per the contracts, the Company, based on past experience, believes that the penalties and charges are not certain, and, accordingly, are not considered as an obligation as at the Balance Sheet date and are disclosed as Contingent Liabilities.

**(ii) Estimates and Assumptions:**

The Company based its assumptions and estimates on parameters available when the financial statements were prepared. Existing circumstances and assumptions about future developments, however, may change due to market changes or circumstances arising that are beyond the control of the Company. Such changes are reflected in the assumptions when they occur.

a. Defined Benefit Plans (Gratuity Benefits)

The cost of the defined benefit gratuity plan and the present value of the gratuity obligation are determined using actuarial valuations. An actuarial valuation involves making various assumptions that may differ from actual developments in the future. These include the determination of the discount rate, future salary increases and mortality rates. Due to the complexities involved in the valuation and its long-term nature, a defined benefit obligation is highly sensitive to changes in these assumptions. All assumptions are reviewed at each reporting date. The parameter most subject to change is the discount rate. In determining the appropriate discount rate, the management considers the interest rates of government bonds. The mortality rate is based on Indian Assured Lives Mortality 2012-14 (Urban). Those mortality tables tend to change only at intervals in response to demographic changes. Future salary increases and gratuity increases are based on expected future inflation rates.

Further details about gratuity obligations are given in Note 38a.

b. Fair Value Measurement of Financial Instruments

When the fair values of Financial Assets and Financial Liabilities recorded in the Balance Sheet cannot be measured based on quoted prices in active markets, their fair value is measured using valuation techniques, including the Discounted Cash Flow model. The inputs to these models are taken from observable markets where possible; but where this is not feasible, a degree of judgment is required in establishing fair values. Judgments include considerations of inputs such as liquidity risk, credit risk and volatility. Changes in assumptions about these factors could affect the reported fair value of financial instruments. Please refer note 49 for further disclosures.

c. Useful Life of Property, Plant and Equipment and Others

The Company reviews the estimated useful lives and residual values of Property, Plant and Equipment (PPE) and Intangible Assets as at the end of each reporting year. The factors, such as changes in the expected level of usage, technological developments, units of production and product life cycle, could significantly impact the economic useful lives and the residual values of assets. Consequently, future depreciation and amortization charge could be revised and thereby could have an impact on the profit of the future years.

The useful life of a Catalyst is estimated from the date of its activation, which is considered as the date of from which it is available for use as per IND AS 16 - Property Plant and Equipment.

d. Litigations

From time to time, the Company is subjected to legal proceedings, the ultimate outcome of each being always subject to many uncertainties inherent in litigations. A provision is made when it is considered probable that payment will be made and the amount of the loss can be reasonably estimated. Significant judgment is made when evaluating, among other factors, the probability of unfavourable outcome and the ability to make a reasonable estimate of the amount of potential loss. Litigation provisions are reviewed at each accounting year and revisions made for changes in facts and circumstances.

e. Cash Flow Hedge Reserve

The Cash Flow hedging reserve represents the cumulative effective portion of gains or losses arising on changes in fair value of designated portion of hedging instruments entered into for cash flow hedges. It will be reclassified to the Statement of Profit and Loss only when the hedged transaction affects the profit or loss or included as a basis adjustment to the non-financial hedged item.

f. Provision for Expected Credit Losses (ECL) of trade receivables

The Company uses a provision matrix to calculate ECL for trade receivables. The provision matrix is based on the Company's historical observed default rates which are negligible over the years. The Company calibrates the matrix to adjust the historical credit loss experience with forward-looking information. At every reporting date, the historical observed default rates are updated and changes in the forward-looking estimates are analysed.

The assessment of the correlation between historically observed default rates, forecast economic conditions and ECL is a significant estimate. The amount of ECL is sensitive to changes in circumstances and of forecast economic conditions. The Company's historical credit loss experience and forecast of economic conditions may also not be representative of customer's actual default in the future. However, based on the information about the historical data, and the forecast by the management, ECL on the Company's trade receivables is considered as Nil.

g. Government Grant

Grants from the government are recognized at their fair value where there is a reasonable assurance that the grant will be received, and the Company will comply with all attached conditions.

In assessing the recognition of Government Grants, the Company is dependent upon the generation of future revenue as per the condition specified in the Export Promotion Capital Goods (EPCG) license. Management considers projected future income planning strategies in making this assessment. Based on the level of historical revenue and projections for future revenue over the periods, in which the conditions are satisfied, the Management believes that the Company will be able to fulfil the conditions. The amount of Government Grant considered realizable could, however, be reduced in the near term, if estimates of future export revenue during the subsequent period are reduced.

With respect to grants receivable from the government on account of capital expenditure incurred by the Company, the Company is recognising such grants as deferred income and will be recognized as income on a systematic and rational basis over the useful life / remaining useful life of the respective asset.

For calculation of grant pertaining to one of the plants, the company has estimated an annual increase of 5% Y-O-Y in the revenue. Based on the actuals revenue of that plant in FY 2025-26, Company has reassessed the grant receivables. Has reassessed the grant receivables.

**NOTES FORMING PART OF BALANCE SHEET**
**3. Property, Plant and Equipment**

₹ In Lakhs

Particulars	Freehold Land	Building-Factory	Plant & Machinery	Electrical Equipment	Furniture and fixtures	Vehicles	Office Equipment	Electrical Installation	Leasehold Improvement	Total	Intangible Assets	Intangible Assets under development	Capital Work-in Progress
<b>Year ended March 31, 2025</b>													
<b>Gross carrying amount</b>													
Opening gross carrying amount as at April 01, 2024	151.02	11,533.69	1,09,536.48	2,292.47	559.61	140.43	395.53	3,185.39	133.29	1,27,927.91	500.43	-	3,557.33
Additions	-	140.59	2,461.93	58.45	4.56	26.30	30.00	1.01	-	2,722.84	11.60	-	4,394.45
<b>Deletions / CWIP Transfer to PPE</b>													
Deletions	-	-	298.11	-	-	22.72	6.87	0.16	-	327.86	22.00	-	2,760.44
Closing gross carrying amount as at March 31, 2025	151.02	11,674.28	1,11,700.30	2,350.92	564.17	144.01	418.66	3,186.24	133.29	1,30,322.89	570.03	-	5,191.34
<b>Accumulated depreciation</b>													
Opening accumulated depreciation as at April 01, 2024	-	1,906.43	18,502.05	212.37	204.59	62.58	132.09	1,027.29	58.47	22,105.87	206.73	-	-
Depreciation charge during the year	-	525.61	5,754.92	214.94	56.29	19.27	95.81	285.82	18.71	6,971.37	53.18	-	-
Deletions	-	-	237.04	-	-	21.58	5.64	0.15	-	264.41	2.37	-	-
Closing accumulated depreciation as at March 31, 2025	-	2,432.04	24,019.93	427.31	260.88	60.27	222.26	1,312.96	77.18	28,812.83	257.54	-	-
<b>Provision for Impairment</b>													
Opening provision as at April 01, 2024	-	-	260.31	-	-	-	-	-	-	260.31	-	-	-
Impairment during the year	-	-	-	-	-	-	-	-	-	-	-	-	-
Deletions	-	-	-	-	-	-	-	-	-	-	-	-	-
Closing provision for impairment as at March 31, 2025	-	-	260.31	-	-	-	-	-	-	260.31	-	-	-
<b>Net carrying amount as at March 31, 2025</b>	151.02	9,242.24	87,420.06	1,923.61	303.29	83.74	196.40	1,873.28	56.11	1,01,249.75	312.49	-	5,191.34
<b>Year ended March 31, 2026</b>													
<b>Gross carrying amount</b>													
Opening gross carrying amount as at April 01, 2025	151.02	11,674.28	1,11,700.30	2,350.92	564.17	144.01	418.66	3,186.24	133.29	1,30,322.89	570.03	-	5,191.34
Additions	-	175.54	3,949.26	16.48	14.39	96.05	106.70	4.11	-	4,262.53	27.65	-	12,140.96
Deletions / CWIP Transfer to PPE	-	-	296.89	-	-	77.14	-	-	-	374.03	-	-	4,290.18
Closing gross carrying amount as at March 31, 2026	151.02	11,849.82	1,15,252.67	2,367.40	578.56	162.92	525.36	3,190.35	133.29	1,34,211.39	597.68	-	13,048.12
<b>Accumulated depreciation</b>													
Opening accumulated depreciation as at April 01, 2025	-	2,432.04	24,019.93	427.31	260.88	60.27	222.26	1,312.96	77.18	28,812.83	257.54	-	-
Depreciation charge during the year	-	522.90	5,828.72	214.84	52.44	22.08	75.20	284.44	18.71	7,019.33	49.48	-	-
Deletions	-	-	238.57	-	-	73.28	-	-	-	311.85	-	-	-
Closing accumulated depreciation as at March 31, 2026	-	2,954.94	29,610.08	642.15	313.32	9.07	297.46	1,597.40	95.89	35,520.31	307.02	-	-
<b>Provision for Impairment</b>													
Opening provision as at April 01, 2025	-	-	260.31	-	-	-	-	-	-	260.31	-	-	-
Impairment during the year	-	-	-	-	-	-	-	-	-	-	-	-	-
Deletions	-	-	-	-	-	-	-	-	-	-	-	-	-
Closing provision for impairment as March 31, 2026	-	-	260.31	-	-	-	-	-	-	260.31	-	-	-
<b>Net carrying amount as at March 31, 2026</b>	151.02	8,894.88	85,382.28	1,725.25	265.24	153.85	227.90	1,582.95	37.40	98,430.77	290.66	-	13,048.12

- 3.1 Plant, Machinery and Equipment includes ₹ 7.42 lakhs (previous year - Rs 7.85 lakhs) being value of machinery installed at third party premises (Job Contractor), duly confirmed by them.
- 3.2 On all the above items of Property, Plant and Equipment, a second charge has been created, except on:-
- Freehold Land and Plant & Machinery at Bhoom and Parbhani
  - Lease hold land and Plant & Machinery of Solar plant at Talegarh
  - Leasehold Improvements at Hadapsar
  - Buildings located at Vashi office and Worli office
  - Land & Buildings in the nature of residential quarters at Patalganga and Kurkumbh
  - All Vehicles
  - Leasehold land - Plot no.D-6/2 at Kurkumbh

**Details of charges created for availing working capital facilities from banks :-**

₹ In Lakhs

Particulars	As At	As At
	March 31, 2026	March 31, 2025
Working Capital Facilities from Consortium Banks, consisting of State Bank of India, Standard Chartered Bank, Citibank and Axis Bank, secured by hypothecation of Trade receivables, Inventories, Cash & Bank Balance and Current Assets of the Company, both present and future, as well as by way of second mortgage on the Company's immovable properties situated at Plot No. A-7, A-7 (part) and A-25 at Patalganga, Maharashtra, Plot no. D-6/1 at Kurkumbh, Maharashtra and Plot No. D-2/CH/149/2 at Dahej, Gujarat.	<b>13,838.00</b>	13,838.00

**CAPITAL WORK IN PROGRESS**
**3.3a. Ageing of Capital Work in progress as on March 31, 2026**

₹ In Lakhs

Particulars	Amounts in capital work-in-progress for a period of				
	Less than 1 year	1-2 years	2-3 years	More than 3 years	Total
Projects in progress	9,585.08	1,195.46	280.17	358.25	11,418.96
Projects temporarily suspended	13.33	292.11	1,256.54	67.18	1,629.16
<b>Total</b>	<b>9,598.41</b>	<b>1,487.57</b>	<b>1,536.71</b>	<b>425.43</b>	<b>13,048.12</b>

**3.3b. Completion Schedule for Capital Work in progress whose completion is overdue compared to its original plan as on March 31, 2026 (included in above statement)**

₹ In Lakhs

Particulars	To be completed in a period of				
	Less than 1 year	1-2 years	2-3 years	More than 3 years	Total
Expansion at Kurkumbh	223.85	-	-	-	223.85
Expansion at Dahej	65.64	-	-	-	65.64
Expansion at Patalganga	28.69	1.12	-	-	29.81
Expansion at other Location	10.23	-	-	-	10.23
<b>Total</b>	<b>328.41</b>	<b>1.12</b>	<b>-</b>	<b>-</b>	<b>329.53</b>

**3.3c. Ageing of Capital Work in progress as on March 31, 2025**

₹ In Lakhs

Particulars	Amounts in capital work-in-progress for a period of				
	Less than 1 year	1-2 years	2-3 years	More than 3 years	Total
Projects in progress	2,630.94	527.06	5.15	451.63	3,614.78
Projects temporarily suspended	270.83	1,238.54	67.19	-	1,576.56
<b>Total</b>	<b>2,901.77</b>	<b>1,765.60</b>	<b>72.34</b>	<b>451.63</b>	<b>5,191.34</b>

**3.3d. Completion Schedule for Capital Work in progress whose completion is overdue compared to its original plan as on March 31, 2025 (included in above statement)**

₹ In Lakhs

Particulars	To be completed in a period of				Total
	Less than 1 year	1-2 years	2-3 years	More than 3 years	
Expansion at Kurkumbh	238.86	5.75	-	-	<b>244.61</b>
Expansion at Dahej	729.67	367.05	-	-	<b>1,096.72</b>
Expansion at Patalganga	27.00	2.27	-	-	<b>29.27</b>
Expansion at other Location	19.29	-	-	-	<b>19.29</b>
<b>Total</b>	<b>1,014.82</b>	<b>375.07</b>	<b>-</b>	<b>-</b>	<b>1,389.89</b>

There are no projects, where actual cost has exceeded, compared to its original plan as on March 31, 2026 and as on March 31, 2025.

**4. RIGHT OF USE ASSETS**

₹ in Lakhs

Particulars	Leasehold Land	Leasehold Premises	Total
<b>Year ended March 31, 2025</b>			
<b>Gross carrying amount</b>			
Opening gross carrying amount as at April 01, 2024	2,970.88	360.53	3,331.41
Additions	-	-	-
Deletions	-	-	-
<b>Closing gross carrying amount as at March 31, 2025</b>	<b>2,970.88</b>	<b>360.53</b>	<b>3,331.41</b>
<b>Accumulated depreciation</b>			
Opening accumulated depreciation as at April 01, 2024	211.31	133.05	344.36
Depreciation charge during the year	33.64	65.35	98.99
Deletions	-	-	-
<b>Closing accumulated depreciation as at March 31, 2025</b>	<b>244.95</b>	<b>198.40</b>	<b>443.35</b>
<b>Net carrying amount as at March 31, 2025</b>	<b>2,725.93</b>	<b>162.13</b>	<b>2,888.06</b>
<b>Gross carrying amount</b>			
Opening gross carrying amount as at April 01, 2025	2,970.88	360.53	3,331.41
Additions	-	-	-
Deletions	-	-	-
<b>Closing gross carrying amount as at March 31, 2026</b>	<b>2,970.88</b>	<b>360.53</b>	<b>3,331.41</b>
<b>Accumulated depreciation</b>			
Opening accumulated depreciation as at April 01, 2025	244.95	198.40	443.35
Depreciation charge during the year	31.80	65.35	97.15
Deletions	-	-	-
<b>Closing accumulated depreciation as at March 31, 2026</b>	<b>276.75</b>	<b>263.75</b>	<b>540.50</b>
<b>Net carrying amount as at March 31, 2026</b>	<b>2,694.13</b>	<b>96.78</b>	<b>2,790.91</b>

4.1 -Lease period of land: Patalganga and Kurkumbh - 95 years; Dahej - 99 years

4.2 -Lease period for the buildings at Hadapsar and Magarpatta - 5 years.

**5. Non Current Financial Assets - Loans**

₹ In Lakhs

Particulars	As at March 31, 2026	As at March 31, 2025
Loans to Employees (Unsecured)	5.64	11.48
Less: Provision for expected credit loss on other financial assets	-	-
<b>Total</b>	<b>5.64</b>	<b>11.48</b>

**6. Non Current Financial Assets - Other Financial Assets**

₹ In Lakhs

Particulars	As at March 31, 2026	As at March 31, 2025
(a) Security Deposits (Unsecured)	399.05	396.94
(b) Margin Money against Bank Guarantees	6.57	1.21
(b) Fixed Deposit with banks (with original maturity of more than twelve months)	2,400.00	-
<b>Gross Current Financial Assets - Other Financial Assets</b>	<b>2,805.62</b>	398.15
Less: Provision for expected credit loss on other financial assets	-	-
<b>Total</b>	<b>2,805.62</b>	398.15

**7 Non Current Tax Asset (Net)**

₹ In Lakhs

Particulars	As at March 31, 2026	As at March 31, 2025
Taxes Paid	20,307.24	19,062.56
Less : Provision for Taxes	(20,097.12)	(18,327.20)
<b>Total</b>	<b>210.12</b>	735.36

**8 Other Non Current Assets**

₹ In Lakhs

Particulars	As at March 31, 2026	As at March 31, 2025
(a) Capital Advances	916.31	318.44
(b) Prepaid Expenses	24.59	40.30
(c) VAT Receivable	11.68	11.68
(d) Duty paid under protest (refer note 36a (iii) & (iv))	273.36	271.07
(e) Government Grant Receivable	3,458.48	4,446.03
<b>Total</b>	<b>4,684.42</b>	5,087.52

**9 INVENTORIES**

₹ In Lakhs

Particulars	As at March 31, 2026	As at March 31, 2025
(a) Raw Materials	4,434.83	5,915.82
(b) Packing Materials	184.57	213.22
(c) Work-in-Progress (refer note 9b)	709.65	867.10
(d) Finished Goods (refer note 9b)	5,440.22	8,115.71
(e) Stores and Spares	837.02	970.50
(f) Others	674.27	453.48
<b>Sub- Total</b>	<b>12,280.56</b>	16,535.83
Less: Provisions for Inventories	(67.49)	(57.75)
<b>Total</b>	<b>12,213.07</b>	16,478.08

(Valued at lower of cost and Net Realisable Value)

**9a. Goods in Transit included in above Inventories**

₹ In Lakhs

Particulars	As at March 31, 2026	As at March 31, 2025
(a) Raw Materials	243.03	295.63
(b) Packing Materials	0.37	0.29
(c) Finished Goods	655.20	624.13
(d) Stores and Spares	2.54	3.65
(e) Fuel	-	10.01
<b>Total</b>	<b>901.14</b>	<b>933.71</b>

**9b. Details of Inventories**

₹ In Lakhs

Particulars	As at March 31, 2026	As at March 31, 2025
<b>Work-in-Progress</b>		
Amines and Amines Derivatives	593.70	706.49
Other Speciality Chemicals	115.95	160.61
<b>Total</b>	<b>709.65</b>	<b>867.10</b>
<b>Finished Goods</b>		
Amines and Amines Derivatives	4,146.41	6,441.80
Other Speciality Chemicals	1,293.81	1,673.91
<b>Total</b>	<b>5,440.22</b>	<b>8,115.71</b>

**10 INVESTMENTS**

₹ in Lakhs

Particulars	No. of Units	As at March 31, 2026	No. of Units	As at March 31, 2025
Investment in Arbitrage Mutual Fund				
Investment carried at fair value through Statement of Profit and Loss				
Unquoted				
DSP Arbitrage Fund - Regular - Growth	81,14,420.74	1,264.63	-	-
Invesco India Arbitrage Fund - Regular Plan Growth	37,91,276.35	1,263.92	-	-
SBI Arbitrage Opportunities Fund- Regular Plan Growth	35,81,282.29	1,265.52	-	-
Tata Arbitrage Fund-Regular Plan-Growth	84,31,293.52	1,264.89	-	-
<b>Total</b>	<b>2,39,18,272.90</b>	<b>5,058.96</b>	<b>-</b>	<b>-</b>

Particulars	As At March 31, 2026		As At March 31, 2025	
	Cost	Market Value	Cost	Market Value
Aggregate amount of Quoted Investments	-	-	-	-
Aggregate amount of Unquoted Investments	5,000.00	5,058.96	-	-
<b>Total</b>	<b>5,000.00</b>	<b>5,058.96</b>	<b>-</b>	<b>-</b>

**11 TRADE RECEIVABLES- UNSECURED (At Amortized Cost)**

₹ In Lakhs

Particulars	As At	As At
	March 31,2026	March 31,2025
Trade receivables considered good		
Trade Receivables – billed (refer notes below)	22,966.43	23,015.14
Less: Expected Credit Losses (Loss allowance provision)	-	-
	22,966.43	23,015.14
Trade Receivables – unbilled	83.07	49.68
Less: Expected Credit Losses (Loss allowance provision)	-	-
	83.07	49.68
Trade receivables which have significant increase in credit risk	-	-
Trade receivables – Credit Impaired	-	-
	23,049.50	23,064.82

(i) The Company has called for balance confirmations from parties representing trade receivables. It has received a few of the confirmations which have been reconciled with the records of the Company. The other balances have been taken as per the records of the Company.

(ii) Trade Receivables are non interest bearing and are generally on payment terms of average 60 days.

₹ In Lakhs

Particulars	Outstanding for following periods from due date of payment as at March 31, 2026						
	Unbilled	Not due	Less than 6 months	6 months- 1year	1-2 years	2-3 years	Total
i) Undisputed Trade receivable– considered good	83.07	20,463.14	2,501.01	1.02	1.26	-	23,049.50
ii) Undisputed Trade Receivables – which have significant increase in credit risk	-	-	-	-	-	-	-
iii) Undisputed Trade Receivables – credit impaired	-	-	-	-	-	-	-
iv) Disputed Trade Receivables– considered good	-	-	-	-	-	-	-
v) Disputed Trade Receivables – which have significant increase in credit risk	-	-	-	-	-	-	-
vi) Disputed Trade Receivables – credit impaired	-	-	-	-	-	-	-

₹ In Lakhs

Particulars	Outstanding for following periods from due date of payment as at March 31, 2025						
	Unbilled	Not due	Less than 6 months	6 months- 1year	1-2 years	2-3 years	Total
i) Undisputed Trade receivable– considered good	49.68	18,454.37	4,552.49	7.58	0.70	-	23,064.82
ii) Undisputed Trade Receivables – which have significant increase in credit risk	-	-	-	-	-	-	-
iii) Undisputed Trade Receivables – credit impaired	-	-	-	-	-	-	-
iv) Disputed Trade Receivables– considered good	-	-	-	-	-	-	-
v) Disputed Trade Receivables – which have significant increase in credit risk	-	-	-	-	-	-	-
vi) Disputed Trade Receivables – credit impaired	-	-	-	-	-	-	-

**12 CASH AND CASH EQUIVALENTS**

Particulars	₹ In Lakhs	
	As at March 31, 2026	As at March 31, 2025
(a) Balances with Banks		
(i) Current Accounts	1,077.22	272.71
(ii) EEFC Accounts	496.88	1,244.41
(iii) Fixed Deposits with banks (with original maturity of less than three months)	7,840.00	3,360.00
(b) Cash on Hand	1.24	0.75
<b>Total</b>	<b>9,415.34</b>	<b>4,877.87</b>

**12a Other Bank Balances**

Particulars	₹ In Lakhs	
	As at March 31, 2026	As at March 31, 2025
(a) Unclaimed Dividend Accounts (refer note below)	135.67	122.30
(b) Fixed Deposits with Banks (with original maturity of more than three months and less than twelve months)	10,610.00	15,405.00
(c) Others	9.29	0.41
<b>Total</b>	<b>10,754.96</b>	<b>15,527.71</b>

During the year, the Company has transferred ₹7.84 Lakhs to Investor Education & Protection Fund (previous year - ₹9.14 lakhs).

**13 CURRENT FINANCIAL ASSETS - LOANS**

Particulars	₹ In Lakhs	
	As at March 31, 2026	As at March 31, 2025
Loans to Employees (Unsecured)	4.55	8.37
Less: Provision for expected credit loss on other financial assets	-	-
<b>Total</b>	<b>4.55</b>	<b>8.37</b>

**14 CURRENT FINANCIAL ASSETS - OTHER FINANCIAL ASSETS**

Particulars	₹ In Lakhs	
	As at March 31, 2026	As at March 31, 2025
(a) Security Deposits (Unsecured)	4.12	65.00
(b) Interest Receivable	324.91	283.17
<b>Gross Current Financial Assets - Other Financial Assets</b>	<b>329.03</b>	<b>348.17</b>
Less: Provision for expected credit loss on other financial assets	-	-
<b>Total</b>	<b>329.03</b>	<b>348.17</b>

**15 OTHER CURRENT ASSETS**

Particulars	₹ In Lakhs	
	As at March 31, 2026	As at March 31, 2025
(a) Advance to Suppliers	4,819.53	43.56
(b) Receivable on account of goods and service tax	359.02	1,124.32
(c) Income earned but not received	-	139.00
(d) Government Grant Receivable	876.25	571.41
(e) Others	394.35	828.32
<b>Total</b>	<b>6,449.15</b>	<b>2,706.61</b>

**16 EQUITY SHARE CAPITAL**

Particulars	₹ In Lakhs	
	As At March 31, 2026	As At March 31, 2025
<b>Authorised:</b>		
7,50,00,000 (previous year - 7,50,00,000) Equity Shares of ₹ 2 each par value	1,500.00	1,500.00
15,00,000 (previous year - 15,00,000) Cumulative Redeemable Preference Shares of ₹ 100 each par value	1,500.00	1,500.00
	<b>3,000.00</b>	<b>3,000.00</b>
<b>Issued, Subscribed and Paid Up:</b>		
5,11,44,052 Equity Shares of ₹ 2 each par value (previous year -5,11,36,418) Equity Shares of ₹ 2 each par value, fully paid	1,022.88	1,022.73
Shares forfeited	0.78	0.78
<b>Total</b>	<b>1023.66</b>	<b>1023.51</b>

**16.1 Reconciliation of the number of shares outstanding and amount of Share Capital**

Particulars	As At March 31, 2026		As At March 31, 2025	
	No. of shares	₹in Lakhs	No. of shares	₹in Lakhs
Equity Shares of ₹ 2 par value				
At the beginning of the year	5,11,36,418	1,022.73	5,11,21,395	1,022.43
Additions during the year	7,634	0.15	15,023	0.30
<b>At the end of the year</b>	<b>5,11,44,052</b>	<b>1,022.88</b>	<b>5,11,36,418</b>	<b>1,022.73</b>

**16.2** The final dividend on shares is recorded as a liability on the date of approval by the shareholders and interim dividends are recorded as a liability on the date of declaration by the Company's Board of Directors.

The Company declares and pays dividends in Indian rupees. Companies are required to pay/distribute dividend after deducting applicable withholding income taxes. The remittance of dividend outside India is governed by Indian law on foreign exchange and is also subject to withholding tax at applicable rates.

The amount of dividend recognized as distribution to equity shareholders in accordance with Companies Act 2013 is as follows:

Particulars	₹ In Lakhs	
	As at March 31, 2026	As at March 31, 2025
Final dividend paid for the year ended March 31, 2025 of ₹ 10 (for the year ended March 31, 2024 of ₹ 10)	(5,114.04)	(5,113.10)
Proposed Dividend	5,114.41	5,113.64

**16.3 Rights, preferences and restrictions**

- The Company has only one class of shares, referred to as equity shares, having a par value of Rs 2/- (Previous year ₹2/-).
- Final dividend of Rs 10/- per share for face value of ₹ 2/- each proposed by the Board of Directors is subject to the approval of the shareholders at the ensuing Annual General Meeting.
- In the event of liquidation of the Company, the holders of equity shares will be entitled to receive any of the remaining assets of the Company, after distribution of all preferential amounts. The distribution will be in proportion to the number of equity shares held by the shareholders.

**16.4 Details of shares held by shareholders holding more than 5% of the aggregate shares in the Company**

Particulars	As At March 31, 2026		As At March 31, 2025	
	No. of shares	% held	No. of shares	% held
Name of the Shareholder				
Yogesh M. Kothari	2,94,79,853	57.64	2,94,69,853	57.63

**16.5 Details of shareholding pattern of promoters**

Particulars	As At March 31, 2026			As At March 31, 2025		
	No. of shares	% held	% change	No. of shares	% held	% change
Name of the Promoters						
Yogesh M. Kothari	2,94,79,853	57.64	0.01	2,94,69,853	57.63	Nil
Niyoko Trading & Consultancy LLP	19,58,500	3.83	Nil	19,58,500	3.83	0.01
Purjeeko Trading & Consultancy LLP	19,48,330	3.81	Nil	19,48,330	3.81	0.07
SYK Trading & Consultancy LLP	7,86,270	1.54	Nil	7,86,270	1.54	0.01
Anjyko Investments Pvt. Ltd.	1,34,250	0.26	Nil	1,34,250	0.26	0.01
Nini Yogesh Kothari	12,67,870	2.48	Nil	12,67,870	2.48	Nil
Suneet Yogesh Kothari	3,83,310	0.75	Nil	3,83,310	0.75	Nil
Anjali Y. Kothari	61,880	0.12	Nil	61,880	0.12	Nil
Hemendra M. Kothari	5,33,500	1.04	Nil	5,33,500	1.04	Nil
Aditi Kothari Desai	70,840	0.14	Nil	70,840	0.14	Nil
Shuchi Hemendra Kothari	70,360	0.14	Nil	70,360	0.14	Nil
Kunjilata N. Shah	75,005	0.15	Nil	75,005	0.15	Nil
Devangana Jayant Desai	77,300	0.15	Nil	77,300	0.15	Nil
<b>Total</b>	<b>3,68,47,268</b>	<b>72.05</b>	<b>0.01</b>	<b>3,68,37,268</b>	<b>72.04</b>	<b>0.10</b>

**17 OTHER EQUITY**

₹ In Lakhs

Particulars	As At March 31, 2026	As At March 31, 2025
(a) Retained Earnings	1,45,836.87	1,32,995.91
(b) General reserve	3,559.27	3,559.27
(c) Securities Premium	2,224.51	2,134.61
(d) Capital Reserve	142.70	142.70
(e) Capital Redemption Reserve	25.00	25.00
(f) Cash Flow Hedge Reserve	5.83	(26.88)
(g) Employee Stock Option Outstanding	519.00	394.32
<b>Total Other Components of Equity h=(b+c+d+e+f+g)</b>	<b>6,476.31</b>	<b>6,229.02</b>
<b>Total Other Equity (Refer Statement of Changes in Equity for details) (a+h)</b>	<b>1,52,313.18</b>	<b>1,39,224.93</b>

**18 NON-CURRENT FINANCIAL LIABILITY (At Amortised Cost)**

₹ In Lakhs

Particulars	As at March 31, 2026	As at March 31, 2025
Lease Liability	118.85	192.19
Less : Transfer to Current Lease Liability	79.73	73.34
<b>Total</b>	<b>39.12</b>	<b>118.85</b>

**18a Current Financial Liability - Lease Liability (At Amortised cost)**

₹ In Lakhs

Particulars	As at March 31, 2026	As at March 31, 2025
Lease Liability	79.73	73.34
<b>Total</b>	<b>79.73</b>	<b>73.34</b>

**19 LONG TERM PROVISIONS**

₹ In Lakhs

Particulars	As at March 31, 2026	As at March 31, 2025
Provision for employee benefits (refer note 38a)		
(i) Gratuity (Funded)	89.99	-
(ii) Gratuity (Unfunded)	660.18	575.83
(iii) Leave Encashment (Unfunded)	660.25	590.37
<b>Total</b>	<b>1,410.42</b>	<b>1,166.20</b>

**20 NON CURRENT - DEFERRED TAX LIABILITY (Net)**

₹ In Lakhs

Particulars	As at March 31, 2026	As at March 31, 2025
<b>Deferred Tax Liabilities (refer note 47b)</b>		
Property Plant and Equipment	10,364.43	9,339.58
Unrealised Exchange Gain on Forward Contract	-	0.29
Cash Flow Hedge Reserve	1.96	-
Fair value gain on Mutual Fund Investment	14.84	-
Right of Use Assets	24.36	40.80
<b>(A)</b>	<b>10,405.59</b>	<b>9,380.67</b>
<b>Deferred Tax Assets (refer note 47b)</b>		
Provision for Employee Benefit	354.79	359.70
Cash Flow Hedge Reserve	-	9.04
Lease Liability	29.91	48.37
Unrealised Exchange Loss on Forward Contract	37.56	-
Other impact giving rise to temporary differences	150.97	163.04
<b>(B)</b>	<b>573.23</b>	<b>580.15</b>
<b>Net Deferred Tax Liabilities (A-B)</b>	<b>9,832.36</b>	<b>8,800.52</b>

**21 GOVERNMENT GRANT-NON CURRENT**

₹ In Lakhs

Particulars	As at March 31, 2026	As at March 31, 2025
Opening balance	4,437.30	90.44
Grants during the year	-	4,968.69
Less: Recognized in the statement of profit and loss (refer note 29)	148.63	576.30
Less: Recognized in the Retained Earnings	-	45.53
Less: Reinstatement of Liability due to change in estimates	409.54	-
Less: Reversal in Grant Income	116.67	-
Closing balance	3,762.46	4,437.30
Non Current Government Grant	3,240.34	3,954.94
Current Government Grant	522.12	482.36
<b>Total Government Grants</b>	<b>3,762.46</b>	<b>4,437.30</b>

**21a Government Grant - Current**

₹ In Lakhs

Particulars	As at March 31, 2026	As at March 31, 2025
Government Grants	522.12	482.36
<b>Total</b>	<b>522.12</b>	<b>482.36</b>

**22 NON-CURRENT -LIABILITIES FOR TAX (NET)**

₹ In Lakhs

Particulars	As at March 31, 2026	As at March 31, 2025
Provision for Tax	8,941.05	5,400.10
Less: Taxes Paid	(8,843.98)	(5,318.93)
<b>Total</b>	<b>97.07</b>	<b>81.17</b>

**23 SHORT TERM BORROWINGS (At Amortised Cost)**

₹ In Lakhs

Particulars	As At March 31, 2026	As At March 31, 2025
Secured		
From Banks		
Cash Credit repayable on demand (refer note below)	-	360.45
<b>Total</b>	<b>-</b>	<b>360.45</b>

Cash Credits are secured by hypothecation of Trade receivables, Inventories, Cash & Bank Balance and Current Assets of the Company, both present and future, as well as by the second mortgage of the specified immovable properties of the Company, as referred in note no 3.2.

**24 CURRENT FINANCIAL LIABILITY - TRADE PAYABLES (AT AMORTIZED COST)**

₹ In Lakhs

Particulars	As at March 31, 2026	As at March 31, 2025
(a) Trade payables: Micro and Small Enterprises	1,550.29	1,426.79
(b) Trade payables: Others	13,570.47	16,296.57
<b>Total</b>	<b>15,120.76</b>	<b>17,723.36</b>

(i) The Company has called for balance confirmations from parties representing trade payables. It has received a few of the confirmations which have been reconciled with the records of the Company. The other balances have been taken as per the records of the Company.

(ii) Disclosure in accordance with Section 22 of Micro, Small and Medium Enterprises Development Act, 2006:

Principal amount remaining unpaid and interest due thereon	As at March 31, 2026	As at March 31, 2025
- Principal Amount	1,550.29	1,426.79
- Interest	NIL	NIL
Interest paid in terms of Section 16	0.07	0.94
Interest due and payable for the period of delay in payment	NIL	NIL
Interest accrued and remaining unpaid	0.05	0.33
Interest due and payable even in succeeding years	NIL	NIL

This information is determined to the extent such parties have been identified on the basis of information available with the Company.

₹ In Lakhs

Particulars	Outstanding for following periods from due date of payment as at March 31, 2026						Total
	Unbilled	Not due	Less than 1 year	1-2 years	2-3 years	More than 3 years	
Micro Enterprises and Small Enterprises- Undisputed	-	1,316.76	233.53	-	-	-	1,550.29
Others-Undisputed	-	12,930.94	623.69	15.84	-	-	13,570.47
<b>Total</b>	-	<b>14,247.70</b>	<b>857.22</b>	<b>15.84</b>	-	-	<b>15,120.76</b>

₹ In Lakhs

Particulars	Outstanding for following periods from due date of payment as at March 31, 2025						Total
	Unbilled	Not due	Less than 1 year	1-2 years	2-3 years	More than 3 years	
Micro Enterprises and Small Enterprises- Undisputed	-	1,305.56	121.23	-	-	-	1,426.79
Others-Undisputed	56.38	15,386.62	837.79	7.61	8.17	-	16,296.57
<b>Total</b>	<b>56.38</b>	<b>16,692.18</b>	<b>959.02</b>	<b>7.61</b>	<b>8.17</b>	-	<b>17,723.36</b>

**25 CURRENT FINANCIAL LIABILITY - OTHER FINANCIAL LIABILITIES**

₹ In Lakhs

Particulars	As At March 31, 2026	As At March 31, 2025
(a) Derivatives designated as hedge	133.74	34.78
(b) Unclaimed Dividends	135.66	122.30
(c) Others		
(i) Creditors for Capital Goods*	492.89	588.38
(ii) Commission payable to Directors	1,701.96	1,757.08
(iii) Others	1,982.31	1,962.51
<b>Total</b>	<b>4,446.56</b>	<b>4,465.05</b>

\* includes dues to MSME creditors of ₹ 220.55 Lakhs (previous year ₹ 154.07 Lakhs)

**26 SHORT TERM PROVISIONS**

₹ In Lakhs

Particulars	As At March 31, 2026	As At March 31, 2025
Provision for employee benefits (refer note 38a)		
(i) Gratuity (Funded)	138.39	281.71
(ii) Leave Encashment (Unfunded)	89.28	79.86
<b>Total</b>	<b>227.67</b>	<b>361.57</b>

**27 OTHER CURRENT LIABILITIES**

₹ In Lakhs

Particulars	As At March 31, 2026	As At March 31, 2025
(a) Statutory Dues	233.93	176.51
(b) Advances received from customers	678.78	766.50
(c) Deposits from customers	6.70	4.90
(d) Contribution payable to PF, ESIC and other funds	109.93	98.82
(e) Others	158.49	2.80
<b>Total</b>	<b>1,187.83</b>	<b>1,049.53</b>

**NOTES FORMING PART OF STATEMENT OF PROFIT & LOSS**
**28 REVENUE FROM OPERATIONS**

₹ In Lakhs

Particulars	For the year ended March 31, 2026	For the year ended March 31, 2025
(a) Sale of Products - Manufactured Goods (refer note 28a & 28b)	1,51,188.46	1,54,819.61
(b) Other Operating Income		
Processing Income	1,468.22	1,463.97
Scrap Sales	379.14	284.07
Export Incentives	549.97	608.58
Others	-	5.84
<b>Total</b>	<b>1,53,585.79</b>	<b>1,57,182.07</b>

**28a Details of Sales of Product**

Particulars	For the period ended March 31, 2026	For the Year ended March 31, 2025
Amines and Amines Derivatives	1,13,444.00	1,22,542.61
Other Speciality Chemicals	37,387.46	31,759.42
Industrial Gases & Others	357.00	517.58
<b>Total</b>	<b>1,51,188.46</b>	<b>1,54,819.61</b>

**28b Disaggregation of Revenue**

The operations of the Company are limited to only one segment viz. Specialty Chemicals. Revenue from contract with customers is from sale of manufactured goods. Sale of goods are made at a point in time and revenue is recognised upon satisfaction of the performance obligations which is typically upon dispatch/delivery.

**Primary Geographical Markets**

Particulars	For the year ended March 31, 2026	For the year ended March 31, 2025
India	1,16,923.99	1,18,419.74
Overseas	34,264.47	36,399.87
<b>Total</b>	<b>1,51,188.46</b>	<b>1,54,819.61</b>

The Company does not have any customer having more than 10% of Company's Revenue for the current year ended March 31, 2026 and previous year ended March 31, 2025.

**29 OTHER INCOME**

₹ In Lakhs

Particulars	For the year ended March 31, 2026	For the year ended March 31, 2025
(a) Interest Income		
(i) on Fixed deposits with banks	1,306.23	687.62
(ii) on Margin Money	0.53	1.48
(iii) on Others	271.12	132.79
	<b>1,577.88</b>	<b>821.89</b>
(b) Insurance claims received	64.84	78.81
(c) Amount written back	165.48	56.43
(d) Net gain on foreign currency transactions	1,131.77	1,241.42
(e) Fair Value gain on Financial Assets	58.96	-
(f) Unwinding of government grant	148.63	576.30
(g) Miscellaneous Income	17.65	205.01
<b>Total</b>	<b>3,165.21</b>	<b>2,979.86</b>

**30 COST OF MATERIAL CONSUMED**

₹ In Lakhs

Particulars	For the year ended March 31, 2026	For the year ended March 31, 2025
(a) Raw Materials consumed (refer note 30a)		
Opening Stock	5,915.77	5,981.44
Add: Purchases	74,504.84	79,950.84
	<b>80,420.61</b>	<b>85,932.28</b>
Less: Closing Stock	4,433.81	5,915.77
	<b>75,986.80</b>	<b>80,016.51</b>
(b) Packing Materials consumed		
Opening Stock	212.65	162.91
Add: Purchases	3,071.39	3,470.96
	<b>3,284.04</b>	<b>3,633.87</b>
Less: Closing Stock	182.93	212.65
	<b>3,101.11</b>	<b>3,421.22</b>
<b>Total</b>	<b>79,087.91</b>	<b>83,437.73</b>

**30a DETAILS OF RAW MATERIALS CONSUMED**

₹ in Lakhs

Particulars	For the year ended March 31, 2026	For the year ended March 31,2025
Denatured Ethyl Alcohol, Methanol and other Alcohols	35,857.63	39,198.23
Industrial Gases	15,428.01	15,887.06
Others	24,701.16	24,931.22
<b>Total</b>	<b>75,986.80</b>	<b>80,016.51</b>

**31 CHANGES IN INVENTORIES OF FINISHED GOODS AND WORK-IN-PROGRESS**

₹ in Lakhs

Particulars	For the year ended March 31, 2026	For the year ended March 31,2025
(a) Finished Goods		
Closing Stock	5,439.85	8,114.84
Less: Opening Stock	8,114.84	8,368.57
	<b>2,674.99</b>	<b>253.73</b>
(b) Work-In-Progress		
Closing Stock	691.40	858.34
Less: Opening Stock	858.34	1,045.03
	<b>166.94</b>	<b>186.69</b>
<b>Total</b>	<b>2,841.93</b>	<b>440.42</b>

**32 EMPLOYEE BENEFITS EXPENSE**

₹ in Lakhs

Particulars	For the year ended March 31, 2026	For the year ended March 31,2025
(a) Salaries and Wages		
(i) Directors' Remuneration	1,252.23	1,103.01
(ii) Salaries, Wages and Benefits	7,027.73	6,483.22
Less: Capitalised	194.90	50.89
	<b>6,832.83</b>	<b>6,432.33</b>
(b) Commission to Directors (refer note 41)	1,429.37	1,478.97
(c) Contribution to Provident and other Funds	803.25	710.40
Less: Capitalised	11.14	3.29
	<b>792.11</b>	<b>707.11</b>
(d) Employee Stock Option Expenses (refer Note 38b)	158.02	65.15
(e) Staff Welfare Expenses	553.25	568.64
Less: Capitalised	1.85	-
	<b>551.40</b>	<b>568.64</b>
<b>Total</b>	<b>11,015.96</b>	<b>10,355.21</b>

**33 FINANCE COSTS**

₹ in Lakhs

Particulars	For the year ended March 31, 2026	For the year ended March 31,2025
(a) Interest Expense		
(i) on Cash Credit & PCFC Facilities	-	0.16
(ii) on lease liabilities	13.20	18.61
(iii) on Others (refer note below)	56.74	38.45
	<b>69.94</b>	<b>57.22</b>
(b) Other Finance Charges	46.96	43.66
<b>Total</b>	<b>116.90</b>	<b>100.88</b>

Note: Interest on others includes interest on MSME amounting to ₹0.07 Lakhs( previous year ₹1.27 Lakhs)

**34 DEPRECIATION & AMORTIZATION EXPENSES**

₹ in Lakhs

Particulars	For the year ended March 31, 2026	For the year ended March 31,2025
(a) Depreciation of Property, Plant & Equipment (refer note 3)	7,019.33	6,971.37
(b) Amortization of Intangible Assets (refer note 3)	49.48	53.18
(c) Depreciation of Right of Use of Assets (refer note 4)	97.15	98.99
<b>Total</b>	<b>7,165.96</b>	<b>7,123.54</b>

**35 OTHER EXPENSES**

₹ in Lakhs

Particulars	For the year ended March 31, 2026	For the year ended March 31, 2025
(a) Power, Fuel and Water Charges	15,892.02	17,166.68
Less: Amount Capitalised	10.25	-
	15,881.77	17,166.68
(b) Stores and Spares Consumed	2,367.06	2,357.35
(c) Processing Charges	242.29	248.22
(d) Labour charges	1,172.48	1,214.31
(e) Rent	34.23	34.80
(f) Rates and Taxes	77.48	63.60
(g) Repairs and Maintenance		
(i) Building	315.42	254.71
(ii) Plant and Machinery	1,672.78	1,473.80
(iii) Others	171.39	174.40
	2,159.59	1,902.91
(h) Insurance	581.40	473.25
(i) Auditor's Remuneration		
(i) Audit Fees	31.50	30.50
(ii) Tax Audit Fees	3.50	3.50
(iii) Reimbursement of Expenses	1.48	1.05
	36.48	35.05
(j) Legal and Professional Fees	485.51	426.15
(k) Export Expenses	752.29	736.26
(l) Freight Outward	5,237.97	6,094.54
(m) Commission on Sales	337.82	375.32
(n) Security Charges	285.52	272.54
(o) Directors Sitting Fees	13.16	13.76
(p) Commission to Non-Executive Directors (refer note 41)	272.60	278.11
(q) Travelling & Conveyance	107.84	83.78
(r) Corporate Social Responsibility (CSR) expenses (refer note 37)	513.00	550.11
(s) Loss on sale /discard of property, plant and equipment	13.62	27.15
(t) Provision for Doubtful assets	-	139.00
(u) Miscellaneous expenses	1,603.51	1,347.08
<b>Total</b>	<b>32,175.62</b>	<b>33,839.97</b>

**36a CONTINGENT LIABILITIES AND COMMITMENTS**

₹ in Lakhs

Particulars	For the year ended March 31, 2026	For the year ended March 31, 2025
Claims against the Company not acknowledged as debt		
i. Disputed liabilities towards labour matters	45.00	41.80
ii. Disputed liabilities in respect of Income tax demand	1,018.04	1,018.04
iii. Disputed liabilities in respect of Excise duty*	1,216.03	1,260.77
iv. Disputed liabilities in respect of Custom duty**	1,405.22	1,297.57
<b>Total</b>	<b>3,684.29</b>	<b>3,618.18</b>

\* Includes ₹ 21.07 lakhs deposited with Custom Excise and Service Tax Appellate Tribunal (CESTAT) [(refer note 8(d))]

\*\* Includes ₹ 250 lakhs deposited with Commissioner of Customs, Mumbai Port. [(refer note 8(d))]

**36b COMMITMENTS**

₹ in Lakhs

Particulars	For the year ended March 31, 2026	For the year ended March 31,2025
Estimated amount of contracts remaining to be executed on capital account	3,217.70	3,445.38
Less : Capital Advances (refer note 8(a))	916.31	318.44
<b>Net estimated amount of contract not provided for</b>	<b>2,301.39</b>	<b>3,126.94</b>

**37 EXPENDITURE TOWARDS CORPORATE SOCIAL RESPONSIBILITY (CSR) ACTIVITIES**

₹ in Lakhs

Particulars	For the year ended March 31, 2026	For the year ended March 31,2025
a. Gross amount required to be spent by the Company during the year (including unspent amount current year- NIL and previous year- NIL)	513.00	550.11
b. Amount spent and paid on CSR activities included in the Statement of Profit and Loss for the year :		
<b>Nature of Expenses (refer note below)</b>		
Education & E-Learning	276.40	314.46
Environment Sustainability	12.00	35.51
Rural Development	60.05	45.88
Health Care	89.99	79.89
Women Empowerment	50.74	32.53
Sports	6.80	13.80
Others	17.02	28.04
<b>Total</b>	<b>513.00</b>	<b>550.11</b>
<b>Excess spent (a-b)</b>	<b>-</b>	<b>-</b>

Note: In the current year, provision has been made for shortfall amount as on March 31, 2026 of ₹32.34 Lakhs (Previous Year: ₹9.87 Lakhs) (net of TDS). Such shortfall is because of an ongoing project. The shortfall amount of ₹ 32.34 Lakhs (Previous Year: ₹9.87 Lakhs) has been duly transferred to unspent CSR account to be spent in next three years.

**38 EMPLOYEE BENEFITS**
**38A As per Actuarial Valuation**

₹ in Lakhs

Particulars	Gratuity	
	For the year ended March 31, 2026	For the year ended March 31,2025
<b>I. Expense recognized in the Statement of Profit and Loss for the year ended</b>		
a. Current service cost	183.41	150.18
b. Net Interest on Net Defined Liability/ Asset	84.96	57.96
c. Past Service Cost	2.64	-
<b>d. Total Expenses</b>	<b>271.01</b>	<b>208.14</b>
<b>II. Amount recognized in Other Comprehensive Income</b>	<b>For the year ended March 31, 2026</b>	<b>For the year ended March 31,2025</b>
a. Actuarial (Gains)/ Losses on Liability	66.32	151.03
b. Return on Plan Assets excluding amount included in Net Interest on Defined Liability/ (Asset) above	(6.31)	(4.82)
<b>c. Total</b>	<b>60.01</b>	<b>146.21</b>
<b>III. Net (Assets)/ Liability recognized in the Balance Sheet</b>	<b>As at March 31, 2026</b>	<b>As at March 31,2025</b>
a. Present Value of Defined Benefit Obligation	3,351.73	2,973.21
b. Fair Value of Plan Assets	(2,463.18)	(2,115.67)
c. Funded Status Deficit	888.55	857.54
<b>Net (Asset)/ Liability</b>	<b>888.55</b>	<b>857.54</b>

Particulars	Gratuity	
	As at March 31, 2026	As at March 31, 2025
<b>IV. Change in Present value of Obligation</b>		
a. Present Value of Defined Benefit Obligation at the beginning of the year	2,973.21	2,634.44
b. Current Service Cost	183.41	150.18
c. Past Service Cost	2.64	-
d. Interest Cost	224.23	187.83
e. Benefit paid	(98.08)	(150.27)
f. Actuarial Loss on obligation	66.32	151.03
<b>Present Value of Defined Benefit Obligation at the end of the year</b>	<b>3,351.73</b>	<b>2,973.21</b>
<b>V. Actual Return on Plan Assets</b>	<b>As at March 31, 2026</b>	<b>As at March 31, 2025</b>
Expected Return on Plan Assets	139.27	129.86
Actuarial Gain/ (Loss) on Plan Assets	6.31	4.82
<b>Actual Return on Plan Assets</b>	<b>145.58</b>	<b>134.68</b>
<b>VI. Balance Sheet Reconciliation</b>	<b>As at March 31, 2026</b>	<b>As at March 31, 2025</b>
Opening Net Liability	857.54	806.31
Expenses Recognized in Statement of Profit & Loss Account	271.01	208.14
Amount recognized in Other Comprehensive Income	60.01	146.21
Less: Employer's Contribution	300.00	303.12
<b>Amount Recognized in Balance Sheet (Asset) / Liability</b>	<b>888.56</b>	<b>857.54</b>

**Staff Gratuity**

Assumptions	As at March 31, 2026	As at March 31, 2025
1. Expected Return on Plan Assets	7.40%	6.83%
2. Discount Rate	7.40%	6.83%
3. Salary Growth Rate	8.00%	7.50%
4. Employee Turnover Rate	4.00%	4.00%
5. Withdrawal Rate	<b>Indian Assured Lives Mortality 2012-14 (Urban)</b>	<b>Indian Assured Lives Mortality 2012-14 (Urban)</b>

**Directors Gratuity**

Assumptions	As At March 31, 2026		As At March 31, 2025	
	Managing Director	Executive Director	Managing Director	Executive Director
1. Expected Return on Plan Assets	N.A.	6.77%	N.A.	6.83%
2. Discount Rate	6.77%	6.77%	6.83%	6.83%
3. Salary Growth Rate	8.00%	8.00%	7.50%	7.50%
4. Turnover Rate	2.00%	4.00%	2.00%	4.00%
5. Withdrawal Rate	<b>Indian Assured Lives Mortality 2012-14 (Urban)</b>	<b>Indian Assured Lives Mortality 2012-14 (Urban)</b>	<b>Indian Assured Lives Mortality 2012-14 (Urban)</b>	<b>Indian Assured Lives Mortality 2012-14 (Urban)</b>

**Sensitivity Analysis**
**A. Staff**

₹ in Lakhs

Projected Benefit Obligation on Current Assumptions	As at March 31, 2026		As at March 31, 2025	
	Increase	Decrease	Increase	Decrease
Delta Effect of +1% Change in Rate of Discounting	-	123.67	-	136.87
Delta Effect of -1% Change in Rate of Discounting	143.19	-	156.51	-
Delta Effect of +1% Change in Rate of Salary Increase	140.93	-	153.93	-
Delta Effect of -1% Change in Rate of Salary Increase	-	124.10	-	137.26
Delta Effect of +1% Change in Rate of Employee Turnover	-	8.55	-	9.14
Delta Effect of -1% Change in Rate of Employee Turnover	9.35	-	9.98	-

**B. Directors**

₹ in Lakhs

Projected Benefit Obligation on Current Assumptions	As at March 31, 2026			
	Managing Director		Executive Director	
	Increase	Decrease	Increase	Decrease
Delta Effect of +1% Change in Rate of Discounting	-	20.73	-	45.16
Delta Effect of -1% Change in Rate of Discounting	21.69	-	26.53	-
Delta Effect of +1% Change in Rate of Salary Increase	21.24	-	25.91	-
Delta Effect of -1% Change in Rate of Salary Increase	-	20.69	-	45.27
Delta Effect of +1% Change in Rate of Employee Turnover	-	0.78	-	14.08
Delta Effect of -1% Change in Rate of Turnover	0.79	-	10.07	-

Projected Benefit Obligation on Current Assumptions	As at March 31, 2025			
	Managing Director		Executive Director*	
	Increase	Decrease	Increase	Decrease
Delta Effect of +1% Change in Rate of Discounting	-	18.26	-	-
Delta Effect of -1% Change in Rate of Discounting	19.11	-	-	-
Delta Effect of +1% Change in Rate of Salary Increase	18.76	-	-	-
Delta Effect of -1% Change in Rate of Salary Increase	-	18.27	-	-
Delta Effect of +1% Change in Rate of Employee Turnover	-	0.44	-	-
Delta Effect of -1% Change in Rate of Turnover	0.45	-	-	-

\*Sensitivity Analysis for Executive Director for previous year ended March 31, 2025 is included in Staff Sensitivity table A.

The sensitivity analysis have been determined based on reasonably possible changes of the respective assumptions occurring at the end of the reporting year, while holding all other assumptions constant.

The sensitivity analysis presented above may not be representative of the actual change in the defined benefit obligation as it is unlikely that the change in assumptions would occur in isolation of one another as some of the assumptions may be correlated.

Furthermore, in presenting the above sensitivity analysis, the present value of the defined benefit obligation has been calculated using the Projected Unit Credit Method at the end of the reporting year, which is the same method as applied in calculating the defined benefit obligation as recognized in the balance sheet.

There was no change in the methods and assumptions used in preparing the sensitivity analysis from prior years, except for above.

**Maturity Analysis of the Benefit Payments from the Fund**
**A. Staff**

₹ in Lakhs

Projected Benefits Payable in Future years from the date of reporting	As at March 31, 2026	As at March 31, 2025
	1st Following Year	439.42
2nd Following Year	177.51	98.33
3rd Following Year	128.57	251.42
4th Following Year	114.15	509.01
5th Following Year	169.32	112.17
Sum of Years 6 To 10	654.20	888.26
Sum of Years 11 and above	2,196.04	1,821.43

**B. Directors**

₹ in Lakhs

Projected Benefits Payable in Future years from the date of reporting	For the year ended March 31, 2026		For the year ended March 31, 2025	
	Managing Director	Executive Director	Managing Director	Executive Director *
1st Following Year	36.73	67.42	30.98	-
2nd Following Year	40.56	446.13	33.43	-
3rd Following Year	43.84	11.32	36.02	-
4th Following Year	47.28	11.79	38.76	-
5th Following Year	660.37	12.28	579.62	-
Sum of Years 6 To 10	-	69.32	-	-
Sum of Years 11 and above	-	642.66	-	-

\*Maturity Analysis of the Benefit Payments from the Fund of Executive Director for previous year ended March 31, 2025 is included in Staff Maturity Analysis table.

**Experience adjustment:-**

₹ in Lakhs

Gratuity	2025-26	2024-25
Present Value of Unfunded Obligations	3,351.73	2,973.21
Fair Value of Plan Assets	(2,463.18)	(2,115.67)
Funded Status [Deficit]	888.55	857.54
Experience adjustments on Plan Liabilities	56.30	84.09
Experience adjustments on Plan Assets	6.31	4.82
<b>Total</b>	<b>62.61</b>	<b>88.91</b>

The expected contributions for Defined Benefit Plan for the next Financial Year will be in line with 2025-26

₹ in Lakhs

Particulars	Leave Salary	
	For the year ended March 31, 2026	For the year ended March 31, 2025
<b>I. Expense recognized in the Statement of Profit and Loss for the year ended</b>		
a. Current Service Cost	65.31	62.13
b. Net Interest on net Defined Liability/ Asset	45.78	45.41
c. Actuarial (Gains)/ Losses on Liability	3.43	(24.34)
d. Total Expenses	114.52	83.20
<b>II. Net Asset / (Liability) recognized in the Balance Sheet as on date</b>		
a. Present Value of Unfunded Obligations	749.53	670.23
b. Unrecognized Past Service Cost	-	-
c. Fair Value of Plan Assets	-	-
d. Net Liability	749.53	670.23
<b>III. Change in Present Value of Obligation during the year</b>		
a. Present Value of Unfunded Obligation at the beginning of the year	670.23	629.00
b. Current Service Cost	65.31	62.13
c. Interest Cost	45.78	45.41
d. Actuarial Gain/ (Loss)	3.43	(24.34)
e. Benefit paid	(35.22)	(41.97)
f. Present Value of Unfunded Obligation at the end of the year	749.53	670.23

₹ in Lakhs

Leave Salary	2025-26	2024-25
Present Value of Unfunded Obligations	749.53	670.23
Fair Value of Plan Assets	-	-
Funded Status Deficit	749.53	670.23
Experience adjustments on Plan Liabilities	7.28	(44.67)
Experience adjustments on Plan Assets	-	-
<b>Total</b>	<b>7.28</b>	<b>(44.67)</b>

**STAFF**

Assumptions	As At March 31, 2026	As At March 31, 2025
1. Expected Return on Plan Assets	N.A.	N.A.
2. Discount Rate	7.40%	6.83%
3. Salary Growth Rate	8.00%	7.50%
4. Employee Turnover Rate	4.00%	4.00%
5. Withdrawal Rate	<b>Indian Assured Lives Mortality 2012-14 (Urban)</b>	Indian Assured Lives Mortality 2012-14 (Urban)

**DIRECTORS**

Assumptions	As at March 31, 2026	As at March 31, 2025
1. Expected Return on Plan Assets	NA	N.A.
2. Discount Rate	6.77%	6.83%
3. Salary Growth Rate	8.00%	7.50%
4. Employee Turnover Rate	4.00%	4.00%
5. Withdrawal Rate	<b>Indian Assured Lives Mortality 2012-14 (Urban)</b>	Indian Assured Lives Mortality 2012-14 (Urban)

**39 Segment Reporting**

The Company is engaged in only one primary business segment, i.e. “Specialty Chemicals”, as per the Indian Accounting Standard (IND AS) 108 - Operating Segment.

**40 List of Related Parties and their relationships**

- I. Key Management Personnel:
  - i. Yogesh M. Kothari - Chairman & Managing Director
  - ii. Kirat Patel - Executive Director
  - iii. Suneet Y. Kothari - Executive Director
  - iv. Dilip G. Piramal - Non-Executive Director (up to August 05, 2024)
  - v. Shyam B.Ghia - Non-Executive Director (up to August 05, 2024)
  - vi. Shobhan M. Thakore - Non-Executive Director (up to August 05, 2024)
  - vii. Premal N. Kapadia - Non-Executive Director
  - viii. Leja Hattiangadi - Non-Executive Director
  - ix. Chandrashekhar R. Gupte- Non-Executive Director
  - x. Ashwin Ramanathan- Non-Executive Director
  - xi Ravi B. Kapoor- Non-Executive Director
  - xii Bhawna Doshi - Non Executive Director
  - xiii Rakesh Goyal - Whole-Time Director- Operations
- II. Entities over which Key Management Personnel has Control
  - i. Anjyko Investments Private Limited
  - ii. Niyoko Trading & Consultancy LLP
  - iii. Purjeeko Trading & Consultancy LLP
  - iv. SYK Trading & Consultancy LLP

**41 RELATED PARTY DISCLOSURES**

Following transactions were carried out in the ordinary course of business with the parties referred to in note 40 above. There was no amount written off or written back from such parties during the year. The transactions with the related parties referred in note 40 above are given below:

₹ in Lakhs

Particulars	Key Management Personnel and their relatives [with Note 40 (I) and (II) above]
Directors' Remuneration/ Commission & Sitting Fees:	
Yogesh Kothari *	<b>1,360.50</b> (1,398.06)
Kirat Patel *	<b>609.04</b> (583.41)
Suneet Kothari *	<b>611.02</b> (575.20)
Rakesh Goyal *	<b>175.41</b> (206.89)
Dilip G. Piramal	
Sitting Fees	- (0.80)
Commission**	- -
Shyam B.Ghia	
Sitting Fees	- (1.24)
Commission**	- -
Shobhan M. Thakore	
Sitting Fees	- (1.24)
Commission**	- -
Premal N. Kapadia	
Sitting Fees	<b>1.20</b> (1.20)
Commission**	- -
Leja Hattiangadi	
Sitting Fees	<b>2.88</b> (2.64)
Commission**	- -
Chandrashekhhar R. Gupte	
Sitting Fees	<b>2.80</b> (2.40)
Commission**	- -
Ashwin Ramanathan	
Sitting Fees	<b>2.48</b> (1.64)
Commission**	- -

₹ in Lakhs

Particulars	Key Management Personnel and their relatives [with Note 40 (I) and (II) above]
Ravi B. Kapoor	
Sitting Fees	1.80 (1.40)
Commission**	- NA
Bhavna Gautam Doshi	
Sitting Fees	2.00 (1.20)
Commission**	- NA

Figures in brackets pertain to the previous year

\* Includes the contribution made to taxable portion Employee Provident Fund.

\*\* Commission provided for non executive directors ₹272.60Lakhs (PY - ₹ 278.11 Lakhs)

#### 42 EARNINGS PER SHARE

Earning Per Share is calculated by dividing the profit attributable to the equity shareholders by the weighted average number of equity shares outstanding during the year. Calculations for basic and diluted earnings per equity share are as stated below.

##### a. Basic Earning Per Share

₹ in Lakhs

Particulars	For the year ended March 31, 2026	For the year ended March 31, 2025
<b>Numerator for Basic Earnings Per Share</b>		
Net Profit after tax for the year (a)	17,999.91	18,611.44
<b>Denominator for Basic Earnings Per Share</b>		
Total number of shares outstanding at the end of the year	5,11,44,052	5,11,36,418
Total weighted average number of shares for Basic Earnings per Share (b)	5,11,41,556	5,11,31,827
Basic Earnings Per Share [(a) / (b)] (In ₹)	35.20	36.40
Face value per share (In ₹)	2.00	2.00

##### b. Diluted Earning Per Share

₹ in Lakhs

Particulars	For the year ended March 31, 2026	For the year ended March 31, 2025
<b>Numerator for Diluted Earnings Per Share</b>		
Net Profit after tax for the year (a)	17,999.91	18,611.44
<b>Denominator for Diluted Earnings Per Share</b>		
Weighted average number of shares (b)	5,11,41,556	5,11,31,827
Add: weighted average number of potentially diluted equity shares arising out of grant of ESOP (c)	64,339	62,106
Total number of weighted average number of shares outstanding at the end of the year for diluted earning per share (d) = (b)+(c)	5,12,05,895	5,11,93,933
Diluted Earnings Per Share [(a) / (d)] (In ₹)	35.15	36.35
Face value per share (In ₹)	2.00	2.00

**43 CONSUMPTION OF IMPORTED/ INDIGENOUS MATERIALS**

₹ in Lakhs

Particulars	For the year ended March 31, 2026		For the year ended March 31, 2025	
	Percentage	Value	Percentage	Value
<b>Raw Materials</b>				
Imported	22.70%	17,248.65	24.55%	19,647.42
Indigenous	77.30%	58,738.15	75.45%	60,369.09
<b>Total</b>	<b>100.00%</b>	<b>75,986.80</b>	<b>100.00%</b>	<b>80,016.51</b>
<b>Stores and Spares</b>				
Imported	0.37%	8.78	0.22%	5.19
Indigenous	99.63%	2,358.28	99.78%	2,352.17
<b>Total</b>	<b>100.00%</b>	<b>2,367.06</b>	<b>100.00%</b>	<b>2,357.36</b>

**44 VALUE OF IMPORTS CALCULATED ON C.I.F. BASIS**

₹ in Lakhs

Particulars	For the year ended March 31, 2026	For the year ended March 31, 2025
Raw Materials	12,914.80	16,190.10
Stores and Spares	10.08	8.79
Capital Goods	685.14	232.88
<b>Total</b>	<b>13,610.02</b>	<b>16,431.77</b>

**45a EXPENDITURE IN FOREIGN CURRENCY**

₹ in Lakhs

Particulars	For the year ended March 31, 2026	For the year ended March 31, 2025
i. Other Finance Charges	13.54	31.17
ii. Other Expenses		
Commission on Sales	95.31	111.52
Professional Charges	28.77	22.34
Miscellaneous Expenses	9.51	11.03
	<b>133.59</b>	<b>144.89</b>
<b>Total - (i) + (ii)</b>	<b>147.13</b>	<b>176.06</b>

**45b EARNINGS IN FOREIGN CURRENCY**

₹ in Lakhs

Particulars	For the year ended March 31, 2026	For the year ended March 31, 2025
Export of Goods at F.O.B. value	31,860.63	34,308.62
<b>Total</b>	<b>31,860.63</b>	<b>34,308.62</b>

**46 FINANCIAL RATIOS**

Ratio	Numerator	Denominator	FY 2025-26	FY 2024-25	% Variance	Reason for variance (above 25%)
(a) Current Ratio (in times)	Total Current Assets	Total Current Liabilities	<b>3.12</b>	2.57	21%	
(b) Debt-Equity Ratio (in times)	Debt consists of borrowings and lease liabilities.	Total Equity	<b>0.00</b>	0.00	0%	
(c) Debt Service Coverage Ratio (in times)	Earning for Debt Service = Net profit after tax + Non-cash operating expenses + Interest + Other adjustments	"Debt service = Interest and lease payments + Principal repayments"	<b>44.79</b>	103.88	(57%)	<b>Unfavourable</b> - Decreased due to repayment of Borrowings and also due to decrease in Profits as compare to Previous Year.
(d) Return on Equity Ratio (in %)	Net Profit After Tax	Average Total Equity	<b>12.26%</b>	13.94%	(12%)	-
(e) Inventory Turnover Ratio (in times)	Cost of Goods Sold	Average Inventories	<b>8.97</b>	7.71	16%	-
(f) Trade Receivables Turnover Ratio (in times)	Sales Turnover (Gross)	Closing Trade Receivables	<b>7.54</b>	7.69	(2%)	-
(g) Trade Payables Turnover Ratio (in times)	Purchases	Closing Trade Payables	<b>6.81</b>	6.19	10%	-
(h) Net Capital Turnover Ratio (in times)	Sales Turnover	Average Working Capital	<b>3.59</b>	5.15	(30%)	<b>Unfavourable</b> -decrease due to increase in current assets (Investments & Revenue advances) as compared to previous year and also due to decrease in Sales as compare to Previous year.
(i) Net Profit Ratio (in %)	Net Profit after tax	Sales Turnover	<b>11.91%</b>	12.02%	(1%)	-
(j) Return on Capital Employed (in %)	Earning Before Interest & Tax	Capital Employed	<b>14.98%</b>	16.69%	(10%)	-
(k) Return on Investment. (in %)	Earning Before Interest & Tax	Average Total Assets	<b>13.28%</b>	14.81%	(10%)	-

**47 INCOME TAXES**

- a. Reconciliation of the tax expense to the amount computed by applying the statutory income tax rate to the profit before taxes is summarized below: ₹ in Lakhs

Particulars	For the year ended March 31, 2026	For the year ended March 31, 2025
<b>Accounting Profit Before Tax</b>		
Business Income	24,346.72	24,864.18
Capital Gain	-	-
Tax rate - Corporate Tax	25.17%	25.17%
- Capital Gains Tax	25.17%	25.17%
Computed income tax expense	6,127.34	6,257.57
Non deductible expenses for tax purposes	201.23	151.67
Income excluded from tax	(59.59)	(152.00)
Taxable Income not credited to Profit & Loss	61.57	-
Adjustment in respect of current income tax of previous years	16.26	(4.50)
<b>Total Income Tax Expense</b>	<b>6,346.81</b>	<b>6,252.74</b>

- b. Significant components of Deferred Tax Assets and Liabilities for the year ended March 31, 2026 ₹ in Lakhs

Particulars	As At April 1, 2025	Deferred tax expense/ (income) recognized in Statement of Profit and Loss	Deferred tax expense/ (income) recognized in OCI Statement	As At March 31, 2026
<b>Deferred Tax Assets (A)</b>				
Impact of Ind AS 116-Leases	7.57	(2.01)	-	5.56
Expenses allowable on payment basis	313.61	26.09	15.10	354.80
Other items giving rise to temporary differences	226.30	(25.62)	-	200.68
<b>Sub total</b>	<b>547.48</b>	<b>(1.54)</b>	<b>15.10</b>	<b>561.04</b>
<b>Deferred Tax Liabilities (B)</b>				
Depreciation on Property Plant and Equipment for Tax Purpose	9,357.05	1,019.55	-	10,376.60
Fair value gain on Mutual Fund Investment	-	14.85	-	14.85
Cash Flow Hedging Reserve	(9.05)	-	11.00	1.95
<b>Sub total</b>	<b>9,348.00</b>	<b>1,034.40</b>	<b>11.00</b>	<b>10,393.40</b>
<b>Net Deferred Tax Liability (B)-(A)</b>	<b>8,800.52</b>	<b>1,035.94</b>	<b>(4.10)</b>	<b>9,832.36</b>

- c. Significant component of Deferred Tax Assets and Liabilities for the year ended March 31, 2025 ₹ in Lakhs

Particulars	As At April 1, 2024	Deferred tax expense/ (income) recognized in Statement of Profit and Loss	Deferred tax expense/ (income) recognized in Statement of OCI	As At March 31, 2025
<b>Deferred Tax Assets (A)</b>				
Impact of Ind AS 116-Leases	6.44	1.13	-	7.57
Expenses allowable on payment basis	284.81	(8.00)	36.80	313.61
Other items giving rise to temporary differences	126.02	100.28	-	226.30
<b>Sub total</b>	<b>417.27</b>	<b>93.40</b>	<b>36.80</b>	<b>547.48</b>
<b>Deferred Tax Liabilities (B)</b>				
Depreciation on Property Plant and Equipment for Tax Purpose	7,786.66	1,570.39	-	9,357.05
Cash Flow Hedging Reserve	0.25	-	(9.30)	(9.05)
<b>Sub total</b>	<b>7,786.91</b>	<b>1,570.39</b>	<b>(9.30)</b>	<b>9,348.00</b>
<b>Net Deferred Tax Liability (B)-(A)</b>	<b>7,369.64</b>	<b>1,476.99</b>	<b>(46.10)</b>	<b>8,800.52</b>

## 48 Leases

### Leases as lessee

The Company enters into lease contracts primarily for the purpose of taking office spaces, storage server, Sheds and Machinery on lease to conduct its business in the ordinary course. The Company has elected not to apply the requirements of Ind AS 116 to short-term leases and certain leases for which the underlying asset is of low value.

(i) For the maturity analysis of contractual undiscounted cash flow (refer note 49.3)

### (ii) Amounts recognised in the statement of Profit and Loss

₹ in Lakhs

Particulars	For the year ended March 31, 2026	For the year ended March 31, 2025
Rent expense relating to short term leases	206.99	205.33
Rent expense relating to low value assets	1.66	3.20
Amortisation of right-of-use of assets	97.15	98.99
Interest on lease liability	13.20	18.61

### (iii) Carrying amounts of lease liabilities and the movement during the year is as follows:

₹ in Lakhs

Particulars	For the year ended March 31, 2026	For the year ended March 31, 2025
<b>Opening balance</b>	<b>192.19</b>	253.06
Addition	-	-
Accretion of interest	13.20	18.61
Payments	(86.54)	(79.48)
<b>Closing balance</b>	<b>118.85</b>	192.19
Current	79.73	73.34
Non-current	39.12	118.85

## 49 Financial and Other Derivative Instruments

Refer note 1 (m), (n) and (o) for accounting policies on Financial Instruments.

### 49.1 Capital Management

The Company manages its capital to ensure that it will be able to continue as a Going Concern while maximizing the return to stakeholders through optimization of the Debt and Equity Balance.

Management monitors the return on capital as well as the level of dividends to shareholders.

### The Gearing ratio at the end of the reporting year

₹ in Lakhs

Particulars	As At March 31, 2026	As At March 31, 2025
A. Debt	118.85	552.64
B. Cash and Cash Equivalents	9,415.34	4,877.87
<b>C. Net Debt (A-B)</b>	<b>(9,296.49)</b>	(4,325.23)
D. Total Equity	1,53,336.84	1,40,248.44
<b>E. Gearing Ratio (C/D)</b>	<b>(0.06) times</b>	(0.03) times

The Company manages its capital structure and makes adjustments to it in the light of changes in economic conditions and the requirements of the financial covenants. The Company monitors capital by computing the above ratio on an annual basis and ensuring that the same is in compliance with the requirements of the financial covenants.

### Total Debt to EBITDA ratio at the end of the reporting year

₹ in Lakhs

Particulars	As At March 31, 2026	As At March 31, 2025
A.Total Debt	118.85	552.64
B.EBITDA	31,629.58	32,088.60
<b>Total Debts to EBITDA (A/B)</b>	<b>0.00 times</b>	0.02 times

Total Debt service coverage ratio at the end of the reporting year - refer note. 46 (c)

Total Debt to Tangible Net worth ratio at the end of the reporting year

₹ in Lakhs

Particulars	As At March 31, 2026	As At March 31, 2025
A. Total Debts	118.85	552.64
B. Tangible Net Worth	1,53,046.18	1,39,935.95
<b>Total Debt to Tangible Net Worth (A/B)</b>	<b>0.00 times</b>	0.00 times

#### 49.2 Financial instruments by category

₹ in Lakhs

Particulars	As At March 31, 2026				
	FVTPL	FVOCI	Amortized cost	Carrying value	Fair value
<b>Financial Assets</b>					
Investment	5,058.96	-	-	-	5,058.96
Trade Receivables	-	-	23,049.50	23,049.50	-
Cash and Cash Equivalents	-	-	9,415.34	9,415.34	-
Other Bank Balances	-	-	10,754.96	10,754.96	-
Deposits	-	-	2,805.62	2,805.62	-
Loans	-	-	10.19	10.19	-
Other Financial Assets	-	-	329.03	329.03	-
<b>Total</b>	<b>5,058.96</b>	<b>-</b>	<b>46,364.64</b>	<b>46,364.64</b>	<b>5,058.96</b>
<b>Financial Liabilities</b>					
Lease Liability	-	-	118.85	118.85	-
Trade Payables	-	-	15,120.76	15,120.76	-
Derivative Liability	-	133.74	-	-	133.74
Other Financial Liabilities	-	-	4,312.82	4,312.82	-
<b>Total</b>	<b>-</b>	<b>133.74</b>	<b>19,552.43</b>	<b>19,552.43</b>	<b>133.74</b>

#### Financial instruments by category

₹ in Lakhs

Particulars	As At March 31, 2025				
	FVTPL	FVOCI	Amortized cost	Carrying value	Fair value
<b>Financial Assets</b>					
Trade Receivables	-	-	23,064.82	23,064.82	-
Cash and Cash Equivalents	-	-	4,877.87	4,877.87	-
Other Bank Balances	-	-	15,527.71	15,527.71	-
Deposits	-	-	398.15	398.15	-
Loans	-	-	19.85	19.85	-
Other Financial Assets	-	-	348.17	348.17	-
<b>Total</b>	<b>-</b>	<b>-</b>	<b>44,236.57</b>	<b>44,236.57</b>	<b>-</b>
<b>Financial Liabilities</b>					
Borrowings	-	-	360.45	360.45	-
Lease Liability	-	-	192.19	192.19	-
Trade Payables	-	-	17,723.36	17,723.36	-
Derivative Liability	-	34.78	-	-	34.78
Other Financial Liabilities	-	-	4,430.27	4,430.27	-
<b>Total</b>	<b>-</b>	<b>34.78</b>	<b>22,706.27</b>	<b>22,706.27</b>	<b>34.78</b>

### i) Fair value hierarchy

The fair value of financial instruments as referred to in the note above have been classified into three categories, depending on the inputs used in the valuation technique. An explanation of each level is given below the table. ₹ in Lakhs

Financial Assets and Liabilities measured at fair value - recurring fair value measurements	Level 1	Level 2	Level 3	Total
<b>Current Investments in Mutual Fund</b>				
March 31, 2026	-	5,058.96	-	5,058.96
March 31, 2025	-	-	-	-
<b>Derivatives designated as Hedges</b>				
<b>Derivative Assets</b>				
March 31, 2026	-	-	-	-
March 31, 2025	-	-	-	-
Financial Assets and Liabilities measured at fair value - recurring fair value measurements	Level 1	Level 2	Level 3	Total
<b>Derivatives designated as Hedges</b>				
<b>Derivative Liability</b>				
March 31, 2026	-	133.74	-	133.74
March 31, 2025	-	34.78	-	34.78

Level 1: Level 1 hierarchy includes financial instruments measured using quoted prices.

Level 2: The fair value of financial instruments that are not traded in an active market is determined using valuation techniques which maximize the use of observable market data and rely as little as possible on entity-specific estimates. If all significant inputs required to determine fair value of an instrument are observable, the instrument is included in Level 2.

Level 3: If one or more of the significant inputs is not based on observable market data, the instrument is included in level 3.

### ii) Valuation technique used to determine fair value

Specific valuation techniques used to value financial instruments include:

-The fair value of forward foreign exchange contracts is determined using forward exchange rates received from the bank at the Balance Sheet date.

### iii) Valuation process

The finance department of the Company includes a team that performs the valuations of assets and liabilities required for financial reporting purposes, including level 3 fair values.

### iv) Fair value of financial assets and liabilities measured at amortized cost

The carrying amounts of trade receivables, deposits, loans, cash and cash equivalents, other financial assets, trade payables, borrowings and other financial liabilities are considered to be the same as their fair values, due to their short-term nature.

### v) Fair value of financial assets and liabilities measured at fair value through profit and loss

The carrying amount of current Investments in Mutual Fund are measured at fair value through profit and loss.

## 49.3 Financial Risk Management

### Policies and Objectives

The Company, in the course of its business, is exposed to a variety of financial risks, viz. market risk, credit risk and liquidity risk, which can adversely impact its financial performance. It is the Company's endeavour to foresee the unpredictability of financial markets and seek to minimize potential adverse effects on its financial performance. The Company has a risk management policy that not only covers the foreign exchange risk but also other risks such as interest rate risk and credit risk which are associated with financial assets and liabilities. The risk management policy of the Company is approved by its board of Directors. The risk management framework focuses on actively securing the Company's short to medium term cash flows by minimizing the exposure to financial markets.

Presented below is a description of our risks (market risk, credit risk and liquidity risk) together with a sensitivity analysis, performed annually, of each of these risks, based on selected changes in market rates and prices. These analyses reflect the management's view of changes which are reasonably possible to occur over a one year period. In the event of crisis caused due to external factors, the management assesses the recoverability of its assets, maturity of its liabilities to factor it in the cash flow forecast to ensure that there is enough liquidity in the system through internal and external source of funds. These forecasts and assumptions are reviewed by the board of Directors.

### Market risk

Market risk is the risk of any loss in future earnings, in realizable fair values or in future cash flows that may result from a change in the price of a financial instrument. The value of a financial instrument may change as a result of changes in the interest rates, foreign currency exchange rates, equity price fluctuations, liquidity and other market changes. Future specific market movements cannot be normally predicted with reasonable accuracy.

The objective of market Risk management is to manage and control market risk exposures within acceptable parameters, while optimising the return.

**Foreign currency exchange rate risk:**

The fluctuation in foreign currency exchange rates may have a potential impact on the Statement of Profit and Loss and Equity. This arises from transactions entered into in foreign currency and assets/liabilities which are denominated in a currency other than the functional currency of the Company.

A majority of the Company's foreign currency transactions are denominated in US Dollars (USD). Other foreign currency transactions entered into by the Company are in EURO. However, the size of these transactions is relatively small in comparison to the US dollar transactions. Thus, the foreign currency sensitivity analysis has only been performed in relation to the US Dollar (USD).

The Company evaluates the impact of foreign exchange rate fluctuations by assessing its exposure to exchange rate risks. Further, in accordance with its risk management policy, the Company hedges its risks to the extent of at least 80% by using derivative financial instruments. The use of these instruments facilitates the management of transactional exposures to exchange rate fluctuations because the gains or losses incurred on the derivative instruments will offset, in whole or in part, losses or gains on the underlying foreign currency exposure.

**Details of foreign currency exposure at the end of the reporting year are as follows:**

- a. **Derivative Contracts entered into by the Company are for hedging foreign currency risks. The following contracts have remained outstanding:** ₹ in Lakhs

Particulars	Foreign Currency	As At March 31, 2026		As At March 31, 2025	
		Amount In Foreign currency	Amount in Indian Rupees	Amount In Foreign currency	Amount in Indian Rupees
Forward Contracts for firm commitment for Export Trade	USD	49.801	4,567.75	72.15	5,994.78
	EURO	1.04	109.76	4.47	401.16
Forward Contracts for firm commitment for Import Trade	USD	5.20	506.07	24.50	2,161.64

- b. **Exposures in Foreign Currency:** ₹ in Lakhs

Particulars	Foreign Currency	As At March 31, 2026			As At March 31, 2025		
		Exchange Rate	Amount In Foreign currency	Amount in Indian Rupees	Exchange Rate	Amount In Foreign currency	Amount in Indian Rupees
<b>I. Assets</b>							
Trade Receivables	USD	91.72	27.79	2,548.45	83.09	47.46	3,943.39
	EURO	105.63	2.80	295.97	89.68	2.37	212.73
Balance with Bank	USD	91.72	5.42	496.88	83.09	14.98	1,244.41
	USD	91.72	49.80	4,567.75	83.09	72.15	5,994.78
Hedged by Derivative Contracts*	EURO	105.63	1.04	109.76	89.68	4.47	401.16
	EURO	105.63	1.76	186.20	-	-	-
<b>II. Liabilities</b>							
Trade Payables	USD	97.41	3.08	299.92	88.23	0.06	5.69
Other Financial Liabilities- Capital Creditors	EURO	112.19	-	-	95.25	0.27	25.37
Export Commission Payable	USD	97.41	0.85	82.79	88.23	0.65	57.48
<b>Total Payables</b>	USD	97.41	3.93	382.71	88.23	0.72	63.17
	EURO	112.19	-	-	95.25	0.27	25.37
Unhedged Payables	USD	97.41	0.88	85.30	88.23	0.72	63.17
	EURO	112.19	-	-	95.25	0.27	25.37

\* Under Assets, Hedged by Derivative Contracts includes Balance with Bank - EEFC Accounts having foreign currency of USD 5.42 (previous year -USD 14.98)

- c. The Company also designates certain hedges, usually for large transactions, as cash flow hedges under hedge accounting, with the objective of shielding the exposure from variability in cash flows. The currency, amount and tenure of such hedges are generally matched to the underlying transaction(s). Changes in the fair value of the effective portion of cash flow hedges are recognized as cash flow hedging reserve in Other Comprehensive Income. While the probability of such hedges becoming ineffective is very low, the ineffective portion, if any, is immediately recognized in the Statement of Profit and Loss. The movement in the cash flow hedging reserve in respect of designated cash flow hedges is summarized below :

₹ in Lakhs

Particulars	As At	
	March 31, 2026	March 31, 2025
<b>Balance at the beginning of the year</b>	<b>(26.88)</b>	0.76
Gain/Loss arising on changes in the fair value of designated portion of hedging instruments entered into for cash flow hedge:		
Forward foreign exchange contract	<b>43.71</b>	(36.94)
Less: Deferred tax relating to above	<b>(11.00)</b>	9.30
<b>Balance at the end of the year</b>	<b>5.83</b>	(26.88)

### Foreign Currency sensitivity analysis

An appreciation/ (depreciation) of 5% in USD rates with respect to INR would result in increase/ (decrease) in the Company's net profit before tax for the year ended March 31, 2026 and comparison for the year ended March 31, 2025 is explained below:

₹ in Lakhs

Particulars	For the year ended		For the year ended	
	March 31, 2026		March 31, 2025	
	5%	(-5%)	5%	(-5%)
Trade Receivables	<b>127.42</b>	<b>(127.42)</b>	197.17	(197.17)
Trade Payable	<b>(15.00)</b>	<b>15.00</b>	(0.28)	0.28
Forward Cover Exports	<b>(228.39)</b>	<b>228.39</b>	(299.74)	299.74
Forward Cover Imports	<b>25.30</b>	<b>(25.30)</b>	108.08	(108.08)
Balance with Bank	<b>24.84</b>	<b>(24.84)</b>	62.22	(62.22)
Others Liabilities	<b>(4.14)</b>	<b>4.14</b>	(2.87)	2.87
	<b>(69.97)</b>	<b>69.97</b>	64.57	(64.57)

The Forward exchange contract entered into by the Company and outstanding are as under :-

₹ in Lakhs

As at	No. of Contract	Type	Amount in Foreign Currency	Amount in INR	MTM
March 31, 2026	<b>2</b>	<b>Buy - USD</b>	<b>5.20</b>	<b>494.38</b>	<b>(15.55)</b>
	<b>51</b>	<b>Sell - USD</b>	<b>49.80</b>	<b>4,756.80</b>	<b>147.03</b>
	<b>6</b>	<b>Sell - EUR</b>	<b>1.04</b>	<b>115.04</b>	<b>2.19</b>
March 31, 2025	1	Buy - USD	24.50	2,098.14	3.00
	28	Sell - USD	72.15	6,194.46	1.03
	9	Sell - EUR	4.47	418.81	0.16

### Interest rate risk

Interest rate risk is measured by using the cash flow sensitivity for changes in variable interest rates. Any movement in the reference rates could have an impact on the Company's cash flows as well as costs.

The Company has borrowed through financial instruments such as working capital loans. The Company is subject to variable interest rates on some of these interest bearing liabilities.

The risk estimated provided assume a parallel shift of 50 basis points interest rates across all yield curves. This calculation also assumes that the change occurs at the balance sheet date and has been calculated based on risk exposure's outstanding as at that date. The year end balances are not necessarily representative of the average debt outstanding during the year.

The following table provides a break-up of the Company's fixed and floating rate borrowings:

₹ in Lakhs

Particulars	Amount as at March 31, 2026	Amount as at March 31, 2025
Floating rate borrowings	-	360.45
<b>Total borrowings</b>	<b>-</b>	<b>360.45</b>

### Interest rate sensitivity

For floating rate liabilities, the analysis is prepared assuming the amount of the liability outstanding at the end of the reporting period was outstanding for the whole year. Based on the composition of net debt, a 50 basis points increase / decrease in interest rates over the 12 month period would increase/ decrease the Company's net finance expense explained as below:

₹ in Lakhs

Particulars	For the year ended March 31, 2026		For the year ended March 31, 2025	
	0.5%	(-0.5%)	0.5%	(-0.5%)
Cash Credit	-	-	1.80	(1.80)
<b>Total</b>	<b>-</b>	<b>-</b>	<b>1.80</b>	<b>(1.80)</b>

### Investment risk

The Company is mainly exposed to the price risk due to its investment in mutual funds. The price risk arises due to uncertainties about the future market values of these investments.

In order to manage its price risk arising from investments in mutual funds, the Company diversifies its portfolio in accordance with the limits set by the risk management policies.

### Investment risk Sensitivity

The table below summarises the impact of increases/(decreases) of 0.25% increase in price of mutual fund.

₹ in Lakhs

Particulars	For the year ended March 31, 2026		For the year ended March 31, 2025	
	0.25%	(-0.25%)	0.25%	(-0.25%)
Mutual Fund	12.65	(12.65)	-	.

### Credit risk

Credit risk is the risk of financial loss arising from counterparty failure to repay or service debt according to the contractual terms or obligations. Credit risk encompasses both the direct risk of default and the risk of deterioration of creditworthiness as well as concentration risks.

Financial instruments that are subject to concentration of credit risk, principally consist of Trade Receivables and Loans.

The Company continuously monitors defaults of customers and other counterparties and incorporates this information into its credit risk controls. The Company's policy is to deal only with creditworthy counterparties. The Company's management considers that all the Financial Assets are of good credit quality, including those that are past due. A majority of the customers have been transacting with the Company over a long period of time and none of these customers' balances have been written off or credit impaired at the reporting date.

In respect of receivables other than Trade Receivables, the Company's exposure to any significant credit risk exposure to any single counter party or any groups of counter parties having similar characteristics is considered to be negligible. The credit risk for liquid funds and other short-term Financial Assets is considered negligible, since the counter parties are reputed banks with high quality external credit ratings.

The derivatives contracts are entered into with reputed banks with high quality credit ratings.

The Company's exposure to credit risk is limited to the carrying amount of Financial Assets recognized at the Balance Sheet date.

The Company evaluates the concentration of risk with respect to trade receivable as low, as its customer are located in several jurisdictions and industries and operate in a largely independent market.

The maximum exposure to credit risk for trade and other receivables by geographic region is as given below:

₹ in Lakhs

Particulars	Carrying amount	
	As At March 31, 2026	As At March 31, 2025
Within India	20,199.94	18,992.11
Outside India	2,849.56	4,072.71
<b>Total</b>	<b>23,049.50</b>	<b>23,064.82</b>

### Expected Credit Loss Assessment

Based on the industry practices and the business environment in which the entity operates, management considers that the trade receivables and loans are in default (credit impaired) if the payments are more than 365 days past due. However as per the history of the Company, none of the customers fell in the aforesaid category during the year ended March 31, 2026 and year ended March 31, 2025.

### Liquidity risk

Liquidity risk refers to the risk that the Company cannot meet its financial obligations. The objective of liquidity risk management is to maintain sufficient liquidity and ensure that funds are available for use as per requirements.

The Company has obtained fund and non-fund based working capital lines from various banks. The Company invests its surplus funds in bank fixed deposits which carry no mark to market risk.

The following tables detail the remaining contractual maturities at the end of the reporting period of the Company, which are based on contractual and undiscounted cash flows and the earliest date the Company can be required to pay. The Company manages liquidity risk by maintaining adequate reserves, banking facilities and reserve borrowing facilities, by continuously monitoring forecast and actual cash flows and matching the maturity profiles of financial assets and liabilities.

### Contractual cash flows

As at March 31, 2026	Carrying amount	Contractual amount	0-1 year	1-5 years	More than 5 years
<b>Non-Derivative Financial Liabilities</b>					
Lease Liabilities	118.85	-	79.73	39.12	-
Trade Payables	-	15,120.76	15,120.76	-	-
Other Payables	-	4,312.82	4,312.82	-	-
<b>Total</b>	<b>118.85</b>	<b>19,433.58</b>	<b>19,513.31</b>	<b>39.12</b>	<b>-</b>
As at March 31, 2025	Carrying amount	Contractual amount	0-1 year	1-5 years	More than 5 years
<b>Non-Derivative Financial Liabilities</b>					
Secured/ Unsecured from Bank-Working Capital	-	360.45	360.45	-	-
Lease Liabilities	192.19	-	73.34	118.85	-
Trade Payables	-	17,723.36	17,723.36	-	-
Other Payables	-	4,430.27	4,430.27	-	-
<b>Total</b>	<b>192.19</b>	<b>22,514.08</b>	<b>22,587.42</b>	<b>118.85</b>	<b>-</b>

The Company also monitors the level of expected cash inflows on trade and other receivables together with expected cash outflows on trade and other payables.

This excludes the potential impact of extreme circumstances that cannot reasonably be predicted, such as natural disasters.

### Collateral

The Company has pledged part of its Trade Receivables, Inventories, Cash & Bank Balance and Current Assets in order to fulfil certain collateral requirements for the banking facilities extended to the Company. There is obligation to return the securities to the Company once these banking facilities are surrendered (Refer note 3.2)

50. The Company does not have any transactions with companies struck off under section 248 of the Companies Act, 2013 or section 560 of the Companies Act, 1956.

51. There is no income surrendered or disclosed as income during the current or previous year in the tax assessments under the Income Tax Act, 1961, that has been recorded in the books of accounts.
52. The Company does not have any benami property, where any proceeding has been initiated or pending against the Company for holding any benami property.
53. The Company does not have any transaction which is not recorded in the books of accounts that has been surrendered or disclosed as income during the year in the tax assessments under the Income Tax Act, 1961 (such as, search or survey or any other relevant provisions of the Income Tax Act, 1961).
54. The Company has not revalued its property, plant and equipment (including right-of-use assets) or intangible assets or both during the current or previous year.
55. The Company has not traded or invested in crypto currency or virtual currency during the current year or previous year.
56. The Company has not advanced or loaned or invested funds to any other person(s) or entity(ies), including foreign entities (Intermediaries) with the understanding that the Intermediary shall:
  - a. directly or indirectly lend or invest in other persons or entities identified in any manner whatsoever by or on behalf of the company (Ultimate Beneficiaries) or
  - b. provide any guarantee, security or the like to or on behalf of the Ultimate Beneficiaries.
57. The Company has not received any fund from any person(s) or entity(ies), including foreign entities (Funding Party) with the understanding (whether recorded in writing or otherwise) that the Company shall:
  - a. directly or indirectly lend or invest in other persons or entities identified in any manner whatsoever by or on behalf of the Funding Party (Ultimate Beneficiaries) or
  - b. provide any guarantee, security or the like on behalf of the Ultimate Beneficiaries.
58. The Company has borrowings from banks and financial institutions on the basis of security of current assets. The quarterly returns or statements of current assets filed by the Company with banks and financial institutions are in agreement with the books of accounts.
59. The Company has not been declared wilful defaulter by any bank or financial institution or government or any government authority.
60. The Company has not entered into any scheme of arrangement which has an accounting impact on the current year or the previous financial year.
61. The Government of India has consolidated 29 existing labour legislations into a unified framework comprising four labour codes viz the Code on Wages, 2019, the Code on Social Security, 2020, the Industrial Relations Code, 2020, and the Occupational Safety, Health and Working Conditions Code, 2020 (collectively referred to as the "Codes"). The Codes have been made effective from November 21, 2025. The Ministry of Labour & Employment published draft Central Rules and FAQs to enable assessment of the financial impact due to changes in regulations. The incremental impact of these changes, assessed by the Company, on the basis of the information available, consistent with the guidance provided by the Institute of Chartered Accountants of India and based on an actuarial valuation carried out, is not material and has been recognised in the financial results of the Company for the quarter ended December 31, 2025 and year ended March 31, 2026.

The Company continues to monitor the developments pertaining to Labour Codes and will evaluate the impact if any on the measurement of liability pertaining to employee benefits once Central / State Rules are notified by the Government on all aspects of the Codes.
62. The Company's Financial Statements were approved and authorized for issue by its Board of Directors on May 05, 2026.
63. Previous year's figures, wherever necessary, have been regrouped/ reclassified to conform to the current year's presentation. Figures in brackets, unless specified, represent previous year's figures.

As per our Report of even date attached

For **N. M. RAIJI & CO.**  
Chartered Accountants  
Firm Registration No. 108296W

**VINAY D. BALSE**  
Partner  
Membership No. 039434  
**Place** : Mumbai  
**Dated** : May 5, 2026

**KANCHAN A. SHINDE**  
Chief Financial Officer

**CHINTAMANI D. THATTE**  
General Manager (Legal)  
and Company Secretary

**KIRAT M. PATEL**  
Executive Director

**Place** : Mumbai  
**Dated** : May 5, 2026

For and on behalf of Board of Directors  
of **ALKYL AMINES CHEMICALS LIMITED**

**YOGESH M. KOTHARI**  
Chairman and Managing Director



## CORPORATE SOCIAL RESPONSIBILITY INITIATIVES



*Cervical Cancer Vaccination Programme - Kurkumbh, Maharashtra*



*Teachers training at Patalganga by Navi Mumbai Science Foundation*



*Support towards Foundational Learning for 184 Rural Students through the Shikshan Samruddhi Kendra Initiative, Patalganga, Maharashtra*



*Construction of two class rooms at ZP School, Goladara – Dahej, Gujarat*



*Remedial support centers across Dharavi, Kalina, and Andheri, Mumbai, impacting 500 school-going children annually*



*Donated Garbage Tipper - Jolva, Dahej, Gujarat*