SAVITA
bonds build businesses

Savita Oil Technologies Limited
(Formerly known as 'Savita Chemicals Limited')
Registered Office : 66/67, Nariman Bhavan, Nariman Point, Mumbai 400 021, India
Tel : +91-22-2288 3061-64 Fax : +91-22-2202 9364 E-mail: legal@savita.com

6th September, 2022

BSE Ltd.
Dept. of Corporate Services,
P. J. Towers, Dalal Street,
Mumbai 400 001

Scrip Code: 524667

National Stock Exchange of India Limited
Listing Department,
Exchange Plaza, Bandra Kurla Complex,
Bandra (E), Mumbai 400 051

Symbol: SOTL

Dear Sir/Madam,

Sub: Annual Report of the Company for the Financial Year 2021-22

Pursuant to Regulation 34 of the Securities and Exchange Board of India (Listing Obligations and Disclosure Requirements) Regulations, 2015, please find enclosed herewith the Annual Report of the Company for the financial year 2021-22, which is being already mailed to the Shareholders separately.

We request you to take the same on your record and display on the notice board for information of the members of the Stock Exchange and general public.

Thanking you,

Yours faithfully,
For **Savita Oil Technologies Limited**

SAVITA OIL TECHNOLOGIES LIMITED MUMBAI 21

Uday C. Rege
Company Secretary & Executive VP – Legal
(Compliance Officer)

SAVITA OIL TECHNOLOGIES LIMITED

SAVITA
bonds build businesses

Reliable
Resilient
Sustainable

ANNUAL REPORT
2021-22

Contents

1 CORPORATE OVERVIEW

Reliable. Resilient. Sustainable. 01
About SAVITA 02
5 Attributes that Make us a Reliable and Resilient Brand 04
Our Extensive and Diversified Portfolio 06
Leading Ahead with Consistent Performance 08
Chairman's Message 10
Board of Directors 12
Positively Impacting the Communities 14
Corporate Information 15

2 STATUTORY REPORTS

Notice 16
Report of the Directors to the Members 28
Business Responsibility Report 53
Corporate Governance 62
Management Discussion and Analysis 78

3 FINANCIAL STATEMENTS

Standalone Financial Statements 83
Consolidated Financial Statements 152

To view this report online, please visit:
www.savita.com

Reliable products and services, led by a deep understanding of petroleum chemistry and R&D capabilities to meet the needs of industries and consumers always.

Resilient business model, underpinned by operational excellence, balance sheet strength and effective strategies to grow undeterred.

Sustainable development focus, led by adoption of global best practices to operate safely and responsibly for our people, communities and environment.

At SAVITA, a compelling interplay of these, drive our leadership in a competitive petroleum products industry. In our 61 years of existence, an unwavering focus on these have enabled us to navigate multiple challenges, only to emerge stronger each time while consistently delivering strong performance and creating value for all our stakeholders.

In the last two years of COVID-19, supply chain disruptions and high inflation, when circumstances demanded, we once again rose up to prove our mettle taking inspiration from our past.

We went the extra mile to expedite innovation, ran plants at optimum capacity and reinforced distribution to ensure ready availability of the products. We implemented cost rationalisation and productivity measures, to mitigate the impact of price increases. We maintained sharp focus on stakeholder health and well being and sustainability to deliver value to all.

With markets now reviving, we are all set to rise higher. We are striding ahead on a reliable, resilient and sustainable model to maximise value creation.

About SAVITA

Established by esteemed late Mr. N. K. Mehra in 1961, we are a leading specialty petroleum products company headquartered in Mumbai. We operate four world-class manufacturing facilities across Navi Mumbai and Mahad in Maharashtra and Silvassa in Dadra and Nagar Haveli and Daman and Diu.

Led by an innovation-driven approach, we have established an extensive portfolio of Transformer Oils, Liquid Paraffins, White Oils, Automotive and Industrial Lubricants, Coolants and Greases. Facilitating an 'Atmanirbhar Bharat' for decades, we have been at the forefront of enabling multiple industries where our products find application. Our consistent top-notch quality and supply, makes us a trusted brand for reputed B2B customers in India and globally as well as for B2C consumers.

We hold the reputation of being one of the very few petroleum specialty companies in the world to have invested in green energy, enabled by 53 MW of wind energy capacity.

Leading Manufacturer
in India across the product portfolio

60+ years
Legacy

4
State-of-the-art ISO certified manufacturing plants

NABL Certified
Laboratory

Our Vision

To create value for all stakeholders by developing a diversified portfolio that builds on our core competencies and to do so in an ethical and socially responsible manner.

Our Values

Integrity

To be honest in all our dealings with colleagues, customers, suppliers, shareholders, and all other stakeholders.

Accountability

To recognise and be conscious of our impact on the community that we work in and to positively impact our environment and society.

Performance-Driven

To strive to deliver superior products in the most efficient and effective manner.

Reliability

To be responsive and proactive on meeting commitments, and to be responsible and accountable for the same.

Continuous Improvement

To constantly adapt to customer needs and changing environments and to improve current processes to maximise value.

Simplicity and Humility

To maintain a friendly attitude with all stakeholders and stay true to our belief 'Bonds build Businesses'.

5 Attributes that Make us a Reliable and Resilient Brand

Legacy

We have been in operations for over 60 years, across which we have weathered multiple disruptions to deliver consistent performance. Alongside, we have met the evolving needs of many industries and contributed to the development of the nation and the community.

Optimum and diversified business mix

We are well-positioned with a diversified portfolio across transformer, industrial, auto and non-auto segments. Our products find application across diverse B2B industries and the popular range of SAVSOL branded lubricants, greases and coolants are also sold to retail customers. This insulates us from the risks of customer dependence and provides long-term scalability potential.

Industries where our products are sold

- Power generation and distribution
- Automotive
- Thermoplastic Rubbers
- FMCG
- Plastics
- Pharmaceuticals
- Agriculture
- Refrigeration
- Polymers

Wide distribution reach

We ensure accelerated expansion of industrial distribution through an extensive pan-India network of distributors and retailers. Our products are also sold to global clients across 75+ countries.

Our domestic network

41	20,000	400	1,500
Stock points	Retailers	Distributors	Franchise Dealers

Revenue by product portfolio

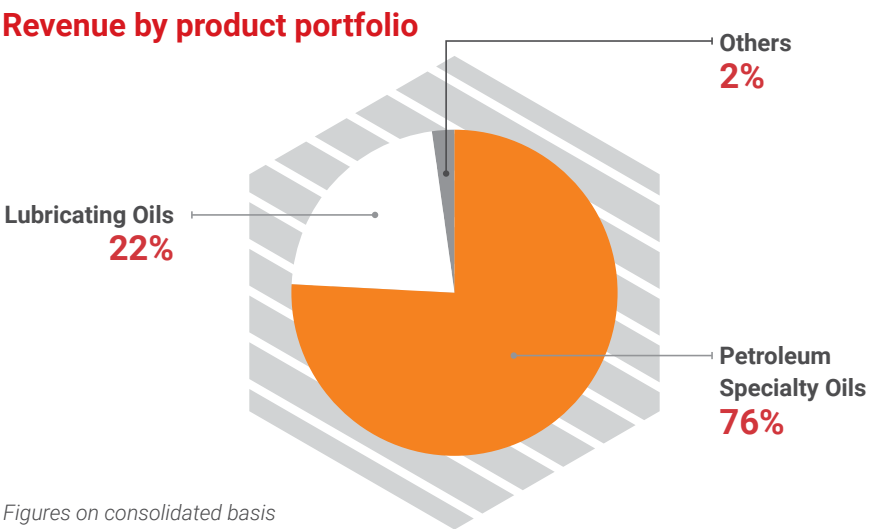

Figures on consolidated basis

R&D and innovation capabilities

Our NABL accredited lab and competent scientists have been a key to our success. It provides a competitive edge in terms of developing differentiated, superior and sustainable products as per the market needs. Through the years, we have leveraged our R&D expertise to consistently increase the share of premium and mid-premium products which have higher margins.

Sustainable operations

Our operations are underpinned by a strong commitment to sustainability. We maintain focus on energy savings and investing in green energy. We have set up 53 MW of wind-power capacity across 18 sites in Maharashtra, Tamil Nadu and Karnataka and have installed 650 KWp of roof-top solar units at our plants. Our Mahad plant treats all discharge through common ETP, and other 3 plants are zero liquid discharge plants. Further, we have adopted best safety practices, which have resulted in an incident-free working environment in the plants.

New products launched in FY 2021-22

- Engine Oil for TREM IV tractors and engine oil for small engines of lawn movers
- Rock Breaker Hydraulic Oil as well as new API CK-4 15W-40 engine oils for CEV IV vehicles
- Long-lasting Hydraulic Oil for over 4500 hrs. of drain interval, introduced as a Genuine Oil after extensive trials
- New coolant for heavy industries use
- Higher grade synthetic two-wheeler oil for higher CC Bikes
- New grade of White Oils to meet stringent specifications for the polymer industry as well as for the textile industry

83.40 million units of Green Energy

Green power generation in FY 2021-22

Manufacturing excellence

We have four state-of-the-art multipurpose manufacturing plants. Equipped with modern infrastructure and complying with international standards, they help us in delivering competitively priced products and highest quality standards.

Our manufacturing edge

- ISO 9001
- ISO 14001
- ISO 17025
- Government Recognised Star Export House
- NSF
- REACH
- National Safety Council Maharashtra Chapter
- UL
- FM Approved Certifications

Our Extensive and Diversified Portfolio

Led by our strong R&D capabilities, we have established a comprehensive portfolio of products in high growth potential areas. Our competitive edge across these portfolios led by their differentiation, superior performance and global quality standard position us attractively to capture larger share in a growing market.

Transformer Oils

These oils are used as an insulating and cooling medium in distribution, power and instrumentation transformers. We offer a wide range under 'TRANSOL' brand, customised as per the specifications of domestic and global customers.

White & Mineral Oils

We manufacture a range of highly refined specialty mineral oil-based products finding application in technical, consumer and pharmaceutical uses. We also offer custom-formulated products for cosmetics, personal care, plastics, pharmaceutical, agriculture and food industries.

Automotive Oils

We offer a wide range of automobile lubricants for both B2B and B2C segments. Our products include Motorcycles and Scooter Engine (4T and 2T) Oils, Passenger Car Motor Oils, Tractors and Farm Oils, Heavy-Duty Diesel Engine Oils, Gear Oils, Power Steering Fluids, Automatic Transmission Fluids, Greases and Coolants. Our B2C brand SAVSOL is amongst the fastest growing lubricant brands in India, with products meeting BS VI emission norms. In the B2B space, we are trusted and preferred supplier partner to leading automotive OEMs.

Our reputation:
The only global manufacturer of mineral, natural and synthetic-ester based transformer oils.

Our reputation:
Amongst top 2 suppliers of White & Minerals Oils in India.

Our reputation:
Leading supplier of Automobile Oils in India.

Industrial Oils

We offer a wide range of industrial lubricants including Hydraulic Oils, Industrial Gear Oils, Refrigeration Compressor Oils, Quenching Oils, Thermic and Heat Exchange Oils, Greases, Metal Working Fluids, etc. We are a trusted partner to industrial OEMs for our high-quality products that deliver excellent lubrication, performance and protection to machines and industrial equipment.

Formulated and Specialty Products

Specialised Waxes and Emulsions

The product offerings under this include Oxidised wax emulsions, Micro-crystalline wax, Polyethylene wax, Oxidised Polyethylene wax and a range of wax emulsions. Wax Emulsions protect coating and ink surfaces for a diverse range of applications.

Cable Filling and Optic Fibre Compounds

We offer a range of cable filling and flooding compounds for copper cables and optic fibre cables which ensure protection against moisture ingress, softness and stability at extreme temperatures. Our products meet the requirements and specifications of national and international customers.

Our reputation:
Leading supplier of Industrial Oils in India.

Our reputation:
Leading supplier of Formulated and Specialty Products in India.

Leading Ahead with Consistent Performance

18.97%
Growth in Petroleum products production volume

46.76%
Growth in Revenue from operations

12.65%
Growth in EBITDA

11.61%
Growth in PAT

Sales volumes
(KL/MT)

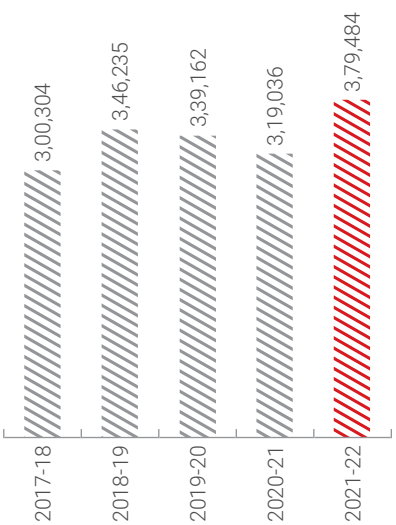

Revenue from operations
(₹ in Crore)

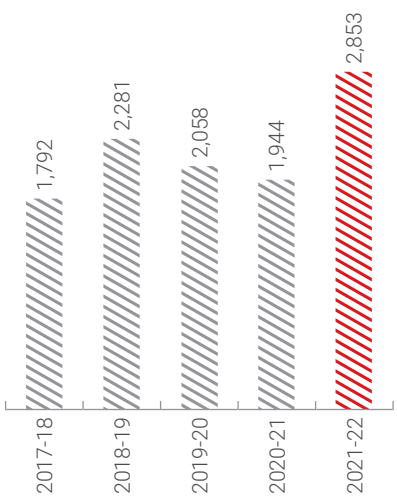

EBITDA (₹ in Crore) & EBITDA Margin (in %)

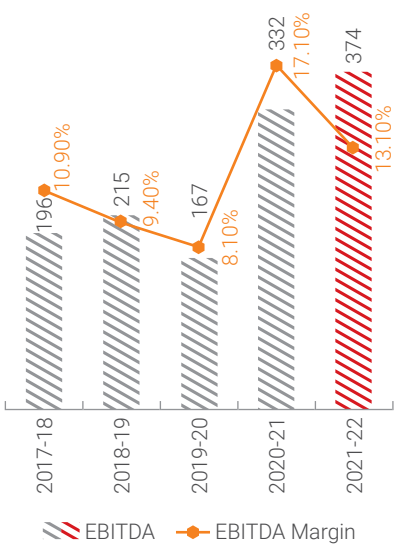

Figures on standalone basis

PAT (₹ in Crore) & Pat margin (in %)

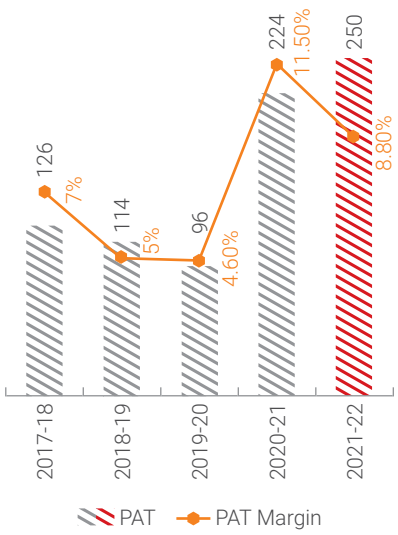

Net worth
(₹ in Crore)

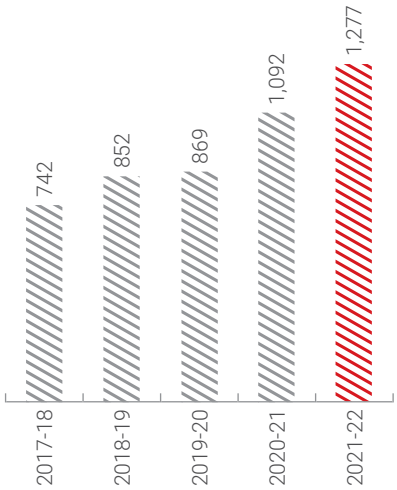

Earnings per share
(₹)

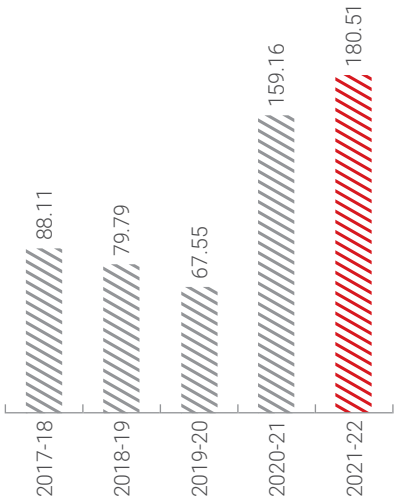

ROE
(%)

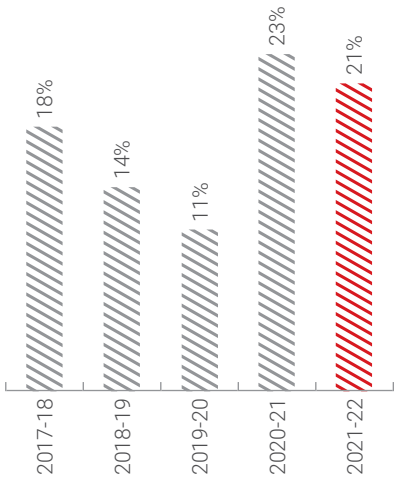

ROCE
(%)

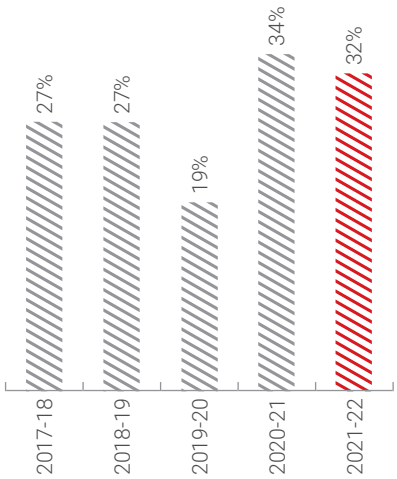

Market capitalisation
(₹ in Crore)

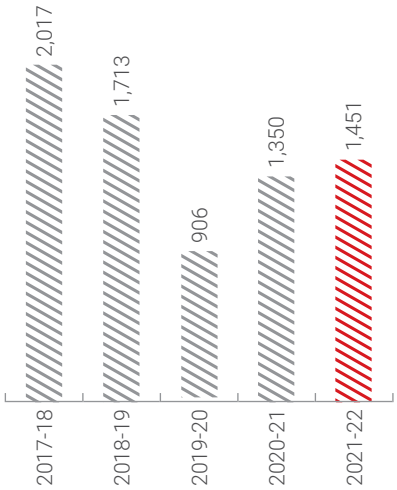

Figures on standalone basis

Chairman's Message

Dear Shareholders,

It is my pleasure to connect with you again and report the progress of your Company. The last two years were indeed unpredictable. No one could predict as to how things would turn, or markets would behave. While COVID-19 is widely believed to be in the endemic stage, the onset of war in Ukraine, the increased geopolitical tensions and high inflation has once again positioned the world economy at risks of stagflation.

Amidst these uncertainties, Savita Oil displayed immense resilience to post a record performance. We are proud to have delivered on our purpose of reliably supplying petroleum specialty products on which many critical industries and the society depend.

The uncertainities going ahead are considerable. Yet, I am confident that opportunities will continue to arise. With our market leading position and an inherent agility through past learnings, we will stride ahead resiliently.

Positiveness in Indian economy

FY 2021-22 started with a severe Delta (COVID) wave that had significant impact on social and economic factors. As the year progressed, higher vaccination coverage, fiscal and policy support by the government and easing restrictions saw the economic activities bounce back resolutely. Many sectors saw an uptick, including the petroleum specialty products in which we operate. We witnessed increased demand for our products.

In Q4 FY 2021-22, the onset of Omicron wave, Russia-Ukraine conflict and rising crude oil prices impacted the global economy and weighed down the growth momentum. The Indian economy

In Q4 FY 2021-22, the onset of Omicron wave, Russia-Ukraine conflict and rising crude oil prices impacted the global economy and weighed down the growth momentum. The Indian economy settled for 8.6% expansion for the full year. This was the fastest among major global economies.

settled for 8.6% expansion for the full year. This was the fastest among major global economies. Headed into FY 2022-23, the global turmoil is likely to have a bearing on the Indian economy. The oil and petroleum industries in India and globally are expected to witness supply-demand imbalances and logistic challenges.

That said, in the medium term, India is relatively well-placed with its emergence as an alternate global supply chain destination in unison with the government's 'Atmanirbhar Bharat' playing out well in its favour. Fundamentally too, the country's strong internal demand and increased focus on infrastructure creation is expected to support a thriving economy.

Aligning strategy in the right areas

Our focus, at Savita Oil, is to continue our business around the pillars of reliability, resilience and sustainability.

Reliability is about strengthening our reputation as a trustworthy brand that consistently supplies high quality products.

Resilience is about reinforcing our optimum and diversified product mix through driving innovation and enhancing the share of value-added portfolio aligned to the government's circular economy vision. This will be supported by investments in increasing capacity and distribution network expansion alongside future skilling our highly competent employees.

And this, finally brings me to the sustainability piece, a key element of the long-term future of your Company. We are proud to be one of the few companies that commenced investing in renewable energies more than 2 decades ago with our first investment in 1999, have continued to invest for 15 years in renewable wind energy and now have a combined wind energy capacity of 53 MW.

With a sharp focus on our sustainability road map, we were the 1st Indian company to launch a 100% bio-based transformer fluid which is completely bio-degradable and of renewable, agricultural origin. This product has successfully completed 5 years in commercial operation.

Alongside environmental stewardship, our sustainable portfolio strengthens our competitive positioning in terms of having future ready products.

Delivering resilient performance

Our sustained actions along with improved product demand in a buoyant economy helped us post a strong performance. On a standalone basis, our revenue from operations grew sharply by 46.76% to an all-time high of ₹ 2,853 Crore in FY 2021-22. The growth was driven by a 19% increase in volumes along with price increase across both petroleum specialty oils and lubricating oils. Comparatively, the profitability growth was slower due to higher input costs. The EBITDA grew by 12.65% to ₹ 374 Crore in FY 2021-22 and PAT grew by 11.61% to ₹ 250 Crore.

Alongside the incredible performance, we are happy to surpass the expectations of our customers by operating at enhanced capacities to meet their increased demand in a timely manner. We also relentlessly continued with our innovations to offer them better value propositions. This year too, several new products were introduced which witnessed good market traction.

Reliable value creation

At Savita Oil, we value shareholders and investors and look forward to rewarding them with healthy returns and value creation. Continuing with this, in FY 2021-22, your Company executed the buy-back of equity shares to enhance their value by way of distributing accumulated free reserves. We bought back 251,000 equity shares at a price of ₹ 1,400 each, a premium of 18% over the closing market prices in NSE and BSE. An amount totalling ₹ 35.14 Crore was utilised towards this assignment.

In another initiative, we acquired the entire shareholding of Savita Polymers Limited at a consideration of ₹ 124.55 Crore. Engaged in manufacturing of specialised waxes, emulsions and optic fibre filling and flooding compounds, this company is strategically important to us. It will help us in participating in multiple high growth potential opportunities, including the ambitious 5G rollout as well as participating in synthetic esters which are the Next Generation of transformer insulating fluids. While we had a minority holding in it before, now as a 100% holding company, we will have better control on effective decision-making to drive its growth and unlock greater value for shareholders.

Closing comments

We are headed into the future with cautious optimism. The buoyancy in the Indian economy along with our market leading position and dedicated efforts puts us on a strong footing.

I thank all our stakeholders for their trust and contributions in your Company's success. As much as our past journey was fulfilling, the way ahead is even more exciting. We seek your continued support to reach newer milestones.

Best Regards,

Gautam N. Mehra
Chairman and Managing Director

Board of Directors

Gautam N. Mehra
Chairman & Managing Director

He is a Bachelor in Chemical Engineering and an MBA from the University of California (Berkeley). He has over three decades of experience in the oil sector. He has successfully headed the Company's core Petroleum Specialties business to greater heights with this entrepreneurial vision. Under his leadership, the Company has prospered and risen to become the industry leader in India for petroleum specialty products.

Siddharth G. Mehra
Executive Director

He is a Bachelor of Science in Technical Systems Management from the University of Illinois, USA. He also holds a Master's Degree in Science in Management from the London School of Economics and Political Science, UK. He has over 7 years of experience and is actively involved in business development and marketing.

Suhas M. Dixit
CFO and Whole-time Director

He is a Member of the Institute of Chartered Accountants of India and the Institute of Cost Accountants of India. He has over 36 years of experience in the fields of Accounting, Finance and Taxation. He is also the Chief Financial Officer of the Company.

Ravindra Pisharody
Independent Director

He holds a Bachelor's Degree in Technology (B. Tech) from IIT, Kharagpur and Post-Graduate Diploma in Management (PGDM) from IIM, Calcutta. He is a Senior Management Professional with over 36 years of executive experience. He has held national, regional and global leadership roles in Sales & Marketing, Strategy Development and BU Lead/CEO with Philips India and British Petroleum/ Castrol. His last assignment was with Tata Motors as an Executive Director – Commercial Vehicles.

Meghana Dalal
Independent Director

She is a Commerce Graduate and a fellow Member of the Institute of Chartered Accountants of India. She has professional practice experience for over 3 decades specialising in the Management of Corporate Emoluments across various industries. She is currently a Director at Chetan Dalal Investigation and Management Services and is the Chairperson of the Company's Audit Committee.

Hariharan Sunder
Independent Director

He is a Bachelor of Commerce and a Chartered Accountant. He has over 35 years of experience in finance, taxation, accounts, legal, secretarial, international business and general corporate management. He started his career with KEC International Limited and has worked in corporates like Raymond Limited, Raymond Synthetics Limited, Jost's Engineering Company Limited and Shogun Organics Limited.

Positively Impacting the Communities

At Savita Oil, we have always believed in the welfare of underprivileged sections of the society and growing together with them. Our ultimate purpose is to drive sustainable growth with meaningful actions around fulfilling the hunger and educational needs of children as well as the health and well-being of the communities.

Hygienic whole meals for children

Hygienic, high-quality mid-day meals by Akshaya Patra Foundation has been key to fulfilling the hunger of underprivileged school children and a motivator for them to continue education. We are supporting the Foundation in the noble initiative. In FY 2021-22, we sponsored mid-day meals of 6,013 children during the fiscal year in Silvassa in proximity of our two manufacturing plants. Additionally, we also donated five food delivery vehicles to reach out to more malnourished and food-deprived school children.

Spreading happiness

The Happiness Kits programme has been at the forefront of providing nutritious food to school children when the schools are closed. We sponsored Happiness Kits to 4,000 school children and their families in Silvassa.

Strengthening healthcare infrastructure

We partnered with Bhaktivedanta Hospital & Research Institute at Mira Road, Thane, Maharashtra to help them construct General Operation Theatres and purchase X-Ray and Diagnostic Machines for their new hospital building at Thane, Maharashtra during the year.

We also collaborated with Tata Trust's implementing arm, Alamelu Charitable Foundation in sponsoring for various cancer-related equipment for its newly established cancer hospital in Tirupathi, Andhra Pradesh.

The total spend on our CSR activities during the fiscal year amounted to ₹ 382.71 Lakhs.

Corporate Information

Board of Directors

Mr. G. N. Mehra
Chairman and Managing Director

Mr. S. M. Dixit
CFO & Whole-time Director

Mr. S. G. Mehra
Whole-time Director

Mrs. M. C. Dalal
Independent Director

Mr. R. N. Pisharody
Independent Director

Mr. H. Sunder
Independent Director

Company Secretary & Executive VP – Legal

Mr. U. C. Rege

Bankers

State Bank of India

Bank of Baroda

Citibank N.A.

ICICI Bank Limited

Kotak Mahindra Bank Limited

Standard Chartered Bank

Auditors

G. D. Apte & Co.
Chartered Accountants

Registered Office

66/67, Nariman Bhavan,
Nariman Point,
Mumbai - 400 021

Tel.: 91-22-6624 6200 / 6624 6228
Fax: 91-22-2202 9364

CIN: L24100MH1961PLC012066
Website: www.savita.com

Manufacturing Facilities

17/17A, Thane-Belapur Road, Turbhe,
Navi Mumbai - 400 703

Survey No. 10/2, Kharadpada,
Post Naroli, Silvassa, Dadra and
Nagar Haveli - 396 230

Survey No. 140/1,
Village Kuvapada,
Silli, P.O. Kilwani,
Silvassa, Dadra and
Nagar Haveli - 396 235

Savita Polymers Limited
Plot No. A 2/1 & 2/2,
MIDC Industrial Estate,
Mahad, Raigad - 402 309

Share Transfer Agent

Link Intime India Pvt. Ltd.
C-101, 247 Park,
L. B. S. Marg, Vikhroli (West),
Mumbai - 400 083

Tel.: 91-22-4918 6000
Fax: 91-22-4918 6060
E-mail: rnt.helpdesk@linkintime.co.in

NOTICE

NOTICE is hereby given that the **Sixty-First Annual General Meeting** of the Members of **SAVITA OIL TECHNOLOGIES LIMITED** will be held on **Thursday, 29th September, 2022 at 11.00 A.M.** through Video Conferencing ("VC") / Other Audio Visual Means ("OAVM") to transact the following business:

ORDINARY BUSINESS:

1. To consider and adopt the Audited Financial Statements for the year ended 31st March, 2022 together with the Reports of the Board of Directors and Auditors thereon.
2. To declare dividend on equity shares.
3. To appoint a Director in place of Mr. Siddharth G. Mehra (DIN:06454215), who retires by rotation and being eligible, offers himself for re-appointment.
4. To consider and if thought fit, to pass, with or without modification(s), the following resolution as an **Ordinary Resolution:**

"RESOLVED THAT pursuant to the provisions of Section 139 of the Companies Act, 2013 and other applicable provisions thereto, if any, read with Companies (Audit and Auditors) Rules, 2014, G. D. Apte & Company, Chartered Accountants, Mumbai (Registration No.100515W) have been re-appointed for their second term of 5 years as the Statutory Auditors of the Company to hold office from the conclusion of this 61st Annual General Meeting until the conclusion of the 66th Annual General Meeting of the Company, on a starting remuneration of ₹ 23,00,000/- (Rupees Twenty Three Lakhs Only) plus GST and reimbursement of travelling and other out-of-pocket expenses as decided by the Board of Directors of the Company based on the recommendation of the Audit Committee for the year 2022-23, be and is hereby approved."

"FURTHER RESOLVED THAT the Board of Directors of the Company, based on the recommendation of the Audit Committee, be and is hereby authorised to vary the remuneration and any other emoluments payable to the Statutory Auditors of the Company in future to the extent the Board of Directors may consider appropriate."

SPECIAL BUSINESS:

5. To consider and if thought fit, to pass with or without modification(s), the following as an **Ordinary Resolution:**

"RESOLVED THAT pursuant to the provisions of Sections 196, 197, 203 and other applicable provisions, if any, of the Companies Act, 2013 ("the Act") read with Schedule V to the Act and the Companies (Appointment and Remuneration of Managerial Personnel) Rules, 2014 (including any amendments, statutory modifications or re-enactments thereto), and pursuant to the approval given by the Nomination and Remuneration Committee and the Board of Directors, Mr. Suhas M. Dixit (DIN:02359138) be and is hereby re-appointed as the Whole-time Director of the Company from 1st October, 2022 up to 30th September, 2023 on remuneration and perquisites and other terms and conditions as set out in the Agreement executed by the Company with Mr. Suhas M. Dixit."

"FURTHER RESOLVED THAT pursuant to the provisions of Sections 196, 197, 203 and other applicable provisions, if any, of the Companies Act, 2013 read with Schedule V to the Act and the Companies (Appointment and Remuneration of Managerial Personnel) Rules, 2014 (including any amendments, modifications or re-enactments thereto), Mr. Suhas M. Dixit be paid remuneration and other allowances and perquisites as per the policies of the Company, on the terms and conditions as set out in the Agreement executed by the Company with Mr. Suhas M. Dixit."

"FURTHER RESOLVED THAT the Board of Directors of the Company, based on the recommendation of the Nomination and Remuneration Committee, be and is hereby authorised to vary or increase the remuneration, perquisites and any other entitlements including the monetary value thereof as specified in the said Agreement to the extent the Board of Directors may consider appropriate, as may be permitted or authorised in accordance with the provisions of the Companies Act, 2013 or re-enactment thereof and/or Rules or Regulations framed there under and to suitably modify the terms of the aforesaid Agreement between the Company and Mr. Suhas M. Dixit to give effect to such variation or increase as the case may be."

6. To consider and if thought fit, to pass, with or without modification(s), the following resolution as an **Ordinary Resolution:**

"RESOLVED THAT pursuant to the provisions of Section 148 and all other applicable provisions of the Companies Act, 2013 and the Rules made thereunder, Kale & Associates, Cost Accountants (Firm Registration No.001819), appointed as Cost Auditors by the Board of Directors of the Company, to conduct the audit of the cost records of the Company for the financial year ending 31st March, 2023, be paid a remuneration of ₹ 2,50,000/- (Rupees Two Lakhs Fifty Thousand Only) plus GST thereon and reimbursement of travelling and other out-of-pocket expenses, fixed by the Board of Directors of the Company based on the recommendation of the Audit Committee, for the year 2022-23."

By Order of the Board

U. C. Rege
Company Secretary & Executive VP - Legal

Mumbai
2nd August, 2022

EXPLANATORY STATEMENT AS REQUIRED BY SECTION 102 OF THE COMPANIES ACT, 2013

ITEM NO.5

The Board of Directors in its meeting held on 2nd August, 2022, based on the recommendation of the Nomination and Remuneration Committee, re-appointed Mr. Suhas M. Dixit as the Whole-time Director of the Company from 1st October, 2022 up to 30th September, 2023, subject to the approval of the Members by Ordinary Resolution at the ensuing Annual General Meeting. Separate Agreement in this regard has been executed between the Company and Mr. Suhas M. Dixit on 2nd August, 2022 based on recommendation of the Nomination and Remuneration Committee.

The remuneration and terms and conditions as contained in the Agreement executed with Mr. Suhas M. Dixit are as under:

1. Basic Salary of ₹ 3,66,700/- (Rupees Three Lakhs Sixty-Six Thousand Seven Hundred Only) per month.
2. House Rent Allowance at the rate of 25% of the Basic Salary.
3. Education Allowance and Other Allowances of ₹ 100/- and 4,48,826/- per month respectively.
4. Reimbursement/allowance of medical expenses incurred on himself and his family subject to a ceiling of 5% of the basic salary.
5. Leave Travel Allowance for himself and his family once in a year in accordance with the Rules of the Company for the time being in force.
6. Bonus as per the Rules of the Company.
7. Ex-gratia/Performance Linked Incentive as per the Policy of the Company.
8. Medical/Accident Insurance for himself and his spouse in accordance with the Rules of the Company.
9. Contribution to Provident Fund as per the Rules of the Company applicable from time to time to the extent that this is not taxable under the Income Tax Act, 1961.
10. Gratuity as per the Rules of the Company.
11. Leave entitlement as per the Rules of the Company. He shall be permitted to encash unavailed leave as per the Rules of the Company.
12. Provision of car with reimbursement of salary for driver as per the Company's Policy for Company's business and personal use.
13. Provision of telephone facility(ies) subject to he being billed for personal long distance calls.

Mr. Suhas M. Dixit is a Member of the Institute of Chartered Accountants of India as well as a Member of the Institute of Cost and Works Accountants of India. He has vast experience in the fields of Finance and Taxation spanning over 4 decades. He has been working as the Chief Financial Officer of the Company. The Company believes that his presence on the Board will be beneficial to the Company. He is currently holding 17 equity shares of the Company.

The appointment of Mr. Suhas M. Dixit is subject to the provisions of Sections 196, 197, 203 and other applicable provisions, if any, of the Companies Act, 2013 read with Schedule V to the Act and the Companies (Appointment and Remuneration of Managerial Personnel) Rules, 2014 (including any amendments, statutory modifications or re-enactments thereto).

As per Section 190 of the Companies Act, 2013, the Agreement entered into between the Company and Mr. Suhas M. Dixit as well as the copies of the Memorandum and Articles of Association are available for inspection to the Members at the Registered Office of the Company during business hours on any working day during 11:00 A.M. to 5:00 P.M.

The appointment and remuneration of Mr. Suhas M. Dixit is required to be approved by the Shareholders in the ensuing Annual General Meeting and accordingly, the resolution at Item No.5 is placed before the Members of the Company.

Where in any financial year, the Company has no profits or its profits are inadequate, the Company will pay to Mr. Suhas M. Dixit, minimum remuneration as provided in Section II of Part II of Schedule V to the Companies Act, 2013 as notified from time to time.

The terms and conditions of Mr. Suhas M. Dixit's appointment and remuneration may be altered and varied from time to time by the Board and/or Nomination and Remuneration Committee as it may, in its discretion deem fit, within the limits stipulated under Schedule V to the Companies Act, 2013 or any amendments thereto made hereafter in this regard in such manner as may be agreed to between the Board and/or Nomination and Remuneration Committee and Mr. Suhas M. Dixit.

None of the Directors of your Company/Key Managerial Personnel of the Company/their relatives are concerned or interested, in any way, except Mr. Suhas M. Dixit in this Ordinary Resolution.

Your Directors recommend this Ordinary Resolution for your approval.

ITEM NO.6

The Board, based on the recommendation of the Audit Committee, has approved the re-appointment of Kale & Associates, Cost Accountants (Firm Registration No.001819) having address at 703, Sushil Apartment, Kaka Sohni Marg, Off. Gadkari Marg, Thane (West), Thane 400602 as Cost Auditors to conduct the audit of the cost records of the Company for the year ending 31st March, 2023 on a remuneration of ₹ 2,50,000/- (Rupees Two Lakhs Fifty Thousand Only) plus GST.

In accordance with the provisions of Section 148 of the Companies Act, 2013 read with the Companies (Audit and Auditors) Rules, 2014, the remuneration payable to the Cost Auditors has to be ratified by the Members of the Company.

Accordingly, consent of the Members has been sought for passing an Ordinary Resolution as set out at Item No.6 of the Notice for ratification of the remuneration payable to the Cost Auditors for the financial year ending 31st March, 2023.

None of the Directors/Key Managerial Personnel of the Company/their relatives are concerned or interested, in any way, in the resolution set out at Item No.6 of the Notice.

Your Directors recommend this Ordinary Resolution for your approval.

By Order of the Board

U. C. Rege
Company Secretary & Executive VP - Legal

Mumbai
2nd August, 2022

NOTES:

1. In view of the surge in COVID-19 cases, social distancing is a norm to be followed and pursuant to the Circular No. 14/2020 dated 8th April, 2020, Circular No.17/2020 dated 13th April, 2020 issued by the Ministry of Corporate Affairs followed by Circular No. 20/2020 dated 5th May, 2020, Circular No. 02/2021 dated 13th January, 2021, Circular No. 21/2021 dated 14th December, 2021, Circular No. 02/2022 dated 5th May, 2022 and all other relevant circulars issued from time to time, physical attendance of the Members to the AGM venue is not required and general meeting be held through Video Conferencing (VC) or Other Audio Visual Means (OAVM). Hence, Members can attend and participate in the ensuing AGM through VC/OAVM.

2. Pursuant to the Circular No. 14/2020 dated 8th April, 2020, issued by the Ministry of Corporate Affairs, the facility to appoint proxy to attend and cast vote for the Members is not available for this AGM. However, the Body Corporates are entitled to appoint authorised representatives to attend the AGM through VC/OAVM and participate there at and cast their votes through e-voting.

3. The Members can join the AGM in the VC/OAVM mode 15 minutes before and after the scheduled time of the commencement of the Meeting by following the procedure mentioned in the Notice. The facility of participation at the AGM through VC/OAVM will be made available for 1000 Members on first come first served basis. This will not include large Shareholders (Shareholders holding 2% or more shareholding), Promoters, Institutional Investors, Directors, Key Managerial Personnel, the Chairpersons of the Audit Committee, Nomination and Remuneration Committee and Stakeholders Relationship Committee, Auditors etc. who are allowed to attend the AGM without restriction on account of first come first served basis.

4. The attendance of the Members attending the AGM through VC/OAVM will be counted for the purpose of reckoning the quorum under Section 103 of the Companies Act, 2013.

5. Pursuant to the provisions of Section 108 of the Companies Act, 2013 read with Rule 20 of the Companies (Management and Administration) Rules, 2014 (as amended) and Regulation 44 of SEBI (Listing

Obligations & Disclosure Requirements) Regulations, 2015 (as amended), and the Circulars issued by the Ministry of Corporate Affairs dated 8th April, 2020, 13th April, 2020 and 5th May, 2020 the Company is providing facility of remote e-Voting to its Members in respect of the business to be transacted at the AGM. The facility of casting votes by a Member using remote e-Voting system as well as venue voting on the date of the AGM will be provided by NSDL.

6. In line with the Ministry of Corporate Affairs (MCA) Circular No. 17/2020 dated 13th April, 2020, the Notice calling the AGM has been uploaded on the website of the Company at www.savita.com. The Notice can also be accessed from the websites of the Stock Exchanges i.e. BSE Limited and National Stock Exchange of India Limited at www.bseindia.com and www.nseindia.com respectively and the AGM Notice is also available on the website of NSDL (agency for providing the Remote e-Voting facility) i.e. www.evoting.nsdl.com.

7. AGM will be convened through VC/OAVM in compliance with applicable provisions of the Companies Act, 2013 read with MCA Circular No. 14/2020 dated 8th April, 2020 and MCA Circular No. 17/2020 dated 13th April, 2020, MCA Circular No. 20/2020 dated 5th May, 2020, MCA Circular No. 2/2021 dated 13th January, 2021, Circular No. 21/2021 dated 14th December, 2021 and Circular No. 02/2022 dated 5th May, 2022.

THE INSTRUCTIONS FOR MEMBERS FOR REMOTE E-VOTING AND JOINING GENERAL MEETING ARE AS UNDER:-

The remote e-voting period begins on 25th September, 2022 at 9:00 A.M. and ends on 28th September, 2022 at 5:00 P.M. The remote e-voting module shall be disabled by NSDL for voting thereafter. The Members, whose names appear in the Register of Members/Beneficial Owners as on the record date (cut-off date) i.e. 22nd September, 2022, may cast their vote electronically. The voting rights of the shareholders shall be in proportion to their share in the paid-up equity share capital of the Company as on the cut-off date, being 22nd September, 2022.

How do I vote electronically using NSDL e-Voting system?

The way to vote electronically on NSDL e-Voting system consists of "Two Steps" which are mentioned below:

Step 1: Access to NSDL e-Voting system

A) Login method for e-Voting and joining virtual meeting for Individual Shareholders holding securities in demat mode

In terms of SEBI circular dated 9th December, 2020 on e-Voting facility provided by Listed Companies, Individual Shareholders holding securities in demat mode are allowed to vote through their demat account maintained with Depositories and Depository Participants. Shareholders are advised to update their mobile number and email Id in their demat accounts in order to access e-Voting facility.

Login method for Individual Shareholders holding securities in demat mode is given below:

Type of Shareholders	Login Method
Individual Shareholders holding securities in demat mode with NSDL	1. Existing IDeAS user can visit the e-Services website of NSDL Viz. https://eservices.nsdl.com either on a Personal Computer or on a mobile. On the e-Services home page click on the "Beneficial Owner" icon under "Login" which is available under 'IDeAS' section, this will prompt you to enter your existing User ID and Password. After successful authentication, you will be able to see e-Voting services under Value added services. Click on "Access to e-Voting" under e-Voting services and you will be able to see e-Voting page. Click on Company name or e-Voting service provider i.e. NSDL and you will be re-directed to e-Voting website of NSDL for casting your vote during the remote e-Voting period or joining virtual meeting & voting during the meeting. 2. If you are not registered for IDeAS e-Services, option to register is available at https://eservices.nsdl.com. Select "Register Online for IDeAS Portal" or click at https://eservices.nsdl.com/SecureWeb/IdeasDirectReg.jsp

	3. Visit the e-Voting website of NSDL. Open web browser by typing the following URL: https://www.evoting.nsdl.com/ either on a Personal Computer or on a mobile. Once the home page of e-Voting system is launched, click on the icon "Login" which is available under 'Shareholder/ Member' section. A new screen will open. You will have to enter your User ID (i.e. your sixteen digit demat account number hold with NSDL), Password/OTP and a Verification Code as shown on the screen. After successful authentication, you will be redirected to NSDL Depository site wherein you can see e-Voting page. Click on Company name or e-Voting service provider i.e. NSDL and you will be redirected to e-Voting website of NSDL for casting your vote during the remote e-Voting period or joining virtual meeting & voting during the meeting. 4. Shareholders/Members can also download NSDL Mobile App "NSDL Speede" facility by scanning the QR code mentioned below for seamless voting experience. NSDL Mobile App is available on App Store Google Play
Individual Shareholders holding securities in demat mode with CDSL	1. Existing users who have opted for Easi/Easiest, they can login through their user id and password. Option will be made available to reach e-Voting page without any further authentication. The URL for users to login to Easi/Easiest are https://web.cdslindia.com/myeasi/home/login or www.cdslindia.com and click on New System Myeasi. 2. After successful login of Easi/Easiest the user will be also able to see the E Voting Menu. The Menu will have links of e-Voting service provider i.e. NSDL. Click on NSDL to cast your vote. 3. If the user is not registered for Easi/Easiest, option to register is available at https://web.cdslindia.com/myeasi/Registration/EasiRegistration 4. Alternatively, the user can directly access e-Voting page by providing demat Account Number and PAN No. from a link in www.cdslindia.com home page. The system will authenticate the user by sending OTP on registered Mobile & Email as recorded in the demat Account. After successful authentication, user will be provided links for the respective ESP i.e. NSDL where the e-Voting is in progress.
Individual Shareholders (holding securities in demat mode) login through their depository participants	You can also login using the login credentials of your demat account through your Depository Participant registered with NSDL/CDSL for e-Voting facility. upon logging in, you will be able to see e-Voting option. Click on e-Voting option, you will be redirected to NSDL/CDSL Depository site after successful authentication, wherein you can see e-Voting feature. Click on Company name or e-Voting service provider i.e. NSDL and you will be redirected to e-Voting website of NSDL for casting your vote during the remote e-Voting period or joining virtual meeting & voting during the meeting.

Important note: Members who are unable to retrieve User ID/ Password are advised to use Forget User ID and Forget Password option available at abovementioned website.

Helpdesk for Individual Shareholders holding securities in demat mode for any technical issues related to login through Depository i.e. NSDL and CDSL.

Login type	Helpdesk details
Individual Shareholders holding securities in demat mode with NSDL	Members facing any technical issue in login can contact NSDL helpdesk by sending a request at evoting@nsdl.co.in or call at toll free no.: 1800 1020 990 and 1800 22 44 30
Individual Shareholders holding securities in demat mode with CDSL	Members facing any technical issue in login can contact CDSL helpdesk by sending a request at helpdesk.evoting@cdslindia.com or contact at 022- 23058738 or 022-23058542-43

B) Login Method for e-Voting and joining virtual meeting for shareholders other than Individual shareholders holding securities in demat mode and shareholders holding securities in physical mode.

How to Log-in to NSDL e-Voting website?

1. Visit the e-Voting website of NSDL. Open web browser by typing the following URL: https://www.evoting.nsdl.com/ either on a Personal Computer or on a mobile.
2. Once the home page of e-Voting system is launched, click on the icon "Login" which is available under 'Shareholder/Member' section.
3. A new screen will open. You will have to enter your User ID, your Password/OTP and a Verification Code as shown on the screen.

   Alternatively, if you are registered for NSDL eservices i.e. IDEAS, you can log-in at https://eservices.nsdl.com/ with your existing IDEAS login. Once you log-in to NSDL eservices after using your log-in credentials, click on e-Voting and you can proceed to Step 2 i.e. Cast your vote electronically.
4. Your User ID details are given below :

Manner of holding shares i.e. Demat (NSDL or CDSL) or Physical	Your User ID is:
a) For Members who hold shares in demat account with NSDL.	8 Character DP ID followed by 8 Digit Client ID For example if your DP ID is IN300*** and Client ID is 12****** then your user ID is IN300***12******
b) For Members who hold shares in demat account with CDSL.	16 Digit Beneficiary ID For example if your Beneficiary ID is 12********** then your user ID is 12**********
c) For Members holding shares in Physical Form.	EVEN Number followed by Folio Number registered with the Company For example if folio number is 001*** and EVEN is 101456 then user ID is 101456001***

5. Password details for Shareholders other than Individual Shareholders are given below:

   a) If you are already registered for e-Voting, then you can use your existing password to login and cast your vote.

   b) If you are using NSDL e-Voting system for the first time, you will need to retrieve the 'initial password' which was communicated to you. Once you retrieve your 'initial password', you need to enter the 'initial password' and the system will force you to change your password.

   c) How to retrieve your 'initial password'?

      (i) If your email ID is registered in your demat account or with the Company, your 'initial password' is communicated to you on your email ID. Trace the email sent to you from NSDL from your mailbox. Open the email and open the attachment i.e. a .pdf file. Open the .pdf file. The password to open the .pdf file is your 8 digit client ID for NSDL account, last 8 digits of client ID for CDSL account or folio number for shares held in physical form. The .pdf file contains your 'User ID' and your 'initial password'.

(ii) If your email ID is not registered, please follow steps mentioned below in process for those Shareholders whose email ids are not registered.

6. If you are unable to retrieve or have not received the "Initial password" or have forgotten your password:

   a) Click on "Forgot User Details/Password?" (If you are holding shares in your demat account with NSDL or CDSL) option available on www.evoting.nsdl.com.

   b) "Physical User Reset Password?" (If you are holding shares in physical mode) option available on www.evoting.nsdl.com.

   c) If you are still unable to get the password by aforesaid two options, you can send a request at evoting@nsdl.co.in mentioning your demat account number/folio number, your PAN, your name and your registered address etc.

   d) Members can also use the OTP (One Time Password) based login for casting the votes on the e-Voting system of NSDL.

7. After entering your password, tick on Agree to "Terms and Conditions" by selecting on the check box.

8. Now, you will have to click on "Login" button.

9. After you click on the "Login" button, Home page of e-Voting will open.

Step 2: Cast your vote electronically and join General Meeting on NSDL e-Voting system

1. After successful login at Step 1, you will be able to see all the companies "EVEN" in which you are holding shares and whose voting cycle and General Meeting is in active status.

2. Select "EVEN" of Company for which you wish to cast your vote during the remote e-Voting period and casting your vote during the General Meeting. For joining virtual meeting, you need to click on "VC/OAVM" link placed under "Join Meeting".

3. Now you are ready for e-Voting as the Voting page opens.

4. Cast your vote by selecting appropriate options i.e. assent or dissent, verify/modify the number of shares for which you wish to cast your vote and click on "Submit" and also "Confirm" when prompted.

5. Upon confirmation, the message "Vote cast successfully" will be displayed.

6. You can also take the printout of the votes cast by you by clicking on the print option on the confirmation page.

7. Once you confirm your vote on the resolution, you will not be allowed to modify your vote.

General Guidelines for Shareholders

1. Institutional Shareholders (i.e. other than individuals, HUF, NRI etc.) are required to send scanned copy (PDF/JPG Format) of the relevant Board Resolution/Authority letter etc. with attested specimen signature of the duly authorized signatory(ies) who are authorized to vote, to the Scrutinizer by e-mail to csmanish.raut@mpandassociates.in with a copy marked to evoting@nsdl.co.in. Institutional Shareholders (i.e. other than individuals, HUF, NRI etc.) can also upload their Board Resolution/Power of Attorney/Authority Letter etc. by clicking on "Upload Board Resolution/Authority Letter" displayed under "e-Voting" tab in their login.

2. It is strongly recommended not to share your password with any other person and take utmost care to keep your password confidential. Login to the e-voting website will be disabled upon five unsuccessful attempts to key in the correct password. In such an event, you will need to go through the "Forgot User Details/Password?" or "Physical User Reset Password?" option available on www.evoting.nsdl.com to reset the password.

3. In case of any queries, you may refer the Frequently Asked Questions (FAQs) for Shareholders and e-voting user manual for Shareholders available at the download section of www.evoting.nsdl.com or call on toll free no.: 1800 1020 990 and 1800 22 44 30 or send a request to at evoting@nsdl.co.in.

Process for those Shareholders whose email ids are not registered with the depositories for procuring user id and password and registration of e mail ids for e-voting for the resolutions set out in this notice:

1. In case shares are held in physical mode please provide Folio No., Name of Shareholder, scanned copy of the share certificate (front and back), PAN (self-attested scanned copy of PAN card), AADHAAR (self-attested scanned copy of Aadhaar Card) by email to legal@savita.com.

2. In case shares are held in demat mode, please provide DPID-CLID (16 digit DPID + CLID or 16 digit beneficiary ID), Name, client master or copy of Consolidated Account statement, PAN (self-attested scanned copy of PAN card), AADHAAR (self-attested scanned copy of Aadhaar Card) to legal@savita.com. If you are an Individual Shareholders holding securities in demat mode, you are requested to refer to the login method explained at step 1 (A) i.e. Login method for e-Voting and joining virtual meeting for Individual Shareholders holding securities in demat mode.

3. Alternatively Shareholder/Members may send a request to evoting@nsdl.co.in for procuring user id and password for e-voting by providing above mentioned documents.

4. In terms of SEBI circular dated 9th December, 2020 on e-Voting facility provided by Listed Companies, Individual Shareholders holding securities in demat mode are allowed to vote through their demat account maintained with Depositories and Depository Participants. Shareholders are required to update their mobile number and email ID correctly in their demat account in order to access e-Voting facility.

THE INSTRUCTIONS FOR MEMBERS FOR E-VOTING ON THE DAY OF THE AGM ARE AS UNDER:-

1. The procedure for e-Voting on the day of the AGM is same as the instructions mentioned above for remote e-voting.

2. Only those Members/Shareholders, who will be present in the AGM through VC/OAVM facility and have not casted their vote on the Resolutions through remote e-Voting and are otherwise not barred from doing so, shall be eligible to vote through e-Voting system in the AGM.

3. Members who have voted through Remote e-Voting will be eligible to attend the AGM. However, they will not be eligible to vote at the AGM.

4. The details of the person who may be contacted for any grievances connected with the facility for e-Voting on the day of the AGM shall be the same person mentioned for Remote e-voting.

INSTRUCTIONS FOR MEMBERS FOR ATTENDING THE AGM THROUGH VC/OAVM ARE AS UNDER:

1. Member will be provided with a facility to attend the AGM through VC/OAVM through the NSDL e-Voting system. Members may access by following the steps mentioned above for Access to NSDL e-Voting system. After successful login, you can see link of "VC/OAVM link" placed under "Join meeting" menu against Company name. You are requested to click on VC/OAVM link placed under Join General Meeting menu. The link for VC/OAVM will be available in Shareholder/Member login where the EVEN of Company will be displayed. Please note that the members who do not have the User ID and Password for e-Voting or have forgotten the User ID and Password may retrieve the same by following the remote e-Voting instructions mentioned in the notice to avoid last minute rush.

2. Members are encouraged to join the Meeting through Laptops for better experience.

3. Further Members will be required to allow Camera and use Internet with a good speed to avoid any disturbance during the meeting.

4. Please note that Participants Connecting from Mobile Devices or Tablets or through Laptop connecting via Mobile Hotspot may experience Audio/Video loss due to Fluctuation in their respective network. It is therefore recommended to use Stable Wi-Fi or LAN Connection to mitigate any kind of aforesaid glitches.

5. Shareholders who would like to express their views/have questions may send their questions in advance mentioning their name, demat account number/folio number, email id, mobile number at legal@savita.com. The same will be replied by the Company suitably.

GENERAL INSTRUCTIONS TO THE MEMBERS

1. The Explanatory Statement pursuant to Section 102 of the Companies Act, 2013 in respect of Item Nos. 5 and 6 above is annexed hereto and forms part of the Notice. Further, as required under Regulation 36(3) of the Securities and Exchange Board of India (Listing Obligations and Disclosure Requirements) Regulations, 2015 (hereinafter referred to as the "Listing Regulations") and the provisions of the Secretarial Standard No. 2 on General Meetings,

details of Directors seeking re-appointment are set out as "Annexure A" and brief profiles of the Directors proposed to be re-appointed are set out as "Annexure B" in the Explanatory Statement to this Notice.

2. All documents referred to in the accompanying notice and the explanatory statements are open for inspection by the Members at the registered office of the Company on all working days during 11:00 A.M. to 1:00 P.M., subject to COVID -19 restrictions. For obtaining copies of any such documents through electronic means Members may write to the Company by sending an email to legal@savita.com till the date of the AGM.

3. The Shareholders seeking information on Accounts published herein are requested to kindly furnish their queries to the Company by sending an email to legal@savita.com at least seven days before the date of the Meeting to facilitate satisfactory replies.

4. The Shareholders are requested to (a) intimate, if shares are held in the same name or in the same order of names in more than one folio to enable the Company to consolidate the said folios into one folio, and (b) notify immediately any change in their recorded address, along with pin code numbers, to the Company.

5. The Shareholders are requested to forward physical share certificates for name correction or name deletion, transmission of shares and related communication to the Share Transfer Agent or to the Registered Office of the Company.

6. Under sections 124(5) of the Companies Act, 2013 the unclaimed and unpaid dividend amount for a period of seven years from the due date is required to be transferred to the Investor Education and Protection Fund (IEPF), constituted by the Central Government. Accordingly, during the year, the Company has transferred an amount of ₹ 13.01 Lakhs pertaining to the unpaid and unclaimed dividend for the year 2013-14 to IEPF.

7. The Ministry of Corporate Affairs has taken a "Green Initiative in the corporate governance" by allowing paperless compliance by companies. Accordingly, the Notice of the AGM along with Annual Report for the year 2021-22 is being sent by electronic mode to those Members whose e-mail addresses are registered with the Company/Depositories, unless any Member has specifically requested for a physical copy of the same. In order to support the "Green Initiative", the Members who have not yet registered their e-mail addresses are requested to register the same with R&T Agent/ Depositories.

8. The Register of Members and the Share Transfer Books of the Company will remain closed from 22.09.2022 to 29.09.2022 (both days inclusive).

9. MP & Associates, Company Secretaries have been appointed as the Scrutiniser to scrutinise the voting at the meeting and remote e-voting process in a fair and transparent manner.

10. The results of remote e-voting as well as voting done during the meeting along with the Scrutiniser's Report shall be displayed on the website of the Company www.savita.com and on the website of NSDL www.nsdl.co.in within two days from the passing of the resolutions at the 61st Annual General Meeting of the Company to be held on Thursday, 29th September, 2022 at 11.00 A.M. and shall be communicated to the stock exchanges, where the shares of the Company are listed.

By Order of the Board

U. C. Rege
Company Secretary & Executive VP - Legal

Mumbai
2nd August, 2022

ANNEXURE-A

Details of Directors seeking re-appointment at the 61st Annual General Meeting to be held on 29th September, 2022
Pursuant to Regulation 36(3) of the SEBI (Listing Obligations and Disclosure Requirements)
Regulations, 2015 and Secretarial Standard – 2 on General Meetings

Name of the Director	**Mr. Suhas M. Dixit**	**Mr. Siddharth G. Mehra**
DIN	02359138	06454215
Date of birth	17th October, 1958	30th July, 1990
Age	63 years	32 years
Date of appointment	01st July, 2017	01st July, 2017
Relationship with Directors and Key Managerial Personnel	None	Son of Mr. Gautam N. Mehra, Managing Director
Expertise in specific Functional Area	Finance & Accounts	Business Administration
Qualification(s)	Bachelor of Commerce, Chartered Accountant, Cost & Works Accountant	Bachelor of Science in Technical Systems Management, Master of Science in Management
Experience	Over 4 decades	Overs 7 years
List of Directorship held in other companies as on 31st March, 2022	Savita Polymers Limited	• Savita Polymers Limited • Basant Lok Trading Company (Private Company) • Kurla Trading Co. Private Limited • Khatri Investments Private Limited • Savita Finance Corporation Limited • Mansukhmal Investments Private Limited • Naved Investment and Trading Co. Private Limited
Chairmanship/Membership of the Committees of other public limited companies as on 31st March, 2022	2 Memberships	1 Membership
a. Audit Committee	0	1 (Savita Polymers Limited)
b. Stakeholders' Relationship Committee	0	0
c. Nomination & Remuneration Committee	1 (Savita Polymers Limited)	0
d. CSR Committee	1 (Savita Polymers Limited)	0
e. any other Committee(s)	0	0
Number of equity shares held as on 31st March, 2022		
a) Own	17	583
b) For other persons on a beneficial basis	Nil	Nil
Number of Board Meetings attended during the FY 2021-22	Five	Four
Terms and conditions of re-appointment	Explanatory Statement pertaining to Item No. 5 of the Notice contains the terms and conditions of re-appointment	Re-appointment is by way of rotation
Details of remuneration sought to be paid	Explanatory Statement pertaining to Item No. 5 of the Notice contains the terms and conditions of re-appointment	Not Applicable
Remuneration last drawn	₹ 1,31,88,117 for FY 2021-22	₹ 80,32,100 for FY 2021-22
List of Directorship held in other listed companies as on 31st March, 2022	None	None

ANNEXURE-B

Brief profiles of Directors seeking re-appointment at the 61st Annual General Meeting to be held on 29th September, 2022
Pursuant to Regulation 36(3) of the SEBI (Listing Obligations and Disclosure Requirements)
Regulations, 2015 and Secretarial Standard – 2 on General Meetings

Suhas M. Dixit

Mr. Suhas M. Dixit is a Member of the Institute of Chartered Accountants of India as well as a Member of the Institute of Cost and Works Accountants of India. He has vast experience in the fields of Finance and Taxation spanning over 4 decades. He has been working as the Chief Financial Officer of the Company for over 2 decades.

Siddharth G. Mehra

Mr. Siddharth G. Mehra is a Bachelor of Science in Technical Systems Management from University of Illinois at Urbana - Champaign, IL, USA. He also had acquired Masters Degree of Science in Management from London School of Economics and Political Science, UK. He has more than 7 years experience in the field of Business Development and Marketing of the Company.

Report of the Directors to the Members

Your Directors have pleasure in presenting the Sixty-first Annual Report, together with the Audited Accounts for the year ended 31st March, 2022.

1. FINANCIAL RESULTS

(₹ in Lakhs)

Particulars	Standalone		Consolidated	
	Year ended 31st March, 2022	Year ended 31st March, 2021	Year ended 31st March, 2022	Year ended 31st March, 2021
Total Income	2,85,314	1,94,414	2,96,919	2,04,042
Profit before Depreciation & Tax	35,539	32,329	36,973	34,107
Depreciation	2,022	2,019	2,131	2,107
Exceptional Income	-	-	-	-
Profit/(Loss) before Tax	33,517	30,310	34,842	32,000
Provision for Taxation:				
Current	8,662	7,898	8,901	8,208
Deferred	(143)	17	(117)	78
Provision for Taxation no longer required	-	-	9	(6)
Profit/(Loss) for the year after Tax	24,999	22,396	26,049	23,720
Other Comprehensive Income	(34)	(67)	(49)	(68)
Balance brought forward from previous year	96,271	73,943	1,01,828	78,276
Profit available for appropriation	1,21,235	96,271	1,27,828	1,01,928
Appropriations:				
Dividend	(2,073)	-	(2,133)	-
Tax on Dividend/Tax on buy-back of equity shares	(819*)	-	(819*)	-
General Reserve	-	-	-	(100)
Balance carried to Balance Sheet	1,18,344	96,271	1,24,877	1,01,828

*Tax of ₹ 819 Lakhs was paid on buy-back of equity shares

2. SHARE CAPITAL

The paid-up equity share capital of your Company stands at ₹ 13,82,00,830/- as on date.

In order to encourage wider participation of retail investors and to enhance the liquidity of equity shares of your Company in the stock market, your Directors in their meeting held on 21st June, 2022 decided to sub-divide the equity shares of your Company of Face Value of ₹ 10/- per share to Face Value of ₹ 2/- per share, subject to approval of the Members of your Company. Accordingly, an Extra-Ordinary General Meeting of your Company was convened on Friday, 29th July, 2022 in which the Members of your Company approved the proposed sub-division of equity shares of your Company. As a result of this sub-division of equity shares of your Company, the effective number of equity shares of your Company has increased from earlier 1,38,20,083 shares of ₹ 10/- each to 6,91,00,415 shares of ₹ 2/- each. This sub-division of shares will reflect in the Members' accounts post the Record Date to be decided by your Company in consultation with the stock Exchanges and the Depositories.

3. DIVIDEND

Your Directors at the Board Meeting held on 30th May, 2022 have recommended dividend @250% (₹ 25 per equity share of ₹ 10/- each), as against 150% dividend for the previous year, on the paid up Equity Share Capital of ₹ 1,382.01 Lakhs, resulting in an outgo of ₹ 3,455.02 Lakhs for your Company (₹ 2,073.01 Lakhs for previous year).

4. RESERVES

The Reserves of your Company stood increased to ₹ 1,264 Crores on standalone basis at the end of the year under review as against ₹ 1,078 Crores for the previous year.

5. OPERATIONS

During the year under review, on standalone basis, your Company achieved a sales volume of 3,79,487 KLs/MTs as against 3,19,036 KLs/MTs achieved during FY 2020-21. Your Company's sales turnover also witnessed significant increase during the year 2021-22 which stood at ₹ 2,80,660/- Lakhs against ₹ 1,90,058/- Lakhs in the year 2020-21. Your Company achieved a record net profit of ₹ 24,999/- Lakhs during the year 2021-22 as against ₹ 22,396/- Lakhs during the previous year mainly due to increased volumes and rising base oil prices.

During the FY 2021-22, your Company's Wind Power Plants situated in the states of Maharashtra, Karnataka and Tamil Nadu generated a total of 83.40 MU against 73.12 MU generated in the previous year. During the year under review, your Company did not add any new projects to its Wind Portfolio.

6. SUBSIDIARY COMPANIES, JOINT VENTURES AND ASSOCIATE COMPANIES

As on 31st March, 2022, your Company only had one subsidiary company viz. Savita Polymers Limited. There has been no material change in the nature of business of the subsidiary company during the year 2021-22.

The report on the financial position of the subsidiary company as per Section 129 (3) of the Companies Act, 2013 is provided in Form No. AOC-1, which is enclosed as a separate annexure to this Report.

7. PUBLIC DEPOSITS

Your Company has not accepted any deposits from the public or its employees during the year under review.

8. PARTICULARS OF LOANS, GUARANTEES OR INVESTMENTS

Details of Loans, Guarantees and Investments covered under the provisions of Section 186 of the Companies Act, 2013 are given in the notes to the Financial Statements.

9. CORPORATE GOVERNANCE

Corporate Governance Report along with a Certificate from the Secretarial Auditors of your Company regarding compliance of the conditions of Corporate Governance pursuant to requirements as stipulated by Securities and Exchange Board of India (Listing Obligations and Disclosure Requirements) Regulations, 2015 is annexed hereto and forms part of this Report.

10. DIRECTORS

As per provisions of Section 152 of the Companies Act, 2013, Mr. Siddharth G. Mehra (DIN: 06454215), Director of the Company retires by rotation at the ensuing Annual General Meeting of your Company and being eligible offers himself for re-appointment.

Board of your Company in its meeting held on 2nd August, 2022, re-appointed Mr. Suhas M. Dixit (DIN: 02359138) as the Whole-time Director w.e.f. 1st October, 2022 upto 30th September, 2023 as recommended by Nomination & Remuneration Committee, subject to your approval at the ensuing Annual General Meeting.

Profiles of Mr. Suhas M. Dixit and Mr. Siddharth G. Mehra have been detailed below Explanatory Statement annexed to the Notice of the ensuing Annual General Meeting. Your Directors recommend re-appointments of Mr. Suhas M. Dixit and Mr. Siddharth G. Mehra as the Whole-time Directors of your Company.

Your Company has received declarations from all the Independent Directors of your Company confirming that they meet with the criteria of Independence as prescribed under the Act and SEBI (Listing Obligations and Disclosure Requirements) Regulations, 2015.

11. KEY MANAGERIAL PERSONNEL

During the year under review, Mr. Gautam N. Mehra, Managing Director of your Company, Mr. Suhas M. Dixit, Chief Financial Officer & Director, Mr. Siddharth G. Mehra, Whole-time Director and Mr. Uday C. Rege, Company Secretary and Executive VP – Legal continued to be the Key Managerial Personnel of your Company.

Remuneration and other details of the said Key Managerial Personnel for the financial year ended 31st March, 2022 are attached to the Board's Report.

12. BOARD COMMITTEES

All decisions pertaining to the constitution of Committees, appointment of Members and fixing of terms of reference/role of the Committees are taken by the Board of Directors of your Company.

Details of the role and composition of the Committees of the Company, including the number of meetings held during the financial year and attendance at meetings, are provided in the Corporate Governance Section of the Annual Report.

13. NUMBER OF MEETINGS

The Board of Directors of your Company met five times during the FY 2021-22. The Board Meetings were held on 28th June, 2021, 20th July, 2021, 9th August, 2021, 1st November, 2021 and 14th February, 2022. The maximum time gap between any two consecutive meetings did not exceed one hundred and twenty days.

Audit Committee of your Company met five times on 28th June, 2021, 20th July, 2021, 9th August, 2021, 1st November, 2021 and 14th February, 2022 during the FY 2021-22.

Stakeholders' Relationship Committee of your Company met four times on 28th June, 2021, 9th August, 2021, 1st November, 2021 and 14th February, 2022 during the FY 2021-22.

Nomination and Remuneration Committee of your Company met two times on 28th June, 2021 and 9th August, 2021 during the FY 2021-22.

Risk Management Committee of your Company met three times on 28th June, 2021, 1st November, 2021 and 14th February, 2022 during the FY 2021-22.

CSR Committee of your Company met three times on 28th June, 2021, 3rd December, 2021 and 14th February, 2022 during the FY 2021-22.

14. DIRECTORS' RESPONSIBILITY STATEMENT

In accordance with the provisions of Section 134 (5) of the Companies Act, 2013, your Directors confirm that:

a) in the preparation of the annual accounts, the applicable accounting standards have been followed along with proper explanation relating to material departures, if any;

b) the selected accounting policies were applied consistently and the Directors made judgments and estimates that are reasonable and prudent so as to give a true and fair view of the state of affairs of your Company as at 31st March, 2022 and of statement of profit and loss of your Company for the year ended on that date.

c) proper and sufficient care has been taken for the maintenance of adequate accounting records in accordance with the provisions of the Companies Act, 2013 for safeguarding the assets of your Company and for preventing and detecting fraud and other irregularities.

d) the annual accounts have been prepared on a going concern basis.

e) the internal financial controls have been laid down to be followed by your Company and such controls are adequate and are operating effectively.

f) proper systems to ensure compliance with the provisions of all applicable laws have been devised and such systems are adequate and are operating effectively.

15. PERFORMANCE EVALUATION

Pursuant to the provisions of Section 134 (3) (p), 149 (8) and Schedule IV of the Companies Act, 2013 and relevant provisions of SEBI (Listing Obligations and Disclosure Requirements) Regulations, 2015, annual performance evaluation of the Directors as well as of the Audit Committee, Nomination and Remuneration Committee and Stakeholders' Relationship Committee for the year 2021-22 was carried out by your Company.

For the year 2021-22, the performance evaluation of the Independent Directors was carried out by the entire Board and the performance evaluation of the Chairman and Non-Independent Directors was carried out separately by the Independent Directors.

16. INDEPENDENT DIRECTORS' MEETING

During the year under review, the Independent Directors of your Company met on 31st March, 2022, inter alia, to discuss:

i) Evaluation of performance of Non-Independent Directors and the Board of Directors of your Company as a whole;

ii) Evaluation of performance of the Chairman of your Company, taking into views of Executive and Non-Executive Directors;

iii) Evaluation of the quality, content and timelines of flow of information between the Management and the Board that is necessary for the Board to effectively and reasonably perform its duties.

17. MANAGERIAL REMUNERATION

The information required under Rule 5 (1) of the Companies (Appointment and Remuneration of Managerial Personnel) Rules, 2014 is provided as a separate annexure. The information as required under Rule 5 (2) of the Companies (Appointment and Remuneration of Managerial Personnel) Rules, 2014 will be provided upon request by any Member of your Company. In terms of Section 136 (1) of the Companies Act, 2013, the Report and the Accounts are being sent to the Members excluding the aforesaid Annexure. Any Member interested in obtaining copy of the same may write to the Company Secretary at the Registered Office of your Company.

18. NOMINATION AND REMUNERATION POLICY

The Nomination and Remuneration Policy recommended by the Nomination and Remuneration Committee and approved by the Board of Directors of your Company in its Meeting held on 29th May, 2014 continues to be adopted by your Company. The Remuneration Policy of your Company is attached to this Report as a separate annexure and the same can be accessed by clicking on the weblink http://www.savita.com/about/remuneration-policy.php

19. CSR POLICY

The Corporate Social Responsibility Policy recommended by the CSR Committee and approved by the Board of Directors of your Company in its Meeting held on 29th May, 2014 continues to be adopted by your Company. The same can be accessed by clicking on the weblink http://www.savita.com/about/corporate-social-responsibility.php

The disclosure relating to the amount spent on Corporate Social Responsibility activities for the financial year ended 31st March, 2022 is attached to this Report as a separate annexure.

20. LISTING AND OTHER REGULATORY ORDERS AGAINST YOUR COMPANY, IF ANY

Your Company's shares continue to be listed on BSE Limited and National Stock Exchange of India Limited. The Listing Fees to these two Stock Exchanges for the FY 2022-23 have been paid by your Company on time.

There were no significant or material orders passed by any of the regulators or courts or tribunals impacting the going concern status and your Company's operations in future.

21. TRANSFER TO INVESTOR EDUCATION AND PROTECTION FUND

During the year, your Company has transferred ₹ 13.01 Lakhs towards unclaimed Dividend as against ₹ 15.73 Lakhs towards unclaimed Dividend in the previous year to the Investor Education and Protection Fund, which amount was due and payable for the FY 2013-14 and remained unclaimed and unpaid for a period of 7 years, as provided in Section 125 of the Companies Act, 2013.

Your Company has intimated to the shareholders who had not claimed dividends for the past 7 years to claim the dividends forthwith failing which their shares would stand transferred to the IEPF Authority after 17th October, 2022.

22. KEY FINANCIAL RATIOS

Key Financial Ratios for the financial year ended 31st March, 2022, are provided in the Management Discussion and Analysis Report which is annexed hereto and forms part of the Board's Report.

23. STATUTORY AUDITORS

Your Company's Statutory Auditors, G. D. Apte & Co., Chartered Accountants, Mumbai, (Registration No.100515W) shall retire at the conclusion of the ensuing Annual General Meeting after completing their first term of 5 consecutive years.

Your Directors in its meeting held on 30th May, 2022, based on the recommendation of the Audit Committee and pursuant to the provisions of Section 139 and other applicable provisions of the Companies Act, 2013 and the Rules made there under, have re-appointed G. D. Apte & Company, Chartered Accountants (Firm Registration No. 100515W) as the Statutory Auditors of the Company for the second term of 5 years to hold office from the conclusion of the ensuing 61st Annual General Meeting until the conclusion of the 66th Annual General Meeting of the Company, subject to approval by Shareholders at ensuing Annual General Meeting.

In view of the above, the re-appointment of G. D. Apte & Company, Chartered Accountants, covering the period from the conclusion of this ensuing 61st Annual General Meeting until the conclusion of the 66th Annual General Meeting, along with remuneration to be paid to them for FY 2022-23, is being placed for Members' approval.

As required under Section 139 of the Companies Act, 2013, the Company has obtained a written consent from the Auditors for their re-appointment and also a certificate from them to the effect that their re-appointment would be in accordance with the conditions prescribed under the Companies Act, 2013 and the Rules made there under, as may be applicable.

24. AUDITORS' REPORT

The Auditors' Report to the Members on the Accounts of your Company for the financial year ended 31st March, 2022 is attached to this Report and does not contain any qualification, reservation or adverse remark. No fraud has been reported by the Auditors to the Audit Committee or Board.

25. SECRETARIAL AUDIT REPORT

Secretarial Audit for the FY 2021-22 was conducted by MP & Associates, Company Secretaries in Practice in accordance with the provisions of Section 204 of the Companies Act, 2013. The Secretarial Audit Report is attached as a separate annexure to this Report and does not contain any qualification, reservation or adverse remark. The Company has complied with the applicable provisions of Secretarial Standards.

26. COST AUDIT

In compliance with the provisions of Section 148 of the Companies Act, 2013, the Board of Directors of your Company at its meeting held on 30th May, 2022 has appointed Kale & Associates, Cost Accountants as Cost Auditors of your Company for the FY 2022-23. In terms of the provisions of Section 148(3) of the Companies Act, 2013 read with Rule 14(a)(ii) of The Companies (Audit and Auditors) Rules, 2014, the remuneration of the Cost Auditors has to be ratified by the Members. Accordingly, necessary resolution is proposed at the ensuing Annual General Meeting for ratification of the remuneration payable to the Cost Auditors for the FY 2022-23. The Company has prepared and maintained the cost records as specified by the Central Government under Section 148(1) of the Act.

27. RISK MANAGEMENT

In accordance with the provisions of SEBI (Listing Obligations and Disclosure Requirements) Regulations, 2015, your Company has Risk Management Committee in operation to oversee the Risk Management of your Company in line with your Company's Risk Framework and a detailed Policy to cover risk assessments, identification of various significant risks and mitigation plans to address the identified risks. Your Company's Risk Management Policy continues to be displayed on the website and the same can be accessed by clicking on the weblink http://www.savita.com/about/risk-management-policy.php

28. INTERNAL CONTROL SYSTEMS AND THEIR ADEQUACY

Your Company's internal control systems are in line with size, scale and complexity of its operations. The Audit Committee has been vigilant and supervises the scope and authority of the Internal Audit function in your Company as a continuing exercise. Your Company also hires services of external agency for periodically carrying out internal audit in areas identified by the Audit Committee from time to time, as is prescribed under the law. Such internal audit reports are considered at each of the Audit Committee Meetings where significant audit observations are discussed in detail and action plans narrating corrective actions are then suggested to be taken thereon by the concerned departments. The actions taken are reviewed by the Audit Committee at their subsequent meetings.

29. VIGIL MECHANISM

Your Company has a vigil mechanism policy to deal with instances of fraud and mismanagement, if any. The Whistle Blower Policy framed for the purpose is uploaded on the website and the same can be accessed by clicking on the weblink http://www.savita.com/about/whistle-blower-policy.php

30. DIVIDEND DISTRIBUTION POLICY

In accordance with the provisions of Regulation 43A of the SEBI (Listing Obligations and Disclosure Requirements) Regulations, 2015, your Company has formulated a Dividend Distribution Policy of your Company. The Dividend Distribution Policy is uploaded on the website www.savita.com of your Company, which can be accessed by clinking on the weblink

http://www.savita.com/uploads/Dividend-Distribution-Policy.pdf

31. RELATED PARTY TRANSACTIONS

The Audit Committee scrutinises and approves all related party transactions attracting compliance under Section 188 and/or Regulation 23 of the SEBI (Listing Obligations and Disclosure Requirements) Regulations, 2015 before placing them for Board's approval. Prior omnibus approval of the Audit Committee is also sought for transactions which are of a foreseen and repetitive nature.

The Policy on materiality of related party transactions and dealing with related party transactions as approved by the Board of Directors of your Company is uploaded on the website and the same can be accessed by clicking on the weblink http://www.savita.com/about/policy-for-dealing-with-related-party.php

The disclosures on related party transactions too are made in the Financial Statements of your Company from time to time.

32. EXTRACT OF ANNUAL RETURN

The web link for the Annual Return in prescribed Form MGT-7 is uploaded on the website www.savita.com of your Company. The same can be accessed by clicking on the web link http://www.savita.com/investors/pdfs/Draft-Form-MGT-7-Annual-Return-for-FY-2021-22.pdf

33. BUSINESS RESPONSIBILITY REPORT

In compliance with the relevant provisions of SEBI (Listing Obligations and Disclosure Requirements) Regulations, 2015, the Business Responsibility Report describing the initiatives taken by your Company from an environmental, social and governance perspective is attached herewith as a separate Annexure.

34. SEXUAL HARASSMENT GRIEVANCES

During the year under review, there were no grievances reported under the Sexual Harassment of Women at Workplace (Prevention, Prohibition and Redressal) Act, 2013.

35. INDUSTRIAL RELATIONS

The industrial relations continued to be generally peaceful and cordial during the year.

36. CONSERVATION OF ENERGY, TECHNOLOGY ABSORPTION AND FOREIGN EXCHANGE EARNINGS AND OUTGO

The information relating to the Conservation of Energy, Technology Absorption and Foreign Exchange Earnings and Outgo as required to be disclosed under the Companies (Accounts) Rules, 2014, is given as an annexure forming part of this Report.

37. MATERIAL CHANGES

There have been no material changes and commitments affecting the financial position of your Company since the close of the financial year i.e., 31st March, 2022. Further, it is hereby confirmed that there has been no change in the nature of the business of your Company.

38. ACKNOWLEDGEMENTS

Your Directors are grateful for the encouragement, support and co-operation received from all stakeholders of your Company including members, customers, suppliers, government authorities, banks and all other associates and also wish to thank them for the trust reposed in the Management. Your Directors are also grateful to all the employees for their commitment and contribution to the welfare of your Company.

For and on behalf of the Board

Gautam N. Mehra
Managing Director
(DIN: 00296615)

Mumbai
2nd August, 2022

ANNEXURE TO THE DIRECTORS' REPORT

REMUNERATION POLICY OF THE COMPANY

In accordance with the provisions of Section 178 of the Companies Act, 2013 and the Rules made there under, the Nomination and Remuneration Committee ("Committee") of Savita Oil Technologies Limited ("the Company") was constituted on 1st February, 2014 consisting of three Independent Directors.

1. OBJECTIVE

This policy has been formulated in compliance with Section 178 of the Companies Act, 2013 read along with the applicable Rules thereto and Clause 49 under the Listing Agreement.

2. EFFECTIVE DATE

This Policy is effective from 1st February, 2014.

3. SCOPE

This policy is applicable to Directors and Senior Personnel of the Company.

4. DEFINITIONS

4.1. Act means the Companies Act, 2013 and Rules framed thereunder, as amended from time to time.

4.2. Board means Board of Directors of the Company.

4.3. Directors mean Directors of the Company.

4.4. Key Managerial Personnel mean –

1. Managing Director
2. Whole-time Director
3. Chief Financial Officer
4. Company Secretary

4.5. Senior Management means personnel of the Company who are Members of its core management team excluding the Board of Directors. This would also include all Members of management one level below the executive directors including all functional heads. Senior Management in the Company means and includes the Presidents heading different functions in the Company.

5. ROLE OF THE COMMITTEE

a) To formulate criteria for identifying Directors and Senior Management employees of the Company.

b) To recommend to the Board in relation to appointment and removal of Directors and Senior Management.

c) To formulate criteria for evaluation of Independent Directors on the Board.

d) To carry out evaluation of the performance of the Directors on the Board.

e) To formulate and recommend to the Board a policy relating to the remuneration payable to Directors, Key Managerial Personnel and Senior Management employees covered under Clause 4.5.

f) To ensure that level and composition of remuneration is reasonable and sufficient to attract, retain and motivate Directors of the quality required to run the Company successfully.

g) To ensure that the relationship of remuneration to performance is clear and meets appropriate performance benchmarks; and

h) To ensure that remuneration to Directors, Key Managerial Personnel and Senior Management involves a balance between fixed and variable performance linked payout (PLP) reflecting short and long term performance objectives appropriate to the working of the Company and its goals.

i) To devise a policy on Board diversity.

6. POLICY RELATING TO THE REMUNERATION FOR DIRECTORS, KEY MANAGERIAL PERSONNEL (KMP) AND SENIOR MANAGEMENT EMPLOYEES

6.1 General:

a) The Committee shall ensure that the level and composition of remuneration is reasonable and sufficient to attract, retain and motivate Directors of the quality required to run the Company successfully.

b) Moreover it shall also ensure that the relationship of remuneration to performance is clear and meets appropriate performance benchmarks.

c) Remuneration for Directors, Key Managerial Personnel and Senior Management should involve a balance between fixed and variable pay reflecting short and long term performance objectives appropriate to the working of the Company and its goals.

d) The remuneration payable to the Directors of a Company including Managing Director/Whole-time Directors shall be recommended by the Committee to the Board for approval. Such remuneration payment including Commission, if any, shall be in accordance with and subject to the provisions of the Act and approval of the Members

of the Company and Central Government, wherever required, as per the provisions of the Act.

e) In respect of Key Managerial Personnel, the remuneration as approved by the Board of Directors shall be payable to such KMPs. The annual increment to the KMPs and Senior Management shall be based on the annual appraisal and shall be determined by the Managing Director.

f) Professional indemnity and liability insurance for Directors, Key Managerial Personnel and Senior Management not to be treated as remuneration. Provided that if such person is proved to be guilty, the premium paid on such insurance shall be treated as part of the remuneration.

6.2 Remuneration to Managing Director/Whole-time Directors:

The remuneration for the Managing Director/Whole-time Director will be governed as per the provisions of the Companies Act, 2013 and the rules framed thereunder from time to time.

6.3 Remuneration to Non-Executive & Independent Directors:

a) The remuneration payable to Non-Executive & Independent Directors will be governed as per the provisions of the Companies Act, 2013 and the rules framed thereunder from time to time.

b) These Directors may receive remuneration by way of fees for attending meetings of the Board or any Committee thereof, provided that the amount of such fees shall not exceed such amount as may be prescribed by the Central Government from time to time.

c) Remuneration may be paid by way of commission within the monetary limit approved by Members, subject to the limit as per the applicable provisions of the Companies Act, 2013.

d) Independent Directors shall not be entitled to any stock options of the Company under the Companies Act, 2013.

6.4 Remuneration to KMP and Senior Management employees:

As mentioned earlier, the remuneration as approved by the Board of Directors shall be payable to KMPs. The annual increment to the KMPs and Senior Management Personnel shall be based on the annual appraisal and shall be determined by the Managing Director.

7. DISCLOSURE OF THE POLICY

The Remuneration Policy and the Evaluation Criteria of the Committee shall be disclosed in the Board's Report forming a part of the Annual Report of the Company.

8. FREQUENCY OF MEETINGS

The meetings of the Committee could be held at such regular intervals as may be required.

9. QUORUM

Minimum two (2) Members shall constitute a quorum for the Committee meeting.

10. CHAIRMAN

In the absence of the Chairman, the Members of the Committee present at the meeting shall choose one amongst them to act as Chairman.

Chairman of the Nomination and Remuneration Committee meeting could be present at the Annual General Meeting to answer the Members' queries. However it would be upto the Chairman to nominate some other member to answer the Members' queries.

11. SECRETARY

The Company Secretary of the Company shall act as Secretary of the Committee.

12. MINUTES OF THE COMMITTEE MEETING

Proceedings of all meetings must be minuted and signed by the Chairman of the Committee and tabled at the subsequent Board and Committee meeting.

13. MISCELLEANOUS:

(a) In respect of any policy matters relating to Senior Management (excluding KMPs), the Committee may delegate any of its powers to one or more Company representatives occupying Senior management position.

(b) This policy shall be updated from time to time, by the Company in accordance with the amendments, if any, to the Companies Act, 2013, rules made thereunder, Listing Agreement or any other applicable enactment for the time being in force.

For and on behalf of the Board

Gautam N. Mehra
Managing Director
(DIN: 00296615)

Mumbai
2nd August, 2022
Note: This Policy is effective from 1st February, 2014.

ANNEXURE TO THE DIRECTORS' REPORT

Report on Corporate Social Responsibility (CSR) Activities during FY 2021-2022

1. A brief outline on CSR Policy of the Company

   The CSR Committee of the Company had framed the Corporate Social Responsibility Policy in the year 2014-15 in terms of the provisions of Section 135(1) of the Companies Act, 2013.

   The Policy aims at serving the community with a focus on Education, Healthcare, Sustainable Livelihood, Infrastructure Development and efforts to bring about effective Social Change. The CSR activities proposed are more aligned with activities specified in Schedule VII of the Companies Act, 2013.

2. Composition of the CSR Committee

Sr. No.	Name of Director	Designation/Nature of Directorship	Number of meetings of CSR Committee held during the year	Number of meetings of CSR Committee attended during the year
1	Mr. Gautam N. Mehra	Managing Director (Chairman)	3	3
2	Mr. Suhas M. Dixit	Whole-time Director (Member)	3	3
3	Mr. Ravindra Pisharody	Independent Director (Member)	3	3

3. The web-link of Composition of CSR committee, CSR Policy and CSR projects approved by the Board are disclosed on the website of the Company

The composition of the CSR Committee:	http://www.savita.com/about/pdf/Committee-Composition-SOTL.pdf
CSR Policy:	http://www.savita.com/about/corporate-social-responsibility.php
CSR Projects as approved by the Board:	http://www.savita.com/investors/pdfs/CSR_2021-22.pdf

4. Details of Impact assessment of CSR projects carried out in pursuance of sub-rule (3) of Rule 8 of the Companies (Corporate Social Responsibility Policy) Rules, 2014

   The Company voluntarily carries out impact assessment of CSR Projects in the normal course. There are no projects undertaken or completed for which the impact assessment report is applicable in FY 2021-22.

5. Details of the amount available for set off in pursuance of sub-rule (3) of Rule 7 of the Companies (Corporate Social Responsibility Policy) Rules, 2014 and amount required for set off for the financial year, if any: Not Applicable

6. Average net profit of the Company as per Section 135(5) calculated for last 3 financial years (2018-19, 2019-20 and 2020-21): ₹ 19,123.34 Lakhs

7. (a) Two % of average net profit of the Company as per Section 135(5): ₹ 382.47 Lakhs

   (b) Surplus arising out of the CSR projects or programmes or activities of the previous financial years: Nil

   (c) Amount required to be set off for the financial year: Nil

   (d) Total CSR obligation for the financial year (7a+7b-7c): ₹ 382.47 Lakhs

8. (a) CSR amount spent or unspent for the financial year:

Total Amount Spent for the Financial Year (in ₹)	Amount Unspent (in ₹)				
	Total Amount transferred to Unspent CSR Account as per Section 135(6)		Amount transferred to any fund specified under Schedule VII as per second proviso to Section 135(5)		
	Amount	Date of transfer	Name of the Fund	Amount	Date of transfer
₹ 382.71 Lakhs	₹ 100.00 Lakhs	27th April, 2022	-	Nil	-

(b) Details of CSR amount spent against ongoing projects for the financial year:

1	2	3	4	5		6	7	8	9	10	11	
Sr. No.	**Name of the Project**	**Item from the list of activities in Schedule VII to the Act**	**Local area (Yes/ No)**	**Location of the project**		**Project duration**	**Amount allocated for the project (in ₹)**	**Amount spent in the current financial Year (in ₹)**	**Amount transferred to Unspent CSR Account for the project as per Section 135(6) (in ₹)**	**Mode of Implementation - Direct (Yes/No)**	**Mode of Implementation - Through Implementing Agency**	
				State.	District.						Name	CSR Registration number.
1	Construction of Centralised Kitchen (Katra)	Healthcare	No	Jammu & Kashmir	Reasi	3 years	1,00,00,000	NIL	1,00,00,000	No	Akshay Patra Foundation	CSR00000286
	Total						**1,00,00,000**		**1,00,00,000**			

(c) Details of CSR amount spent against other than ongoing projects for the financial year:

1	2	3	4	5		6	7	8	
Sr. No.	**Name of the Project**	**Item from the list of activities in Schedule VII to the Act**	**Local area (Yes/ No)**	**Location of the project**		**Amount spent for the project (in ₹)**	**Mode of Implementation - Direct (Yes/No)**	**Mode of Implementation - Through Implementing Agency**	
				State	**District**			**Name**	**CSR Registration Number**
1	Construction of Urology Lithotripsy Unit, (Bhakti Vedanta Hospital & Research Institute)	Healthcare	Yes	Maharashtra	Mumbai	1,00,00,000	No	Shri Chaitanya Seva Trust	CSR00001017
2	Mid-Day Meal Programme	Healthcare	Yes	-	Silvassa, Dadra and Nagar Haveli and Daman and Diu	75,00,000	No	Akshay Patra Foundation	CSR00000286
3	Procuring Medical Equipments for Radiology and Operation Theatre facilities (Sri Venkateshwara Institute of Cancer Care and Advanced Research)	Healthcare	No	Andhra Pradesh	Tirupati	1,00,00,000	No	Alamelu Charitable Foundation	CSR00001539
4	Vocational Training for the Blind	Education	Yes	Maharashtra	Mumbai	20,250	No	National Society For The Blind	CSR00003584
5	Vocational Training and Other Education Courses for the Deaf	Education	Yes	Maharashtra	Mumbai	7,00,000	No	Deeds Public Charitable Trust	CSR00000703
6	Cancer Awareness Program	Healthcare	Yes	-	Silvassa, Dadra and Nagar Haveli and Daman and Diu	51,000	No	Krishna Cancer Aid Association	CSR00015952
	Total					**2,82,71,250**			

(d) Amount spent in Administrative Overheads: Nil

(e) Amount spent on Impact Assessment, if applicable: Not Applicable

(f) Total amount spent for the Financial Year (8b+8c+8d+8e): ₹ 382.71 Lakhs

(g) Excess amount for set off, if any:

Sr. No.	Particulars	Amount (₹ In Lakhs)
(i)	Two percent of average net profit of the Company as per Section 135(5)	₹ 382.47
(ii)	Total amount spent for the financial year	₹ 382.71
(iii)	Excess amount spent for the financial year [(ii)-(i)]	₹ 0.24
(iv)	Surplus arising out of the CSR projects or programmes or activities of the previous financial years, if any	Nil
(v)	Amount available for set off in succeeding financial years [(iii)-(iv)]	₹ 0.24

9. (a) Details of Unspent CSR amount for the preceding three financial years:

1	2	3	4	5			6
Sr. No.	Preceding Financial Year	Amount transferred to Unspent CSR Account under Section 135(6) (in ₹)	Amount spent in the reporting Financial Year (in ₹)	Amount transferred to any fund specified under Schedule VII as per Section 135(6), if any			Amount remaining to be spent in succeeding financial years (in ₹)
				Name of the Fund	Amount (in ₹)	Date of transfer	
NA							

(b) Details of CSR amount spent in the financial year for ongoing projects of the preceding financial years:

1	2	3	4	5	6	7	8	9
Sr. No.	Project ID	Name of the Project	Financial Year in which the project was commenced	Project duration	Total amount allocated for the project (in ₹)	Amount spent on the project in the reporting Financial Year (in ₹)	Cumulative amount spent at the end of reporting Financial Year (in ₹)	Status of the project -Completed /Ongoing
NA								

10. In case of creation or acquisition of capital asset, furnish the details relating to the asset so created or acquired through CSR spent in the financial year (asset-wise details):

    (a) Date of creation or acquisition of the capital asset(s): NA

    (b) Amount of CSR spent for creation or acquisition of capital asset: NIL

    (c) Details of the entity or public authority or beneficiary under whose name such capital asset is registered, their address etc.: NA

    (d) Provide details of the capital asset(s) created or acquired (including complete address and location of the capital asset): NA

11. Specify the reason(s), if the company has failed to spend two percent of the average net profit as per Section 135(5)

    The Company has spent requisite amount on CSR Projects as per Section 135(5) during the year.

Gautam N. Mehra
Managing Director and
CSR Committee Chairman
(DIN: 00296615)

Mumbai
2nd August, 2022

ANNEXURE TO THE DIRECTORS' REPORT

Information pertaining to remuneration to Managerial Personnel

Information pursuant to Section 197 of the Companies Act, 2013 read with Rule 5 of The Companies (Appointment and Remuneration of Managerial Personnel) Rules, 2014 and forming part of the Directors' Report for the year ended 31st March, 2022:

Sr. No.	Name of Employee	Age	Designation	Gross Remuneration (in ₹)	Qualification	Exp. (in years)	Date of joining	Previous Employment/ Position held
1	Mr. Gautam N. Mehra	61	Managing Director	5,60,60,876	B.E. (Chem), M.B.A., Univ. of California (Berkeley)	39	1st December, 1983	Marketing Executive – Mehra Trading & Investment Company Private Limited

Notes:

1. Remuneration includes basic salary, allowances, commission paid, Company's contribution to Provident Fund and other perquisites valued in accordance with the Income Tax Rules, 1961.
2. The Company has contributed an appropriate amount to the Gratuity Fund on actuarial valuation. As the employee-wise break-up of contribution is not available, the same is not included above.
3. Experience includes number of years' service elsewhere.
4. The nature of employment is contractual and is governed by the rules and regulations of the Company in force from time to time.
5. Information regarding remuneration and particulars of other employees of the Company will be available for inspection by the Members at the Registered office of the Company during business hours on working days upto the date of the ensuing Annual General Meeting of your Company, subject to COVID-19 restrictions. If any Member is interested in obtaining a copy thereof, such Member may write to the Company Secretary, where upon, a copy would be sent.

For and on behalf of the Board

Gautam N. Mehra
Managing Director
(DIN: 00296615)

Mumbai
2nd August, 2022

ANNEXURE TO THE DIRECTORS' REPORT

Details pertaining to remuneration as required under Section 197(12) of the Companies Act, 2013 read with Rule 5(1) of the Companies (Appointment and Remuneration of Managerial Personnel) Rules, 2014 and forming part of the Directors' Report for the year ended 31st March, 2022:

i) The percentage increase in remuneration of each Director, Chief Financial Officer and Company Secretary during the financial year 2021-22, ratio of the remuneration of each Director to the median remuneration of the employees of your Company for the financial year 2021-22 and the comparison of remuneration of each Key Managerial Personnel (KMP) against the performance of your Company are as under:

No.	Name of Director/KMP and Designation	% increase/ decrease (-) in Remuneration in the Financial Year 2021-22	Ratio of remuneration of each Director/to median remuneration of employees	Comparison of the Remuneration of the KMP against the performance of the Company
1	Mr. Gautam N. Mehra (Managing Director)	14.66	79.09:1	Net Sales increased exponentially. There was record Net Profit of ₹ 24,999 Lakhs
2	Mr. Siddharth G. Mehra (Whole-time Director)	200.79	25.41:1	
3	Mr. Suhas M. Dixit (Whole-time Director & Chief Financial Officer)	15.32	17.96:1	
4	Mrs. Meghana C. Dalal (Independent Director)	6.06	0.92:1	
5	Mr. Ravindra Pisharody (Independent Director)	8.57	1.00:1	
6	Mr. Hariharan Sunder (Independent Director)	-	0.66:1	
7	Mr. Uday C. Rege (Company Secretary & EVP – Legal)	15.30	NA	

ii) The median remuneration of employees of the Company during the financial year was ₹ 7,60,228/-.

iii) In the financial year, there was an increase of 7.80% in the median remuneration of employees.

iv) There were 463 permanent employees on the rolls of the Company as on 31st March, 2022.

v) Relationship between average increase in remuneration and company performance: - Net sales increased exponentially in value terms with net profit of ₹ 24,999 Lakhs and the increase in median remuneration was 7.80%.

vi) Comparison of Remuneration of the Key Managerial Personnel against the performance of your Company:-

The total remuneration of Key Managerial Personnel increased by 29.43% from ₹ 812 Lakhs in FY 2020-21 to ₹ 1,051 Lakhs in FY 2021-22. The Company in FY 2021-22 made a net profit of ₹ 24,999 Lakhs (against ₹ 22,396 Lakhs in FY 2020-21).

vii) a) Variations in the market capitalisation of your Company:

The market capitalisation as on 31st March, 2022 was ₹ 1,451 Crores (₹ 1,350 Crores as on 31st March, 2021).

b) Price Earnings ratio of your Company as at 31st March, 2022 was 5.80 and was 6.03 as at 31st March, 2021.

c) Percentage increase/decrease in the market quotations of the shares of your Company as compared to the rate at which your Company came out with the last public offer in the year:-

The Company had come out with initial public offer (IPO) in 1994. The share price of the Company first listed on BSE in October 1994 was ₹ 240 per share of the face value of ₹ 10/- per share. Share price of the Company quoted on BSE on 31st March, 2022 was ₹ 1,050.05. Increase in the Net-worth of the Company was 16.94% as compared to the previous year.

viii) Average percentage increase made in the salaries of employees other than the managerial personnel in the last financial year i.e. 2021-22 was 8.32% and the increase in the remuneration of Directors, KMPs and senior managerial personnel for the same financial year was 29.30%.

ix) The key parameters for the variable component of remuneration availed are considered by the Board of Directors based on the recommendations of the Nomination and Remuneration Committee as per the Remuneration Policy for Directors, Key Managerial Personnel and other Employees.

x) The ratio of the remuneration of the highest paid Director to that of the employees who are not Directors but received remuneration in excess of the highest paid Director during the year – Not Applicable; and

xi) Remuneration paid is as per the Remuneration Policy for Directors, Key Managerial Personnel and other Employees.

For and on behalf of the Board

Gautam N. Mehra
Managing Director
(DIN: 00296615)

Mumbai
2nd August, 2022

ANNEXURE TO THE DIRECTORS' REPORT

Pursuant to Section 134(3)(m) of the Companies Act, 2013 read with Rule 8(3) of The Companies (Accounts) Rules, 2014

A. CONSERVATION OF ENERGY:

a) Energy Conservation Measures Taken:

Turbhe Plant

- 300 KW roof top solar power generation plant was commissioned in March, 2022
- Replaced diesel driven forklift with battery operated forklift
- Plant old conventional lights were replaced with LED lights
- Bubble jet air mixing system installed

Kharadpada Plant

- Replaced diesel operated forklift with battery operated forklift
- Replaced conventional lights with LED efficient lights in plant
- Effectively utilized solar power from the captive solar plant for plant activities
- Improved productivity in filling machines

Silli Plant

- Continued with replacement of old conventional lights with LED efficient lights in plant
- Effectively utilized solar renewable energy source
- Replaced diesel forklift with battery operated forklift

b) Impact of Above Measures:

Turbhe Plant

- Installation of 300 KW solar power plant would lead to an estimated generation of 4,83,000 units per annum and would reduce demand of grid supplied electrical power by a similar amount
- Installation of bubble jet air mixing system for Oil-1 tank reduced blending time which in turn would result in reducing the consumption of electrical energy
- By replacement of old conventional lights with LED lights, substantial savings in terms of units consumed and resultant savings in costs
- Savings in diesel consumption by replacement of diesel operated forklift by battery operated forklift

Kharadpada Plant

- Replacement of Conventional lights with LED lights resulting in 6027 KWH saving per year
- 20 KW Solar plant generated 23,122 KWH

Silli Plant

- Replacement of the old conventional lights with LED efficient lights resulted in saving of 23,400 KWH in 2021-22 and it will be recurring savings
- 23,094 KWH generated from solar source per year
- Saving in diesel consumption by replacement of diesel operated forklift with battery operated forklift

c) Additional Investments and Proposal for Reduction in Consumption of Energy :

Turbhe Plant

- Bubble jet air mixing system planned for Oil-2 & Oil-4 tanks
- LED replacement work for balance area to be done in stage wise manner
- Installation of Harmonics Control & Power Factor improving panel for energy saving and controlling losses

Kharadpada Plant

- Replacement of diesel forklift with battery operated forklift will be undertaken
- Replacement of conventional lights with LED efficient lights in plant
- Energy recovery system is being evaluated for air compressor

Silli Plant

- Process of replacing conventional lights with energy efficient LED lights will continue
- Replacement of diesel forklifts with battery operated forklifts will be undertaken

d) Total Energy Consumption and Energy Consumption per Unit of Production

Form 'A' enclosed.

B. TECHNOLOGY ABSORPTION

Efforts made for technology absorption are detailed in Form 'B'.

C. ACTIVITIES RELATING TO EXPORTS

Your Company's Export Sales (FOB Value) stood at ₹ 504.6 Crores, almost double of last year's figures of ₹ 262.5 Crores largely driven by demand recovery as global world markets opened up post COVID-19 pandemic lockdowns.

Supply chain disruptions coupled with high container freights (shortages/disturbed sailing schedules) presented an opportunity to export in bulk, especially in second half of the fiscal year. Your Company hopes to build on this opportunity in the years to come.

D. TOTAL FOREIGN EXCHANGE USED AND EARNED

		₹ in Lakhs
(i)	CIF Value of Imports	2,15,253.97
(ii)	Expenditure in Foreign Currency	1,055.40
(iii)	Foreign Exchange earned	56,275.78

E. PARTICULARS OF EMPLOYEES

Information pursuant to Section 197 of the Companies Act, 2013 read with Rule 5 of The Companies (Appointment and Remuneration of Managerial Personnel) Rules, 2014 and forming part of the Directors' Report for the year ended 31st March, 2022 has been annexed separately.

For and on behalf of the Board

Gautam N. Mehra
Managing Director
(DIN: 00296615)

Mumbai
2nd August, 2022

FORM - A

DISCLOSURE OF PARTICULARS WITH RESPECT TO CONSERVATION OF ENERGY

A. POWER AND FUEL CONSUMPTION

PARTICULARS	2021-22	2020-21
1. Electricity		
a. Purchased units (Million)	2.49	2.26
Total amount (₹ in Lakhs)	192.25	196.70
Average rate/unit (₹)	7.71	8.72
b. Own Generation		
i) Through Diesel Generation	42,033	40,069
Units per litre of diesel oil	2.92	3.31
Average rate/unit (₹)	31.56	22.74
ii) Through Steam Turbine Generators	-	-
iii) Through Wind Turbines	-	-
Units (Million)	-	-
Total amount (₹ in Lakhs)	-	-
Average rate/unit (₹)	-	-
2. Coal	-	-
3. Furnace Oil		
Quantity (KL)	-	-
Total amount (₹ in Lakhs)	-	-
Average rate/unit (₹)	-	-
4. Others	-	-

B. CONSUMPTION PER UNIT OF PRODUCTION

Particulars	Year	Transformer Oil	Liquid Paraffin	Lubricating Oils	Others
Electricity (KWH)	2021-22	4	11	4	4
	2020-21	4	12	4	4
Furnace Oil (in litres)	2021-22	-	-	-	-
	2020-21	-	-	-	-

For and on behalf of the Board

Gautam N. Mehra
Managing Director
(DIN: 00296615)

Mumbai
2nd August, 2022

FORM – B

DISCLOSURE OF PARTICULARS WITH RESPECT TO TECHNOLOGY ABSORPTION

RESEARCH AND DEVELOPMENT

1. SPECIFIC AREAS IN WHICH R & D CARRIED OUT

Your Company's R&D continued to work on developing new products in the areas of Automotive and Industrial Lubricant Oils, White Oils and Transformer Oils. While developing, offering and delivering new products to the customers, R&D also supported the key customers to evaluate product performance by condition monitoring. R&D has also worked on developing more cost-effective solutions for products in current use by customers.

Some of the new products that were developed are:

- Engine Oil for TREM IV tractors and engine oil for small engines of lawn movers;
- Rock Breaker Hydraulic Oil as well as new API CK-4 15W-40 engines oils for CEV IV vehicles;
- Long lasting Hydraulic Oil for over 4500 hours of drain interval, this has been introduced as a Genuine Oil after extensive trial;
- New coolant for heavy industries use;
- 2 new products for the latest bikes meeting API SN specifications and higher grade synthetic two wheeler oil for higher CC Bikes;
- New grade of White Oils to meet stringent specifications for the Polymer Industry as well as for the Textile Industry.

2. BENEFITS DERIVED

Due to the development of newer products, your Company has been able to add new customers to its client list as well as enhance the product offerings to its current customers in both the Domestic and International markets.

3. FUTURE PLAN OF ACTION

The focus of your Company's R&D is to work on providing greener and more sustainable solutions for the customers in the fields of Transformer Oils and Lubricating Oils. Work is focused on expansion of the product portfolio by introducing Synthetic, Bio-Degradable and products incorporating renewable feedstock.

4. EXPENDITURE ON RESEARCH AND DEVELOPMENT

		₹ in Lakhs
a)	Capital	–
b)	Recurring	171.83
	Total	171.83
	Total R & D expenditure as % of turnover	0.06%

5. TECHNOLOGY ABSORPTION

The current work being done by your Company's R&D is being steadily commercialised by introducing new products as well as more cost-effective variant of existing products for your Company's customers.

For and on behalf of the Board

Gautam N. Mehra
Managing Director
(DIN: 00296615)

Mumbai
2nd August, 2022

FORM NO. AOC – 1

Pursuant to first proviso to sub-section (3) of Section 129 read with rule 5 of the Companies (Accounts) Rules, 2014

Statement containing salient features of the financial statement of Subsidiaries or Associate Companies or Joint Ventures

Part A – Subsidiaries

(₹ in Lakhs)

1	Name of the Subsidiary	Savita Polymers Limited
2	The date since when subsidiary was acquired	8th October, 2021
3	Reporting period for the subsidiary concerned, if different from the Holding Company's reporting period	1st April, 2021 to 31st March, 2022
4	Reporting currency and exchange rate as on the last date of the relevant financial year in the case of foreign subsidiaries	NA
5	Share Capital	61.00
6	Reserves and surplus	10,440.86
7	Total Assets	13,506.00
8	Total Liabilities	3,004.14
9	Investments	2,826.87
10	Turnover	12,431.71
11	Profit before taxation	1,190.78
12	Provision for taxation	274.46
13	Profit after taxation	916.32
14	Proposed Dividend	91.50
15	Extent of Shareholding	100%

Part B – Associates and Joint Ventures: Not Applicable

For and on behalf of the Board

Gautam N. Mehra
Chairman & Managing Director
(DIN:00296615)

Mumbai
2nd August, 2022

FORM NO. AOC – 2

Pursuant to clause (h) of sub-section (3) of Section 134 of the Companies Act, 2013 and Rule 8(2) of the Companies (Accounts) Rules, 2014

Form for Disclosure of particulars of contracts/arrangements entered into by the Company with related parties referred to in sub section (1) of Section 188 of the Companies Act, 2013 including certain arms' length transactions under third proviso thereto.

1. Details of Contracts or Arrangements or Transactions not at Arms' Length Basis:

Sr. No.	Particulars	Details
a)	Name(s) of the related party & nature of relationship	NIL
b)	Nature of contracts/arrangements/transactions	
c)	Duration of the contracts/arrangements/transactions	
d)	Salient terms of the contracts or arrangements or transactions including the value, if any	
e)	Justification for entering into such contracts or arrangements or transactions	
f)	Date of approval by the Board	
g)	Amount paid as advances, if any	
h)	Date on which the special resolution was passed in General Meeting as required under first proviso to Section 188	

2. Details of Contracts or Arrangements or Transactions at Arms' Length Basis:

Sr. No.	Particulars	Details
a)	Name(s) of the related party & nature of relationship	1. Savita Polymers Limited 2. Savita Petro Additives Limited 3. Basant Lok Trading Co. (A Private Company) 4. Chemi Pharmex Private Limited 5. D. C. Mehra Public Charitable Trust 6. N. K. Mehra Trust
b)	Nature of contracts/ arrangements/ transactions	1. Sale of goods 2. Purchase of goods 3. Receipt of Rent 4. Payment of Rent 5. Car parking charges 6. Donation given
c)	Duration of the contracts/arrangements/transactions	1st April, 2021 – 31st March, 2022

Sr. No.	Particulars	Details
d)	Salient terms of the contracts or arrangements or transactions including the value, if any	1. Sale of Goods to: – Savita Polymers Limited of ₹ 921.47 Lakhs 2. Sale of Fixed Assets to: – Savita Polymers Limited of ₹ 6.23 Lakhs 3. Purchase of Goods from: – Savita Polymers Limited of ₹ 661.01 Lakhs 4. Dividend Received from: – Savita Petro Additives Limited of ₹ 0.0009 Lakhs – Savita Polymers Limited of ₹ 1.00 Lakhs 5. Rent Received from: – Savita Polymers Limited of ₹ 43.19 Lakhs 6. Rent Paid to: – Chemi Pharmex Private Limited of ₹ 45.35 Lakhs 7. Car Parking Charges Paid to: – Basant Lok Trading Co. (A Private Company) of ₹ 0.15 Lakhs – Chemi Pharmex Private Limited of ₹ 0.15 Lakhs 8. Donation Given to: – D. C. Mehra Public Charitable Trust ₹ 40.00 Lakhs – N. K. Mehra Trust ₹ 40.00 Lakhs
e)	Date of approval by the Board	28th June, 2021
f)	Amount paid as advances, if any	NIL

For and on behalf of the Board

Gautam N. Mehra
Chairman & Managing Director
(DIN:00296615)

Mumbai
2nd August, 2022

FORM NO. MR-3

SECRETARIAL AUDIT REPORT
FOR THE FINANCIAL YEAR ENDED 31ST MARCH, 2022

[Pursuant to Section 204(1) of the Companies Act, 2013 and rule No.9 of the Companies (Appointment and Remuneration of Managerial Personnel) Rules, 2014]

To,
The Members,
Savita Oil Technologies Limited

We have conducted the secretarial audit of the compliance of applicable statutory provisions and the adherence to good corporate practices by Savita Oil Technologies Limited (hereinafter called "the Company"). Secretarial Audit was conducted in a manner that provided us a reasonable basis for evaluating the corporate conducts/statutory compliances and expressing our opinion thereon.

Based on our verification of the Company's books, papers, minute books, forms and returns filed and other records maintained by the Company and also the information provided by the Company, its officers, agents and authorised representatives during the conduct of secretarial audit, we hereby report that in our opinion, the Company has, during the audit period covering the financial year ended on 31st March, 2022 complied with the statutory provisions listed hereunder and also that the Company has proper Board-processes and compliance-mechanism in place to the extent, in the manner and subject to the reporting made hereinafter:

We have examined the books, papers, minute books, forms and returns filed and other records made available to us and maintained by Savita Oil Technologies Limited ("the Company") for the financial year ended on 31st March, 2022 according to the provisions of:

(i) The Companies Act, 2013 ('the Act') and the rules made thereunder;

(ii) The Securities Contracts (Regulation) Act, 1956 ('SCRA') and the rules made thereunder;

(iii) The Depositories Act, 1996 and the Regulations and Bye-laws framed thereunder;

(iv) The following Regulations and Guidelines prescribed under the Securities and Exchange Board of India Act, 1992 ('SEBI Act'):-

   i. The Securities and Exchange Board of India (Substantial Acquisition of Shares and Takeovers) Regulations, 2011;

   ii. The Securities and Exchange Board of India (Prohibition of Insider Trading) Regulations, 2015;

   iii. The Securities and Exchange Board of India (Buyback of Securities) Regulations, 2018.

We have also examined compliance with the applicable clauses of the following:

i. Secretarial Standards with regard to meeting of Board of Directors (SS-1) and General Meetings (SS-2) issued by The Institute of Company Secretaries of India;

ii. SEBI (Listing Obligations and Disclosure Requirements) Regulations, 2015 and the Listing Agreements entered into by the Company with BSE Limited and National Stock Exchange of India Limited.

During the period under review and as per the explanations and representations made by the management and subject to clarifications given to us, the Company has complied with the provisions of the Act, Rules, Regulations, Guidelines, Standards, etc. mentioned above.

We further report that, having regard to the compliance system prevailing in the Company and on examination of the relevant documents and records in pursuance thereof, on test-check basis, the Company has complied with the following laws applicable specifically to the Company:

(a) The Petroleum Act, 1934 and rules made thereunder

(b) Maharashtra Solvents, Reffinate and Slop (Licence) Order, 2007

(c) Lubricating Oils & Greases (Processing, Supply & Distribution) Order, 1987

(d) The Electricity Act, 2003

We further report, that there were no events/ actions in pursuance of:

a) The Securities and Exchange Board of India (Issue of Capital and Disclosure Requirements) Regulations, 2018;

b) The Securities and Exchange Board of India (Share Based Employee Benefits) Regulations, 2014;

c) The Securities and Exchange Board of India (Issue and Listing of Debt Securities) Regulations, 2008;

d) The Securities and Exchange Board of India (Delisting of Equity Shares) Regulations, 2009;

e) The Securities and Exchange Board of India (Registrars to an Issue and Share Transfer Agents) Regulations, 1993 regarding the Companies Act and dealing with client.

We further report that:

The Board of Directors of the Company is duly constituted with proper balance of Executive Directors, Non-Executive Directors and Independent Directors. There were no changes in the composition of the Board of Directors.

Adequate notice is given to all Directors to schedule the Board Meetings, agenda and detailed notes on agenda were sent at least seven days in advance, and a system exists for seeking and obtaining further information and clarifications on the agenda items before the meeting and for meaningful participation at the meeting.

Decisions at the Board Meetings, as represented by the management, were taken unanimously as recorded in the minutes of meetings of the Board of Directors.

We further report that as represented by the Company and relied upon by us there are adequate systems and processes in the company commensurate with the size and operations of the company to monitor and ensure compliance with applicable laws, rules, regulations and guidelines.

We further report that during the audit period there were no specific events/actions having a major bearing on the Company's affairs.

For **MP & Associates**
Company Secretaries

Manish S. Raut
Partner
FCS No.8962
C P No.: 10404

Place: Thane
Date: 15th June, 2022

UDIN: F008962D000497043
Peer Review Certificate No. – 1101/2022

This report is to be read with our letter of even date which is annexed as Annexure A and forms an integral part of this report.

ANNEXURE A

To,
The Members,
Savita Oil Technologies Limited

Our report of even date is to be read along with this letter.

1. Maintenance of secretarial records is the responsibility of the Management of the Company. Our responsibility is to express an opinion on these secretarial records based on our audit.
2. We have followed the audit practices and processes as were appropriate to obtain reasonable assurance about the correctness of the contents of the secretarial records. The verification was done on test basis to ensure that correct facts are reflected in secretarial records. We believe that the processes and practices, we followed provide a reasonable basis for our opinion.
3. We have not verified the correctness and appropriateness of financial records and Books of Accounts of the Company.
4. Where ever required, we have obtained the Management representation about the compliance of laws, rules and regulations and happening of events etc.
5. The compliance of the provisions of Corporate and other applicable laws, rules, regulations, standards is the responsibility of Management. Our examination was limited to the verification of procedures on test basis.
6. The Secretarial Audit report is neither an assurance as to the future viability of the Company nor of the efficacy or effectiveness with which the Management has conducted the affairs of the Company.

For **MP & Associates**
Company Secretaries

Manish S. Raut
Partner
FCS No.8962
C P No.: 10404

Place: Thane
Date: 15th June, 2022

CERTIFICATE OF NON-DISQUALIFICATION OF DIRECTORS

(Pursuant to Regulation 34(3) and Schedule V Para C clause (10)(i) of the SEBI (Listing Obligations and Disclosure Requirements) Regulations, 2015)

To,
The Members,
Savita Oil Technologies Limited
66/67, Nariman Bhavan, Nariman Point,
Mumbai 400021

We have examined the relevant registers, records, forms, returns and disclosures received from the Directors of Savita Oil Technologies Limited having CIN L24100MH1961PLC012066 and having registered office at 66/67, Nariman Bhavan, Nariman Point, Mumbai 400021 (hereinafter referred to as 'the Company'), produced before us by the Company for the purpose of issuing this Certificate, in accordance with Regulation 34(3) read with Schedule V Para-C Sub clause 10(i) of the Securities Exchange Board of India (Listing Obligations and Disclosure Requirements) Regulations, 2015.

In our opinion and to the best of our information and according to the verifications (including Directors Identification Number (DIN) status at the portal www.mca.gov.in) as considered necessary and explanations furnished to us by the Company & its officers, we hereby certify that none of the Directors on the Board of the Company as stated below for the Financial Year ending on 31st March, 2022 have been debarred or disqualified from being appointed or continuing as Directors of Companies by the Securities and Exchange Board of India, Ministry of Corporate Affairs, or any such other Statutory Authority.

Sr. No.	Name of the Director	Director Identification Number	Date of appointment in the Company
1	Mr. Gautam Nandkishore Mehra	00296615	01/10/2009
2	Mr. Siddharth Gautam Mehra	06454215	01/07/2017
3	Mr. Hariharan Sunder	00020583	28/01/2019
4	Mrs. Meghana Chetan Dalal	00087178	31/10/2014
5	Mr. Ravindra Pisharody	01875848	01/01/2018
6	Mr. Suhas Manohar Dixit	02359138	01/07/2017

Ensuring the eligibility of the appointment/continuity of every Director on the Board is the responsibility of the Management of the Company. Our responsibility is to express an opinion on these based on our verification. This certificate is neither an assurance as to the future viability of the Company nor of the efficiency or effectiveness with which the Management has conducted the affairs of the Company.

For **MP & Associates**
Company Secretaries

Manish S. Raut
Partner
Mem No. F8962 COP 10404

Place: Thane
Date: 15th June, 2022

UDIN: F008962D000497076
Peer Review Certificate No. – 1101/2021

BUSINESS RESPONSIBILITY REPORT

SECTION A: GENERAL INFORMATION ABOUT THE COMPANY

1	Corporate Identity Number (CIN) of the Company	:	L24100MH1961PLC012066
2	Name of the Company	:	Savita Oil Technologies Limited
3	Registered address	:	66/67, Nariman Bhavan, Nariman Point, Mumbai 400021
4	Website	:	www.savita.com
5	E-mail id	:	legal@savita.com
6	Financial Year reported	:	1st April, 2021 to 31st March, 2022
7	Sector(s) that the Company is engaged in (industrial activity code-wise)	:	Petroleum Products - NIC code : 19201 Wind Power - NIC code : 35106
8	List three key products/services that the Company manufactures/provides (as in balance sheet)	:	Petroleum Products - NIC code : 19201 Wind Power - NIC code : 35106
9	Total number of locations where business activity is undertaken by the Company	:	126
	(a) Number of International Locations (Provide details of major 5)	:	None
	(b) Number of National Locations	:	126
10	Markets served by the Company-Local/State/National/ International	:	The Company serves National as well as International markets. The Company has exported its products to over 75 countries worldwide upto 31st March, 2022.

SECTION B: FINANCIAL DETAILS OF THE COMPANY

1	Paid up Capital (₹)	:	₹ 1,382.00 Lakhs
2	Total Turnover (₹)	:	₹ 285,314 Lakhs
3	Total profit after taxes (₹)	:	₹ 24,999 Lakhs
4	Total Spending on Corporate Social Responsibility (CSR) as percentage of profit after tax (%)	:	₹ 382.71 Lakhs (1.53%)
5	List of activities in which expenditure in 4 above has been incurred:-	:	1. Eradicating hunger, poverty and malnutrition, promoting health care including preventinve health care and sanitation
			2. Promoting education, including special education and employment, enhancing vocation skills especially among children, women, elderly and the differently abled

SECTION C: OTHER DETAILS

1	Does the Company have any Subsidiary Company/Companies?	:	Yes
2	Do the Subsidiary Company/Companies participate in the BR Initiatives of the parent company? If yes, then indicate the number of such subsidiary company(s)	:	No
3	Do any other entity/entities (e.g. suppliers, distributors etc.) that the Company does business with, participate in the BR initiatives of the Company? If yes, then indicate the percentage of such entity/entities? [Less than 30%, 30-60%, More than 60%]	:	No

SECTION D: BR INFORMATION

1. Details of Director/Directors responsible for BR

(a) Details of the Director/Directors responsible for implementation of the BR policy/policies

No.	Particulars	Details
1	DIN Number (if applicable)	00296615
2	Name	Gautam N. Mehra
3	Designation	Chairman & Managing Director

(b) Details of the BR head

No.	Particulars	Details
1	DIN Number (if applicable)	N.A.
2	Name	Uday C. Rege
3	Designation	Company Secretary & Executive VP - Legal
4	Telephone number	022-6624 6200
5	E-mail id	ucrege@savita.com

2. Principle-wise (as per NVGs) BR Policy/policies

The National Voluntary Guidelines (NVGs) on Social, Environment and Economic Responsibilities of Business released by the Ministry of Corporate Affairs has adopted nine areas of Business Responsibility. These briefly are as under :

Principle 1:	Businesses should conduct and govern themselves with ethics, transparency and accountability
Principle 2:	Businesses should provide goods and services that are safe and contribute to sustainability throughout their life cycle
Principle 3:	Businesses should promote the well-being of all employees
Principle 4:	Businesses should respect the interests of, and be responsive towards all stakeholders, especially those who are disadvantaged, vulnerable and marginalised
Principle 5:	Businesses should respect and promote human rights
Principle 6:	Businesses should respect, protect, and make efforts to restore the environment
Principle 7:	Businesses, when engaged in influencing public and regulatory policy, should do so in a responsible manner
Principle 8:	Businesses should support inclusive growth and equitable development
Principle 9:	Businesses should engage with and provide value to their customers and consumers in a responsible manner

(a) Details of compliance (Reply in Y/N)

No.	Questions	P1	P2	P3	P4	P5	P6	P7	P8	P9
1	Do you have a policy/policies for....	Y	Y	Y	Y	Y	Y	Y	Y	Y
2	Has the policy being formulated in consultation with the relevant stakeholders?	Y	Y	Y	Y	Y	Y	Y	Y	Y
3	Does the policy conform to any national/international standards? If yes, specify. (50 words)	Yes, the Policy confirms to the Principles of National Voluntary Guidelines on Social, Environment & Economic Responsibilities of Business (NVGs) notified by Ministry of Corporate Affairs								
4	Has the policy being approved by the Board? Is yes, has it been signed by MD/owner/CEO/appropriate Board Director.	Y	Y	Y	Y	Y	Y	Y	Y	Y
5	Does the Company have a specified committee of the Board/Director/Official to oversee the implementation of the policy?	Y	Y	Y	Y	Y	Y	Y	Y	Y
		The Director responsible for BR and BR Head are resposnible for the implementation of the Policy.								
6	Indicate the link for the policy to be viewed online.	http://www.savita.com/policies/business-responsibility-policy.php								
7	Has the policy been formally communicated to all relevant internal and external stakeholders?	Y	Y	Y	Y	Y	Y	Y	Y	Y
8	Does the Company have in-house structure to implement the policy/policies?	Y	Y	Y	Y	Y	Y	Y	Y	Y
9	Does the Company have a grievance redressal mechanism related to the policy/policies to address stakeholders' grievances related to the policy/policies?	Y	Y	Y	Y	Y	Y	Y	Y	Y
10	Has the Company carried out independent audit/ evaluation of the working of this policy by an internal or external agency?	N	N	N	N	N	N	N	N	N

(b) If answer to the question at serial number 1 against any principle, is 'No', please explain why: (Tick up to 2 options)

Not applicable, as the Company has the Policy in place for all 9 Principles.

3. Governance related to BR

(a) Indicate the frequency with which the Board of Directors, Committee of the Board or CEO to assess the BR performance of the Company. Within 3 months, 3-6 months, Annually, More than 1 year;

The BR performance of the Company is assessed annually.

(b) Does the Company publish a BR or a Sustainability Report? What is the hyperlink for viewing this report? How frequently it is published?

Yes. The BR is published annually in the Annual Report. The hyperlink is as under

http://www.savita.com/policies/business-responsibility-policy.php

SECTION E: PRINCIPLE-WISE PERFORMANCE

Principle 1: Businesses should conduct and govern themselves with Ethics, Transparency and Accountability

As a responsible corporate citizen, the Company practices highest level of ethics and adopts integrity, fairness and transparency in its dealing with all stakeholders.

The Company believes in "Bonds Build Businesses" philosophy in all its spheres of operations and thrives to practice this theme in its day-to-day working. This is achieved by the Company through manufacturing and supplying quality products and services, maintaining excellent long term relations with the stakeholders and its robust follow up processes.

1. Does the policy relating to ethics, bribery and corruption cover only the Company? Yes/No. Does it extend to the Group/Joint Ventures/Suppliers/Contractors/NGOs/ Others?

   ✓ The Company's policy on Ethics, Transparency and Accountability along with the Code of Conduct is applicable to all the individuals associated with the Company. The Company encourages its business partners to follow the code. The policy also intends for fair dealings with customers, suppliers, contractors and other stakeholders.

2. How many stakeholder complaints have been received in the past financial year and what percentage was satisfactorily resolved by the management? If so, provide details thereof, in about 50 words or so.

   ✓ No stakeholder complaints were received pertaining to ethics, transparency and accountability violation during FY 2021-22.

Principle 2: Businesses should provide goods and services that are safe and contribute to sustainability throughout their life cycle

1. List up to 3 of your products or services whose design has incorporated social or environmental concerns, risks and/or opportunities.

   ✓ Transformer Oil

   ✓ Lubricating Oil

   ✓ Wind Energy

2. For each such product, provide the following details in respect of resources used (energy, water, raw material etc.) per unit of product (optional):

   ✓ Power: The Company is proud to be the only Carbon-Positive Petroleum Specialty Company in Asia. The Company produces green power through its wind mills set up in the states of Maharashtra, Karnataka and Tamilnadu in India.

   ✓ Fuel: The Company makes minimal use of fuels in its operations.

   ✓ Water: The Company's requirement for water is bare minimum and its processes do not discharge any contaminated/polluted water.

   ✓ Raw Material: The key raw material for the Company's product is Base Oil which is procured from reputed domestic and international suppliers.

(a) Reduction during sourcing/production/distribution achieved since the previous year throughout the value chain?

   ✓ The details are given in Annexure relating to Conservation of Energy, Technology Absorption and Foreign Exchange Earnings and Outgo of Directors' Report for FY 2021-22.

(b) Reduction during usage by consumers (energy, water) has been achieved since the previous year?

   ✓ The details are given in Annexure relating to Conservation of Energy, Technology Absorption and Foreign Exchange Earnings and Outgo of Directors' Report for FY 2021-22.

3. Does the Company have procedures in place for sustainable sourcing (including transportation)?

   If yes, what percentage of your inputs was sourced sustainably? Also, provide details thereof, in about 50 words or so.

   ✓ The Company considers aspects such as safety and environment in addition to commercial considerations while selecting its suppliers. Most of the raw materials are sourced from these suppliers.

4. Has the Company taken any steps to procure goods and services from local & small producers, including communities surrounding their place of work?

   If yes, what steps have been taken to improve their capacity and capability of local and small vendors?

- ✓ The major raw materials used by the Company in manufacturing its products are of such nature, which are generally not produced by small producers. However, for all other products, the Company tries to procure from local supply chain partners which include small scale industries who meet the Company's quality, delivery, cost and technology expectations. Efforts are continuously made to use local service providers for availing various support services at the Company's various plants and services.
- ✓ In case of local supplies, the Company procures goods from local suppliers including Micro, Small and Medium Enterprises and materials are imported under Advance License Scheme to the extent possible. The Company also supports vendors for improving their productivity and technical capability to reduce their operation costs. Further, the Company procures goods and services like security, housekeeping, gardening, and such other services from the suppliers located near the factories of the Company. Major workforce of the Company is employed from the surroundings of the manufacturing units across all locations.

5. Does the Company have a mechanism to recycle products and waste? If yes what is the percentage of recycling of products and waste (separately as <5%, 5-10%, >10%). Also, provide details thereof, in about 50 words or so.

   - ✓ The manufacturing processes of the Company do not employ recycling of its products and at the same time do not produce any significant waste.

Principle 3: Businesses should promote the well-being of all employees

The Company has always given prime importance to the well-being of its employees at all levels and existence of harmonious industrial relations within the organisation. The Company knows that employees make an organisation and its success depends upon the well-being of health -both mental and physical-of its employees. The Company strives towards providing the best of the work culture, work environment, equipments and resources to its employees at all times. The Company also has been taking adequate care of its employees in terms of welfare facilities provided to them. To keep the employees motivated, the Company had introduced Performance Management System in the organisation which addresses growth and promotional aspects of employees in their work areas and which has been a success over the years.

1. Please indicate the Total number of employees.
   - ✓ 463
2. Please indicate the Total number of employees hired on temporary/contractual/casual basis.
   - ✓ 375
3. Please indicate the Number of permanent women employees.
   - ✓ 43
4. Please indicate the Number of permanent employees with disabilities.
   - ✓ NIL
5. Do you have an employee association that is recognised by Management?
   - ✓ Yes
6. What percentage of your permanent employees is members of this recognised employee association?
   - ✓ 2.59%
7. Please indicate the Number of complaints relating to child labour, forced labour, involuntary labour, sexual harassment in the last financial year and pending, as at the end of the financial year -

No.	Category	No. of complaints filed during the financial year	No. of complaints pending as at end of the financial year
1.	Child labour/ forced labour/ involuntary labour	NIL	NIL
2.	Sexual harassment	NIL	NIL
3.	Discriminatory employment	NIL	NIL

8. What percentage of your under mentioned employees were given safety & skill up-gradation training in the last year?
   - ✓ Permanent Employees: 100%
   - ✓ Permanent Women Employees: 100%
   - ✓ Casual/Temporary/Contractual Employees: 100%
   - ✓ Employees with Disabilities: There are no employees with disabilities

Principle 4: Businesses should respect the interests of, and be responsive towards all stakeholders, especially those who are disadvantaged, vulnerable and marginalised

The Company recognises the interest of all communities including those of disadvantaged, vulnerable, marginalised and weaker sections of the society and proactively engages with them wherever possible. It believes that it has a responsibility to think and act beyond the interests of its shareholders to include all its stakeholders, specially interest of the weaker sections of the society. The Company is committed to providing a safe and healthy workplace, making sure that the employees, associates and contractors return home from work safely each day. The Company is committed to ensuring zero harm to its employees, associates and contractors and the communities in which it operates.

1. Has the Company mapped its internal and external stakeholders? Yes/No
   - ✓ Yes, to the extent possible.
2. Out of the above, has the Company identified the disadvantaged, vulnerable & marginalised stakeholders.
   - ✓ Yes, the Company endeavours to identify underprivileged communities in and around itsmanufacturing sites to prioritise its intervention and work on to serve their needs through its well-crafted CSR Programs with the help of outside agencies working in these areas.
3. Are there any special initiatives taken by the Company to engage with the disadvantaged, vulnerable and marginalised stakeholders? If so, provide details thereof, in about 50 words or so.
   - ✓ The Company's CSR activities aim at, inter alia, healthcare, education, empowerment of women, sanitation and hygiene, etc. During the year under review, the Company has contributed towards activities relating to mid-day meals for school children, development of vocation skills for needy women and physically challenged children, buying medical equipments for hospitals, all aiming to engage with the disadvantaged, vulnerable and marginalised stakeholders/sections of the society.

Principle 5: Businesses should respect and promote human rights

The Company recognises the human rights and treats others with dignity and respect. It believes that it is one's fundamental right to live with dignity and respect. The Company has adopted a Policy on Prevention of Sexual Harassment at Work Place (POSH) to provide safe and healthy work environment to its women employees by establishing guidelines to deter any sexual harassment at work and Code of Conduct for all its stakeholders.

1. Does the policy of the Company on human rights cover only the Company or extend to the Group/Joint Ventures/Suppliers/Contractors/NGOs/Others?
   - ✓ The Company respects & protects the human rights of all people around and associated with it. The Company complies with applicable laws and regulations governing occupational health and safety. The Company applies principles of equal opportunity, fair treatment and zero tolerance for any form of unlawful discrimination or harassment of employees. The Company believes in continual improvement in its Integrated Management System conforming to ISO 9001, ISO 14001 & ISO 45001 and implementation of the Objective Management Program by complying with all applicable statutory and regulatory requirements. The Company expects its suppliers, contractors etc. to adhere to the principles of human rights.
2. How many stakeholder complaints have been received in the past financial year and what % was satisfactorily resolved by the management?
   - ✓ No stakeholder complaints were received pertaining to human rights violation in FY 2021-22.

Principle 6: Business should respect, protect and make efforts to restore the environment

The Company is committed to prevent the wasteful use of natural resources and minimise any hazardous impact of the development, production, use and disposal of any products and services on the ecological environment. The Company has actively invested over the years in generation of green

power by setting up and running wind mills in the states of Maharashtra, Karnataka and Tamilnadu. The Company is proud to be the only Carbon-Positive Petroleum Specialty Company in Asia.

1. Does the policy related to Principle 6 cover only the Company or extends to the Group/Joint Ventures/ Suppliers/Contractors/NGOs/others.

   ✓ The policy related to Principle 6 covers the Company and its other stakeholders to the extent possible.

2. Does the Company have strategies/ initiatives to address global environmental issues such as climate change, global warming, etc? Y/N. If yes, please give hyperlink for webpage etc.

   ✓ Yes. Please refer to Annexure to Directors' Report - Annual Report on Corporate Social Responsibility Activities and Annexure - Report on Conservation of Energy for FY 2021-22.

3. Does the Company identify and assess potential environmental risks? Y/N

   ✓ Yes, the Company has mechanism to identify and assess potential environment risks in its various plants/units to the extent required.

4. Does the Company have any project related to Clean Development Mechanism? If so, provide details thereof, in about 50 words or so. Also, if Yes, whether any environmental compliance report is filed?

   ✓ The Company has not carried out any particular project related to clean development mechanism, as such there is no environment compliance report filed.

5. Has the Company undertaken any other initiatives on – clean technology, energy efficiency, renewable energy, etc. Y/N. If yes, please give hyperlink for web page etc.

   ✓ Yes. Please refer to Report on Conservation of Energy, Technology Absorption and Foreign Exchange Earnings and Outgo – Annexure to the Directors' Report for FY 2021-22.

6. Are the Emissions/Waste generated by the Company within the permissible limits given by CPCB/SPCB for the financial year being reported?

   ✓ Yes, the emissions/waste generated by the Company are well within the permissible limits given by CPCB/SPCB for FY 2021-22.

7. Number of show cause/legal notices received from CPCB/SPCB which are pending (i.e. not resolved to satisfaction) as at the end of the Financial Year.

   ✓ None.

Principle 7: Businesses, when engaged in influencing public and regulatory policy, should do so in a responsible manner

Company engages with industry bodies and associations to influence public and regulatory policy in a responsible manner and advocating best practices for the benefit of society at large.

1. Is your Company a member of any trade and chamber or association? If Yes, Name only those major ones that your business deals with:

   ✓ The Company is a member of:

   a. Confederation of Indian Industry (CII)
   b. Bombay Chamber of Commerce and Industry (BCCI)
   c. Indian Merchant Chamber (IMC)
   d. Indian Electrical & Electronics Manufacturers' Association (IEEMA)
   e. Indian Transformer Manufacturers Association (ITMA)
   f. Electrical Research and Development Association (ERDA)
   g. CHEMEXCIL
   h. Manufacturers of Petroleum Specialties Association (MOPSA)

2. Have you advocated/lobbied through above associations for the advancement or improvement of public good? Yes/No; if yes, specify the broad areas (drop box: Governance and Administration, Economic Reforms, Inclusive Development Policies, Energy security, Water, Food Security, Sustainable Business Principles, Others)

   ✓ The Company does from time to time take up issues through these associations on matters of public and industry interest.

Principle 8: Businesses should support inclusive growth and equitable development

The Company has always been engaged in creating economic well-being through employment, skill improvement and access to markets for the community it operates in. The Company considers social development as an important aspect of its operations. It has aligned its thrust areas in line with the requirements of Schedule VII to the Companies Act, 2013. To oversee implementation of various initiatives, the Company has formed a Board level Corporate Social Responsibility (CSR) Committee. Company has a process of engaging with local community to understand its concerns. The CSR interventions are carried out on a need based approach which is developed after consultations with the local communities to ensure that the activities are adopted by them.

1. Does the Company have specified programmes/ initiatives/projects in pursuit of the policy related to Principle 8? If yes, details thereof.

   ✓ The Company is committed to behave responsibly towards people, society and the environment for inclusive growth of the society. The Company has several socio-economic projects running in various areas and are taken as per the CSR policy of the Company which includes:

   - Promoting healthcare including preventing healthcare.
   - Promoting education and special education.
   - Eradicating hunger and making available safe drinking water.

   The details of specific CSR projects are given in Annexure to the Board's Report for FY 2021-22.

2. Are the programmes/projects undertaken through in-house team/own foundation/external NGO/ government structures/any other organisation?

   ✓ The aforesaid projects have been carried out by the Company directly and/or through implementing agencies.

3. Have you done any impact assessment of your initiative?

   ✓ Efforts are made to make a general assessment of impact of some of the initiatives. The CSR Committee internally performs an impact assessment of its initiatives at the end of each year to understand the efficacy of the programs and to gain insight for improving the design and delivery of future initiatives. However, no structural impact assessment is put in place at present.

4. What is your Company's direct contribution to community development projects - Amount in ₹ and the details of the projects undertaken?

   ✓ During FY 2021-22, the Company has spent ₹ 382.71 Lakhs towards various CSR initiatives and projects. The details of the same are given in Annexure to the Board's Report for FY 2021-22.

5. Have you taken steps to ensure that this community development initiative is successfully adopted by the community? Please explain in 50 words, or so.

   ✓ All CSR projects and initiatives are planned with the objective of sustainable community development. The project is identified and developed as a facilitator within the CSR policy framework and presented to the CSR Committee for its review, guidance and approval. The Company works directly and through implementing agencies of the project to ensure proper and meaningful adoption of these initiatives among the target community.

Principle 9: Businesses should engage with and provide value to their customers and consumers in a responsible manner

The Company believes, preaches and practices its philosophy "Bonds Build Businesses" on an on-going basis. The Company has developed long standing relations with all its stakeholders – be it suppliers, customers, bankers, financial institutions, employees, government authorities and all other associates. The Company believes that maintaining a harmonious relationship in its path is a very important excipient in achieving success and growth and leaves no stone unturned to achieve the same.

1. What percentage of customer complaints/consumer cases are pending as at the end of financial year?

   ✓ No customer complaints are pending as on the end of FY 2021-22.

2. Does the Company display product information on the product label, over and above what is mandated as per local laws? Yes/No/N.A./Remarks

   ✓ Not Applicable

3. Is there any case filed by any stakeholder against the Company regarding unfair trade practices, irresponsible advertising and/or anti-competitive behaviour during the last five years and pending as at the end of financial year? If so, provide details thereof, in about 50 words or so.

   ✓ There is no case against the Company during last five years relating to unfair trade practices, irresponsible advertising and/or anti-competitive behaviour.

4. Did your Company carry out any consumer survey/ consumer satisfaction trends?

   ✓ The Company believes in providing best services to its customers. Time to time, meeting(s) with customers are organised to understand their expectation and essentially to gauge our competitiveness in the business. The Company leverages its presence across the country to remain consistently in touch with the customers through its business unit and mitigate their issues promptly. Feedbacks received from customers are implemented to further enhance quality of service.

For and on behalf of the Board

Gautam N. Mehra
Managing Director
(DIN: 00296615)

Mumbai
2nd August, 2022

Corporate Governance

Report on Corporate Governance for the financial year 2021-22 is as under –

1. PHILOSOPHY ON CORPORATE GOVERNANCE

The Company strives to evolve and follow the best corporate governance practices and considers the same as its inherent responsibility to disclose timely and accurate information to its stakeholders regarding Company's operations and performance. The Company adopts integrity, fairness and transparency in all its dealings. The Board of Directors is responsible for implementation and supervision of Corporate Governance principles of the Company.

The Company has complied with the requirements of Corporate Governance in terms of SEBI (Listing Obligations and Disclosure Requirements) Regulations, 2015 as are amended and applicable to the Company. A detailed report on the compliance with the principles of Corporate Governance as prescribed, follows.

2. BOARD OF DIRECTORS

The composition of the Board is in conformity with the provisions of the SEBI (Listing Obligations and Disclosure Requirements) Regulations, 2015 which *inter alia* stipulate that the Board should have an optimum combination of Executive and Non-Executive Directors with at least one Woman Director and at least 50% of the Board should consist of Independent Directors, if the Chairman of the Board is an Executive Director.

During the FY 2021-22, the Company had 6 Directors on Board who are experienced professionals with a Managing Director heading the business, one Promoter-Executive Director, one Non-Promoter Executive Director and three Non-Promoter Non-Executive Independent Directors. All the Directors possess the requisite qualifications and experience in general corporate management, finance, banking, insurance and other allied fields enabling them to contribute effectively in their capacity as Directors of the Company.

As mandated under SEBI (Listing Obligations and Disclosure Requirements) Regulations, 2015 the Independent Directors on the Board of the Company:

- are persons of integrity and possess relevant expertise and experience;
- are not the Promoters of the Company or its Holding, Subsidiary or Associate Company;
- are not related to Promoters or Directors of the Company, its Holding, Subsidiary or Associate Companies;
- Apart from receiving Directors remuneration and sitting fees, do not have any material pecuniary relationships or transactions with the Company, its Holding, Subsidiary or Associate Company or their Promoters or Directors, during the three immediately preceding financial years or during the current financial year;
- None of their relatives –

  A) Are holding securities of or interest in the Company, its Holding, Subsidiary or Associate Company during the three immediately preceding financial years or during the current financial year of face value in excess of Fifty Lakhs rupees or two % of the paid-up capital of the Company, its Holding, Subsidiary or Associate Company;

  B) Are indebted to the Company, its Holding, Subsidiary or Associate Company or its Promoters or Directors, in excess of such amount as may be specified during the three immediately preceding financial years or during the current financial year;

  C) Have given a guarantee or provided any security in connection with the indebtedness of any third person to the Company, its Holding, Subsidiary or Associate Company or its Promoters or Directors, for such amount as may be specified during the three immediately preceding financial years or during the current financial year; or

  D) Have any other pecuniary transaction or relationship with the Company, its Holding, Subsidiary or Associate Company amounting to two % or more of its gross turnover or total income or not exceeding two % of its gross turnover or total income or Fifty Lakhs rupees or such higher amount as may be specified from time to time, whichever is lower.

- Neither themselves nor any of their relatives –

  A) Hold or have held the position of a key managerial personnel or is or has been employee of the Company or its Holding, Subsidiary or Associate Company or any Promoter Group Company in the immediately preceding three financial years i.e. 2018-19, 2019-20 and 2020-21;

  B) Are not partner(s) or executive(s) or were not partner(s) or executive(s) during the preceding three years, of any of the following:

     i. Statutory Audit firm or Company Secretaries in practice or Cost Auditors of the Company or its Holding, Subsidiary or Associate Company;

     ii. Legal firm(s) and consulting firm(s) that have a transaction with the Company, its Holding, Subsidiary or Associate Company amounting to 10% or more of the gross turnover of such firm;

  C) Are not holding together with their relatives 2% or more of the total voting power of the Company;

  D) Are not the CEO or Director, by whatever name called, of any non-profit organisation that receives 25% or more of its receipts from the Company, any of its Promoters, Directors or its Holding, Subsidiary or Associate Company or holds 2% or more of the total voting power of the Company;

  E) Are not material supplier(s), service provider(s) or customer(s) or lessor(s) or lessee(s) of the Company, which may affect their independence as a Director;

- Are not less than 21 years of age;
- Are not Non-Independent Directors of another Company on the Board of which any Non-Independent Director of the Company is an Independent Director.

The Board is of the opinion that the Independent Directors fulfil the conditions specified in the Companies Act, 2013 and the SEBI (Listing Obligations and Disclosure Requirements) Regulations, 2015 as amended from time to time and that they are independent of the Management.

The details of the familiarisation programme for Independent Directors has been posted on the website of the Company www.savita.com.

The composition and category of the Directors on the Board of the Company are:

Director	Category	No. of outside Directorships	No. of Directorships in outside public companies	No. of outside Committee Memberships
Mr. Gautam N. Mehra DIN: 00296615	Promoter-Executive-CMD	10	3	2
Mr. Siddharth G. Mehra DIN: 06454215	Promoter-Executive	7	2	1
Mrs. Meghana C. Dalal DIN: 00087178	Non-Promoter Non-Executive-Independent	1	-	-
Mr. Ravindra Pisharody DIN: 01875848	Non-Promoter Non-Executive-Independent	5	2	3
Mr. Suhas M. Dixit DIN: 02359138	Non-Promoter Executive	1	1	2
Mr. Hariharan Sunder DIN: 00020583	Non-Promoter Non-Executive-Independent	-	-	-

Disclosure of relationships between Directors *inter-se*

Mr. Gautam N. Mehra, Managing Director is the father of Mr. Siddharth G. Mehra, Whole- time Director of the Company. None of the other Directors are related to each other.

Shares held by Non-Executive Directors of the Company

None of the Non-Executive Directors hold any shares of the Company.

Skills/Expertise/Competence of the Board of Directors

Please refer to Annexure A and B to the Notice of 61st Annual General Meeting.

Names of the listed entities where the person is a Director and the category of Directorship

Name of the Director	Name of the listed entity and category of Directorship
Mr. Ravindra Pisharody	Muthoot Finance Ltd., Non-Executive Independent Director

Particulars of Directors seeking re-appointment

Mr. Siddharth G. Mehra and Mr. Suhas M. Dixit have been recommended by the Board for re-appointments as per the particulars provided in the Notice of the 61st Annual General Meeting of the Company.

Profiles of Mr. Siddharth G. Mehra and Mr. Suhas M. Dixit have been listed below the Explanatory Statement to the Notice of the 61st Annual General Meeting of the Company.

Number of Board Meetings with dates

During the period 1st April, 2021 to 31st March, 2022, the Board met five times. The Board Meetings were held on 28th June, 2021, 20th July, 2021, 9th August, 2021, 1st November, 2021 and 14th February, 2022.

Attendance of Directors at the Board Meetings held during FY 2021-22 and the last Annual General Meeting

Name of the Director	Board Meetings during FY 2021-22		Last AGM attended
	Held	Attended	
Mr. Gautam. N. Mehra	5	4	Yes
Mr. Siddharth G. Mehra	5	4	Yes
Mrs. Meghana C. Dalal	5	5	Yes
Mr. Ravindra Pisharody	5	5	Yes
Mr. Suhas M. Dixit	5	5	Yes
Mr. Hariharan Sunder	5	5	No

Information placed before the Board

A detailed agenda folder is sent to each Director in advance of the Board Meetings. As a policy, all major decisions involving investments and capital expenditure, in addition to matters which statutorily require the approval of the Board are put up for consideration of the Board. *Inter alia*, the following information, as may be applicable and required, if any is provided to the Board as a part of the agenda papers –

- Annual operating plans and budgets and any updates.
- Capital budget-purchase and disposal of plant, machinery and equipment.
- Quarterly, Half yearly and Annual Results of the Company.
- Minutes of the Meetings of the Audit Committee and other Committees of the Board.
- Information on recruitment and remuneration of senior officers just below the Board level.
- Materially important show cause, demand, prosecution and penalty notices.
- Fatal or serious accidents, dangerous occurrences, any material effluent or environmental pollution related matters.
- Any material default in financial obligations to and by the Company, or substantial non-payments by clients.
- Any issue, which involves possible public or product liability/claims of substantial nature, including any judgments or orders which may have passed strictures on the conduct of the Company or taken an adverse view regarding another enterprise that can have negative implications on the Company.
- Details of any joint venture agreement or collaboration agreement.
- Transactions that involve substantial payment towards goodwill, brand equity or intellectual property.
- Significant labour problems and their proposed

solutions. Any significant development in human resources or on the industrial relations front such as signing of wage agreement, etc.

- Sale of material nature of investments, subsidiaries, assets, which are not in the normal course of business.
- Quarterly details of foreign exchange exposure and the steps taken by the Management to limit the risk of adverse exchange rate movement, if material.
- Non-compliance of any regulatory, statutory or listing requirements and members' services such as non-payment of dividend, delay in share transfer, etc.
- The Board periodically reviews compliance reports of all laws applicable to the Company, prepared by the Management as well as steps taken by the Company to rectify instances of non-compliances, if any.

3. COMMITTEES OF THE BOARD

In terms of the SEBI (Listing Obligations and Disclosure Requirements) Regulations, 2015, the Board of the Company has constituted the following Committees:

A) Audit Committee

The Audit Committee consists of the following Directors –

Mrs. Meghana C. Dalal	Chairperson (Non-Executive Independent Director)
Mr. Gautam. N. Mehra	Member (Managing Director)
Mr. Ravindra Pisharody	Member (Non-Executive Independent Director)

The terms of reference of the Audit Committee include the following:

- Oversight of the Company's financial reporting process and disclosure of its financial information to ensure that the financial statements are correct, sufficient and credible;
- Recommendation for appointment, remuneration and terms of appointment of auditors of the Company;
- Approval of payment to statutory auditors for any other services rendered by the statutory auditors;
- Reviewing, with the Management, the annual financial statements and auditor's report thereon before submission to the Board for approval, with particular reference to;
  - Matters required to be included in the Director's Responsibility Statement to be included in the Board's Report in terms of clause (c) of sub-section 3 of Section 134 of the Companies Act, 2013.
  - Changes, if any, in accounting policies and practices and reasons for the same.
  - Major accounting entries involving estimates based on the exercise of judgment by the Management.
  - Significant adjustments made in the financial statements arising out of audit findings.
  - Compliance with listing and other legal requirements relating to financial statements.
  - Disclosure of any related party transactions.
  - Qualifications in the draft audit report.
- Reviewing with the Management, quarterly financial statements before submission to the Board for approval;
- Reviewing with the Management, the statement of uses/application of funds raised through an issue (public issue, rights issue, preferential issue, etc.), the statement of funds utilised for purposes other than those stated in the offer document/prospectus/ notice and the report submitted by the monitoring agency monitoring the utilisation of proceeds of a public or rights issue and making appropriate recommendations to the Board to take up steps in this matter;
- Review and monitor the auditor's independence and performance, and effectiveness of audit process;
- Approval or any subsequent modification of transactions of the Company with related parties;
- Scrutiny of inter-corporate loans and investments;

- Valuation of undertakings or assets of the Company, wherever it is necessary;
- Evaluation of internal financial controls and risk management systems;
- Reviewing with the Management, performance of the statutory and internal auditors and adequacy of the internal control systems;
- Reviewing the adequacy of internal audit function, if any, including the structure of the internal audit department, staffing and seniority of the official heading the department, reporting structure coverage and frequency of internal audit;
- Discussion with the internal auditors of any significant findings and follow-up thereon;
- Reviewing the findings of any internal investigations by the internal auditors into matters where there is suspected fraud or irregularity or a failure of internal control systems of a material nature and reporting the matter to the Board;
- Discussions with the statutory auditors before the audit commences, about the nature and scope of the audit as well as post-audit discussions to ascertain any area of concern;
- To look into the reasons for substantial defaults in the payment to depositors, debenture holders, members (in case of non-payment of declared dividends) and creditors;
- To review the functioning of the Whistle Blower mechanism/Vigil mechanism;
- Carrying out any other functions as specified in the terms of reference, as amended from time to time;
- Besides the above, the role of the Audit Committee includes mandatory review of the following information -
    - Management discussion and analysis of financial condition and results of operations;
    - Statement of significant related party transactions (as defined by the audit committee), submitted by Management;
    - Management letters/letters of internal control weaknesses issued by the statutory auditors, if any;
    - Internal audit reports relating to internal control weaknesses; and
    - The appointment, removal and terms of remuneration of the Internal Auditor;

The Audit Committee met five times on 28th June, 2021, 20th July, 2021, 9th August, 2021, 1st November, 2021 and 14th February, 2022 during the year 2021-22.

Attendance of Director Members at the Audit Committee Meetings

Names of Director Members	Attended
Mrs. Meghana C. Dalal	5
Mr. Gautam N. Mehra	4
Mr. Ravindra Pisharody	5

B) Stakeholders' Relationship Committee

The following are the members of this Committee -

Mrs. Meghana C. Dalal	Chairperson (Non-Executive Independent Director)
Mr. Gautam. N. Mehra	Member (Managing Director)
Mr. Suhas M. Dixit	Member (Whole-time Director)

Mr. U. C. Rege, Company Secretary & Executive VP – Legal is the Compliance Officer of the Committee.

The Committee deals with the following matters:

- Noting transfer/transmission of shares.
- Review of dematerialised/re-materialised shares and all other related matters.
- Monitors expeditious redressal of Investor grievance matters received from Stock Exchanges, SEBI, ROC, etc.
- Monitors redressal of queries/complaints received from members relating to transfers, non-receipt of Annual Report, dividend, etc.
- All other matters related to shares. In accordance with Section 178(5) of the Companies Act, 2013, the Stakeholders Relationship Committee shall in addition

to the above role, also consider and resolve the grievances of deposit holders and other security holders of the Company, if any.

The Stakeholders' Relationship Committee met four times on 28th June, 2021, 9th August, 2021, 1st November, 2021 and 14th February, 2022 during the year 2021-22.

Attendance of Director Members at the Meetings

Name of Director Members	Attended
Mrs. Meghana C. Dalal	4
Mr. Gautam. N. Mehra	3
Mr. Suhas M. Dixit	4

Details of Shareholders' Grievances and their redressal

Sr. No.	Type	Received	Cleared
1.	Transmissions/ Name Correction/ Change of Address	107	107
2.	Non-receipt/ revalidation of Dividend Warrants	86	86
3.	De-materialisation	102	102
4.	Others	351	351

The Company has resolved the Shareholders' grievances/correspondences within a period of 15/30 days from the date of receipt of the same during the year 2021-22 except in cases which are constrained by disputes and/or legal impediments.

C) Corporate Social Responsibility Committee

The following are the Members of this Committee –

Mr. Gautam. N. Mehra	Chairman (Managing Director)
Mr. Suhas M. Dixit	Member (Whole-time Director)
Mr. Ravindra Pisharody	Member (Non-Executive Independent Director)

The role of the Committee is as under:

- Review the Corporate Social Responsibility Policy for taking up activities by the Company as specified in Schedule VII of the Companies Act, 2013.
- Recommend the amount of expenditure to be incurred on the activities referred in the CSR policy.
- Monitor the CSR Policy of the Company and its implementation from time to time.
- Such other functions as the Board may deem fit from time to time.

The Corporate Social Responsibility Committee met three times on 28th June, 2021, 3rd December, 2021 and 14th February, 2022 during the year 2021-22.

Attendance of Director Members at the Corporate Social Responsibility Committee Meetings

Names of Director Members	Attended
Mr. Gautam N. Mehra	3
Mr. Suhas M. Dixit	3
Mr. Ravindra Pisharody	3

D) Nomination and Remuneration Committee

The Nomination and Remuneration Committee consists of the following Directors –

Mr. Ravindra Pisharody	Chairman (Non-Executive Independent Director)
Mrs. Meghana C. Dalal	Member (Non-Executive Independent Director)
Mr. Hariharan Sunder	Member (Non-Executive Independent Director)

The Nomination and Remuneration Committee met two times on 28th June, 2021 and 9th August, 2021 during the year 2021-22.

Attendance of Director Members at the Nomination and Remuneration Committee Meetings

Names of Director Members	Attended
Mr. Ravindra Pisharody	2
Mrs. Meghana C. Dalal	2
Mr. Hariharan Sunder	2

In accordance with Section 178 of the Companies Act, 2013 and SEBI (Listing Obligations and Disclosure Requirements) Regulations, 2015, the role of the Nomination and Remuneration Committee of the Company is as under:

- Identifying persons who are qualified to become Directors and who may be appointed in Senior Management in accordance with the criteria laid down and recommend to the Board their appointment and removal;

- Formulation of criteria for evaluation of Independent Directors and the Board;
- Formulation of the criteria for determining qualifications, positive attributes and independence of a Director and recommend to the Board a policy, relating to the remuneration of the Directors, key managerial personnel and other employees;
- Devising a policy on Board diversity;
- Whether to extend or continue the term of appointment of the Independent Director, on the basis of the report of performance evaluation of Independent Directors;
- Recommend to the Board, all remuneration, in whatever form, payable to Senior Management.

The Remuneration Policy adopted by the Company is attached as a separate annexure to the Directors' Report.

The performance of the Independent Directors and the Executive Directors was evaluated by the Board at its meeting held on 30th May, 2022.

Details of remuneration paid/to be paid (₹ in Lakhs) to the Directors for the year 2021-22

Director	All elements of remuneration package taken together	Sitting fees	Commission*
Managing Director			
Mr. Gautam. N. Mehra			
Salary	97.62		
Perquisites	162.51		
Contribution to PF	10.98	-	330.13
Executive Directors			
Mr. Siddharth G. Mehra			
Salary	21.62		
Perquisites	34.70		
Contribution to PF	2.59	-	110.28
Mr. Suhas M. Dixit			
Salary	40.40		
Perquisites	67.18		
Contribution to PF	4.65	-	-
Non-executive Directors			
Mrs. Meghana C. Dalal	-	4.00	3.00
Mr. Ravindra Pisharody	-	4.60	3.00
Mr. Hariharan Sunder	-	2.00	3.00

*Subject to approval of shareholders.

None of the Non-Executive Directors have any pecuniary relationship or transactions with the Company during the year 2021-22.

E) Risk Management Committee

The Risk Management Committee consists of the following Directors –

Mr. Gautam. N. Mehra	Chairman (Managing Director)
Mr. Siddharth Mehra	Member (Executive Director)
Mr. Suhas M. Dixit	Member (Executive Director)
Mr. Hariharan Sunder	Member (Non-Executive Independent Director)

The Risk Management Committee met three times on 28th June, 2021, 1st November, 2021 and 14th February, 2022 during the year 2021-22.

Attendance of Members at the Risk Management Committee Meetings

Names of Director Members	Attended
Mr. Gautam. N. Mehra	2
Mr. Siddharth Mehra	3
Mr. Suhas M. Dixit	3
Mr. Hariharan Sunder	3

The Company has in place a suitable risk management framework concerning its working. The Board of Directors of the Company at its Meeting held on 31st October, 2014 had approved the Risk Management Policy. The Risk Management Committee has been delegated the authority by the Board to review and monitor the implementation of the Risk Management Policy of the Company. Under this framework, risks are identified across all possible business processes of the Company on a continuous basis. Once identified, these risks are systematically categorised as strategic risks, business risks or reporting risks. To address these risks in a comprehensive manner, each risk is mapped to the concerned department for further action. The Risk Management Policy has been posted on the website of the Company www.savita.com.

4. GENERAL BODY MEETINGS AND SPECIAL RESOLUTIONS

Date, place, time with special resolutions passed at the General Body Meetings held in the last three years are:-

Year	AGM Date, Place & Time	Special Resolution
2020-21	29.09.2021 at 11.00 a.m. through Video Conferencing (VC)/Other Audio Visual Means (OAVM)	1. Re-appointment of Mr. Ravindra Pisharody as an Independent Director from 1st January, 2022 to 31st December, 2026. 2. Re-appointment of Mr. Hariharan Sunder as an Independent Director from 1st April, 2022 to 31st March, 2027. 3. Addition of New Objects Clauses in Memorandum of Association of the Company.
2019-20	29.09.2020 at 11.00 a.m. through Video Conferencing (VC)/Other Audio Visual Means (OAVM)	1. Re-appointment of Mr. Suhas M. Dixit as the Whole-time Director from 1st October, 2020 to 30th September, 2021.
2018-19	17.09.2019 M. C. Ghia Hall, Mumbai 11.00 a.m.	NIL

No special resolutions were put through postal ballot in the last year and no special resolutions are proposed to be passed through postal ballot as on date.

5. DISCLOSURE ON MATERIALLY SIGNIFICANT RELATED PARTY TRANSACTIONS (WITH PROMOTERS, DIRECTORS, MANAGEMENT, THEIR SUBSIDIARIES OR RELATIVES ETC.) WHICH MAY HAVE POTENTIAL CONFLICT WITH THE INTEREST OF THE COMPANY AT LARGE

All details on the financial and commercial transactions, where Directors may have a potential interest, are provided to the Board. The interested Directors neither participate in the discussion, nor vote on such matters. During the year 2021-22, there were no material related party transactions entered by the Company that had a potential conflict with the interests of the Company. As required under SEBI (Listing Obligations and Disclosure Requirements) Regulations, 2015, the Company has formulated a Related Party Transactions Policy which is available on the website of the Company www.savita.com.

6. COMPLIANCE

(a) Details of non-compliance, if any

The Company has complied with all the requirements of regulatory authorities. During the last three years, there were no instances of non-compliance by the Company and no penalty or strictures were imposed or passed on the Company by the Stock Exchanges or SEBI or any statutory authority, on any matter related to the capital markets.

(b) Compliance with mandatory/non-mandatory requirements

The Company is fully compliant with the applicable mandatory/non-mandatory requirements of SEBI (Listing Obligations and Disclosure Requirements) Regulations, 2015 with the Stock Exchanges, relating to Corporate Governance.

(c) CEO/CFO Certification

As required under SEBI (Listing Obligations and Disclosure Requirements) Regulations, 2015 with the Stock Exchanges, the Chairman & Managing Director and the Chief Financial Officer of the Company have certified regarding the Financial Statements for the year ended 31st March, 2022 which is annexed to this Report.

(d) Practicing Company Secretaries' Certificate on Corporate Governance

The Company has obtained a Certificate from Practicing Company Secretaries regarding compliance of the conditions of Corporate Governance, as stipulated in SEBI (Listing Obligations and Disclosure Requirements) Regulations, 2015 which together with this Report on Corporate Governance is annexed to the Directors' Report and shall be sent to all the Members of the Company and the Stock Exchanges along with the Annual Report of the Company.

7. DISCLOSURE UNDER SEBI (LISTING OBLIGATIONS AND DISCLOSURE REQUIREMENTS) REGULATIONS, 2015 REGARDING CERTAIN AGREEMENTS WITH THE MEDIA COMPANIES:

Pursuant to the requirement of SEBI (Listing Obligations and Disclosure Requirements) Regulations, 2015, no agreement(s) have been entered with media companies and/or their associates which has resulted/will result in any kind of shareholding in the Company and consequently any other related disclosures viz., details of nominee(s) of the media companies on the Board of the Company, any management control or potential conflict of interest arising out of such agreements, etc. are not applicable. Nor has the Company entered into any other back to back treaties/contracts/agreements/ MOUs or similar instruments with media companies and/or their associates.

8. CODE FOR PREVENTION OF INSIDER TRADING

The Company has instituted a comprehensive Code for prevention of Insider Trading, for its Directors and designated employees, in compliance with Securities and Exchange Board of India (Prohibition of Insider Trading) Regulations, 2015, as amended from time to time. The objective of this Code is to prevent purchase and/or sale of shares of the Company by an insider on the basis of unpublished price sensitive information. Under this Code, Directors and designated employees are completely prohibited from dealing in the Company's shares when the Trading Window is closed. Further the Code specifies the procedures to be followed and disclosures to be made by Directors and the designated employees, while dealing with the shares of the Company and enlists the consequences of any violations. Mr. U. C. Rege, Company Secretary & Executive VP - Legal functions as the Compliance Officer under this Code.

The Code is posted on the website of the Company www.savita.com.

9. VIGIL MECHANISM/WHISTLE BLOWER POLICY

The Company promotes ethical behaviour in all its business activities and has put in place a mechanism for reporting illegal or unethical behaviour. The Company has a Whistle Blower Policy under which the employees are free to report violations of applicable laws and regulations. The same is posted on the website of the Company www.savita.com. It is hereby affirmed that no personnel has been denied access to the Audit Committee.

10. MEANS OF COMMUNICATIONS

This is being done through quarterly results, which are published in national English (Business Standard/ Economic Times all editions and Free Press Journal Mumbai edition) and Marathi (Navshakti & Maharashtra Times-Mumbai) daily newspapers.

The financial results are also displayed on the Company's Website www.savita.com

11. GENERAL SHAREHOLDER INFORMATION

A.	Date of Book closure	:	22.09.2022 to 29.09.2022 (both days inclusive)
B.	Financial Year	:	2021-22
C.	Date and Venue of AGM	:	29th September, 2022 at 11 a.m. through video conferencing and/or other audio visual means.
D.	Dividend Payment (Equity)	:	Dividend @250% on Equity shares was recommended by the Board on 30th May, 2022. Warrants for final dividend will be dispatched before 28th October, 2022 if the Dividend is approved at the Annual General Meeting.
E.	Listing on Stock Exchanges	:	BSE Ltd. Phiroze Jeejeebhoy Towers, Dalal street, Mumbai – 400 001 Scrip Code: 524667 National Stock Exchange of India Ltd. Exchange Plaza, 5th Floor, Plot No. C/1, G Block, Bandra Kurla Complex, Bandra (East), Mumbai – 400 051 Symbol: SOTL
F.	Status of Listing Fees	:	Paid to BSE Ltd. and National Stock Exchange of India Ltd. for FY 2022-2023
G.	Registered office	:	66/67, Nariman Bhavan, Nariman Point, Mumbai – 400 021 Tel. No.: 91-22-6624 6200/6624 6228 Fax: 91-22-2202 9364
H.	Manufacturing Facilities	:	17/17A, Thane Belapur Road, Turbhe, Navi Mumbai – 400 703 Tel: 91-22-2768 1521/6768 3500 Fax: 91-22-2768 2024 Survey No.10/2 Kharadpada, Post Naroli, Silvassa, Dadra and Nagar Haveli – 396 230 Tel: 07574843521 & 22 Survey No.140/1, Village Kuvapada, Silli, P.O. Kilwani, Silvassa, Dadra and Nagar Haveli - 396 235 Tel: 07574843523 & 24 **Savita Polymers Limited (Wholly-Owned Subsidiary)** Plot No. A 2/1 & 2/2, MIDC Industrial Estate, Mahad, Raigad - 402 309

I. Depositories	:	National Securities Depository Ltd. 4th Floor, Trade World, Kamala Mills Compound, Senapati Bapat Marg, Lower Parel, Mumbai-400 013 Central Depository Services (India) Ltd. 25th Floor, Marathon Futurex, N. M. Joshi Marg, Lower Parel (East), Mumbai – 400 013

12. COMMUNICATION REGARDING SHARE CERTIFICATES, DIVIDENDS AND CHANGE OF ADDRESS ETC. TO BE SENT EITHER TO -

Savita Oil Technologies Limited
66/67 Nariman Bhavan,
Nariman Point,
Mumbai – 400 021
Tel. No.: 91-22-6624 6200/2288 3061-64
Fax: 91-22-2202 9364
E-mail: legal@savita.com

OR

Link Intime India Pvt. Ltd.
C-101, 247 Park
L. B. S. Marg, Vikhroli (West)
Mumbai – 400 083
Tel. No.: 91-22-49186000
Fax: 91-22-49186060
E-mail: rnt.helpdesk@linkintime.co.in

13. SHARE TRANSFER SYSTEM

Request for transmission of shares, dematerialisation of shares and all other investor related activities are attended to and processed at the Office of the Company's Registrar and Share Transfer Agent.

The Stakeholders' Relationship Committee meets as often as required. With effect from 1st April, 2019, transfer of shares in physical form has ceased. The total number of shares transferred in dematerialised form during the year 2021-22 are as follows:

Category	Requests received	Requests attended	Shares received	Shares processed and settled
Dematerialised	102	48	20863	13599

14. DISTRIBUTION OF SHAREHOLDINGS AS ON 31ST MARCH, 2022

No. of Equity Shares held	No. of Share Holders	% of Share Holders	No. of Shares	% of Share Holding
1 – 500	21609	96.86	1255392	9.08
501 – 1,000	367	1.65	277417	2.01
1,001 – 2,000	160	0.72	227179	1.64
2,001 – 3,000	50	0.22	124147	0.91
3,001 – 4,000	26	0.12	88775	0.64
4,001 – 5,000	18	0.08	83107	0.60
5,001 – 10,000	45	0.20	297233	2.15
10,001 – Above	34	0.15	11466833	82.97
Total	**22309#**	**100.00**	**13820083**	**100.00**

Before clubbing of PAN of shareholders

15. CATEGORIES OF SHAREHOLDINGS AS ON 31ST MARCH, 2022

Category	No. of Share Holders	Voting Strength %	No. of Shares held
Overseas Corporate Bodies	-	-	-
Non-resident Individuals			
On non-repatriable basis	151	0.18	25107
On repatriable basis	299	0.39	53293
Government Companies	1	0.35	48225
FIIs	53	1.55	213574
Promoters, Directors	24	71.81	9923986
Banks/Mutual Funds/Public			
Financial Institutions/Trusts/LLP	15	7.45	1030217
Other Bodies Corporate	155	2.46	340125
Resident Individuals	21611	15.81	2185556
Total	**22309#**	**100.00**	**13820083**

#Before clubbing of PAN of shareholders

16. DEMATERIALISATION OF SHARES

The Company's shares are compulsorily traded in dematerialised form as per SEBI guidelines. As on 31st March, 2022, 1,37,00,051 shares aggregating to 99.13% of equity shares of the Company have been dematerialised. The Company's ISIN is **INE035D01012.**

17. STOCK MARKET PRICES

Month	BSE		NSE		BSE SENSEX	
	Highest	Lowest	Highest	Lowest	Highest	Lowest
April 2021	1085.90	970.05	1083.70	955.45	50375.77	47204.50
May 2021	1178.25	991.75	1179.25	1019.95	52013.22	48028.07
June 2021	1482.00	1137.20	1485.00	1124.95	53126.73	51450.58
July 2021	1550.00	1365.50	1547.00	1366.00	53290.81	51802.73
August 2021	1822.65	1425.00	1830.00	1422.00	57625.26	52804.08
September 2021	1684.20	1513.95	1685.00	1511.00	60412.32	57263.90
October 2021	1590.00	1375.10	1588.00	1375.00	62245.43	58551.14
November 2021	1435.15	1080.05	1440.05	1082.80	61036.56	56382.93
December 2021	1249.95	1056.00	1200.00	1052.25	59203.37	55132.68
January 2022	1279.90	920.10	1281.00	1086.60	61475.15	56409.63
February 2022	1197.15	945.65	1197.00	951.00	59618.51	54383.20
March 2022	1197.40	931.10	1199.00	932.00	58890.92	52260.82

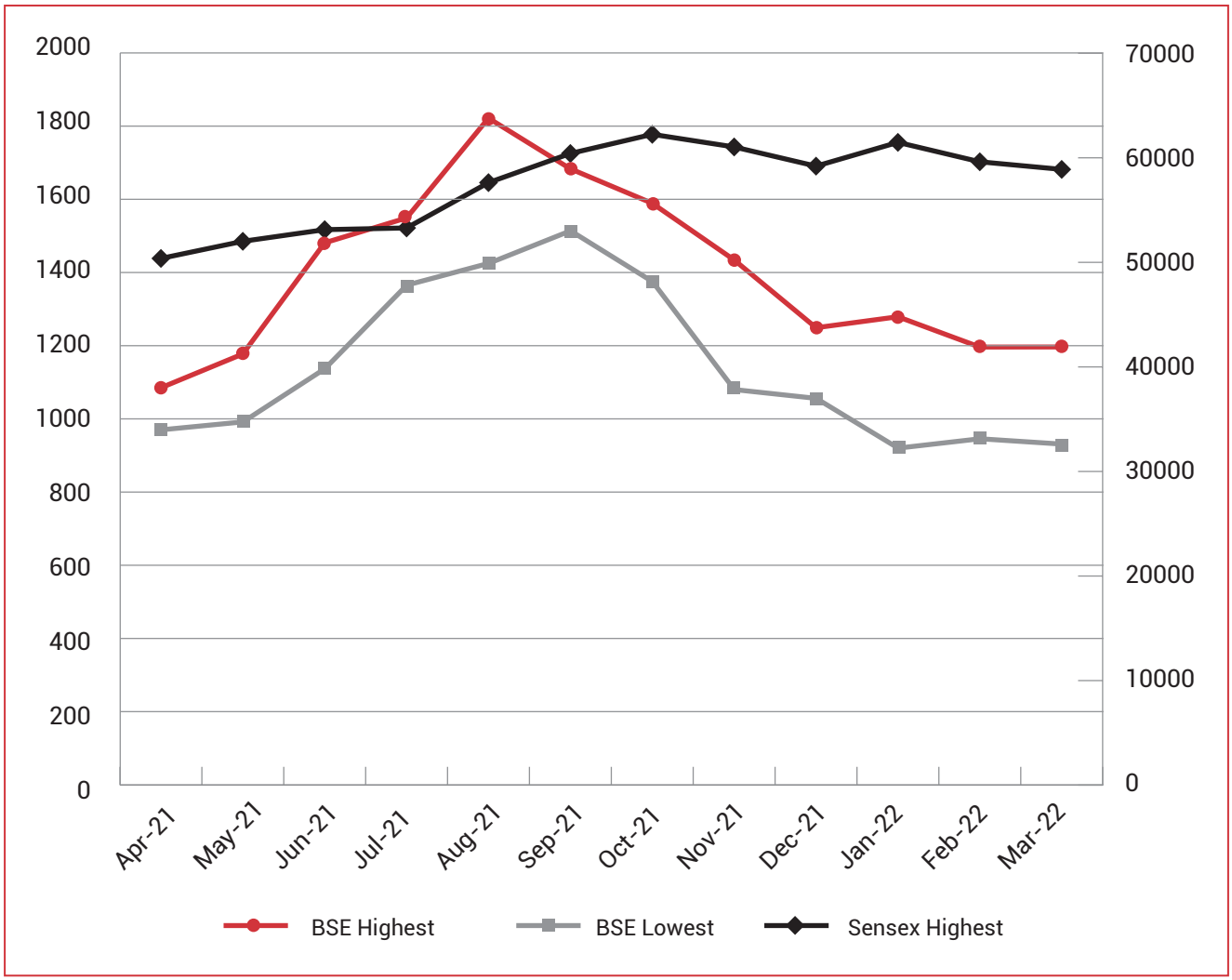

18. FEES PAID BY THE COMPANY AND ITS SUBSIDIARY COMPANY TO ITS STATUTORY AUDITORS

₹ in Lakhs

Name of the Company	Particulars	Amount
Savita Oil Technologies Limited	Statutory Audit Fees/Tax Audit Fees/ Other Services	30.60
Savita Polymers Limited (Wholly owned subsidiary)	Statutory Audit Fees/Tax Audit Fees	4.85

19. DISCLOSURE OF THE COMPLIANCE WITH CORPORATE GOVERNANCE REQUIREMENTS SPECIFIED IN REGULATIONS 17 TO 27 AND CLAUSES (B) TO (I) OF SUB-REGULATION (2) OF REGULATION 46 OF THE SEBI LISTING REGULATIONS, 2015:

The Company has complied with the requirements specified in Regulations 17 to 27 and Regulation 46(2)(b) to (i) of the SEBI (Listing Obligations and Disclosure Requirements) Regulations, 2015.

20. DETAILS OF UNCLAIMED SUSPENSE ACCOUNT:

Aggregate number of shareholders and the outstanding shares in the suspense account lying at the beginning of the year	No. of Shareholders: 26 No. of Shares: 2869
Number of shareholders who approached the Company for transfer of shares from suspense account during the year	No. of Shareholders: Nil No. of Shares: Nil
Number of shareholders to whom shares were transferred from suspense account during the year	No. of Shareholders: 3* No. of Shares: 148*
Aggregate number of shareholders and the outstanding shares in the suspense account lying at the end of the year	No. of Shareholders: 23 No. of Shares: 2721

*No Shareholder had approached the Company for transfer of shares from suspense account during the year. However, the shares were transferred to the account of IEPF authority, in respect of which the Shareholders had not encashed any dividend during the last seven years as per the IEPF (Accounting, Audit, Transfer and Refund) Amendment Rules, 2017.

The voting rights on the equity shares which are lying in the Unclaimed Suspense Account shall remain frozen till the rightful owner of such equity shares claims the shares.

21. FINANCIAL CALENDAR 2022-2023

Financial Reporting for the first quarter ending 30th June, 2022 – 1st half of August, 2022.

Financial Reporting for the second quarter and half year ending 30th September, 2022 - last week of October, 2022.

Financial Reporting for the third quarter ending 31st December, 2022 - last week of January, 2023.

Financial Reporting for the fourth quarter ending 31st March, 2023 – Month of May, 2023.

Audited Accounts for the year ending 31st March, 2023 - Month of May, 2023.

Annual General Meeting for the year ending March, 2023 – first/second week of September, 2023.

The website of the Company is www.savita.com

For and on behalf of the Board

Gautam N. Mehra
Managing Director
(DIN: 00296615)

Mumbai
2nd August, 2022

CERTIFICATION BY THE MANAGING DIRECTOR AND THE CHIEF FINANCIAL OFFICER (CFO)

We, Gautam N. Mehra, Managing Director and Suhas M. Dixit, Director and CFO of Savita Oil Technologies Limited certify to the best of our knowledge and belief that –

1. We have reviewed the Balance Sheet and Profit and Loss Account along with all its Schedules and Notes on Accounts, Cash Flow Statements and the Directors' Report for FY 2021-22;
2. These statements do not contain any untrue statement of a material fact or any omission to state a material fact on the statements made;
3. The financial statements and other financial information contained thereon in this Report present a true and fair view of the Company's affairs, the financial condition, results of operations and cash flows of the Company as of, and for, the period ending 31st March, 2022. These statements and other information presented in the Report are in compliance with the existing accounting standards and applicable laws and regulations as on the closing date;
4. No transactions entered into by the Company during the year are in contravention with the applicable laws and regulations, fraudulent, or in breach of the Company's Code of Conduct;
5. We are responsible for establishing and maintaining controls and procedures on disclosure as well as internal control over financial reporting for the Company, and we have:
   a) designed such controls and procedures so as to ensure the material information relating to the Company is made available to us by others during the period in which this Report is being prepared;
   b) designed such internal control over financial reporting with a view to provide reasonable assurance regarding the reliability of financial reporting and the preparation of financial statements for external purpose in accordance with generally accepted accounting principles;
   c) evaluated the effectiveness of the Company's disclosure, controls and procedures;
6. All Board Members and Senior Managerial Personnel have affirmed compliance with the Code of Conduct for the current year.

	Gautam N. Mehra	**Suhas M. Dixit**
Mumbai	Managing Director	Chief Financial Officer & Director
2nd August, 2022	(DIN: 00296615)	(DIN: 02359138)

AUDITORS' CERTIFICATE ON CORPORATE GOVERNANCE

To
The Members,

Savita Oil Technologies Limited

1. We, MP & Associates, Company Secretaries, the secretarial auditors of Savita Oil Technologies Limited ("the Company") have examined the compliance of the conditions of Corporate Governance by Savita Oil Technologies Ltd. ("the Company") for the year ended on March 31, 2022 as stipulated in regulations 17 to 27 and clauses (b) to (i) of regulation 46(2) and para C and D of schedule V of the SEBI (Listing Obligations and Disclosure Requirements) Regulations, 2015 (the "Listing Regulations").

Managements' Responsibility

2. The Compliance of conditions of Corporate Governance is the responsibility of the management. This responsibility includes the design, implementation and maintenance of internal control and procedures to ensure the compliance with the conditions of the Corporate Governance stipulated in Listing Regulations.

Auditor's Responsibility

3. Our examination has been limited to examining the procedures and implementation thereof, adopted by the Company for ensuring the compliance of conditions of the Corporate Governance. It is neither an audit nor an expression of opinion on the financial statements of the Company.

4. We have examined the relevant records and documents maintained by the Company for the purposes of providing reasonable assurance on the compliance with corporate governance requirements by the Company.

Opinion

5. Based on our examination of the relevant records and according to the information and explanations provided to us and the representations provided by the Management, we certify that the Company has complied with the conditions of Corporate Governance as stipulated in regulations 17 to 27 and clauses (b) to (i) of regulation 46(2) and para C, D and E of Schedule V of the Listing Regulations during the year ended March 31, 2022.

6. We further state that such compliance is neither an assurance as to the future viability of the Company nor the efficiency or effectiveness with which the management has conducted the affairs of the Company.

For **MP & Associates**
Company Secretaries

Manish S. Raut
Partner
FCS 8962 COP 10404

Place: Thane
Date: 15th June, 2022

UDIN: F008962D000497065
Peer Review Certificate No. – 1101/2022

MANAGEMENT DISCUSSION AND ANALYSIS

Management Discussion and Analysis covering segment-wise performance and outlook is given below:

A. Global Economic Scenario

The Global Economy grew approximately by 6.1% in the year 2021. This was a strong recovery, led by monetary stimulus which fueled a spurt in consumer demand. However, a number of global events have meant that the economic scenario looks somewhat gloomier for the year 2022. The stimulus that saw us through the pandemic coupled with supply chain disruptions is likely the cause of inflation that is now impacting most economic sectors. Global events like the war in Ukraine have crippled energy supplies to Europe which is facing dwindling supplies and unaffordable prices of natural gas. High energy costs have a trickle down impact on all sectors and we are now seeing soaring inflation rates in the West and even in countries like Turkey. To combat this, several actions such as monetary tightening to arrest liquidity and in turn demand are getting implemented. These actions mean GDP growth is expected to slow down to 3.6% in the year 2022 as per IMF estimates.

B. Domestic Economic Scenario

Timely action by our government on fuel subsidies, and some trade restrictions on commodities have temporarily meant that India has seen a subdued impact of inflation relative to what has been seen in the West. However, in a rising interest rate environment, a strengthening dollar and elevated crude oil prices usually mean the Indian Economy could struggle for growth in the coming year. The first three months of the year have seen a growth of 4.1%, but the impact of the above stated points could continue to dampen spirits. Most commodities have seen a continuous rising trend for 12-18 months, only now cracking with consumer resistance to such elevated prices. India however seems to be in much stronger position and better poised for growth than several of our BRIC peers that are each facing their own internal economic and political challenges. A stable government and progressive economic policies should allow more resilience this time than previous regimes of high inflation and tightening liquidity.

I. Petroleum Products

Transformer Fluids

Transformer Fluids are fundamental to the safe and smooth running of transformers to support the nation's power grids and addition of power capacity in rural and urban areas. These robust fluids are designed to function as an insulating medium as well as to help dissipate heat and keep the transformers running at a safe temperature.

Opportunities, Threats & Risks and Future Roadmap

As covered in our previous reports, the tail winds for Transmission and Distribution expansion and thus Transformers Oils have been well documented. Initiatives for 24/7 power, grid modernisation, fast tracking of infrastructure projects, EV charging and Data Centre and Cloud computing all require massive investments in the sector. The only dampener to this growth was the financial health of several DISCOMS which only recently Prime Minister Narendra Modi has himself addressed and several policies are being announced.

1. The Ministry of Power's flagship Revamped Distribution Sector Scheme is aimed at improving the operational efficiencies and financial sustainability of the DISCOMs and Power Departments. With an outlay of over ₹ 3 Lakh Crores over a period of five years from FY 2021-22 to FY 2025-26, the scheme aims to provide financial assistance to DISCOMs for modernisation and strengthening of distribution infrastructure, focussing on the improvement of the reliability and quality of supply to end consumers. It also aims to reduce the AT&C (Aggregate Technical and Commercial) losses to Pan-India levels of 12-15% and the ACS-ARR (Average Cost of Supply-Average Revenue Realised) gap to zero by FY 2024-25 by improving the operational efficiencies and financial sustainability of all state-sector DISCOMs and Power Departments.
2. Deendayal Upadhyaya Gram Jyoti Yojna which outlays ₹ 756 Billion for rural electrification.
3. The Indian government has drawn up a 'Mission 500GW' plan to ensure India is able to extend its scope of renewable energy (RE) to 500 GW by the year 2030, in line with the announcement made by Prime Minister Narendra Modi at the COP26 climate conference at Glasgow. So far, about 170 GW capacity has been installed from non-fossil sources.

The above initiatives bode well in addressing challenges faced by the Transmission and Distribution Value Chain and should certainly increase momentum for transformer fluids and other components.

Alternative Fluids

Bio-Based - Your Company is also offering bioTransol – a natural ester based insulating fluid for Transformers. The product was launched by Savita Polymers (now a wholly owned subsidiary of your Company) in 2015, being the first Indian company to launch this product. The Company has already established a widespread footprint with over 150 projects completed with this fluid. The product is not only environmentally friendly with high % of biodegradability, but is also far safer and more efficient in several equipment applications. We believe this fluid will make up a substantial and growing part of OEM consumption in the years to come, along with the added benefit of localised raw materials.

Synthetic Based – Your Company is also in the process of launching Transol Synth100 which is a synthetic Ester based Insulation Fluid. Your Company firmly believes Transol Synth100 to be the most robust Insulation Fluid available globally and your Company's commercial scale up in 2023 will allow it to service insulation fluid demand for highly sensitive applications where there is high strain on transformers. The product is also substantially biodegradable, with superior safety and unmatched stability.

While both of these fluids remain more expensive than the existing mineral based fluids, they are designed keeping in mind legislations for the power industry in the coming years where Transformer Fluids will be more compactly designed, with higher safety environment standards.

White Mineral Oils

White Mineral Oils are processed to be amongst the most chemically inert substances and find diverse application in the cosmetic and pharmaceutical industry along with processing of plastics, elastomers and compounding of rubbers amongst many others.

Opportunities, Threats & Risks and Future Roadmap

White Oils find application in a number of FMCG products, from oils, creams lotions and gels. The FMCG segment is now India's 4th largest segment, with household and personal care accounting for 50% of FMCG sales. Your Company being approved supplier to most of the FMCG Giants, stands to gain from their increased rural penetration plans. Semi-Urban and Rural segments are now hopefully clear of the COVID struggles and it is estimated that 50% of rural and semi urban spend is on FMCG products. This sector is poised to make a strong comeback, with the only dampener being price increases being taken to counter the threat of rising input costs.

Other applications of White Oils in the plastics, elastomer and polystyrene space also seem promising with manufacturers of these products announcing and planning capex buoyed by government's PLI push, which should increase demand for your Company's products.

International Business

Your Company's focus and plans remain to take advantage of its strong manufacturing and technology base in India to ship high quality yet competitively priced finished products to your Company's customers and distributors spread across 65 countries overseas. Even though there were several challenges, your Company saw healthy growth in its International Business last year. Your Company's target remains to leverage its footprint and approval base with multinational Companies in India to expand Transformer Oils and White Oils overseas.

One of the massive constraints in the year was the sharp rise in container freights. Some geographies have witnessed a 5x jump in ocean freight which increased prices for your Company's distributors exponentially especially in Latin America, Africa and Europe. The start of Fiscal 2022-23 has seen some moderation in freight rates, however levels are still significantly elevated from pre-pandemic time. Further reduction in freight rate will allow your Company to regain lost share and regain business in freight sensitive markets which your Company remains optimistic about.

Automotive and Industrial Lubricants

The Indian lubricant market is the 3rd largest market in the world after US and China. Based on estimates, the Indian Lubricant market is approximately 2.8 Million Tonnes and is expected to grow at a CAGR of 5% with more than half the demand accounted for by the industrial segment.

Although the demand was subdued in last year due to external environment and inflationary pressure, but your Company produced a resilient growth performance in both volume and value terms in FY 2021-22 and was amongst the fastest growing Lubricant Brands of India delivering record volume growth in good double digits and grew by more than three times the estimated lubricant category growth. This was driven by strengthening the distribution network along with the strong performance of your Company's OE Partners. Continuing the momentum, your Company has delivered record volume growth in 1st quarter of FY 2022-23.

Opportunities, Threats & Risks and Future Roadmap

The external environment continues to be challenging due to volatility and fluctuations in Base Oil Prices which impacts the manufacturer and end users equally. However, the category is expected to grow on the back of enhanced infrastructure development, increased manufacturing activity and increase in per capita income leading to increase in vehicle ownership in automotives.

Your Company will continue to strengthen its footprint in the Industrial and Automotive segments alike with sharp focus on increasing penetration, digitisation i.e. getting tools and leveraging technology to serve its customers and consumers better. Your Company plans to invest in brand building & developing customer value propositions to gain further market share in aftermarket. On the OEM side of business, your Company is largely focused on enhancing services and support for existing OEM accounts and invest in testing and development programs to meet the stringent international specifications and focus on synthetic oils for higher specification engines and expand by adding new OEMs to its fold.

The advent of electric vehicle is a reality but your Company's estimate is that the traditional lubricant category has still many years of growth going into the year 2030 and beyond. Your Company will continue its focus on its leadership segment of two wheelers, farm equipment, off-highway construction equipment and other industrial segments coupled with new launches in automotive and industrial areas to strengthen its synthetic products portfolio and increase market share.

II. Wind Power

Power is the backbone of any economy in today's world and India is one of the world's fastest-growing economies. However, it is highly dependent on oil imports to meet its energy demand and is the world's third biggest oil consuming and importing nation. With the Ukraine-Russia war precipitating another oil crisis and price of oil shooting over USD100 per barrel, it brings into forefront the fragility of India's trade balance and overall energy security. High price of fossil fuel coupled with its dwindling reserves and its global warming potential, is forcing countries including India to focus on renewable energy sources. Energy independence is vital for India's development. Renewable Energy sources are addressing three of the Country's pressing issues; bridging the supply shortages, reducing carbon emissions and enhancing energy security. The wind power sector is an important component in India's plans to decarbonise its energy sector. According to Global Wind Energy Council (GWEC), Wind Energy will be one of the key technologies to reduce harmful carbon emissions in India, and replace the coal-fired generation which currently dominates the power mix.

During the year, India added 1.11 GW of wind power capacity against 1.5 GW capacity addition during the previous year. The second surge of COVID-19 had notable impact on India's wind industry. The segment had already been witnessing slow growth over the past few years. This was exacerbated by the supply chain disruptions and mobility constraints caused during the Covid-19 pandemic. As of 31st March 2022, all India total installed wind power capacity stood at 40.35 GW.

Opportunities, Threats & Risks and Future Roadmap

Wind is a mature technology which is more than 3 decades old. India's wind power segment has transitioned from a high wind regime to a low and medium wind regime. As per National Institute of Wind Energy (NIWE), India has a high wind energy potential which is commercially realisable — 302 GW of onshore wind potential at 100 metres hub height and 700 GW onshore potential at 120 metres hub height. There have been technological advancements in rotor blades with continuous development of aerodynamically advanced and robust designs. Wind Turbine manufacturers are rolling out MW series turbines with greater hub heights in order to tap the low wind sites to generate maximum output. One of the key solutions to sluggish growth is repowering i.e. replacing old units with modern high capacity wind turbine technology could offer enhanced power output. Over the years, the wind market has witnessed a significant improvement in design features of the WTG and its components. Most of the older, low rated capacity turbines are operating at Class I sites which are high potential sites that remain underutilised. Repowering will be a game changer for India's wind landscape helping it to achieve the climate targets. The industry is also looking at setting up solar-wind-hybrids for harnessing maximum output as compared to standalone source of energy.

One of the major threat to the sector is uncertainty due to climate induced wind variation. Monsoons have been erratic and cyclonic disturbances are becoming a common occurrence, which is impacting the wind segment resulting in lower generation. Capacity additions over the years have slowed down due to transition from feed-in tariff regime for project allocation to introduction of competitive bidding. This coupled with land unavailability, Right of Way issues, transmission challenges, curtailment, lower tariff post PPA

tenure completion, escalating O&M, regulatory constraints in open access segment, forecasting & scheduling the infirm power, etc. are hampering growth of the wind sector. The weak financial health of state-owned distribution utilities (DISCOMs) will also remain a serious challenge for India's wind energy sector. REC (Renewable Energy Certificate) market is struggling with excess supply while demand remains significantly lower, key reason being huge lag in RPO compliance due to lack of strict enforcement. The struggle for developers & investors intensifies as DISCOMs blatantly disregard power purchase agreements putting at risk the fate of installed projects and hampering investment of new ones.

C. SEGMENT-WISE PERFORMANCE

I. Petroleum Products:

During the year under review, on standalone basis, your Company achieved a sales volume of 3,79,487 KLs/MTs as against 3,19,036 KLs/MTs achieved during FY 2020-21. Your Company's sales turnover also witnessed significant increase during FY 2021-22 which stood at ₹ 2,80,660/- Lakhs against ₹ 1,90,058/- Lakhs in 2020-21. Your Company achieved a record net profit of ₹ 24,999/- Lakhs during FY 2021-22 as against ₹ 22,396/- Lakhs during the previous year mainly due to increased volumes and rising base oil prices.

II. Wind Power

The total installed capacity in Wind Power Division of your Company stands at 53 MW.

During FY 2021-22, your Company's Wind Power Plants situated in the states of Maharashtra, Karnataka and Tamil Nadu generated 83.40 MU against 73.12 MU generated in the previous year.

D. KEY FINANCIAL RATIOS

Particulars	Change *	Remarks
Inventory Turnover Ratio	+49.94%	Increase of 63% in COGS while moderate increase of 9% in inventory cost
Interest Coverage Ratio	+101.11%	Interest expense reduced and increase in profits of the Company during the current FY
Debt Equity Ratio	NIL	No significant change
Debtors Turnover Ratio	+40.90%	Sales increased by 49% in current FY compared to previous FY
Current Ratio	-2.74%	No significant change
Operating Profit Margin	-25.05%	Increase in cost of raw material in the current FY Increase in loss on currency fluctuation (included in finance cost) Increase in distribution costs during the current FY
Net Profit Margin	-23.94%	
Return on Net Worth change	-7.64%	

* On standalone basis

E. INTERNAL CONTROLS SYSTEMS AND THEIR ADEQUACY

Internal controls systems are a must to bring about effective operational efficiencies and discipline in all facets of any organisation. Effective internal control systems in addition can provide the right direction and result in substantial cost savings for the organisation too. The internal control structure of any company must consist of the policies and procedures established to provide reasonable assurance that specific entity objectives will be achieved. The internal control systems are introduced to avoid errors and frauds and for systematic control of business activities. These systems in any organisation are introduced to safeguard business assets from theft and wastage, ensure compliance with business policies and the law of the land, evaluate functions of each employee and officer to increase efficiency in operations and ensure true and reliable operating data and financial statements.

Your Company's internal control systems are commensurate with its size and operations. Your Company's Audit Committee supervises the overall scope and authority of the Internal Audit function as a continuing exercise. With the help of services of an external agency, as is mandatorily required, your Company conducts periodic internal audit in areas identified by the Audit Committee from time to time. Significant audit observations are discussed in detail at each of the Audit Committee Meetings and action plans are framed which are then percolated down to the responsible officers of your Company for actions and compliance. The actions taken based on the earlier action plans are reviewed by the Audit Committee at its subsequent meetings.

F. MATERIAL DEVELOPMENTS IN HUMAN RESOURCES/ INDUSTRIAL RELATIONS

There was complete harmony in the industrial relations in your Company during the year under review. Like any other company, your Company too faced difficulties in its operations during the COVID – 19 pandemic but with the resilience and persistence of the employees of your Company, your Company could convert this challenging period into opportunity. Because of the effective co-ordination and understanding between the employees during these difficult times, your Company could achieve highest ever targets and goals in terms of financials and volumes. Your Company continues to take all safety and health measures in its operations to keep the threat of COVID – 19 infections away in its environment. As in the past, your Company shall continue with its untiring efforts in training and further developing its work force at all levels going forward.

For and on behalf of the Board

Gautam N. Mehra
Chairman & Managing Director
(DIN: 00296615)

Mumbai
2nd August, 2022

INDEPENDENT AUDITOR'S REPORT

To

The Members of SAVITA OIL TECHNOLOGIES LIMITED

Report on the Standalone Financial Statements

OPINION

We have audited the accompanying standalone financial statements of **SAVITA OIL TECHNOLOGIES LIMITED** ("the Company"), which comprise the Balance Sheet as at 31st March, 2022, the Statement of Profit and Loss, the Statement of Changes in Equity and the Statement of Cash Flows for the year ended on that date, and a summary of the significant accounting policies and other explanatory information (hereinafter referred to as "the standalone financial statements").

In our opinion and to the best of our information and according to the explanations given to us, the aforesaid standalone financial statements give the information required by the Companies Act, 2013 ("the Act") in the manner so required and give a true and fair view in conformity with the Indian Accounting Standards prescribed under section 133 of the Act read with the Companies (Indian Accounting Standards) Rules, 2015, as amended, ("Ind AS") and other accounting principles generally accepted in India, of the state of affairs of the Company as at 31st March, 2022, the profit and total comprehensive income, changes in equity and its cash flows for the year ended on that date.

BASIS FOR OPINION

We conducted our audit of the standalone financial statements in accordance with the Standards on Auditing (SAs) specified under section 143(10) of the Act. Our responsibilities under those Standards are further described in the Auditor's Responsibilities for the Audit of the Standalone Financial Statements section of our report. We are independent of the Company in accordance with the Code of Ethics issued by the Institute of Chartered Accountants of India (ICAI) together with the ethical / independence requirements that are relevant to our audit of the standalone financial statements under the provisions of the Act and the Rules made thereunder, and we have fulfilled our other ethical responsibilities in accordance with these requirements and the ICAI's Code of Ethics. We believe that the audit evidence we have obtained is sufficient and appropriate to provide a basis for our audit opinion on the standalone financial statements.

KEY AUDIT MATTERS

Key audit matters are those matters that, in our professional judgment, were of most significance in our audit of the standalone financial statements of the current period. These matters were addressed in the context of our audit of the standalone financial statements as a whole, and in forming our opinion thereon, and we do not provide a separate opinion on these matters. We have determined the matters described below to be the key audit matters to be communicated in our report.

Sr. No.	Key Audit Matter	Auditor's Response
1	**Inventory valuation and consumption of raw and packing materials:** Accuracy of recording of inventory & related consumption at appropriate values.	We have performed the following procedures in relation to the accuracy of recorded consumption and inventory: Understood, evaluated and tested the key controls over the recording of inventory and booking of consumption. We selected a sample of transactions and: • Checked the goods receipt notes and material issue slips on a sample basis to ensure correct recording of materials receipts & consumption. • Tested and verified, the weighted average rate of inputs, at which consumption was recorded. • Tested and verified the Overhead absorption rate calculation used for inventory valuation. • Reviewed the process of physical verification of inventories carried out by the management at various locations by participating in the said process.

Sr. No.	Key Audit Matter	Auditor's Response
		• Verified the reports of physical verification of inventory carried out by the management and corrective actions taken to rectify the identified discrepancies (if any).
2	**Evaluation of uncertain tax positions:** The Company has material uncertain tax positions including matters under dispute which involves significant judgment to determine the possible outcome of these disputes.	**We have performed the following procedures:** Obtained understanding of key uncertain tax positions; Obtained details of completed tax assessments and demands upto the year ended 31st March, 2022 from the management; We have; i. Discussed with management and evaluated the management's underlying key assumptions in estimating the tax provision; ii. Assessed management's estimate of the possible outcome of the disputed cases; and iii. Considered legal precedence and other rulings in evaluating management's position on these uncertain tax positions. Additionally, considered the effect of new information in respect of uncertain tax positions as at 1st April, 2021 to evaluate whether any change was required to management's position on these uncertainties.
3	**Assessment of contingent liabilities and provisions related to Taxation, Litigations and claims:** The assessment of the existence of the present legal or constructive obligation, analysis of the probability of the related payment and analysis of a reliable estimate, requires management's judgement to ensure appropriate accounting or disclosures. Due to the level of judgement relating to recognition, valuation and presentation of provisions and contingent liabilities, this is considered to be a key audit matter.	Our audit procedures included: • As part of our audit procedures we have assessed Management's processes to identify new possible obligations and changes in existing obligations for compliance with company policy and Ind AS 37 requirements. • We have analyzed significant changes from prior periods and obtain a detailed understanding of these items and assumptions applied. • We have obtained relevant status details and Management representations on the major outstanding litigations. • As part of our audit procedures we have reviewed minutes of board meetings (including the Audit Committee). • We have held regular discussions with Management and internal legal department. • We challenged the assumptions and critical judgements made by management which impacted their estimate of the provisions required, considering judgements previously made by the authorities in the relevant jurisdictions or any relevant opinions given by the Company's advisors and assessing whether there was an indication of management bias. • We discussed the status in respect of significant provisions with the Company's internal tax and legal team. • We performed retrospective review of management judgements relating to accounting estimate included in the financial statement of prior year and compared with the outcome.

INFORMATION OTHER THAN THE STANDALONE FINANCIAL STATEMENTS AND AUDITOR'S REPORT THEREON

The Company's Board of Directors is responsible for the preparation of the other information. The other information comprises the information included in the Management Discussion and Analysis, Board's Report including Annexures to Board's Report, Business Responsibility Report, Corporate Governance and Shareholder's Information, but does not include the standalone financial statements and our auditor's report thereon.

Our opinion on the standalone financial statements does not cover the other information and we do not express any form of assurance conclusion thereon.

In connection with our audit of the standalone financial statements, our responsibility is to read the other information identified above when it becomes available and, in doing so, consider whether the other information is materially inconsistent with the standalone financial statements or our knowledge obtained during the course of our audit or otherwise appears to be materially misstated.

When we read other information, if we conclude that there is a material misstatement therein, we are required to communicate the matter to those charged with governance and describe actions applicable in the applicable laws and regulations.

RESPONSIBILITIES OF MANAGEMENT AND THOSE CHARGED WITH GOVERNANCE FOR THE STANDALONE FINANCIAL STATEMENTS

The Company's Board of Directors is responsible for the matters stated in section 134(5) of the Act with respect to the preparation of these standalone financial statements that give a true and fair view of the financial position, financial performance, total comprehensive income, changes in equity and cash flows of the Company in accordance with the Ind AS and other accounting principles generally accepted in India. This responsibility also includes maintenance of adequate accounting records in accordance with the provisions of the Act for safeguarding the assets of the Company and for preventing and detecting frauds and other irregularities; selection and application of appropriate accounting policies; making judgments and estimates that are reasonable and prudent; and design, implementation and maintenance of adequate internal financial controls, that were operating effectively for ensuring the accuracy and completeness of the accounting records, relevant to the preparation and presentation of the standalone financial statements that give a true and fair view and are free from material misstatement, whether due to fraud or error.

In preparing the standalone financial statements, management is responsible for assessing the Company's ability to continue as a going concern, disclosing, as applicable, matters related to going concern and using the going concern basis of accounting unless management either intends to liquidate the Company or to cease operations, or has no realistic alternative but to do so.

The Board of Directors are responsible for overseeing the Company's financial reporting process.

AUDITOR'S RESPONSIBILITIES FOR THE AUDIT OF THE STANDALONE FINANCIAL STATEMENTS

Our objectives are to obtain reasonable assurance about whether the standalone financial statements as a whole are free from material misstatement, whether due to fraud or error, and to issue an auditor's report that includes our opinion. Reasonable assurance is a high level of assurance, but is not a guarantee that an audit conducted in accordance with SAs will always detect a material misstatement when it exists. Misstatements can arise from fraud or error and are considered material if, individually or in the aggregate, they could reasonably be expected to influence the economic decisions of users taken on the basis of these standalone financial statements. As part of an audit in accordance with SAs, we exercise professional judgment and maintain professional skepticism throughout the audit. We also:

- Identify and assess the risks of material misstatement of the standalone financial statements, whether due to fraud or error, design and perform audit procedures responsive to those risks, and obtain audit evidence that is sufficient and appropriate to provide a basis for our opinion. The risk of not detecting a material misstatement resulting from fraud is higher than for one resulting from error, as fraud may involve collusion, forgery, intentional omissions, misrepresentations, or the override of internal control.
- Obtain an understanding of internal financial controls relevant to the audit in order to design audit procedures that are appropriate in the circumstances. Under section 143(3)(i) of the Act, we are also responsible for expressing our opinion on whether the Company has adequate internal financial controls system in place and the operating effectiveness of such controls.
- Evaluate the appropriateness of accounting policies used and the reasonableness of accounting estimates and related disclosures made by management.
- Conclude on the appropriateness of management's use of the going concern basis of accounting and, based

on the audit evidence obtained, whether a material uncertainty exists related to events or conditions that may cast significant doubt on the Company's ability to continue as a going concern. If we conclude that a material uncertainty exists, we are required to draw attention in our auditor's report to the related disclosures in the standalone financial statements or, if such disclosures are inadequate, to modify our opinion. Our conclusions are based on the audit evidence obtained up to the date of our auditor's report. However, future events or conditions may cause the Company to cease to continue as a going concern.

- Evaluate the overall presentation, structure and content of the standalone financial statements, including the disclosures, and whether the standalone financial statements represent the underlying transactions and events in a manner that achieves fair presentation.

Materiality is the magnitude of misstatements in the standalone financial statements that, individually or in aggregate, makes it probable that the economic decisions of a reasonably knowledgeable user of the financial statements may be influenced. We consider quantitative materiality and qualitative factors in (i) planning the scope of our audit work and in evaluating the results of our work; and (ii) to evaluate the effect of any identified misstatements in the financial statements. We communicate with those charged with governance regarding, among other matters, the planned scope and timing of the audit and significant audit findings, including any significant deficiencies in internal control that we identify during our audit.

We also provide those charged with governance with a statement that we have complied with relevant ethical requirements regarding independence, and to communicate with them all relationships and other matters that may reasonably be thought to bear on our independence, and where applicable, related safeguards.

From the matters communicated with those charged with governance, we determine those matters that were of most significance in the audit of the standalone financial statements of the current period and are therefore the key audit matters. We describe these matters in our auditor's report unless law or regulation precludes public disclosure about the matter or when, in extremely rare circumstances, we determine that a matter should not be communicated in our report because the adverse consequences of doing so would reasonably be expected to outweigh the public interest benefits of such communication.

REPORT ON OTHER LEGAL AND REGULATORY REQUIREMENTS

I. As required by the Companies (Auditor's Report) Order, 2020 ("the Order") issued by the Central Government of India in terms of sub-section (11) of section 143 of the Act, we give in the **"Annexure A"**, a statement on the matters specified in paragraphs 3 and 4 of the Order to the extent applicable.

II. As required by Section 143 (3) of the Act, we report that:

a) We have sought and obtained all the information and explanations which to the best of our knowledge and belief were necessary for the purposes of our audit.

b) In our opinion, proper books of account as required by law have been kept by the Company so far as it appears from our examination of those books.

c) The Balance Sheet, the Statement of Profit and Loss, the Cash Flow Statement and Statement of Changes in Equity dealt with by this Report are in agreement with the books of account.

d) In our opinion, the aforesaid Standalone Ind AS Financial Statements comply with the Ind AS specified under Section 133 of the Act, read with Rule 3 of the Companies (Indian Accounting Standards) Rules, 2015.

e) On the basis of the written representations received from the directors as on 31st March 2022 taken on record by the Board of Directors, none of the directors is disqualified as on 31st March 2022 from being appointed as a director in terms of Section 164 (2) of the Act.

f) With respect to the adequacy of the internal financial controls over financial reporting of the Company and the operating effectiveness of such controls, refer to our separate Report in **"Annexure B"** to this report.

g) With respect to the other matters to be included in the Auditor's Report in accordance with Rule 11 of the Companies (Audit and Auditors) Rules, 2014, in our opinion and to the best of our information and according to the explanations given to us:

i. The Company has disclosed the impact of pending litigations on its financial position in its Standalone Financial Statements – Refer Note No. 27 to the Standalone Financial Statements.

ii. The Company has made provision, as required under the applicable law or accounting standards, for material foreseeable losses, if any, on long term contracts including derivative contracts.

iii. There has been no delay in transferring amounts, required to be transferred, to the Investor Education and Protection Fund by the Company.

iv. A) The management has represented that, to the best of its knowledge and belief, other than as disclosed in notes to accounts, no funds have been advanced or loaned or invested (either from borrowed funds or share premium or any other sources or kind of funds) by the company to in any other persons(s) or entity(ies), including foreign entities ("Intermediaries"), with the understanding, whether recorded in writing or otherwise, that the intermediary shall, whether, directly or indirectly lend or invest in other persons or entities identified in any manner whatsoever by or on behalf of the company ("Ultimate Beneficiaries") or provide any guarantee, security or the like on behalf of Ultimate Beneficiaries.

B) The management has represented that, to the best of its knowledge and belief, other than as disclosed in notes to accounts, no funds have been received by the company from any persons(s) or entity(ies), including foreign entities ("Funding Parties"), with the understanding, whether recorded in writing or otherwise, that the company shall, whether, directly or indirectly lend or invest in other persons or entities identified in any manner whatsoever by or on behalf of the Funding Party ("Ultimate Beneficiaries") or provide any guarantee, security or the like on behalf of Ultimate Beneficiaries.

C) On the basis of audit procedures performed that have been considered reasonable and appropriate in the circumstances, nothing has come to our notice that has caused us to believe that the representations under sub-clause (i) and (ii) of Rule 11(e), as provided under (A) and (B) above, contain any material mis-statement.

v. The final dividend proposed in the previous year, declared and paid by the Company during the year is in accordance with section 123 of the Act, as applicable.

Company has not declared and paid any interim dividend during the year.

As stated in note 1 (under Statement of Changes to Equity) to the financial statements, the Board of Directors of the Company have proposed final dividend for the year which is subject to the approval of the members at the ensuing Annual General Meeting. The amount of dividend proposed is in accordance with section 123 of the Act, as applicable.

III. With respect to the matter to be included in the Auditors' Report under Section 197(16) of the Act:

In our opinion and according to the information and explanations given to us, the remuneration paid by the Company to its directors during the current year is in accordance with the provisions of Section 197 of the Act. The remuneration paid to any director is not in excess of the limit laid down under Section 197 of the Act. The Ministry of Corporate Affairs has not prescribed other details under Section 197(16) which are required to be commented upon by us.

For **G. D. Apte & Co.**
Chartered Accountants
Firm registration number: 100515W

Chetan R. Sapre
Partner
Membership No: 116952
UDIN:22116952AJWDOA3410

Place: Mumbai
Date : 30th May, 2022

ANNEXURE - A TO THE INDEPENDENT AUDITORS' REPORT ON STANDALONE FINANCIAL STATEMENTS OF SAVITA OIL TECHNOLOGIES LIMITED

(Referred to in paragraph I under the heading "Report on Other Legal and Regulatory Requirements" of our report of even date to the members of Savita Oil Technologies Limited on the Standalone Financial Statements for the year ended 31st March, 2022)

i. a) A) The Company has maintained proper records showing full particulars including quantitative details and situation of property, plant and equipment.

B) The Company has maintained proper records showing full particulars including quantitative details and location of intangible assets.

b) As informed to us, the fixed assets having substantive value have been physically verified by the management during the period according to a phased program. In our opinion, such program is reasonable having regard to the size of the Company and the nature of its assets. We have been further informed that no material discrepancies were noticed on such verification by the management between the book records and physical verification.

c) According to the information and explanations given to us and based on the records produced, the title deeds of the immovable properties held by the Company are in the name of the Company.

d) The company has neither revalued its Property Plant and Equipment (including Right of Use assets) nor intangible assets or both during the year.

e) As per the information and explanation provided to us, no proceedings have been initiated or are pending against the company for holding any benami property under the Benami Transactions (Prohibition) Act, 1988 (45 of 1988) and rules made thereunder.

ii. a) The inventories have been physically verified during the year by the management. In our opinion, the frequency of verification is reasonable and the coverage and procedure of such verification is appropriate. The discrepancies noticed on verification between the physical stocks and the book records were not material, having regard to the size of the operations of the Company and the same have been properly dealt with in the books of accounts.

b) According to the information and explanations given to us and based on the records produced, company has availed working capital limits from banks and financial institutions on the basis of security of current assets. There were no material discrepancies observed in books of accounts and amounts reported in quarterly statement submitted by the company to banks.

iii. a) A) As per the information and explanation given to us, the Company has not granted any loans or advances and guarantees or security to subsidiaries, joint ventures and associates.

B) During the year company has provided loans to its employees amounting to Rs. 59.75 Lakhs and aggregate amount of loans provided to employees outstanding as on 31st March 2022 is ₹ 51.55 Lakhs.

b) As per the information and explanations given to us, the investments made and loans provided by the company, are not prejudicial to the company's interest;

Company has not given any guarantees, security, and advances in the nature of loans.

c) In respect of loans to employees, the schedule of repayment of principal and payment of interest (wherever applicable) is stipulated and the repayments or receipts are regular. The company has not provided any other loans or advances in the nature of loans.

d) There were no overdue amounts for more than ninety days in respect of the loans granted. Therefore, provisions clause 3(iii)(d) of the Order are not applicable to the company.

e) According to the information and explanations given to us, loan or advance in the nature of loan which has fallen due during the year has neither been renewed or extended nor fresh loans granted to settle the overdue of existing loans. Therefore,

provisions of clause 3(iii)(e) of the order are not applicable to the company.

f) According to the information and explanations given to us, company has not granted any loans or advances in the nature of loans either repayable on demand or without specifying any terms or period of repayment. Therefore, provisions of clause 3(iii)(f) of the order are not applicable to the company.

iv. The Company has not granted any loans, or made any investment, or provided any guarantee or security in respect of which provisions of section 185 and 186 of the Act are applicable. Accordingly, the provisions of clause (iv) of the order are not applicable to the company.

v. In our opinion and according to the information and explanations given to us, the Company has complied with the directives issued by the Reserve Bank of India and the provisions of sections 73 to 76 or any other relevant provisions of the Act and the rules framed there under, to the extent applicable. We are informed by the Management that no order has been passed by the Company Law Board or National Company Law Tribunal or Reserve Bank of India or any court or any other Tribunal in this regard.

vi. We have broadly reviewed accounts and records maintained by the Company pursuant to rules made by the Central Government for the maintenance of cost records under Section 148(1) of the Act, in respect of Company's products to which the said rules are made applicable and are of the opinion that, prima facie the prescribed accounts and records have been made and maintained. We have, however, not made a detailed examination of records with a view to determine whether they are accurate.

vii. a) According to the information and explanations given to us and according to the records of the Company examined by us, in our opinion, the Company is generally regular in depositing with the appropriate authorities undisputed statutory dues including Provident Fund, Employees' State Insurance, Income-tax, Sales Tax, Service Tax, Goods and Service Tax, duty of Custom, duty of Excise, Value Added Tax, Cess and any other statutory dues, wherever applicable. According to the information and explanations given to us, no undisputed amounts payable in respect of aforesaid dues were outstanding as at March 31, 2022 for a period of more than 6 months from the date they became payable.

b) According to the information and explanations given to us, there were no dues in respect of Income Tax, Duty of Excise, Duty of Customs, Sales Tax, Service Tax, Goods and Service Tax and Value Added Tax which have not been deposited on account of any dispute except the following:

(₹ in Lakhs)

Name of the Statue	Nature of Dues	Forum where the case is pending	Period to which the Amount relates (Financial Year)	Gross Amount Involved	Amount Paid in Protest	Amount Unpaid
Customs Act, 1962	Custom Duty	Commissioner of Customs (Appeal)	2014-2017	50.16	-	50.16
Total (A)				**50.16**	**-**	**50.16**
Central Excise Act, 1944	Excise Duty	Superintendent, Assistant/ Deputy/ Joint/ Additional Commissioner and Commissioner of Central Excise Department	2002-2016	28.76	-	28.76
		Commissioner of Central Excise (Appeals)	2006-2018	64.48	5.37	59.11
		Customs, Excise and Service Tax Appellate Tribunal	1999-2002 2004-2017	2,451.36	97.92	2,353.44

(₹ in Lakhs)

Name of the Statue	Nature of Dues	Forum where the case is pending	Period to which the Amount relates (Financial Year)	Gross Amount Involved	Amount Paid in Protest	Amount Unpaid
Total (B)				**2,544.59**	**103.29**	**2,441.31**
GST Act 2017	GST	Joint Commissioner (Appeal)	2017-2019	35.13	35.13	-
Total (C)				**35.13**	**35.13**	**-**
Finance Act, 1994	Service Tax	Joint Commissioner, Service Tax	2006-2011	20.16	-	20.16
Total (D)				**20.16**	**-**	**20.16**
Central Sales Tax Act & Sales Tax Act of various Acts	Central Sales Tax	Assistant/ Additional Deputy Commissioner of Commercial Taxes	2000-2001 2003-2004	0.21	-	0.21
		Deputy/ Joint/ Additional Commissioner (Appeal)	2002-2009 2010-2016	2,960.15	31.72	2,928.43
		Sales Tax Tribunal	1998-1999	0.75	0.25	0.50
Total (E)				**2,961.10**	**31.97**	**2,929.13**
Tamil Nadu Panchayat Act, 1994	House Tax	Thadichery Panchayat, Theni	2012-2013	33.49	-	33.49
Total (F)				**33.49**	**-**	**33.49**
Grand Total (A + B + C + D+E+F)				**5,644.63**	**170.39**	**5,474.25**

viii. According to the information and explanations given to us, no transaction or income, not recorded in the books of accounts, have been surrendered or disclosed as income during the year in the tax assessment under the Income Tax Act., 1961 (43 of 1961).

ix. a) In our opinion and according to the information and explanations given to us, the company has not defaulted in repayment of loans or other borrowings or in the payment of interest thereon, to any lender during the year.

b) According to the information and explanations given to us, the company is not declared as willful defaulter by any bank or financial institution or other lender.

c) According to the information and explanations given to us, the company has not borrowed term loans.

d) According to the information and explanations given to us, funds raised on short term basis have not been utilized for long term purposes.

e) According to the information and explanations given to us, the company has not taken any funds from any entity or person on account of or to meet the obligations of its subsidiaries, associates, or joint ventures.

f) According to the information and explanations given to us, the company has not raised loans during the year on the pledge of securities held in its subsidiaries, joint ventures, or associate companies.

x. a) According to the information and explanations given to us and on the basis of examination of records of the Company, the company has not raised any money by way of initial public offer or further public offer during the year. Hence the reporting requirement under clause 3(x)(a) is not applicable to the company.

b) According to the information and explanations given to us and on the basis of examination of records, the company has not made any preferential allotment or private placement of shares or convertible debentures (fully, partially or optionally convertible) during the year. Therefore, the provisions of clause (x)(b) of the Order are not applicable to the company.

xi. a) Based on our audit procedures performed for the purpose of reporting the true and fair view of the Standalone Financial Statements and on the basis of information and explanations given by the management, no fraud by the Company or on the Company has been noticed or reported during the year.

b) According to the information and explanation given to us, no report U/s 143 (12) of the Companies Act has been filed by the auditors in Form ADT-4 as prescribed under rule 13 of Companies (Audit and Auditors) Rules, 2014 with the Central Government.

c) According to the information and explanation given to us, no whistle-blower complaints received during the year by the company.

xii. In our opinion and according to the information and explanations given to us, the Company is not a Nidhi Company and accordingly the provisions of clause (xii) of the Order are not applicable to the Company.

xiii. According to the information and explanations given to us and based on our examination of records of the Company, the transactions entered with related parties are in compliance with provisions of section 177 and 188 of the Act, where applicable and the details of such transactions are disclosed in the Standalone Financial Statements as required by the applicable accounting standards.

xiv. a) According to the information and explanation given to us, the company has an internal audit system commensurate with the size and nature of its business.

b) We have considered the internal audit reports of the company issued till date, for the period under audit.

xv. In our opinion and according to the information and explanations given to us and based on our examination of records of the Company, the Company during the year has not entered into any non-cash transactions with directors or persons connected with the directors covered under the provisions of sec 192 of the Act and accordingly the provisions of clause (xv) of the Order are not applicable to the Company.

xvi. a) In our opinion and according to the information and explanations given to us, the Company is not required to be registered under section 45-IA of the Reserve Bank of India Act, 1934.

b) In our opinion and according to the information and explanations given to us, the company has not conducted any non-banking financial or housing finance activities. Therefore, the provisions of clause (xvi)(b) are not applicable to the Company.

c) In our opinion and according to the information and explanations given to us, the company is not a Core Investment Company (CIC) as defined in the regulations made by the Reserve Bank of India. Therefore, the provisions of clause (xvi)(c) & (d) are not applicable to the company.

xvii. In our opinion and according to the information and explanations given to us and based on our examination of records of the Company, the Company has not incurred cash losses in the financial year and immediately preceding financial year.

xviii. There has been no resignation of the statutory auditors during the year and accordingly this clause is not applicable.

xix. According to the information and explanations given to us and on the basis of the financial ratios, ageing and expected dates of realization of financial assets and payment of financial liabilities, other information accompanying the financial statements, our knowledge of the Board of Directors and management plans and based on our examination of the evidence supporting the assumptions, nothing has come to our attention, which causes us to believe that any material uncertainty exists as on the date of the audit report that company is not capable of meeting its liabilities existing at the date of balance sheet as and when they fall due within a period of one year from the balance sheet date. We, however, state that this is not an assurance as to the future viability of the company. We further state that our reporting is based on the facts up to the date of the audit report and we neither give any guarantee nor any assurance that all liabilities falling due within a period of one year from the balance sheet date, will get discharged by the company as and when they fall due.

xx. a. According to the information and explanation given to us, there are no unspent amount in respect of other than ongoing projects which are required to be transferred to a Fund specified in Schedule VII to the Companies Act, within a period

of 6 months of the expiry of the financial year in compliance with second proviso to Sec 135 (5) of the said Act.

b. According to the information and explanations given to us, in respect of ongoing projects, the company has transferred unspent amount to a special account, within a period of thirty days from the end of the financial year in compliance with section 135(6) of the said Act

xxi. According to the information and explanations given to us and based on our examination of records of the Company, no qualifications or adverse remarks have been reported by the respective auditors in the Companies (Auditor's Report) Order (CARO) reports of the companies included in the consolidated financial statements.

For **G. D. Apte & Co.**
Chartered Accountants
Firm registration number: 100515W

Chetan R. Sapre
Partner
Membership No: 116952
UDIN:22116952AJWDOA3410

Place: Mumbai
Date : 30th May, 2022

ANNEXURE "B" TO THE INDEPENDENT AUDITORS' REPORT ON STANDALONE FINANCIAL STATEMENTS OF SAVITA OIL TECHNOLOGIES LIMITED

(Referred to in paragraph II (f) under 'Report on Other Legal and Regulatory Requirements' of our report of even date to the members of Savita Oil Technologies Limited on the Standalone Financial Statements for the year ended 31st March, 2022)

REPORT ON THE INTERNAL FINANCIAL CONTROLS OVER FINANCIAL REPORTING UNDER CLAUSE (I) OF SUB-SECTION 3 OF SECTION 143 OF THE COMPANIES ACT, 2013 ("THE ACT")

We have audited the internal financial controls over financial reporting of Savita Oil Technologies Limited ("the Company") as of 31st March, 2022 in conjunction with our audit of the Standalone Ind AS Financial Statements of the Company for the year ended on that date.

MANAGEMENT'S RESPONSIBILITY FOR INTERNAL FINANCIAL CONTROLS

The Company's management is responsible for establishing and maintaining internal financial controls based on the internal control over financial reporting criteria established by the Company considering the essential components of internal control stated in the Guidance Note on Audit of Internal Financial Controls Over Financial Reporting ("the Guidance Note") issued by the Institute of Chartered Accountants of India (ICAI). These responsibilities include the design, implementation and maintenance of adequate internal financial controls that were operating effectively for ensuring the orderly and efficient conduct of its business, including adherence to company's policies, the safeguarding of its assets, the prevention and detection of frauds and errors, the accuracy and completeness of the accounting records, and the timely preparation of reliable financial information, as required under the Companies Act, 2013.

AUDITORS' RESPONSIBILITY

Our responsibility is to express an opinion on the Company's internal financial controls over financial reporting based on our audit. We conducted our audit in accordance with the Guidance Note and the Standards on Auditing issued by the ICAI and deemed to be prescribed under Section 143(10) of the Companies Act, 2013, to the extent applicable to an audit of internal financial controls. Those Standards and the Guidance Note require that we comply with ethical requirements and plan and perform the audit to obtain reasonable assurance about whether adequate internal financial controls over financial reporting was established and maintained and if such controls operated effectively in all material respects.

Our audit involves performing procedures to obtain audit evidence about the adequacy of the internal financial controls system over financial reporting and their operating effectiveness. Our audit of internal financial controls over financial reporting included obtaining an understanding of internal financial controls over financial reporting, assessing the risk that a material weakness exists, and testing and evaluating the design and operating effectiveness of internal control based on the assessed risk. The procedures selected depend on the auditor's judgment, including the assessment of the risks of material misstatement of the Standalone Financial Statements, whether due to fraud or error.

We believe that the audit evidence we have obtained is sufficient and appropriate to provide a basis for our audit opinion on the Company's internal financial controls system over financial reporting.

MEANING OF INTERNAL FINANCIAL CONTROLS OVER FINANCIAL REPORTING

A company's internal financial control over financial reporting is a process designed to provide reasonable assurance regarding the reliability of financial reporting and the preparation of Standalone Financial Statements for external purposes in accordance with generally accepted accounting principles. A company's internal financial control over financial reporting includes those policies and procedures that

(1) pertains to the maintenance of records that, in reasonable detail, accurately and fairly reflect the transactions and dispositions of the assets of the company;

(2) provide reasonable assurance that transactions are recorded as necessary to permit preparation of Standalone Financial Statements in accordance with generally accepted accounting principles, and that receipts and expenditures of the company are being made only in accordance with authorizations of management and directors of the company; and

(3) provide reasonable assurance regarding prevention or timely detection of unauthorized acquisition, use, or disposition of the company's assets that could have a material effect on the Standalone Financial Statements.

INHERENT LIMITATIONS OF INTERNAL FINANCIAL CONTROLS OVER FINANCIAL REPORTING

Because of the inherent limitations of internal financial controls over financial reporting, including the possibility of collusion or improper management override of controls, material misstatements due to error or fraud may occur and not be detected. Also, projections of any evaluation of the internal financial controls over financial reporting to future periods are subject to the risk that the internal financial control over financial reporting may become inadequate because of changes in conditions, or that the degree of compliance with the policies or procedures may deteriorate.

OPINION

In our opinion, to the best of our information and according to the explanations given to us, the Company has, in all material respects, an adequate internal financial controls system over financial reporting and such internal financial controls over financial reporting were operating effectively as of 31st March, 2022, based on the internal control over financial reporting criteria established by the Company considering the essential components of internal control stated in the Guidance Note issued by the ICAI.

For **G. D. Apte & Co.**
Chartered Accountants
Firm registration number: 100515W

Chetan R. Sapre
Partner
Membership No: 116952
UDIN:22116952AJWDOA3410

Place: Mumbai
Date : 30th May, 2022

Standalone Balance Sheet

as at 31st March, 2022

₹ in Lakhs

Particulars	Notes	As at 31st March, 2022	As at 31st March, 2021
A. ASSETS			
1. Non-current Assets			
a. Property, Plant and Equipments	3	16,517.61	17,511.00
b. Capital Work-in-Progress	3	247.97	104.78
c. Investment Property	4	836.32	879.10
d. Other Intangible Assets	5	130.97	73.08
e. Financial Assets	6		
(i) Investments	6.1	18,937.03	3,931.96
(ii) Loans	6.3	24.19	10.29
(iii) Others	6.4	57.57	55.59
f. Other Non-current Assets	8	430.94	426.50
2. Current Assets			
a. Inventories	7	53,992.99	59,093.50
b. Financial Assets	6		
(i) Investments	6.1	37,529.48	23,175.70
(ii) Trade Receivables	6.2	57,412.24	54,504.50
(iii) Cash and cash equivalents	6.5	4,767.38	4,511.85
(iv) Bank balances other than (iii) above	6.6	315.43	1,178.82
(v) Loans	6.3	27.36	20.12
(vi) Others	6.4	388.49	604.80
c. Current Tax Assets (Net)	15	1,490.48	1,480.62
d. Other Current Assets	8	5,135.13	5,773.44
e. Assets classified as held for sale		-	-
Total Assets		**1,98,241.58**	**1,73,335.65**
B. EQUITY AND LIABILITIES			
Equity			
a. Equity Share Capital	9	1,382.01	1,407.11
b. Other Equity	10	1,26,363.13	1,07,779.51
		1,27,745.14	**1,09,186.62**
Liabilities			
1. Non-current Liabilities			
a. Financial Liabilities	11		
(i) Borrowings	11.1	-	9.95
(ii) Lease liabilities	11.5	10.25	-
(iii) Other financial liabilities (other than those specified in (b) below)	11.4	-	-
b. Provisions	12	626.52	549.13
c. Deferred Tax Liabilities (Net)	13	251.89	395.36
d. Other Non-current Liabilities	14	-	0.33
2. Current Liabilities			
a. Financial Liabilities	11		
(i) Borrowings	11.2	-	-
(ii) Lease liabilities	11.5	5.31	-
(iii) Trade Payables			
Total outstanding dues of micro enterprises and small enterprises	11.3	1,098.62	1,495.45
Total outstanding dues of creditors other than micro enterprises and small enterprises	11.3	60,040.69	54,563.83
(iv) Other Financial Liabilities (other than those specified in (c) below)	11.4	1,736.63	1,852.27
b. Other Current Liabilities	14	5,833.21	4,484.60
c. Provisions	12	103.61	395.03
d. Current Tax Liabilities (Net)	15	789.71	403.08
Total Equity and Liabilities		**1,98,241.58**	**1,73,335.65**
Significant Accounting Policies	2		
The accompanying notes are an integral part of the financial statements.			

As per our report of the even date

For **G. D. Apte & Co.**
Chartered Accountants
Firm's Registration No.: 100515W

Chetan R. Sapre
Partner
Membership No.: 116952

U.C. Rege
Company Secratary
& Executive VP Legal

S.M. Dixit
(DIN: 02359138)
Chief Financial Officer and
Whole-time Director

Mumbai
30th May, 2022

For and on behalf of the Board

G.N. Mehra (DIN: 00296615) Chairman and Managing Director
S.G. Mehra (DIN: 06454215) Whole-time Director
R.N. Pisharody (DIN: 01875848) Non-Executive Independent Director
M.C. Dalal (DIN: 00087178) Non-Executive Independent Director

Standalone Statement of Profit and Loss

for the year ended 31st March, 2022

₹ in Lakhs

Particulars	Notes	Year ended 31st March, 2022	Year ended 31st March, 2021
INCOME			
Revenue from Operations	16	2,82,833.18	1,91,232.30
Other Income	17	2,480.80	3,181.61
Total Income		**2,85,313.98**	**1,94,413.91**
EXPENDITURE			
Cost of Materials Consumed	18	2,17,457.95	1,31,280.86
Purchase of Stock-in-trade	19	2,051.86	4,125.94
Changes in inventories of finished goods, work-in-progress and stock-in-trade	20	(211.74)	(937.19)
Employee Benefits Expense	21	7,013.47	6,205.66
Finance Costs	22	1,874.67	892.48
Depreciation and Amortisation Expense	23	2,021.54	2,019.02
Other Expenses	24	21,589.49	20,517.27
Total Expenditure		**2,51,797.24**	**1,64,104.04**
Profit for the year before tax		**33,516.74**	**30,309.87**
Tax Expenses			
Current Tax	34	8,661.59	7,897.65
Deferred Tax	34	(143.47)	16.72
Provision for taxation no longer required	34	-	-
Total Tax Expenses		**8,518.12**	**7,914.37**
Profit for the year from continuing operations		**24,998.62**	**22,395.50**
Other Comprehensive Income			
Items that will not be reclassified to profit or loss:			
i) Re-measurement gains / (losses) on defined benefit plans	34	(46.06)	(90.01)
ii) Income tax related to such items	34	11.59	22.65
Total Comprehensive Income for the year		**24,964.15**	**22,328.14**
Basic and Diluted earnings per share in ₹ (face value of ₹ 10 each)		180.51	159.16
Significant Accounting Policies	2		
The accompanying notes are an integral part of the financial statements.			

As per our report of the even date

For **G. D. Apte & Co.**
Chartered Accountants
Firm's Registration No.: 100515W

Chetan R. Sapre
Partner
Membership No.: 116952

U.C. Rege
Company Secratary
& Executive VP Legal

S.M. Dixit
(DIN: 02359138)
Chief Financial Officer and
Whole-time Director

Mumbai
30th May, 2022

For and on behalf of the Board

G.N. Mehra (DIN: 00296615) Chairman and Managing Director
S.G. Mehra (DIN: 06454215) Whole-time Director
R.N. Pisharody (DIN: 01875848) Non-Executive Independent Director
M.C. Dalal (DIN: 00087178) Non-Executive Independent Director

Standalone Statement of Changes in Equity

for the year ended 31st March, 2022

EQUITY SHARE CAPITAL

₹ in Lakhs

Balance as at 1st April, 2020	1,407.11
Changes in equity share capital during the year	-
Balance as at 31st March, 2021	1,407.11
Changes in equity share capital during the year (Refer note 9(e))	(25.10)
Balance as at 31st March, 2022	**1,382.01**

OTHER EQUITY

₹ in Lakhs

Particulars	Reserves and Surplus					Other Comprehensive Income	Total Amount
	Capital Reserve - Forfeited Shares	Capital Reserve - Others	Capital Redemption Reserve	General Reserve	Retained Earnings		
Balance at 1st April, 2020	**0.35**	**118.87**	**53.10**	**11,336.05**	**74,171.08**	**(228.08)**	**85,451.37**
Profit for the year	-	-	-	-	22,395.50	-	22,395.50
Other comprehensive income	-	-	-	-	-	(67.36)	(67.36)
Total comprehensive income for the year	0.35	118.87	53.10	11,336.05	96,566.58	(295.44)	1,07,779.51
Transfer from retained earnings / Transfer to General Reserve	-	-	-	-	-	-	-
Balance at 31st March, 2021	**0.35**	**118.87**	**53.10**	**11,336.05**	**96,566.58**	**(295.44)**	**1,07,779.51**
Profit for the year	-	-	-	-	24,998.62	-	24,998.62
Other comprehensive income	-	-	-	-	-	(34.47)	(34.47)
Total comprehensive income for the year	0.35	118.87	53.10	11,336.05	1,21,565.20	(329.91)	1,32,743.66
Dividend for 2020-21 (amount per share ₹ 15)	-	-	-	-	(2,073.01)	-	(2,073.01)
Tax on buy back of equity shares	-	-	-	-	(818.62)	-	(818.62)
Utilisation for Buy-back of equity shares (Refer note 9(e))	-	-	-	(3,488.90)	-	-	(3,488.90)
Transfer from General Reserve / Transfer to Capital Redemption Reserve (Refer note 9(e))	-	-	25.10	(25.10)	-	-	-
Transfer from retained earnings / Transfer to General Reserve	-	-	-	-	-	-	-
Balance at 31st March, 2022	**0.35**	**118.87**	**78.20**	**7,822.05**	**1,18,673.57**	**(329.91)**	**1,26,363.13**

The Board of Directors has recommended dividend @ 250 %, i.e., ₹ 25 per Equity Share (face value ₹ 10 each) aggregating to ₹ 3,455.02 Lakhs for the year ended 31st March, 2022.

Standalone Statement of Changes in Equity

for the year ended 31st March, 2022

Capital Reserve - Others	:	This reserve represents compensation received for breach of contract during the year 1994-95.
Capital Redemption Reserve	:	This reserve is created u/s 69 of the Companies Act, 2013 by transferring an amount equal to the nominal value of shares bought back by the Company. The same is permitted to be used for issuing fully paid bonus shares.
General Reserve	:	General reserve forms part of the retained earnings and is permitted to be distributed to shareholders as dividend.
Retained Earnings	:	This represents profits remaining after all appropriations. This is a free reserve and can be used for distribution as dividend.

As per our report of the even date

For **G. D. Apte & Co.**
Chartered Accountants
Firm's Registration No.: 100515W

Chetan R. Sapre

Partner

Membership No.: 116952

Mumbai
30th May, 2022

U.C. Rege

Company Secratary
& Executive VP Legal

S.M. Dixit
(DIN: 02359138)
Chief Financial Officer and
Whole-time Director

For and on behalf of the Board

G.N. Mehra (DIN: 00296615) Chairman and Managing Director
S.G. Mehra (DIN: 06454215) Whole-time Director
R.N. Pisharody (DIN: 01875848) Non-Executive Independent Director
M.C. Dalal (DIN: 00087178) Non-Executive Independent Director

Standalone Cash Flow Statement

for the year ended 31st March, 2022

₹ in Lakhs

Particulars		2021-2022	2020-2021
A.	**Cash Flow from Operating Activities :**		
	Profit before tax from continuing operations	33,516.74	30,309.87
	Adjustments for -		
	Depreciation on property, plant and equipment and investment property	1,999.96	1,996.08
	Amortisation on intangible assets	21.58	22.94
	Finance costs	1,874.67	892.48
	(Profit) / loss on sale of property, plant and equipment (net)	(11.36)	(4.19)
	(Profit) / loss on sale of non-current investments (net)	(161.71)	(16.04)
	(Profit) / loss on sale of current investments (net)	(370.23)	(925.59)
	(Gain) / Diminution in the value of non-current investments	(339.77)	(877.70)
	(Gain) / Diminution in the value of current investments	(524.54)	(120.69)
	Interest income	(88.09)	(96.20)
	Dividend income	(35.23)	(0.03)
	Bad debts, provision for doubtful debts and advances	465.09	857.61
	Unrealised exchange loss / (gain) (net)	88.71	267.87
	Operating profit before working capital changes	36,435.82	32,306.41
	Changes in working capital:		
	Increase / (Decrease) in trade payables	4,845.32	5,443.19
	Increase / (Decrease) in long-term provisions	77.39	84.70
	Increase / (Decrease) in short-term provisions	(337.48)	(41.89)
	Increase / (Decrease) in other current liabilities	1,242.77	1,897.28
	(Increase) / Decrease in trade receivables	(3,227.30)	(4,229.89)
	(Increase) / Decrease in inventories	5,100.51	(14,217.36)
	(Increase) / Decrease in long-term loans and advances	(20.32)	(123.67)
	(Increase) / Decrease in short-term loans and advances	731.49	(1,126.15)
	(Increase) / Decrease in other current assets	3.55	3.76
	Cash generated from operations	44,851.75	19,996.38
	Interest received	23.63	65.35
	Income tax paid	(8,273.22)	(7,677.74)
	Net cash from Operating Activities	**36,602.16**	**12,383.99**
B.	**Cash Flow from Investing Activities:**		
	Additions to property, plant and equipment, investment property and CWIP	(1,096.91)	(910.39)
	Additions to intangible assets	(79.47)	(1.73)
	Sale of property, plant and equipment	18.63	10.21
	Purchase of non-current investments	(15,001.01)	(2,210.75)
	Purchase of current investments	(86,601.42)	(1,00,995.35)

Standalone Cash Flow Statement

for the year ended 31st March, 2022

₹ in Lakhs

Particulars	2021-2022	2020-2021
Sale of non-current investments	569.76	142.20
Sale of current investments	73,070.08	95,588.40
Interest received	52.49	31.01
Dividend received	35.23	0.03
Net cash used in Investing Activities	**(29,032.62)**	**(8,346.37)**
C. Cash Flow from Financing Activities:		
Principal payment of lease liabilities	(1.80)	-
Repayment of long-term borrowings	(35.71)	(83.28)
Shares bought back	(3,514.00)	-
Tax on Shares bought back	(818.62)	-
(Increase) / Decrease in earmarked bank balances (net)	863.39	(911.36)
Interest paid	(1,862.51)	(926.32)
Dividend paid	(2,075.18)	(31.23)
Net cash used in Financing Activities	**(7,444.43)**	**(1,952.19)**
Net Increase / (Decrease) in Cash and Cash Equivalents	**125.11**	**2,085.43**
Cash and Cash Equivalents - Beginning of the year	**4,511.85**	**2,458.86**
Unrealised exchange fluctuation	130.42	(32.44)
Cash and Cash Equivalents - End of the year (Refer Note 6.5)	**4,767.38**	**4,511.85**
Net Cash and Cash Equivalents	**(125.11)**	**(2,085.43)**

Notes:

1) Cash flow statement has been prepared under the indirect method as set out in Ind AS - 7 specified under Section 133 of the Companies Act, 2013.

2) Previous year's figures have been regrouped / rearranged wherever necessary to make them comparable with those of current year.

As per our report of the even date

For **G. D. Apte & Co.**
Chartered Accountants
Firm's Registration No.: 100515W

Chetan R. Sapre
Partner
Membership No.: 116952

U.C. Rege
Company Secratary
& Executive VP Legal

S.M. Dixit
(DIN: 02359138)
Chief Financial Officer and
Whole-time Director

Mumbai
30th May, 2022

For and on behalf of the Board

G.N. Mehra (DIN: 00296615) Chairman and Managing Director
S.G. Mehra (DIN: 06454215) Whole-time Director
R.N. Pisharody (DIN: 01875848) Non-Executive Independent Director
M.C. Dalal (DIN: 00087178) Non-Executive Independent Director

Notes

to Standalone Financial Statements for the year ended 31st March, 2022

1. CORPORATE INFORMATION

Savita Oil Technologies Limited ("the Company") is a Public Limited Company incorporated under the Companies Act, 1956 and domiciled in India. Its equity shares are listed on the Bombay Stock Exchange (BSE) and National Stock Exchange (NSE).

The Company is principally engaged in two segments, namely, manufacturing of petroleum speciality products and generation of electricity through wind power plants.

Authorisation of financial statements

The standalone financial statements were authorised for issue in accordance with a resolution of the Board of Directors passed on 30th May, 2022.

2. SIGNIFICANT ACCOUNTING POLICIES

This note provides a list of the significant accounting policies adopted in the preparation and presentation of these standalone financial statements.

A. Basis of preparation of financial statements

i. Compliance with Ind AS

The standalone financial statements have been prepared to comply, in all material aspects, with the Indian Accounting Standards (Ind AS) notified under Section 133 of the Companies Act, 2013, read with Companies (Indian Accounting Standards) Rules, 2015 and the relevant provisions of the Companies Act, 2013.

ii. Buisness Combination

Business combinations involving entities that are controlled by the group (Common Control) are accounted for using the pooling of interests method as follows:

- The assets and liabilities of the combining entities are reflected at their carrying amounts.

- No adjustments are made to reflect fair values, or recognise any new assets or liabilities. Adjustments are only made to harmonise accounting policies. The balance of the reserves appearing in the financial statements of the acquiree is aggregated with the corresponding balance appearing in the financial statements of the acquiror or is adjusted against general reserve.

- The identity of the reserves are preserved and the reserves of the transferor become the reserves of the transferee.

- The difference, if any, between the amounts recorded as share capital issued plus any additional consideration in the form of cash or other assets and the amount of share capital of the acquiree is transferred to capital reserve and is presented separately from other capital reserves.

- The financial information in the financial statements in respect of prior periods is restated as if the business combination had occurred from the beginning of the preceding period in the financial statements, irrespective of the actual date of combination. However, where the business combination had occured after that date, the prior period information is restated only from that date.

Business combinations (between entities not having common Control) are accounted for using the acquisition method.

The consideration is measured at the fair value of the assets transferred, equity instruments issued and liabilities incurred or assumed on the date of acquisition, which is the date on which control is achieved by the Company. The cost of acquisition also includes the fair value of any contingent consideration. Identifiable assets acquired, and liabilities and contingent liabilities assumed in a business combination are measured initially at their fair value on the date of acquisition.

Goodwill is measured as the excess of the sum of the consideration transferred, the amount of any non-controlling interest in the acquiree, and the fair value of the acquiror's previously held equity interest in the acquiree (if any) over the net acquisition date amounts of the identifiable assets acquired and the liabilities assumed.

When a business combination is achieved in stages, the Company's previously held equity interest in the acquiree is remeasured to its acquisition date fair value and the resulting gain

Notes

to Standalone Financial Statements for the year ended 31st March, 2022

or loss, if any, is recognised in profit or loss. Amounts arising from interests in the acquiree prior to the acquisition date that have previously been recognised in other comprehensive income are reclassified to profit or loss where such treatment would be appropriate if that interest were disposed off.

iii. Classification of assets and liabilities

All assets and liabilities have been classified as current or non-current based on the Company's normal operating cycle and other criteria set out in the Schedule III to the Companies Act, 2013. Deferred tax assets and liabilities are classified as non-current on net basis.

For the above purposes, the Company has determined the operating cycle as twelve months based on the nature of products and the time between the acquisition of inputs for manufacturing and their realisation in cash and cash equivalents.

iv. Historical cost convention

The financial statements have been prepared on going concern basis under the historical cost convention except:

(a) certain financial instruments (including derivative instruments) and

(b) defined benefit plans

which are measured at fair value at the end of each reporting period, as explained in the accounting policies below.

v. Functional and presentation currency

The Company's functional and presentation currency is Indian Rupee (₹). All amounts disclosed in the financial statements and notes have been rounded off to the nearest Lakhs (₹ Lakhs), except otherwise indicated.

vi. Fair value measurement

The Company measures certain financial assets and financial liabilities including derivatives and defined benefit plans at fair value.

Fair value is the price that would be received to sell an asset or paid to transfer a liability in an orderly transaction between market participants at the measurement date. The fair value measurement is based on the presumption that the transaction to sell the asset or transfer the liability takes place either

- in the principal market for the asset or liability or
- in the absence of a principal market, in the most advantageous market for the asset or liability.

The fair value of an asset or a liability is measured using the assumptions that market participants would use when pricing the asset or liability, assuming that market participants act in their best economic interest.

All assets and liabilities for which fair value is measured or disclosed in the financial statements are categorised within the fair value hierarchy, described as follows, based on the lowest level input that is significant to the fair value measurement as a whole:

Level 1 — Quoted (unadjusted) market prices in active markets for identical assets or liabilities.

Level 2 — Valuation techniques for which the lowest level input that is significant to the fair value measurement is directly or indirectly observable.

Level 3 — Valuation techniques for which the lowest level input that is significant to the fair value measurement is unobservable.

For assets and liabilities that are recognised in the financial statements on a recurring basis, the Company determines whether transfers have occurred between levels in the hierarchy by re-assessing categorisation (based on the lowest level input that is significant to the fair value measurement as a whole) at the end of each reporting period.

B. Property, plant and equipment

(i) Freehold land is carried at historical cost and all other property, plant and equipment are shown at cost (net of adjustable taxes) less accumulated depreciation and,

Notes

to Standalone Financial Statements for the year ended 31st March, 2022

accumulated impairment losses. The cost of an asset comprises of its purchase price, non refundable / adjustable purchase taxes and any costs directly attributable to bringing the asset into the location and condition necessary for it to be capable of operating in the manner intended by the management, the initial estimate of any decommissioning obligation, if any, and, for assets that necessarily take a substantial period of time to get ready for their intended use, finance costs. The purchase price is the aggregate amount paid and the fair value of any other consideration given to acquire the asset. The cost also includes trial run cost and other operating expenses such as freight, installation charges etc. The projects under construction are carried at costs comprising of costs directly attributable to bringing the asset to the location and condition necessary for it to be capable of operating in the manner intended by management and attributable borrowing costs.

(ii) Stores and spares which meet the definition of property, plant and equipment and satisfy the recognition criteria of Ind AS 16 are capitalised as property, plant and equipment.

(iii) When significant parts of plant and equipment are required to be replaced at intervals, the Company depreciates them separately based on their specific useful lives.

(iv) An item of property, plant and equipment and any significant part initially recognised is derecognised upon disposal or when no future economic benefits are expected from its use or disposal. Any gain or loss arising on derecognition of the asset (calculated as the difference between the net disposal proceeds and the carrying amount of the asset or significant part) is included in the Statement of Profit and Loss when the asset is derecognised.

(v) In line with the provisions of Schedule II to the Companies Act, 2013, the Company depreciates significant components of the main asset (which have different useful lives as compared to the main asset) based on the individual useful life of those components. Useful life for such components of property, plant and equipment has been assessed based on the historical experience and internal technical inputs.

(vi) Depreciation on property, plant and equipment is provided as per written down value method based on useful life prescribed under Schedule II to the Companies Act, 2013.The Company has assessed the estimated useful lives of its property, plant and equipment and has adopted the useful lives and residual value as prescribed in Schedule II.

Depreciation on stores and spares specific to an item of property, plant and equipment is based on life of the related property, plant and equipment. In other cases, the stores and spares are depreciated over their estimated useful life based on the internal technical inputs.

(vii) The residual values and useful lives of property, plant and equipment are reviewed at each financial year end, and changes, if any, are accounted prospectively.

C. Investment property

Investment properties are properties held to earn rentals and / or for capital appreciation (including property under construction for such purpose). Investment properties are measured initially at cost, including transaction costs. Subsequent to initial recognition, investment properties are measured in accordance with the requirements of Ind AS 16 for cost model.

An investment property is derecognised upon disposal or when the investment property is permanently withdrawn from use and no future economic benefits are expected from the disposal. Any gain or loss arising on derecognition of the

Notes

to Standalone Financial Statements for the year ended 31st March, 2022

property is included in the Statement of Profit and Loss in the period in which the property is derecognised.

Depreciation on investment property is provided as per written down value method based on estimated useful life which is considered at 60 years based on internal technical inputs.

D. Intangible assets

Intangible assets acquired separately are measured on initial recognition at cost. Following initial recognition, intangible assets are carried at cost less any accumulated amortisation and accumulated impairment losses. Internally generated intangibles are not capitalised and the related expenditure is reflected in the Statement of Profit and Loss in the period in which the expenditure is incurred.

Licences and application softwares are classified as Intangible Assets collectively termed as Computer Softwares in the financial statements.

Estimated lives of Computer Software is 5 to 7 years.

E. Borrowing costs

Borrowing costs are charged to Statement of Profit and Loss except to the extent attributable to acquisition / construction of an asset that necessarily takes a substantial period of time to get ready for its intended use or sale.

Borrowing costs consist of interest and other costs that an entity incurs in connection with the borrowing of funds. Borrowing cost also includes exchange differences to the extent regarded as an adjustment to the borrowing costs.

F. Impairment of non-financial assets

At each balance sheet date, an assessment is made of whether there is any indication of impairment.

If any indication exists, or when annual impairment testing for an asset is required, the Company estimates the asset's recoverable amount. An asset's recoverable amount is the higher of an asset's or cash-generating unit's (CGU) fair value less costs of disposal and its value in use. Recoverable amount is determined for an individual asset, unless the asset does not generate cash inflows that are largely independent of those from other assets or groups of assets.

When the carrying amount of an asset or CGU exceeds its recoverable amount, the asset is considered impaired and is written down to its recoverable amount.

In assessing value in use, the estimated future cash flows are discounted to their present value using a pre-tax discount rate that reflects current market assessments of the time value of money and the risks specific to the asset. In determining fair value less costs of disposal, recent market transactions are taken into account. If no such transactions can be identified, an appropriate valuation model is used.

The Company bases its impairment calculation on detailed budgets and forecast calculations, which are prepared separately for each of the Company's CGUs to which the individual assets are allocated.

G. Non-current assets held for sale

Non-current assets classified as held for sale are measured at the lower of carrying amount and fair value less costs to sell.

Non-current assets are classified as held for sale if their carrying amounts will be recovered through a sale transaction rather than through continuing use. This condition is regarded as met only when the sale is highly probable and the asset is available for immediate sale in its present condition subject only to terms that are usual and customary for sale of such assets.

Property, plant and equipment and intangible assets are not depreciated or amortised once classified as held for sale.

H. Inventories

Raw and packing materials, fuels, stores and spares are valued at lower of weighted average cost and net realisable value. However, materials

Notes

to Standalone Financial Statements for the year ended 31st March, 2022

and other items held for use in the production of finished goods are not written down below cost if the finished products in which they will be incorporated are expected to be sold at or above cost. Cost of raw materials and stores and spares which do not meet the recognition criteria under property, plant and equipment is determined on a weighted average basis.

Work-in-progress and finished goods are valued at lower of weighted average cost and net realisable value. Cost includes direct materials, labour, other direct cost and manufacturing overheads based on normal operating capacity.

Traded Goods are valued at lower of weighted average cost and net realisable value.

Net realisable value is the estimated selling price in the ordinary course of business less estimated costs of completion and estimated costs necessary to make the sale.

I. Revenue recognition

The Company recognises revenue when the amount of revenue can be reliably measured and it is probable that future economic benefits will flow to the entity.

a) Revenue from contracts with customer

Sales are accounted on passing of significant risks, rewards and control of ownership attached to the goods to customers. Revenue from the sale of goods is measured at the fair value of the consideration received or receivable, net of returns, applicable discounts and allowances and is inclusive of excise duty wherever applicable.

Revenue from contracts with customers is recognised when the Company satisfies performance obligation by transferring promised goods and services (assets) to the customers. Performance obligations are satisfied when the customer obtains control of the goods. Any amount of income accrued but not billed to customers in respect of any contracts is recorded as a contract asset. Such contract assets are transferred to trade receivables on actual billing to customers. A contract liability is the obligation to transfer goods or services to a customer for which the Company has received consideration or an amount of consideration is due from the customer. Such contract liabilities are recognised as revenue when the Company performs under the contract.

Revenue is measured based on transaction price which is the fair value of the consideration received or receivable, stated net of discounts, returns and taxes. Transaction price is recognised based on the price specified in the contract. Accumulated experience is used to estimate and provide for the discounts / right of return, using the expected value method.

b) Processing income

Revenue from services is recognised as and when the services are rendered on proportionate completion method.

c) Rental income

Rental income arising from operating leases of investment properties is accounted for on a straight-line basis over the lease unless the payments are structured to increase in line with the expected general inflation to compensate for the lessor's expected inflationary cost increases and is included in other income in the Statement of Profit and Loss.

d) Incentives based on renewable energy generation

Incentives for renewable energy generation are recognised as income on passing of significant risks, rewards and control of ownership attached with such incentive.

e) Interest income

Interest income is recognised using the effective interest rate method. The effective interest rate is the rate that exactly discounts

Notes

to Standalone Financial Statements for the year ended 31st March, 2022

estimated future cash receipts through the expected life of the financial asset to the gross carrying amount of a financial asset. When calculating the effective interest rate, the Company estimates the expected cash flows by considering all the contractual terms of the financial instrument (for example, prepayment, extension, call and similar options) but does not consider the expected credit losses.

f) Dividend income

Dividends are recognised in the Statement of Profit and Loss only when the right to receive payment is established, the economic benefits associated with the dividend will flow to the Company and the amount of the dividend can be measured reliably.

g) Others

Income in respect of export incentives, insurance / other claims, etc. is recognised when it is reasonably certain that the ultimate collection will be made.

J. Expenditure on research and development

Revenue expenditure on Research and Development is charged to Statement of Profit and Loss under the appropriate heads of expenses. Expenditure relating to property, plant and equipment are capitalised under respective heads.

Development expenditure incurred on an individual project is recognised as an intangible asset when the Company can demonstrate the following :

a) the technical feasibility of completing the intangible asset so that it will be available for use or sale;

b) its intention to complete the asset;

c) its ability to use or sell the asset;

d) how the asset will generate future economic benefits;

e) the availability of adequate resources to complete the development and use or sell the asset and

f) the ability to measure reliably the expenditure attributable to the intangible asset during development.

K. Foreign currency transactions

Foreign currency transactions are translated into the functional currency using exchange rate prevailing on the date of transaction. Monetary assets and liabilities are translated at rate of exchange prevailing at the reporting date. The difference arising on settlement or translation on account of fluctuation in the rate of exchange is dealt within the Statement of Profit and Loss.

Foreign exchange differences regarded as an adjustment to borrowing costs are presented in the Statement of Profit and Loss, as finance costs. All other foreign exchange gains and losses are presented in the Statement of Profit and Loss on a net basis within other gains / (losses).

Non-monetary items that are measured in terms of historical cost in a foreign currency are translated using the exchange rates at the dates of the initial transactions.

L. Employee benefits

Short-term obligations

Short-term employee benefits (benefits which are payable within twelve months after the end of the period in which employees render service) are measured at an undiscounted amount in the Statement of Profit and Loss for the year in which the related services are rendered.

Post-employment obligations

The Company operates the following post-employment schemes

- defined benefit plan – gratuity, and
- defined contribution plan- provident fund.

Defined benefit plan – Gratuity obligation

Post-employment benefits (benefits which are payable on completion of employment) are measured on a discounted basis by the Projected Unit Credit Method on the basis of actuarial valuation carried out at each reporting data.

Notes

to Standalone Financial Statements for the year ended 31st March, 2022

The liability or asset recognised in the Balance Sheet in respect of defined benefit gratuity plan is the present value of the defined benefit obligation at the end of the reporting period less fair value of plan assets.

Defined benefit costs are categorised as follows:

- service cost (including current service cost, past service cost, as well as gains and losses on curtailments and settlements);
- net interest expense or income; and
- re-measurement.

Changes in the present value of the defined benefit obligation resulting from plan amendments or curtailments are recognised immediately in the Statement of Profit and Loss as past service cost.

The net interest expense or income is included in employee benefit expense in the Statement of Profit and Loss.

Re-measurement gains and losses arising from experience adjustments and changes in actuarial assumptions are recognised in the period in which they occur, directly in Other Comprehensive Income. They are included in retained earnings in the Statement of Changes in Equity and in the Balance Sheet.

Defined contribution plan

Contributions to Provident Fund are made in accordance with the statute and are recognised as an employee benefit expense when employees have rendered service entitling them to the contributions.

Other long-term employee benefit obligations

The eligible employees can accumulate unavailed privilege leave and are entitled to encash the same either while in employment, on termination or on retirement in accordance with the Company's policy. The present value of such unavailed leave is measured using the Projected Unit Credit Method, with actuarial valuations being carried out at each reporting date.The benefits are discounted using the market yields at the end of the reporting period that have terms approximating to the terms of the related obligation. Re-measurements as a result of experience adjustments and changes in actuarial assumptions are recognised in the Statement of Profit and Loss.

The obligations are presented as current liabilities in the Balance Sheet if the entity does not have an unconditional right to defer settlement for at least twelve months after the reporting period, regardless of when the actual settlement is expected to occur.

M. Leases

The determination of whether an arrangement is, or contains, a lease is based on the substance of the arrangement at the inception date, whether fulfillment of the arrangement is dependent on the use of a specific asset(s) or the arrangement conveys a right to use the asset, even if that right is not explicitly specified in an arrangement.

a) As a lessee

The Company, as a lessee, recognises a right-of-use asset and a corresponding lease liability for its leasing arrangements, if the contract conveys the right to control the use of an identified asset.

The contract conveys the right to control the use of an identified asset, if it involves the use of an identified asset and the Company has substantially all of the economic benefits from use of the asset and has right to direct the use of the identified asset.

The cost of the right-of-use asset shall comprise of the amount of the initial measurement of the lease liability adjusted for any lease payments made at or before the commencement date plus any initial direct costs incurred. The right-of-use assets is subsequently measured at cost less any accumulated depreciation, accumulated impairment losses, if any and adjusted for any remeasurement of the lease liability. The right-of-use assets is depreciated

Notes

to Standalone Financial Statements for the year ended 31st March, 2022

using the straight-line method from the commencement date over the shorter of lease term or useful life of right-of-use asset.

The Company measures the lease liability at the present value of the lease payments that are not paid at the commencement date of the lease. The lease payments are discounted using the interest rate implicit in the lease, if that rate can be readily determined. If that rate cannot be readily determined, the Company uses incremental borrowing rate.

For short-term and low value leases, the Company recognises the lease payments as an operating expense on a straight-line basis over the lease term.

b) As a Lessor

Rental income from operating leases is generally recognised on a straight-line basis over the period of the lease unless the rentals are structured to increase in line with expected general inflation to compensate for the Company's expected inflationary cost increases and is included in revenue in the Statement of Profit or Loss due to its operating nature.

N. Government grants

Government grants are recognised when there is reasonable assurance that the grant will be received and all attached conditions will be complied with.

The benefit of a government loan at a below market rate of interest is treated as a government grant, measured as the difference between proceeds received and the initial fair value of loan based on prevailing market interest rates.

Government grants are recognised in Statement of Profit and Loss on a systematic basis over the periods in which the Company recognises as expenses the related costs for which the grants are intended to compensate.

O. Taxation

Income tax expense comprises of current tax expense and the net change in the deferred tax asset or liability during the year. Current and deferred tax are recognised in the Statement of Profit or Loss, except when they relate to items that are recognised in other comprehensive income or directly in equity, in which case, the current and deferred tax are also recognised in other comprehensive income or directly in equity, respectively.

(a) Current Tax

Current tax expense is determined as the amount of tax payable in respect of taxable income for the year.

Income tax assets and liabilities are measured at the amount expected to be recovered from or paid to the taxation authorities. The tax rates and tax laws used to compute the amount are those that are enacted or substantively enacted, at the time of reporting.

(b) Deferred Tax

Deferred income tax is recognised using the balance sheet approach. Deferred income tax assets and liabilities are recognised for deductible and taxable temporary differences arising between the tax base of assets and liabilities and their carrying amount.

Deferred tax liabilities are recognised for all taxable temporary differences.

Deferred tax assets are recognised for all deductible temporary differences, the carry forward of unused tax credits and any unused tax losses. Deferred tax assets are recognised to the extent that it is probable that taxable profit will be available against which the deductible temporary differences, and the carry forward of unused tax credits and unused tax losses can be utilised.

The carrying amount of deferred tax assets is reviewed at each reporting date and reduced to the extent that it is no longer probable that sufficient taxable profit will be available to allow all or part of the deferred tax asset to be utilised. Unrecognised deferred tax

Notes

to Standalone Financial Statements for the year ended 31st March, 2022

assets are re-assessed at each reporting date and are recognised to the extent that it has become probable that future taxable profits will allow the deferred tax asset to be recovered.

Deferred tax assets and liabilities are measured at the tax rates that are expected to apply in the year when the asset is realised or the liability is settled, based on tax rates (and tax laws) that have been enacted or substantively enacted at the reporting date.

Deferred tax assets and deferred tax liabilities are off set if a legally enforceable right exists to set off current tax assets against current tax liabilities and the deferred taxes relate to the same taxable entity and the same taxation authority.

P. Segment reporting

The Chairman and Managing Director (CMD) of the Company is the Chief Operating Decision Maker (CODM). The CODM monitors the operating results of its business segments separately for the purpose of making decisions about resources allocation and performance assessment. Segment performance is evaluated based on profit or loss and is measured consistently with profit or loss in the financial statements.

The operating segments have been identified on the basis of nature of products / service.

a) Segment revenue includes sales and other income directly attributable / allocable to segments including inter-segment revenue.

b) Expenses directly identifiable with / allocable to segments are considered for determining the segment results. Expenses which relate to the Company as a whole and not allocable to segments are included under unallocable expenditure.

c) Income which relates to the Company as a whole and not allocable to segments is included in un-allocable income.

d) Segment results include margins on inter-segment sales which are reduced in arriving at the profit before tax of the company.

e) Segment assets and liabilities include those directly identifiable with the respective segments. Un-allocable assets and liabilities represent the assets and liabilities that relate to the Company as a whole and not allocable to any segment.

Q. Earnings per share

Basic earnings per share is calculated by dividing the net profit or loss for the year after tax attributable to equity shareholders by the weighted average number of equity shares outstanding during the year. The weighted average number of equity shares outstanding during the year is adjusted for events, if any, such as bonus issue, bonus elements in a rights issue to existing shareholders, shares split and reverse shares split (consolidation of shares). For the purpose of calculating diluted earnings per share, the net profit or loss for the year after tax attributable to equity shareholders and the weighted average number of equity shares outstanding during the year are adjusted for the effects of all dilutive potential equity shares.

R. Provisions and Contingent Assets / Liabilities

Provisions are recognised when the Company has a present obligation (legal or constructive) as a result of past events, for which it is probable that an outflow of resources will be required to settle the obligation and a reliable estimate of the amount can be made.

Provisions are measured at the present value of management's best estimate of the outflow required to settle the present obligation at the end of the reporting period. If the effect of the time value of money is material, provisions are discounted using a current pre-tax rate that reflects, when appropriate, the risks specific to the liability. When discounting is used, the increase in the provision due to the passage of time is recognised as a finance cost.

Notes

to Standalone Financial Statements for the year ended 31st March, 2022

Contingent liabilities are disclosed in the case of:

- a present obligation arising from the past events, when it is not probable that an outflow of resources will be required to settle the obligation;
- a present obligation arising from the past events, when no reliable estimate is possible;
- a possible obligation arising from past events, unless the probability of outflow of resources is remote.

Contingent assets are not recognised but disclosed in the financial statements when an inflow of economic benefits is probable.

S. Financial instruments

Financial assets and financial liabilities are recognised when the Company becomes a party to the contractual provisions of the instruments.

I. Financial assets

A. Initial recognition and measurement:

Financial assets are initially measured at fair value. Transaction costs that are directly attributable to the acquisition of the financial asset [other than financial assets at fair value through profit or loss (FVTPL)] are added to the fair value of the financial assets. Purchases or sales of financial assets that require delivery of assets within a time frame established by regulation or convention in the market place (regular way trades) are recognised on the trade date, i.e., the date that the Company commits to purchase or sell the asset.Transaction costs of financial assets carried at FVTPL are expensed in the Statement of Profit and Loss.

B. Subsequent measurement:

For purposes of subsequent measurement, financial assets are classified in the following categories:

(i) Debt instruments at amortised cost

A 'debt instrument' is measured at the amortised cost if both the following conditions are met:

a) The asset is held within a business model whose objective is to hold assets for collecting contractual cash flows, and

b) Contractual terms of the asset give rise on specified dates to cash flows that are solely payments of principal and interest (SPPI) on the principal amount outstanding.

After initial measurement, such financial assets are subsequently measured at amortised cost using the effective interest rate (EIR) method. Amortised cost is calculated by taking into account any discount or premium and fees or costs that are an integral part of the EIR. The EIR amortisation is included in finance income in the Statement of Profit and Loss. The losses arising from impairment are recognised in the Statement of Profit and Loss. This category generally applies to trade and other receivables.

(ii) Debt instruments included within the fair value through profit or loss (FVTPL) category are measured at fair value with all changes recognised in the Statement of Profit and Loss.

(iii) Equity instruments

All equity instruments within the scope of Ind-AS 109 are measured at fair value. Equity instruments which are classified as held for trading are measured at FVTPL. For all other equity instruments, the Company decides to measure the same either at fair value through other comprehensive income (FVTOCI) or FVTPL except investment in subsidiaries which is valued at cost. The Company makes such selection on an instrument-by-instrument basis. The classification is made on initial recognition and is irrevocable.

For equity instruments measured at FVTOCI, all fair value changes on the instrument, excluding dividends, are recognised in other comprehensive income (OCI). There is no recycling of the amounts from OCI to Statement of Profit and Loss on sale of such instruments.

Notes

to Standalone Financial Statements for the year ended 31st March, 2022

iv) Equity instruments included within the FVTPL category are measured at fair value with all changes recognied in the Statement of Profit and Loss.

C. Derecognition:

A financial asset (or, where applicable, a part of a financial asset or part of a group of similar financial assets) is primarily derecognised (i.e. removed from the Company's balance sheet) when:

- the rights to receive cash flows from the asset have expired, or
- the Company has transferred its rights to receive cash flows from the asset or has assumed an obligation to pay the received cash flows in full without material delay to a third party under a 'pass-through' arrangement; and either:
  - (i) the Company has transferred substantially all the risks and rewards of the asset, or
  - (ii) the Company has neither transferred nor retained substantially all the risks and rewards of the asset, but has transferred control of the asset.

D. Impairment of financial assets:

In accordance with Ind-AS 109, the Company applies Expected Credit Loss (ECL) model for measurement and recognition of impairment loss on trade receivables and other advances. The Company follows 'simplified approach' for recognition of impairment loss on these financial assets. The application of simplified approach does not require the Company to track changes in credit risk. Rather, it recognises impairment loss allowance based on lifetime ECLs at each reporting date, right from its initial recognition.

II. Financial liabilities

A. Initial recognition and measurement:

Financial liabilities are classified at initial recognition as :

(i) financial liabilities at fair value through profit or loss,

(ii) loans and borrowings, payables, net of directly attributable transaction costs or

(iii) derivatives designated as hedging instruments in an effective hedge, as appropriate.

The Company's financial liabilities include trade and other payables, loans and borrowings including derivative financial instruments.

B. Subsequent measurement

The measurement of financial liabilities depends on their classification, as described below:

(i) Borrowings

Borrowings are initially recognised at fair value, net of transaction costs incurred. Borrowings are subsequently measured at amortised cost. Any difference between the proceeds (net of transaction costs) and the redemption amount is recognised in the Statement of Profit and Loss over the period of the borrowings using the effective interest method. Fees paid on the establishment of loan facilities are recognised as transaction costs of the loan to the extent that it is probable that some or all of the facility will be drawn down. In this case, the fee is deferred until the draw down occurs.

Borrowings are removed from the Balance Sheet when the obligation specified in the contract is discharged, cancelled or expired. The difference between the carrying amount of a financial liability that has been extinguished and the consideration paid is recognised in the Statement of Profit and Loss as other gains / (losses).

Borrowings are classified as current liabilities unless the Company has an unconditional right to defer settlement of the liability for at least twelve months after the reporting period. Where there is a breach of a material provision of a long-term loan arrangement on or before the end of the reporting period with the effect that the liability becomes payable on demand on the reporting date,

Notes

to Standalone Financial Statements for the year ended 31st March, 2022

the entity does not classify the liability as current, if the lender has agreed, after the reporting period and before the approval of the financial statements for issue, not to demand payment as a consequence of the breach.

(ii) Trade and other payables

These amounts represent liabilities for goods and services provided to the Company prior to the end of financial period which are unpaid. The amounts are unsecured and are usually paid within twelve months of recognition. Trade and other payables are presented as current liabilities unless payment is not due within twelve months after the reporting period. They are recognised initially at their fair value and subsequently measured at amortised cost using the effective interest method.

(iii) Derivative financial instruments

The Company uses derivative financial instruments, such as foreign exchange forward contracts, currency options and interest rate swaps to hedge its foreign currency risks. Such derivative financial instruments are initially recognised at fair value on the date on which a derivative contract is entered into and are subsequently re-measured at fair value at the end of each reporting period. Derivatives are carried as financial assets when the fair value is positive and as financial liabilities when the fair value is negative.

Hedge accounting:

The Company designates certain hedging instruments which include derivatives, embedded derivatives and non-derivatives in respect of foreign currency risk, as either fair value hedges, cash flow hedges or hedges of net investments in foreign operations. At the inception of the hedge relationship, the Company documents the relationship between the hedging instruments and the hedged item, along with its risk management objectives and its strategy for undertaking various hedge transactions. Furthermore, at the inception of the hedge and on an ongoing basis, the Company documents whether the hedging instrument is highly effective in offsetting changes in fair values or cash flows of the hedged item attributable to the hedged risk.

C. De-recognition

A financial liability is derecognised when the obligation under the liability is discharged or cancelled or expires. When an existing financial liability is replaced by another, from the same lender, on substantially different terms, or the terms of an existing liability are substantially modified, such an exchange or modification is treated as the derecognition of the original liability and the recognition of a new liability. The difference in the respective carrying amounts is recognised in the Statement of Profit and Loss.

III. Offsetting of financial instruments

Financial assets and financial liabilities are offset and the net amount is reported in the balance sheet if there is a currently enforceable legal right to offset the recognised amounts and there is an intention to settle on a net basis, to realise the assets and settle the liabilities simultaneously.

Significant accounting judgements, estimates and assumptions

The preparation of the Company's financial statements requires management to make judgements, estimates and assumptions that affect the reported amounts of revenues, expenses, assets and liabilities, and the accompanying disclosures, and the disclosure of contingent liabilities. Uncertainty about these assumptions and estimates could result in outcomes that require a material adjustment to the carrying amount of assets or liabilities affected in future periods.

Judgements

In the process of applying the Company's accounting policies, management has made the following

Notes

to Standalone Financial Statements for the year ended 31st March, 2022

judgements, which have the most significant effect on the amounts recognised in the financial statements:

(a) Operating lease commitments – Company as lessor;

(b) Assessment of functional currency;

(c) Evaluation of recoverability of deferred tax assets

Estimates and assumptions

The following are the key assumptions concerning the future, and other key sources of estimation uncertainty at the end of the reporting period that may have a significant risk of causing a material adjustment to the carrying amounts of assets and liabilities within the next financial year :

a) Useful lives of property, plant and equipement, investment property and intangible assets;

b) Fair value measurements of financial instruments ;

c) Impairment of non-financial assets;

d) Taxes;

e) Defined benefit plans (gratuity benefits);

f) Provisions;

g) Revenue recognition – Khazana Coupon scheme, etc.

h) Valuation of inventories;

i) Contingencies

Notes

to Standalone Financial Statements for the year ended 31st March, 2022

3 PROPERTY, PLANT AND EQUIPMENTS

(₹ in Lakhs)

Sr. No	Particulars	Land-Freehold	Right-of-use Assets	Buildings	Wind Power Plants	Plant and Machinery	Laboratory Equipments	Electrical Installation and Equipments	Computer and Data Processing	Furniture and Fittings	Office Equipments	Vehicles	Total	Capital Work-in-progress
I.	**Gross Carrying Amount**													
	Balance as at 1st April, 2021	2,515.92	227.91	7,139.97	11,638.30	8,328.61	397.56	396.21	349.01	414.98	189.82	428.52	32,026.81	104.78
	Additions	-	17.37	134.54	91.44	471.45	79.08	0.87	60.57	23.17	7.50	85.07	971.06	359.48
	Deletions	-	-	-	-	7.14	0.81	-	36.47	-	12.54	42.98	99.94	216.29
	Balance as at 31st March, 2022	**2,515.92**	**245.28**	**7,274.51**	**11,729.74**	**8,792.92**	**475.83**	**397.08**	**373.11**	**438.15**	**184.78**	**470.61**	**32,897.93**	**247.97**
II.	**Accumulated Depreciation and Impairment**													
	Balance as at 1st April, 2021	-	16.80	2,326.17	6,367.17	4,307.70	267.75	280.86	206.64	305.43	145.16	292.13	14,515.81	-
	Depreciation for the year (Refer Note 23)	-	10.44	408.34	662.51	630.52	43.49	28.61	76.55	29.11	16.60	51.01	1,957.18	-
	Accumulated depreciation on deletions	-	-	-	-	6.04	0.76	-	34.90	-	12.11	38.86	92.67	-
	Balance as at 31st March, 2022	**-**	**27.24**	**2,734.51**	**7,029.68**	**4,932.18**	**310.48**	**309.47**	**248.29**	**334.54**	**149.65**	**304.28**	**16,380.32**	**-**
III.	**Net Carrying Amount as at 31st March, 2022**	**2,515.92**	**218.04**	**4,540.00**	**4,700.06**	**3,860.74**	**165.35**	**87.61**	**124.82**	**103.61**	**35.13**	**166.33**	**16,517.61**	**247.97**
IV.	**Net Carrying Amount as at 31st March, 2021**	2,515.92	211.11	4,813.80	5,271.13	4,020.91	129.81	115.35	142.37	109.55	44.66	136.39	17,511.00	104.78

Notes :

a) Buildings include cost of shares amounting to ₹ 0.03 Lakhs (Previous year ₹ 0.03 Lakhs).

b) Additions during the year include Research and Development capital expenditure amounting to ₹ NIL (Previous year ₹ 2.15 Lakhs) in Laboratory Equipments, ₹ NIL (Previous year ₹ NIL) in Computer and Data Processing and ₹ NIL (Previous year ₹ NIL) in Office Equipments.

c) Certain property, plant and equipments have been mortgaged for borrowing facilities availed by the Company (Refer Note 30).

Notes

to Standalone Financial Statements for the year ended 31st March, 2022

3.1 Capital Work-in-progress Ageing

₹ in Lakhs

Financial Year 2021-22	Less than 1 year	1-2 Years	2-3 Years	More than 3 years	Total
Projects in progress	247.97	-	-	-	**247.97**
Projects temporarily suspended	-	-	-	-	-
Total	**247.97**	**-**	**-**	**-**	**247.97**

Financial Year 2020-21	Less than 1 year	1-2 Years	2-3 Years	More than 3 years	Total
Projects in progress	50.40	48.21	6.17	-	**104.78**
Projects temporarily suspended	-	-	-	-	-
Total	**50.40**	**48.21**	**6.17**	**-**	**104.78**

4 INVESTMENT PROPERTY

₹ in Lakhs

Buildings		Amount
I.	**Gross Carrying Amount**	
	Balance as at 1st April, 2021	1,177.40
	Additions	-
	Balance as at 31st March, 2022	**1,177.40**
II.	**Accumulated Depreciation and Impairment**	
	Balance as at 1st April, 2021	298.30
	Depreciation for the year (Refer Note 23)	42.78
	Balance as at 31st March, 2022	**341.08**
III.	**Net Carrying Amount as at 31st March, 2022**	**836.32**
IV.	**Net Carrying Amount as at 31st March, 2021**	879.10

Note : Buildings include cost of shares amounting to ₹ 0.01 Lakhs (Previous year ₹ 0.01 Lakhs).

4.1 INFORMATION REGARDING INCOME AND EXPENDITURE OF INVESTMENT PROPERTY

₹ in Lakhs

Particulars	2021-22	2020-2021
Rental income derived from investment properties	124.67	114.41
Direct operating expenses (including repairs and maintenance) that generate rental income	(7.12)	(7.11)
Profit arising from investment properties before depreciation and indirect expenses	117.55	107.30
Less : Depreciation	(42.78)	(44.97)
Profit arising from investment properties before indirect expenses	74.77	62.33

The Company has no restrictions on the realisability of its investment properties or remittance of income and proceeds of disposal. Further, there are no contractual obligations to purchase, construct or develop investment properties or for repairs, maintenance and enhancements.

Notes

to Standalone Financial Statements for the year ended 31st March, 2022

4.2 FAIR VALUE OF THE COMPANY'S INVESTMENT PROPERTIES

The fair value of the Company's investment properties as at 31st March, 2022 is arrived at on the basis of a valuation carried out as at 31st March, 2021 by independent registered valuers not related to the Company. The Company has adopted policy of revaluing investment property generally every three years unless there are any significant changes in the circumstances requiring earlier revaluation.

4.3 a) DETAILS OF THE COMPANY'S INVESTMENT PROPERTIES AND INFORMATION ABOUT THEIR FAIR VALUE HIERARCHY

₹ in Lakhs

Particulars	31st March, 2022	31st March, 2021
Fair value measurement using Level 2	2,301.42	2,301.42

B) RECONCILIATION OF FAIR VALUE

₹ in Lakhs

Particulars	Total
Opening balance as at 1st April, 2021	2,301.42
Fair value difference	-
Purchases / Reclassification	-
Closing balance as at 31st March, 2022	**2,301.42**

C) DESCRIPTION OF VALUATION TECHNIQUES USED AND KEY INPUTS TO VALUATION ON INVESTMENT PROPERTIES

The Investment Properties have been valued at Fair Market Value. It is the value of the property at which it can be sold in open market at a particular time free from forced value or sentimental value. Prevailing market value is a result of demand / supply, merits / demerits of properties and various locational, social, economical, political factors and circumstances. Prevailing market value can be estimated through market survey, through dependable data / sale instances, local estate developers / brokers, real estate portal enquiries and verbal enquiries in neighbourhood area.

5 OTHER INTANGIBLE ASSETS

₹ in Lakhs

Computer Software and Licences		Amount
I.	**Gross Carrying Amount**	
	Balance as at 1st April, 2021	198.53
	Additions	79.47
	Balance as at 31st March, 2022	**278.00**
II.	**Accumulated Amortisation and Impairment**	
	Balance as at 1st April, 2021	125.45
	Amortisation for the year (Refer Note 23)	21.58
	Balance as at 31st March, 2022	**147.03**
III.	**Net Carrying Amount as at 31st March, 2022**	**130.97**
IV.	**Net Carrying Amount as at 31st March, 2021**	73.08

Note: Additions during the year include Research and Development capital expenditure amounting to ₹ NIL (previous year ₹ NIL).

Carrying amount and remaining period of amortisation of Intangible Assets is as below:

₹ in Lakhs

	0 to 5 years	6 to 10 years	Total WDV
Computer Software and Licences	112.96	18.01	130.97

Notes

to Standalone Financial Statements for the year ended 31st March, 2022

6 FINANCIAL ASSETS

6.1 NON-CURRENT INVESTMENTS

	Face Value ₹	As at 31st March,2022 Quantity Nos. / Units	As at 31st March, 2021 Quantity Nos. / Units	As at 31st March,2022 ₹ in Lakhs	As at 31st March, 2021 ₹ in Lakhs
Quoted (at FVTPL)					
Investments in Equity Instruments					
Hindustan Petroleum Corporation Limited	10	35,300	-	95.08	-
Indian Oil Corporation Limited	10	53,000	-	63.04	-
Motilal Oswal NASDAQ 100 ETF (Share split to ₹ 1 per share)	1	60,500	60,500	70.17	56.52
Nippon CPSE ETF	10	6,15,000	-	206.03	-
Nippon India ETF Bank BEES	1	12,000	12,000	43.86	40.18
Nippon India ETF Gold BEES	1	4,70,000	-	207.36	-
Nippon India ETF Junior BEES	1	5,500	-	23.88	-
Nippon India ETF NIFTY BEES	1	3,05,300	72,800	576.62	114.41
SBI Cards and Payment Limited	10	3,059	3,059	26.05	28.40
State Bank of India Limited	1	46,000	-	227.03	-
Oil And Natual Gas Corporation Limited	5	60,000	-	98.34	-
				1,637.46	**239.51**
Investments in Bonds					
8.15% Bank of Baroda Perperual Bonds	10,00,000	50	-	502.51	-
				502.51	**-**
Unquoted					
Investments in Equity Instruments of subsidiary (at Cost)					
Savita Polymers Limited*	10	6,10,000	10,000	12,456.04	139.87
				12,456.04	**139.87**
Investments in Other Equity Instruments (at FVTPL)					
Kavini Ispat Ltd.	10	1,06,100	1,06,100	-	-
[at cost less impairment in value ₹ 48.79 Lakhs					
(Previous year ₹ 48.79 Lakhs)]					
Savita Petro-Additives Limited	10	40	40	0.20	0.19
				0.20	**0.19**
Unquoted Mutual Funds (at FVTPL)					
Aditya Birla Sun Life International Equity - Plan A - Growth	10	4,09,136	4,09,136	124.11	115.45
Aditya Birla Sun Life Digital India Fund - Growth	10	79,079	79,079	109.36	76.90
Axis Flexi Cap Fund - Growth (Former 'Axis Multicap Fund - Growth')	10	7,85,546	7,85,546	145.48	121.68
Canara Robeco Bluechip Equity Fund - Growth	10	4,02,340	-	163.75	-
Edelweiss Greater China Equity Off-shore Fund - Regular Plan Growth	10	6,39,363	6,39,363	256.23	335.00
Edelweiss US Technology Equity Fund of Fund - Regular Plan Growth	10	7,64,026	7,64,026	130.31	133.10
Franklin India Feeder - Franklin US Opportunitioes Fund - Growth	10	1,02,788	1,02,788	53.49	50.34
Franklin India Technology Fund - Growth	10	25,803	25,803	86.20	71.41

Notes

to Standalone Financial Statements for the year ended 31st March, 2022

	Face Value ₹	As at 31st March,2022 Quantity Nos. / Units	As at 31st March, 2021 Quantity Nos. / Units	As at 31st March,2022 ₹ in Lakhs	As at 31st March, 2021 ₹ in Lakhs
Franklin Templeton India Value Fund - Growth	10	40,039	-	159.52	-
HDFC Index Fund - Sensex Plan	32	-	19,788	-	87.50
HDFC Top 100 Fund - Regular Plan - Growth	10	-	15,179	-	87.17
ICICI Prudential Fund Balanced Advantage Fund - Growth	10	7,67,948	7,67,948	380.52	339.74
ICICI Prudential US Bluechip Equity Fund - Growth	10	7,73,113	7,73,113	354.94	320.84
ICICI Prudential Multi Asset Fund - Growth	10	85,086	37,580	369.35	124.43
ICICI Prudential Strategic Metal And Energy Equity Fund Of Fund - Growth	10	9,99,950	-	122.92	-
ICICI Prudential Technology Fund - Growth	10	69,249	69,249	112.59	75.56
Kotak Emerging Equity Fund - Regular Plan - Growth	10	4,17,157	4,17,157	297.85	239.37
Kotak Multicap Fund - Growth	10	4,99,975	-	47.96	-
Mirae Asset Focused Fund - Growth	10	8,35,561	8,35,561	159.44	131.58
Motilal Oswal Mid Cap 30 Fund - Growth - Regular	10	-	3,74,591	-	121.69
Motilal Oswal Nasdaq 100 Fund of Fund - Growth	10	15,54,784	15,54,784	358.89	309.39
Nippon India Equity Hybrid Fund - Segregated Portfolio 1 - Growth Plan	10	1,85,265	1,85,265	0.10	0.10
Nippon India Japan Equity Fund - Growth Plan	10	9,34,719	9,34,719	147.43	155.42
Nippon India US Equity Opprtunities Fund - Growth Plan	10	3,77,925	3,77,925	91.91	87.34
PGIM India Global Equity Opportunities Fund - Growth	10	9,38,509	9,38,509	301.82	299.76
SBI Focused Equity Fund - Growth	10	65,053	65,053	151.89	121.70
SBI Technology Opportunities Fund - Growth	10	67,688	67,688	105.48	72.99
Tata Digital India Fund - Growth	10	2,84,729	2,84,729	109.28	73.93
				4,340.82	**3,552.39**
				18,937.03	**3,931.96**
Aggregate amount of Quoted Investments				2,139.97	239.51
Market value of Quoted Investments				2,139.97	239.51
Aggregate amount of Unquoted Investments				16,797.06	3,692.45
Aggregate amount of impairment in value of investments				48.79	48.79

* During the year, the Company has acquired 6,00,000 equity shares of Savita Polymers Limited (SPL) for a purchase consideration of ₹ 12,455.04 Lakhs making it a wholly owned subsidiary of the Company. Accordingly, the Company has prepared Consolidated Financial Statements to comply with the provisions of Section 129(3) of Companies Act, 2013 and Ind AS 110 – Consolidated Financial Statements.

6.1 CURRENT INVESTMENTS

Quoted Equity Shares (at FVTPL)					
Indian Oil Corporation Limited	10	-	53,000	-	48.68
				-	**48.68**
Unquoted Mutual Funds (at FVTPL)					
Aditya Birla Sun Life Income Fund - Growth	10	17,57,934	17,57,934	1,809.73	1,715.54
Aditya Birla Sun Life Low Duration Fund - Growth	10	8,21,294	-	4,401.66	-
Axis Dynamic Bond Fund - Regular Growth	10	-	49,05,053	-	1,124.95
Axis Short Term Fund - Growth	10	-	16,33,859	-	390.38

Notes

to Standalone Financial Statements for the year ended 31st March, 2022

	Face Value ₹	As at 31st March,2022 Quantity Nos. / Units	As at 31st March, 2021 Quantity Nos. / Units	As at 31st March,2022 ₹ in Lakhs	As at 31st March, 2021 ₹ in Lakhs
Baroda Banking and PSU Bond Fund - Regular Plan Growth	10	-	19,99,900	-	200.08
Baroda Ultra Short Duration Fund - Growth	1,000	1,21,783	-	1,512.44	-
Edelweiss Arbitrage Fund - Regular Plan Growth	10	-	3,78,57,857	-	5,724.11
HDFC Gold Fund - Growth	10	-	5,99,196	-	84.36
HDFC Liquid Fund - Growth	1,000	98,515	-	4,090.15	-
HDFC Medium Term Debt Fund - Growth	10	48,70,024	48,70,024	2,228.21	2,111.06
ICICI Prudential Corporate Bond Fund - Growth	10	60,50,857	60,50,857	1,431.38	1,372.82
ICICI Prudential Gilt Fund - Growth	10	6,75,982	6,75,982	545.42	524.29
ICICI Prudential Liquid Fund - Growth	10	2,24,401	-	702.70	-
ICICI Prudential Short Term Fund - Growth	10	29,44,360	31,60,866	1,407.03	1,449.68
ICICI Prudential Regular Gold Savings Fund (FOF) - Growth	10	-	5,80,034	-	84.42
Kotak Equity Arbitrage Fund - Growth	10	60,17,101	52,02,744	1,817.74	1,511.56
Kotak Liquid Scheme Plan A - Growth	1,000	54,020	-	2,311.51	-
Kotak Low Duration Fund Standard - Growth	1,000	70,655	1,29,706	1,927.66	3,408.67
L and T Low Duration Fund - Growth	10	1,09,17,843	-	2,508.16	-
Mirae Asset Savings Fund - Growth	100	1,08,943	-	2,006.25	-
SBI Arbitrage Opportunities Fund - Growth	10	1,96,01,123	-	5,346.87	-
SBI Dynamic Bond Fund - Regular Plan - Growth	10	-	39,57,092	-	1,092.50
SBI Liquid Fund - Regular Plan - Growth	1,000	17,595	17,595	582.53	563.59
SBI Magnum Gilt Fund - Regular Growth	10	9,17,904	9,17,904	478.86	462.16
Tata Arbitrage Fund - Growth	10	-	1,15,90,985	-	1,306.85
Tata Money Market Fund - Growth	1,000	63,953	-	2,421.18	-
				37,529.48	**23,127.02**
				37,529.48	**23,175.70**
Aggregate amount of Quoted Investments				-	48.68
Market value of Quoted Investments				-	48.68
Aggregate amount Unquoted Investments				37,529.48	23,127.02
Aggregate amount of impairment in value of investments				-	-

6.2 TRADE RECEIVABLES

	As at 31st March, 2022 ₹ in Lakhs	As at 31st March, 2021 ₹ in Lakhs
Current		
Unsecured, Considered good	57,615.88	54,748.99
Considered doubtful	2,434.96	2,110.43
	60,050.84	**56,859.42**
Allowance for doubtful debts	(2,434.96)	(2,110.43)
	57,615.88	**54,748.99**

Notes

to Standalone Financial Statements for the year ended 31st March, 2022

	As at 31st March, 2022 ₹ in Lakhs	As at 31st March, 2021 ₹ in Lakhs
Less: Impairment under expected credit loss	(203.64)	(244.49)
	57,412.24	**54,504.50**

Ageing of trade receivable

₹ in Lakhs

	Less than 6 months	6 months - 1 year	1 - 2 years	2 - 3 years	More than 3 years	Total
As at 31.3.2022						
Undisputed - considered good	53,932.76	1,832.24	799.57	1,051.31	-	57,615.88
Undisputed - which have significant increase in credit risk	24.82	24.38	66.06	100.30	797.09	1,012.65
Undisputed - credit impaired	-	-	-	-	-	-
Disputed - considered good	-	-	-	-	-	-
Disputed - which have significant increase in credit risk	18.72	146.41	15.25	332.03	909.90	1,422.31
Disputed - credit impaired	-	-	-	-	-	-
	53,976.30	**2,003.03**	**880.88**	**1,483.64**	**1,706.99**	**60,050.84**
As at 31.3.2021						
Undisputed - considered good	51,509.51	1,506.26	1,733.22	-	-	54,748.99
Undisputed - which have significant increase in credit risk	0.05	30.81	51.43	192.50	630.48	905.27
Undisputed - credit impaired	-	-	-	-	-	-
Disputed - considered good	-	-	-	-	-	-
Disputed - which have significant increase in credit risk	0.05	48.55	186.22	332.41	637.93	1,205.16
Disputed - credit impaired	-	-	-	-	-	-
	51,509.61	**1,585.62**	**1,970.87**	**524.91**	**1,268.41**	**56,859.42**

The Company has used a practical and expedient model for computing the expected credit loss allowance in respect of trade receivables based on a provision matrix. The provision matrix takes into account historical credit loss experience and is adjusted for forward-looking information. The expected credit loss allowance is based on the ageing of the days the receivables are due and the rates as given in the provision matrix. The provision matrix at the end of the reporting period is as follows:

Ageing	Expected credit loss(%)
Not due	-
1-90 days past due	-
91-180 days past due	-
181-270 days past due	-
More than 270 days past due	11.00

Notes

to Standalone Financial Statements for the year ended 31st March, 2022

Age of receivables *	As at 31st March, 2022 ₹ in Lakhs	As at 31st March, 2021 ₹ in Lakhs
Not due	38,805.88	38,136.98
1-90 days past due	13,441.86	12,361.50
91-180 days past due	2,327.08	1,887.84
181-270 days past due	1,190.72	687.97
More than 270 days past due	1,850.34	1,674.70

* Expected credit loss is worked out on the trade receivables for which no specific provision is made.

Movement in the expected credit loss allowance		
Balance at the beginning of the year	244.49	99.07
Movement in expected credit loss allowance on trade receivables calculated at lifetime expected credit losses	(40.85)	145.42
Balance at the end of the year	**203.64**	**244.49**

6.3 LOANS

Non-current		
Other Loans		
Unsecured, considered good	24.19	10.29
	24.19	**10.29**
Current		
Other Loans		
Unsecured, considered good	27.36	20.12
	27.36	**20.12**
	51.55	**30.41**

The Company has not given any loans and advances to promoters / directors / Key Managerial Personnels (KMP) or related parties.

6.4 OTHER FINANCIAL ASSETS

Non-current		
Security Deposits	52.79	55.59
Bank deposits with more than 12 months maturity	4.78	-
	57.57	**55.59**
Current		
Security Deposits	262.70	337.48
Less: Provision for doubtful advances	(200.18)	(200.18)
	62.52	**137.30**
Derivative Asset	-	25.65
Contract Assets - Unbilled revenues	290.38	414.68
Other Financial Assets	35.59	27.17
	388.49	**604.80**
	446.06	**660.39**

Unbilled revenues are treated as contract assets as per Ind AS 115.

Notes

to Standalone Financial Statements for the year ended 31st March, 2022

	As at 31st March, 2022 ₹ in Lakhs	As at 31st March, 2021 ₹ in Lakhs
6.5 CASH AND CASH EQUIVALENTS		
Balances with banks		
Current accounts	4,386.42	4,142.68
Deposit accounts with less than 3 months maturity	367.68	354.67
Cash on hand	13.28	14.50
	4,767.38	**4,511.85**

6.6 OTHER BANK BALANCES		
Deposit accounts with more than 3 months but less than 12 months maturity	0.10	4.78
Security against guarantee / margin money deposits	258.49	236.53
Earmarked balances - Unpaid dividend accounts	56.84	59.01
- Buy back of equity shares	-	878.50
	315.43	**1,178.82**

7 INVENTORIES		
Raw and Packing Materials :		
on hand	32,827.33	30,126.82
in transit	9,105.56	17,106.61
Work-in-Process	2,203.11	2,201.96
Finished Goods :		
on hand	7,753.51	7,522.97
in transit	1,822.92	1,781.90
Stock-in-trade	78.04	139.01
Stores and Spares	202.52	214.23
	53,992.99	**59,093.50**

Please refer Note H in Significant Accounting Policies, for mode of valuation of inventories.

During the year ended 31st March, 2022, ₹ 391.77 Lakhs (Previous year ₹ 14.13 Lakhs) was recognised as an expense for inventories carried at net realisable value.

8 OTHER ASSETS		
Non-current		
Capital Advances	98.31	92.37
Others including duties and taxes receivable	668.09	669.59
Less: Provision for doubtful advances	(335.46)	(335.46)
	430.94	**426.50**

Notes

to Standalone Financial Statements for the year ended 31st March, 2022

	As at 31st March, 2022 ₹ in Lakhs	As at 31st March, 2021 ₹ in Lakhs
Current		
GST balances	1,646.40	3,230.50
Advances to vendors	1,095.15	451.88
Other loans and advances including duties and taxes receivable (other than GST balances)	2,393.58	2,091.06
	5,135.13	**5,773.44**
	5,566.07	**6,199.94**

9 EQUITY SHARE CAPITAL

Authorised shares		
3,00,00,000 (As at 31st March, 2021: 3,00,00,000) Equity shares of ₹ 10 each	3,000.00	3,000.00
Issued shares		
1,38,20,083 (As at 31st March, 2021: 1,40,71,083) Equity shares of ₹ 10 each	1,382.01	1,407.11
Subscribed and fully paid-up shares		
1,38,20,083 (As at 31st March, 2021: 1,40,71,083) Equity shares of ₹ 10 each	1,382.01	1,407.11

a) Reconciliation of number of shares

	Nos.	₹ in Lakhs
As at 1.4.2020	**1,40,71,083**	**1,407.11**
Issued during the year	-	-
As at 31.3.2021	**1,40,71,083**	**1,407.11**
Issued during the year	-	-
Bought back during the year	(2,51,000)	(25.10)
As at 31.3.2022	**1,38,20,083**	**1,382.01**

b) Rights, preferences and restrictions attached to equity shares (except forfeited shares)

The Company has only one class of equity shares having par value of ₹ 10 each. Each holder of equity shares is entitled to one vote per share. There are no restrictions on the distribution of dividend or repayment of capital. The Company declares dividend in Indian Rupees. The dividend proposed by the Board of Directors is subject to the approval of the shareholders in the ensuing Annual General Meeting, except in case of interim dividend. In the event of liquidation, the equity shareholders are eligible to receive the remaining assets of the Company after distribution of all preferential amounts, in proportion to their shareholding.

c) Details of shareholders holding more than 5% of equity shares

	As at 31st March, 2022		As at 31st March, 2021	
	Nos.	% of holding	Nos.	% of holding
Gautam N. Mehra*	89,83,177	65.00	91,55,224	65.06
HDFC Trustee Company Ltd.	10,22,187	7.40	12,76,573	9.07

As per the records of the Company, including its register of shareholders / members.

* Includes 89,10,346 (As at 31st March, 2021: 90,82,393) equity shares held as member of Association of Persons and HUFs, wherein Mr. Gautam N. Mehra is one of the beneficiaries, and as a trustee of family trusts.

Notes

to Standalone Financial Statements for the year ended 31st March, 2022

d) Details of Promoters' holding

Particulars	As at 31st March, 2022		As at 31st March, 2021		% of change during the year
	Nos.	% of holding	Nos.	% of holding	
A) Individuals / Hindu Undivided Family					
- Gautam N. Mehra (in his individual capacity and as a member of Association of Persons and HUFs, wherein Mr. Gautam N. Mehra is one of the beneficiaries, and as a trustee of family trusts)	89,83,177	65.00	91,55,224	65.06	1.88
- Reshma G. Mehra	33,416	0.24	33,416	0.24	-
- Simran G. Mehra	30,500	0.22	30,500	0.22	-
- Siddharth G Mehra	583	0.00	583	0.00	-
- Ritu Satsangi	7,749	0.06	7,749	0.06	-
- Atul G. Satsangi	666	0.00	666	0.00	-
	90,56,091	65.53	92,28,138	65.58	-
B) Body Corporates					
- Khatri Investments Pvt. Ltd.	4,27,611	3.09	4,27,611	3.04	-
- Mansukhmal Investments Pvt. Ltd.	4,10,000	2.97	4,10,000	2.91	-
- Kurla Trading Co. Pvt. Ltd.	13,666	0.10	13,666	0.10	-
- Naved Investment and Trading Co. Pvt. Ltd.	9,452	0.07	9,452	0.07	-
- Basant Lok Trading Company Pvt. Ltd.	6,166	0.04	6,166	0.04	-
- Chemi Pharmex Pvt. Ltd.	1,000	0.01	1,000	0.01	-
	8,67,895	6.28	8,67,895	6.17	-
Grand Total	**99,23,986**	**71.81**	**1,00,96,033**	**71.75**	**-**

e) Buy-back of equity shares

i) During the year, the Company purchased its own 2,51,000 equity shares of ₹ 10 each at ₹ 1,400 each resulting in cash outflow of ₹ 3,514 Lakhs. The buy-back of these equity shares was completed by utilising its General Reserve to the extent of ₹ 3,488.90 Lakhs. The Company has transferred ₹ 25.10 Lakhs, equal to the nominal value of such shares, to Capital Redemption Reserve account. Consequent to the buy-back of shares, the Paid-up Equity share capital of the Company stands reduced by ₹ 25.10 Lakhs to ₹ 1,382.01 Lakhs.

ii) During the year ended 31st March, 2020, the Company purchased its own 2,51,000 equity shares of ₹ 10 each at ₹ 1,605 each resulting in cash outflow of ₹ 4,028.55 Lakhs. The buy-back of these equity shares was completed by utilising its General Reserve to the extent of ₹ 4,003.45 Lakhs. The Company has transferred ₹ 25.10 Lakhs, equal to the nominal value of such shares, to Capital Redemption Reserve account. Consequent to the buy-back of shares, the Paid-up Equity share capital of the Company stands reduced by ₹ 25.10 Lakhs to ₹ 1,407.11 Lakhs.

Notes

to Standalone Financial Statements for the year ended 31st March, 2022

	As at 31st March, 2022 ₹ in Lakhs	As at 31st March, 2021 ₹ in Lakhs
10 OTHER EQUITY		
Capital Reserve - Forfeited Shares	**0.35**	**0.35**
Capital Reserve - Others	**118.87**	**118.87**
Capital Redemption Reserve		
Balance at beginning of the year	53.10	53.10
Add: Transfer from General Reserve (Refer note 9(d))	25.10	-
	78.20	**53.10**
General Reserve		
Balance at beginning of the year	11,336.05	11,336.05
Add: Transfer from surplus in the Statement of Profit and Loss	-	-
Less: Transfer to Capital Redemption Reserve (Refer note 9(d))	(25.10)	-
Less: Utilised for buy-back of shares (Refer note 9(d))	(3,488.90)	-
	7,822.05	**11,336.05**
Surplus in the Statement of Profit and Loss		
Balance at beginning of the year	96,271.14	73,943.00
Add: Profit for the year	24,998.62	22,395.50
Add: Other comprehensive income arising from re-measurement of defined benefit obligation net off tax	(34.47)	(67.36)
	1,21,235.29	**96,271.14**
Less: Appropriations		
Dividend for 2020-21 (amount per share ₹ 15)	2,073.01	-
Tax on buy back of equity shares	818.62	-
Transfer to General Reserve	-	-
Total Appropriations	2,891.63	-
Net retained earnings	**1,18,343.66**	**96,271.14**
	1,26,363.13	**1,07,779.51**

For details of reserves, refer Statement of Changes in Equity.

11 FINANCIAL LIABILITIES		
11.1 Long-term Borrowings		
Non-current		
Deferred Payment Liability - Unsecured		
Sales Tax Deferment	-	9.95
	-	**9.95**
Current		
Deferred Payment Liability - Unsecured		
Sales Tax Deferment	12.17	37.93

Notes

to Standalone Financial Statements for the year ended 31st March, 2022

	As at 31st March, 2022 ₹ in Lakhs	As at 31st March, 2021 ₹ in Lakhs
	12.17	**37.93**
Less : Amount clubbed under "Other current financial liabilities"	12.17	37.93
Net current borrowing	-	-
11.1.1 **Government grants**		
Balance at the beginning of the year	2.54	9.73
Released to the statement of profit and loss	(2.21)	(7.19)
	0.33	**2.54**
Current	0.33	2.21
Non-current	-	0.33
	0.33	**2.54**

Note :

In terms of the scheme of Government of Maharashtra, the Company was entitled to defer the payment of sales tax liability in certain years. Such deferral is without payment of interest. The grant represents the difference between the carrying amount as on the date of transition and the present value. The grant income is recognised in the Statement of Profit and Loss on a systematic basis.

Details of Deferred Payment Liability

Deferred Payment Liabilities (without considering the present value) amounting to ₹ 12.50 Lakhs (Previous year ₹ 50.43 Lakhs) are interest free sales tax deferments repayable in 5 equal installments after 10 years from the respective year of availment.

Year of deferral	Deferral Amount ₹ in Lakhs as at	
	31st March, 2022	31st March, 2021
2006-2007	-	25.43
2007-2008	12.50	25.00
Total	**12.50**	**50.43**

	As at 31st March, 2022 ₹ in Lakhs	As at 31st March, 2021 ₹ in Lakhs
11.2 **Short-term Borrowings (Secured)**		
Loans Repayable on demand		
Cash Credits from banks	-	-
Secured by ;		
i) hypothecation of inventories, receivables and other current assets and		
ii) first pari-passu charge by way of equitable mortgage by deposit of title deeds of the Company's certain immovable properties at Silvassa, Navi Mumbai and Mumbai.		
	-	-

For details of carrying amounts of assets hypothecated / mortgaged for borrowing facilities, refer Note 30.

Notes

to Standalone Financial Statements for the year ended 31st March, 2022

11.3 Trade payables and Acceptances

Current		
Trade payables		
Micro and Small Enterprises	1,098.62	1,495.45
Other than Micro and Small Enterprises	30,290.98	32,781.44
Acceptances	29,749.71	21,782.39
	61,139.31	**56,059.28**

(Refer Note 26 for details of dues to micro and small enterprises)

Ageing of trade payables

₹ in Lakhs

	Less than 1 year	1 - 2 years	2 - 3 years	More than 3 years	Total
As at 31.3.2022					
MSME	1,098.62	-	-	-	1,098.62
Others	59,694.30	135.44	71.10	139.85	60,040.69
	60,792.92	**135.44**	**71.10**	**139.85**	**61,139.31**
As at 31.3.2021					
MSME	1,495.45	-	-	-	1,495.45
Others	54,105.60	230.28	187.74	40.21	54,563.83
	55,601.05	**230.28**	**187.74**	**40.21**	**56,059.28**

11.4 Other Financial Liabilities

	As at 31st March, 2022 ₹ in Lakhs	As at 31st March, 2021 ₹ in Lakhs
Current		
Financial liabilities at FVTPL		
Derivatives liabilities carried at fair value	2.35	-
Other financial liabilities at amortised cost		
Current maturities of long-term borrowings - Sales tax deferment	12.17	37.93
Unpaid dividends	56.84	59.01
Security deposits	505.32	473.51
Employee benefits	1,090.36	879.31
Other payables	69.59	402.51
	1,736.63	**1,852.27**

Note: There are no amounts due and outstanding in respect of Investor Education and Protection Fund as on 31st March, 2022 (Previous year ₹ NIL).

Notes

to Standalone Financial Statements for the year ended 31st March, 2022

		As at 31st March, 2022 ₹ in Lakhs	As at 31st March, 2021 ₹ in Lakhs
11.5	**Lease Liabilities**		
	Non-current		
	Lease liability	10.25	-
		10.25	**-**
	Current		
	Lease liability	5.31	-
		5.31	**-**
	(Refer note 29)	**15.56**	**-**

12	**PROVISIONS**		
	Non-current		
	Provisions in respect of employee benefits		
	Leave encashment	626.52	549.13
		626.52	**549.13**
	Current		
	Provisions in respect of employee benefits		
	Leave encashment	103.61	219.57
	Gratuity (Refer Note 31)	-	175.46
		103.61	**395.03**
		730.13	**944.16**

13	**DEFERRED TAX LIABILITY (NET)**		
	Deferred Tax Liability	1,239.13	1,316.96
	Deferred Tax Asset	987.24	921.60
	Net Deferred Tax Liability	**251.89**	**395.36**
	Deductible temporary difference		
	Deferred grant	0.08	0.64
	Provision for doubtful debts and advances	798.89	727.50
	Defined benefit obligation	183.76	193.46
	Derivative liabilities	0.59	-
	Other financial assets	3.92	-
		987.24	**921.60**
	Taxable temporary differences		
	Property, plant and equipment and investment property	876.76	1,017.93
	Borrowings	0.08	0.64
	Investments	358.43	291.93
	Derivative assets	-	6.46
	Other financial liabilities	3.86	-
		1,239.13	**1,316.96**
		251.89	**395.36**

Notes

to Standalone Financial Statements for the year ended 31st March, 2022

		As at 31st March, 2022 ₹ in Lakhs	As at 31st March, 2021 ₹ in Lakhs
14	**OTHER LIABILITIES**		
	Non-current		
	Deferred revenue arising from government grant	-	0.33
		-	**0.33**
	Current		
	Deferred revenue arising from government grant	0.33	2.22
	Income tax deducted at source	345.51	238.28
	Income tax collected at source	16.05	45.21
	Duties and taxes	1,125.89	1,151.95
	Deferred revenue arising from security deposit	5.87	9.77
	Contract Liabilities - Advances from customers	1,289.44	483.97
	Other payables	3,050.12	2,553.20
		5,833.21	**4,484.60**
		5,833.21	**4,484.93**

Advance from customers are treated as contract liabilities as per Ind AS 115.

15	**CURRENT TAX ASSETS AND LIABILITIES**		
	Current tax assets		
	Tax refund receivable	1,490.48	1,480.62
		1,490.48	**1,480.62**
	Current tax liabilities		
	Income tax payable	789.71	403.08
		789.71	**403.08**

		2021-2022 ₹ in Lakhs	2020-2021 ₹ in Lakhs
16	**REVENUE FROM OPERATIONS**		
	Sale of products		
	Finished and traded products	2,80,659.56	1,90,058.39
	Other operating revenue		
	Processing income	-	3.81
	Government Grants		
	Export incentives	2,070.48	1,102.30
	Incentives for renewable energy generation	103.14	67.80
	Revenue from Operations	**2,82,833.18**	**1,91,232.30**

The effect of adoption of Ind AS 115 does not have any material impact on the financial statements of the Company.

Notes

to Standalone Financial Statements for the year ended 31st March, 2022

		2021-2022 ₹ in Lakhs	2020-2021 ₹ in Lakhs
17	**OTHER INCOME**		
	Interest income	88.09	96.20
	Dividend income	35.23	0.03
	Net gain on sale of investments - Current	370.23	938.87
	- Long-term	161.72	2.76
	Compensation for wind power generation loss	23.10	165.00
	Grant Income	2.22	7.19
	Gain on fair valuation of investments (net)	864.31	998.38
	Gain on Foreign Currency Transactions and Translation (net)	315.07	584.33
	Profit on sale of property, plant and equipments (net)	11.36	4.19
	Miscellaneous income	609.47	384.66
		2,480.80	**3,181.61**
18	**COST OF MATERIALS CONSUMED**		
	Base oils	1,94,590.43	1,14,078.54
	Process chemicals / solvents	9,177.64	7,077.07
	Packing materials	12,296.40	9,167.96
	Others	1,393.48	957.29
		2,17,457.95	**1,31,280.86**
19	**PURCHASE OF TRADED GOODS**		
	Base oils	1,885.24	3,863.28
	Lubricating oils / Greases	97.08	103.45
	Others	69.54	159.21
		2,051.86	**4,125.94**
20	**(INCREASE) / DECREASE IN INVENTORIES**		
	Inventories at the end of the year		
	Finished Goods	9,576.43	9,304.87
	Work-in-Process	2,203.11	2,201.96
	Traded Goods	78.04	139.01
		11,857.58	**11,645.84**
	Inventories at the beginning of the year		
	Finished Goods	9,304.87	8,545.85
	Work-in-Process	2,201.96	1,986.05
	Traded Goods	139.01	176.75
		11,645.84	**10,708.65**
		(211.74)	**(937.19)**
21	**EMPLOYEE BENEFIT EXPENSE (REFER NOTE 31)**		
	Salaries, Wages and Bonus	6,199.97	5,655.38
	Contribution to employees' provident and other funds	487.30	401.00
	Staff Welfare Expenses	326.20	149.28
		7,013.47	**6,205.66**

Notes

to Standalone Financial Statements for the year ended 31st March, 2022

		2021-2022 ₹ in Lakhs	2020-2021 ₹ in Lakhs
22	**FINANCE COST**		
	Interest and finance charges on financial liabilities at amortised cost		
	Interest on sales tax deferment loan	2.22	7.19
	Interest on lease liability (refer note 29)	0.85	-
	Other borrowing costs		
	Interest	172.99	314.71
	Net loss on currency fluctuation	1,071.39	175.12
	Other borrowing costs and bank charges	627.22	395.46
		1,874.67	**892.48**
23	**DEPRECIATION / AMORTISATION (REFER NOTE 3, 4 AND 5)**		
	Depreciation on property, plant and equipment	1,957.18	1,951.11
	Depreciation on investment property	42.78	44.97
	Amortisation of intangible assets	21.58	22.94
		2,021.54	**2,019.02**
24	**OTHER EXPENSES**		
	Stores and spares consumed	302.39	273.77
	Fuel and power	274.06	242.27
	Rent	1,731.64	1,468.47
	Freight	7,293.99	5,534.46
	Rates, taxes and octroi	57.54	53.66
	Insurance	622.90	444.05
	Commission on sales	966.26	853.84
	Donations	80.00	110.00
	Repairs and maintenance:		
	Buildings	74.45	65.37
	Plant and Machinery	1,257.05	1,184.21
	Others	144.03	120.42
	Discounts	161.82	172.26
	Royalty	4,550.24	6,124.15
	Advertisement and sales promotion	449.18	262.66
	Bad debts	181.42	666.09
	Provision for doubtful debts and advances (net)	283.67	191.52
	Corporate Social Responsibility	382.71	372.62
	Miscellaneous expenses	2,776.14	2,377.45
		21,589.49	**20,517.27**
	Payment to auditors		
	a) Audit fees	20.00	20.00
	b) Other services	10.60	12.13

Notes

to Standalone Financial Statements for the year ended 31st March, 2022

25 The Company has spent ₹ 382.71 Lakhs* (Previous year ₹ 372.62 Lakhs) towards Corporate Social Responsibility expenditure (including capital expenditure ₹ NIL, Previous year ₹ NIL) and debited the same to the Statement of Profit and Loss as against ₹ 382.47 Lakhs (Previous year ₹ 295.22 Lakhs) computed as per the provisions of section 135(5) of the Companies Act, 2013.

*Including ₹ 100 Lakhs transferred to 'Unspent CSR Account'.

₹ in Lakhs

	2021-2022	2020-2021
Amount computed as per provisions of section 135(5) of Companies Act, 2013	382.47	295.22
Less: Amount spent during the year	(382.71)	(295.63)
Unspent / (excess) amount for the year	**(0.24)**	**(0.41)**
- Amount paid towards current year	282.71	295.63
- Unspent amount of previous year paid in current year	-	76.99
- Amount transferred to Unspent CSR Account	100.00	-
Total expenses debited to the Statement of Profit and Loss	**382.71**	**372.62**

Details of amounts spent on CSR expenses:

₹ in Lakhs

Name of the Party	Purpose	Amount
1) Sri Chaitanya Seva Trust, Mumbai	Construction of Urology Lithotripsy Unit, Bhaktivedanta Hospital, Mumbai	100.00
2) Alamelu Charitable Foundation, Mumbai	Buying Medical Equipments for Cancer Hospital, Tirupati	100.00
3) Akshay Patra Foundation	Mid-day Meal Program	75.00
4) Deeds Public Charitable Trust, Khar	Vocational and Other Education Courses for the Deaf	7.00
5) Krishna Cancer Aid Association, Silvassa	Cancer Awareness Program	0.51
6) National Society for the Blind, Borivali	Vocational Training for the Blind	0.20
Amount spent during Financial Year 2021-22		282.71
Ongoing Projects		
7) Akshay Patra Foundation (Amount to be transferred to Unspent CSR Account) (refer note below)	Construction of Centralised Kitchen, Katra, Jammu and Kashmir	100.00
Total expenses debited to P&L		**382.71**

₹ in Lakhs

Provision towards ongoing projects	
Opening balance as on 1st April, 2021	-
Additions	100.00
Less: Payments during the year	-
Closing balance as on 31st March, 2022	**100.00**

Notes

to Standalone Financial Statements for the year ended 31st March, 2022

		As at 31st March, 2022 ₹ in Lakhs	As at 31st March, 2021 ₹ in Lakhs
26	Disclosure of dues to Micro and Small Enterprises as defined under the Micro, Small and Medium Enterprises Development (MSMED) Act, 2006 (as available with the Company) (Refer Note 11.3)		
a)	The principal amount and the interest due thereon remaining unpaid to any supplier at the end of each accounting year	1,098.62	1,495.45
b)	The amount of interest paid by the buyer in terms of section 16 of the Micro, Small and Medium Enterprises Development Act, 2006, along with the amount of the payment made to the supplier beyond the appointed day during each accounting year	-	-
c)	The amount of interest due and payable for the period of delay in making payment (which have been paid but beyond the appointed day during the year) but without adding the interest specified under the Micro, Small and Medium Enterprises Development Act, 2006	-	-
d)	The amount of interest accrued and remaining unpaid at the end of each accounting year; and	-	-
e)	The amount of further interest remaining due and payable even in the succeeding years, until such date when the interest dues above are actually paid to the small enterprise, for the purpose of disallowance of a deductible expenditure under section 23 of the Micro, Small and Medium Enterprises Development Act, 2006	-	-

27 CONTINGENT LIABILITIES NOT PROVIDED FOR

a)	Disputed demands		
	i) Excise and Customs	2,709.30	2,837.22
	ii) Sales Tax	3,073.50	2,998.88
	iii) Others	38.14	38.14
b)	Claims not acknowledged as debt	213.43	213.43

28 COMMITMENTS

a) Estimated amount of contracts remaining to be executed on capital account and not provided for (net of advances) ₹ 171.26 Lakhs (Previous year ₹ 466.46 Lakhs).

b) The Company has set up wind power projects in the states of Maharashtra, Karnataka and Tamilnadu. The Company, in case of specific projects, has entered into agreements for sale of power exclusively to the state utility companies in the respective states, for periods varying from 13 to 20 years.

Notes

to Standalone Financial Statements for the year ended 31st March, 2022

29 LEASES

The Company has entered into agreements for operating leases in respect of residential and office premises, plant and machinery and land taken / given on lease. All these leases are cancellable.

1) As a lessor:

a) The lease income recognised in the Statement of Profit and Loss ₹ 124.67 Lakhs (Previous year ₹ 114.41 Lakhs).

b) Future minimum lease rentals:

₹ in Lakhs

Particulars	2021-2022	2020-2021
Receivable in less than one year	130.90	124.67
Receivable in one to two years	61.21	130.90
Receivable in two to three years	-	61.21
Balance at the year end	**192.11**	**316.78**

2) As a lessee:

a) Right-of-use assets:

The following is the movement of right-of-use assets during the year ended 31st March, 2022

₹ in Lakhs

Particulars	2021-2022	2020-2021
Opening balance	211.11	219.51
Additions during the year	17.37	-
Reclassified from Other Assets	-	-
Depreciation / Amortisation during the year	(10.44)	(8.40)
Any other adjustments	-	-
Closing balance	**218.04**	**211.11**

₹ in Lakhs

Particulars	2021-2022	2020-2021
Payable in less than one year	5.31	-
Payable in one to two years	5.31	-
Payable in two to three years	5.31	-
Payable in three to four years	2.65	-
Balance at the year end	**18.58**	**-**

The right-of-use assets include leasehold lands and vehicle acquired on lease. The lease rentals on land were paid upfront at the time of acquisition. Therefore, there is no future liability to pay lease rentals. In case of vehicle on lease, there is a future lease liability of ₹ 15.56 Lakhs which is shown separately in the financial statements.

b) The lease expenditure recognised in the Statement of Profit and Loss for short-term leases is ₹ 1,682.22 Lakhs (Previous year ₹ 1,416.02 Lakhs). The lease expenditure recognised in the Statement of Profit and Loss for leases for which the underlying asset is of low value is ₹ 38.43 Lakhs (Previous year ₹ 38.43 Lakhs). Interest paid on lease liability is recognised in the Statement of Profit and Loss amounting to ₹ 0.85 Lakhs.

3) Under these agreements refundable interest free deposits are given / taken in case of premises.

4) All these agreements have restriction on further leasing.

5) Agreements for office, factory premises and land provide for revision in the rent.

Notes

to Standalone Financial Statements for the year ended 31st March, 2022

30 ASSETS HYPOTHECATED / MORTGAGED AS SECURITY

The carrying amount of assets hypothecated / mortgaged as security for borrowings are as under:

	As at 31st March, 2022 ₹ in Lakhs	As at 31st March, 2021 ₹ in Lakhs
Hypothecation of		
i) Inventories	53,992.99	59,093.50
ii) Trade receivables	57,412.24	54,504.50
iii) Current assets other than inventories and trade receivables	12,124.27	13,569.65
	1,23,529.50	**1,27,167.65**
First Pari-passu Charge on		
Property, plant and equipment	8,436.46	8,713.69
	8,436.46	**8,713.69**
(Refer Note 11.2)	**1,31,965.96**	**1,35,881.34**

31 EMPLOYEE BENEFITS (REFER NOTE 12 AND 21)

i) Defined Contribution Plan:

Company's contribution to Provident Fund ₹ 274.49 Lakhs (Previous year ₹ 255.41 Lakhs).

The Company also contributes to the following:

- National Pension Scheme (NPS) : ₹ 51.53 Lakhs (Previous year ₹ 43.96 Lakhs)
- Labour Welfare Fund : ₹ 0.06 Lakhs (Previous year ₹ 0.05 Lakhs)

ii) Defined Benefit Plan:

The following table sets out the funded status of the Gratuity Plan and the amounts recognised in the Company's financial statements:

	As at 31st March, 2022 ₹ in Lakhs	As at 31st March, 2021 ₹ in Lakhs	As at 31st March, 2020 ₹ in Lakhs	As at 31st March, 2019 ₹ in Lakhs	As at 31st March, 2018 ₹ in Lakhs
a) Change in the obligation benefits:					
Projected benefit obligation at the beginning of the year	1,442.44	1,256.78	1,247.00	1,102.78	1,123.22
Service cost	87.75	77.53	74.29	66.20	61.55
Interest cost	98.81	85.96	96.76	85.80	81.65
Actuarial (Gains) / Losses on Obligations - Due to Change in Demographic Assumptions	0.56	(6.85)	-	-	-
Actuarial (Gains) / Losses on Obligations - Due to Change in Financial Assumptions	(27.84)	16.16	(0.48)	1.23	(29.43)
Actuarial (Gains) / Losses on Obligations - Due to Experience	53.92	69.47	35.75	85.44	37.56
Benefits paid	(210.69)	(56.61)	(196.54)	(94.45)	(171.77)
Projected benefit obligation at the end of the year	**1,444.95**	**1,442.44**	**1,256.78**	**1,247.00**	**1,102.78**

Notes

to Standalone Financial Statements for the year ended 31st March, 2022

		As at 31st March, 2022 ₹ in Lakhs	As at 31st March, 2021 ₹ in Lakhs	As at 31st March, 2020 ₹ in Lakhs	As at 31st March, 2019 ₹ in Lakhs	As at 31st March, 2018 ₹ in Lakhs
b)	**Change in the plan assets:**					
	Fair value of the plan assets at the beginning of the year	1,266.97	1,141.00	1,072.86	1,015.91	1,004.15
	Expected return on plan assets	86.78	78.04	83.25	79.04	73.00
	Employer's contribution	356.82	115.78	174.14	86.87	119.07
	Benefits paid	(217.04)	(56.61)	(196.54)	(94.45)	(171.77)
	Return on plan assets, excluding interest income	(13.06)	(11.24)	7.29	(14.51)	(8.54)
	Fair value of the plan assets at the end of the year	**1,480.47**	**1,266.97**	**1,141.00**	**1,072.86**	**1,015.91**
	Funded status (Surplus / (Deficit))	**35.52**	**(175.47)**	**(115.78)**	**(174.14)**	**(86.87)**
c)	**Net Gratuity and other cost:**					
	Service cost	87.75	77.53	74.29	66.20	61.55
	Interest on defined benefit obligation	98.81	85.96	96.76	85.80	81.65
	Interest income	(86.78)	(78.04)	(83.25)	(79.04)	(73.00)
	Net gratuity cost	**99.78**	**85.45**	**87.80**	**72.96**	**70.20**
d)	**Amounts recognised in the statement of other comprehensive income:**					
	Actuarial gains / (losses)	(33.00)	(78.77)	(35.27)	(86.67)	(8.13)
	Return on plan assets, excluding interest income	(13.06)	(11.24)	7.29	(14.51)	(8.54)
	Net income / (expense) for the period recognised in other comprehensive income	**(46.06)**	**(90.01)**	**(27.98)**	**(101.18)**	**(16.67)**
e)	**Category of Assets:**					
	Corporate Bonds	-	-	-	0.36	0.36
	Special Deposits Scheme	1,083.62	822.34	43.66	43.66	43.66
	Others	396.85	444.63	1,097.34	1,028.84	971.89
		1,480.47	**1,266.97**	**1,141.00**	**1,072.86**	**1,015.91**
f)	**Assumptions used in accounting for the Gratuity Plan:**					
		%	%	%	%	%
	Discount rate	7.23	6.85	6.84	7.76	7.27
	Expected rate of return on plan assets	7.23	6.85	6.84	7.76	7.27
g)	**Maturity analysis of the benefit payments : from the fund**					
	Projected benefits payable in future years from the date of reporting					
	1st Following Year	204.68	532.20	448.69	420.09	307.40
	2nd Following Year	69.60	66.10	42.60	71.71	121.05
	3rd Following Year	174.64	106.45	92.73	112.77	88.37
	4th Following Year	143.35	119.44	88.14	91.41	100.19
	5th Following Year	100.88	96.69	97.31	89.13	81.78
	Sum of years 6 to 10	878.65	436.05	352.79	390.63	353.91

Notes

to Standalone Financial Statements for the year ended 31st March, 2022

	As at 31st March, 2022 ₹ in Lakhs	As at 31st March, 2021 ₹ in Lakhs	As at 31st March, 2020 ₹ in Lakhs	As at 31st March, 2019 ₹ in Lakhs	As at 31st March, 2018 ₹ in Lakhs
As at 31st March 2022, the weighted average duration of the defined benefit obligation was 6 years (Previous year 6 years). The estimates of future salary increases considered in actuarial valuation take into account the inflation, seniority, promotion and other relevant factors such as supply and demand in the employment market.					
Sensitivity analysis:					
Projected benefit obligation on current assumptions	1,444.95	1,442.44	1,256.78	1,247.00	1,102.78
Delta effect of +1% change in rate of discounting	(83.97)	(66.30)	(62.55)	(57.94)	(52.50)
Delta effect of -1% change in rate of discounting	94.49	75.48	71.68	65.87	59.60
Delta effect of +1% change in rate of salary increase	92.86	73.88	70.78	65.08	58.89
Delta effect of -1% change in rate of salary increase	(84.15)	(66.21)	(63.00)	(58.33)	(52.86)
Delta effect of +1% change in rate of employee turnover	(5.23)	(6.48)	(5.51)	(1.99)	(1.49)
Delta effect of -1% change in rate of employee turnover	5.66	7.08	6.13	2.12	1.59

32 DETAILS OF RELATED PARTY TRANSACTIONS IN ACCORDANCE WITH IND AS 24 'RELATED PARTY DISCLOSURES'

Name of related parties where control exists:	
Savita Polymers Ltd.	Subsidiary Company
Key Management Personnel:	
i. Executive Directors :	
Mr. G. N. Mehra	Chairman and Managing Director
Mr. S. M. Dixit	Whole-time Director and Chief Financial Officer
Mr. S. G. Mehra	Whole-time Director
ii. Non-Executive Directors :	
Mrs. M. C. Dalal	Non-executive Independent Director
Mr. R. N. Pisharody	Non-executive Independent Director
Mr. H. Sunder	Non-executive Independent Director
iii. Company Secretary :	
Mr. U. C. Rege	Company Secretary and Executive Vice President - Legal

Enterprises where key management personnel or relatives of key management personnel have control or significant influence:

Basant Lok Trading Company Pvt Ltd.	Chemi Pharmex Pvt. Ltd.	D. C. Mehra Public Charitable Trust
Khatri Investments Pvt. Ltd.	Kurla Trading Co. Pvt. Ltd.	Naved Investment and Trading Co.Pvt. Ltd.
Mansukhmal Investments Pvt. Ltd.	N. K. Mehra Trust	NKM Grand Children's Trust
Savita Petro-Additives Ltd.		

Notes

to Standalone Financial Statements for the year ended 31st March, 2022

Relatives of key management personnel and relationship	
Mrs. R. G. Mehra - Wife of Mr. G. N. Mehra	Ms. S. G. Mehra - Daughter of Mr. G. N. Mehra
Ms. R. U. Rege - Daughter of Mr. U. C. Rege	

Details of transactions* during the year:

₹ in Lakhs

			2021-2022	2020-2021
A.	**Enterprises:**			
a)	Sale of goods:	Savita Polymers Ltd.	921.47	1,075.53
		Chemi Pharmex Pvt. Ltd.	-	174.15
		Khatri Investments Pvt. Ltd.	-	120.19
b)	Sale of property, plant and equipment:	Savita Polymers Ltd.	6.23	-
c)	Purchase of goods:	Savita Polymers Ltd.	661.00	396.92
		Chemi Pharmex Pvt. Ltd.	-	124.79
d)	Purchase of property, plant and equipment:	Savita Polymers Ltd.	-	-
e)	Purchase of shares:	Khatri Investments Pvt. Ltd.	479.52	-
		Mansukhmal Investments Pvt. Ltd.	479.52	-
		Naved Investment and Trading Co.Pvt. Ltd.	2.08	-
		Chemi Pharmex Pvt. Ltd.	2.08	-
f)	Dividend received:	Savita Polymers Ltd.	1.00	-
		Savita Petro-Additives Ltd.	-	-
g)	Dividend paid:	Basant Lok Trading Company Pvt. Ltd.	0.92	-
		Chemi Pharmex Pvt. Ltd.	0.15	-
		Khatri Investments Pvt. Ltd.	64.14	-
		Kurla Trading Co. Pvt. Ltd.	2.05	-
		Mansukhmal Investments Pvt. Ltd.	61.50	-
		Naved Investment and Trading Co. Pvt. Ltd.	1.42	-
h)	Rent received:	Savita Polymers Ltd.	43.19	43.19
i)	Rent paid:	Chemi Pharmex Pvt. Ltd.	45.35	45.35
j)	Car Parking charges:	Basant Lok Trading Company Pvt Ltd.	0.15	0.15
		Chemi Pharmex Pvt. Ltd.	0.15	0.15
l)	Donations:	D. C. Mehra Public Charitable Trust	40.00	55.00
		N. K. Mehra Trust	40.00	55.00

Notes

to Standalone Financial Statements for the year ended 31st March, 2022

₹ in Lakhs

			2021-2022	2020-2021
B.	**Key management personnel:**			
i.	Executive Directors:			
a)	Dividend:		1,347.56	-
b)	Remuneration:	Short term employee benefits	894.47	689.09
		Post employment benefits	18.23	16.75
		Medical benefits	18.27	1.18
c)	Purchase of shares**:		7,983.67	-
ii.	Non-executive Independent Directors:			
	Commission and sitting fees		19.60	18.60
iii.	Other key management personnel:			
	Remuneration:	Short term employee benefits	114.61	99.22
		Post employment benefits	4.04	3.64
		Medical benefits	1.87	1.67
C.	**Relatives of key management personnel:**			
a)	Dividend paid		9.59	-
b)	Remuneration		0.37	2.57
c)	Purchase of shares**		3,508.17	-

* All transactions are inclusive of GST wherever applicable.

** Share purchase consideration paid to key management personnel and relatives of key management personnel includes ₹ 5,031.83 Lakhs and ₹ 2,532.52 Lakhs paid on behalf of Mehra Syndicate and GNM SGM Trust respectively.

Balance outstanding :	**As at 31st March, 2022 ₹ in Lakhs**		**As at 31st March, 2021 ₹ in Lakhs**	
	Debit	**Credit**	**Debit**	**Credit**
Enterprises:				
Basant Lok Trading Company Pvt Ltd.	3.50	-	3.50	-
Chemi Pharmex Pvt. Ltd.	1.00	-	53.89	-
Savita Polymers Ltd.	349.77	22.58	110.57	53.81
Khatri Investments Pvt. Ltd.	-	-	120.19	-
Key management personnel:				
Executive Directors	-	440.40	-	289.50
Non-executive Independent Directors	-	9.00	-	9.00

Note - As the liabilities for gratuity and leave encashment are provided on an actuarial basis for company as a whole, the amounts pertaining to the key managerial personnel are not included.

Notes

to Standalone Financial Statements for the year ended 31st March, 2022

33 DETAILS OF SEGMENT REPORTING

A. Factors used to identify the entity's reportable segments, including the basis of organisation

For management purposes, the Company is organised into segments based on the nature of products / services and has two reportable segments, as follows:

a) petroleum products including transformer oils, white oils, mineral oils, liquid paraffins and lubricating oils etc.;

b) electricity generation through wind power plants.

The Chairman and Managing Director (CMD) evaluates the Company's performance and allocates resources based on an analysis of various performance indicators by operating segments. The CMD reviews revenue and gross profit as the performance indicator for all of the operating segments. However, the Company's finance (including finance cost and finance income) and income taxes are managed on a company as a whole basis and are not allocated to any segment.

B. Information about reportable segments

	2021-2022 ₹ in Lakhs	2020-2021 ₹ in Lakhs
a) Segment Revenue:		
Petroleum Products	2,80,621.59	1,89,169.96
Wind Power	3,228.04	3,303.49
Other unallocated revenue	1,464.35	1,940.46
Net Income from Operations	**2,85,313.98**	**1,94,413.91**
b) Segment Results:		
Profit before taxation and interest for each segment		
Petroleum Products	35,406.74	31,144.95
Wind Power	1,463.71	573.80
	36,870.45	**31,718.75**
Less: i) Finance Costs	1,874.67	892.48
ii) Other unallocated expenditure	1,479.04	516.40
	3,353.71	**1,408.88**
Profit before tax	**33,516.74**	**30,309.87**

	As at 31st March, 2022 ₹ in Lakhs	As at 31st March, 2021 ₹ in Lakhs
(c) Segment Assets:		
Petroleum Products	1,29,637.05	1,33,553.69
Wind Power	8,036.20	8,527.90
Unallocated	60,568.33	31,254.06
	1,98,241.58	**1,73,335.65**
(d) Segment Liabilities:		
Petroleum Products	68,872.69	62,438.81
Wind Power	582.15	911.78
Unallocated	1,041.60	798.44
	70,496.44	**64,149.03**

Notes

to Standalone Financial Statements for the year ended 31st March, 2022

	2021-2022 ₹ in Lakhs	2020-2021 ₹ in Lakhs
(e) Secondary Business Segment:		
Revenue by Geographical Segment		
Domestic	2,30,848.80	1,66,718.58
Export	54,465.18	27,695.33
	2,85,313.98	**1,94,413.91**

34 TAX EXPENSE

(a) Amounts recognised in the Statement of Profit and Loss

₹ in Lakhs

Particulars	Year ended 31st March, 2022	Year ended 31st March, 2021
Current tax expense		
Current year	8,661.59	7,897.65
Changes in estimates relating to prior years	-	-
	8,661.59	**7,897.65**
Deferred tax expense		
Origination and reversal of temporary differences	(143.47)	16.72
Change in tax rate	-	-
	(143.47)	**16.72**
Tax expense recognised in the Statement of Profit and Loss	**8,518.12**	**7,914.37**

(b) Amounts recognised in Other Comprehensive Income

Particulars	Year ended 31st March, 2022		
	Before tax	Tax (expense) / benefit	Net of tax
Items that will not be reclassified to profit or loss:			
Re-measurements of the defined benefit plans	(46.06)	11.59	(34.47)
	(46.06)	**11.59**	**(34.47)**

Particulars	Year ended 31st March, 2021		
	Before tax	Tax (expense) / benefit	Net of tax
Items that will not be reclassified to profit or loss:			
Re-measurements of the defined benefit plans	(90.01)	22.65	(67.36)
	(90.01)	**22.65**	**(67.36)**

Notes

to Standalone Financial Statements for the year ended 31st March, 2022

(c) Reconciliation of effective tax rate

₹ in Lakhs

Particulars	Year ended 31st March, 2022	Year ended 31st March, 2021
Profit before tax	33,516.74	30,309.87
Tax using the Company's domestic tax rate	8,435.49	7,628.39
Increase / (decrease) due to change in tax rate	-	-
Tax effect of:		
Non-deductible tax expenses / disallowances under Income Tax Act	119.28	110.75
Tax-exempt income and deductions under Chapter VI A of Income Tax Act	-	-
Allowable income tax on indexation of investment property	(35.12)	(29.29)
Temporary difference recognised in deferred taxes	(108.34)	(10.91)
Others	95.22	192.78
Amounts recognised in Other Comprehensive Income	11.59	22.65
Tax expense recognised in the Statement of Profit and Loss	**8,518.12**	**7,914.37**

(d) Movement in deferred tax balances

₹ in Lakhs

Particulars	Net balance 1st April, 2021	Recognised in profit or loss	Recognised in OCI	Net balance 31st March, 2022	Deferred tax asset	Deferred tax liability
Leave encashment	193.46	(9.70)	-	183.76	183.76	-
Property, plant and equipment and intangible assets and						
Investment property	(1,017.93)	141.17	-	(876.76)	-	876.76
Investment in unquoted equity instruments	(31.35)	31.80	-	0.45	-	(0.45)
Investment in quoted equity instruments	(25.22)	(10.60)	-	(35.82)	-	35.82
Investment in equity oriented mutual funds	(160.83)	40.25	-	(120.58)	-	120.58
Investment in unquoted mutual funds	(74.53)	(127.95)	-	(202.48)	-	202.48
Provision for doubtful debts and advances	727.50	71.39	-	798.89	798.89	-
Lease assets	-	(3.86)	-	(3.86)	-	3.86
Lease liabilities	-	3.92	-	3.92	3.92	-
Derivative Asset - Option contracts for External Commercial						
Borrowings (ECB) Loans and Import Purchases	(6.46)	6.46	-	-	-	-
Derivative Liability - Forward contracts for imports	-	0.59	-	0.59	0.59	-
Deferred grant	0.64	(0.56)	-	0.08	0.08	-
Borrowings	(0.64)	0.56	-	(0.08)	-	0.08
Tax assets / (liabilities)	**(395.36)**	**143.47**	**-**	**(251.89)**	**987.24**	**1,239.13**

Notes

to Standalone Financial Statements for the year ended 31st March, 2022

35 FINANCIAL INSTRUMENTS : ACCOUNTING CLASSIFICATIONS AND FAIR VALUE MEASUREMENTS

(i) Accounting classifications

The fair values of the financial assets and liabilities are determined at the amount at which the instrument could be exchanged in a current transaction between willing parties, other than in a forced or liquidation sale.

The carrying amounts of trade receivables, cash and cash equivalents, bank balances, short term deposits, trade payables, payables for acquisition of property, plant and equipment, short term loans from banks, financial institutions and other current financial assets and liabilities are considered to be the same as their fair values, due to their short-term nature.

(ii) Fair value measurements

The Company uses the following hierarchy for determining and disclosing the fair value of financial instruments by valuation technique:

Level 1 — Quoted (unadjusted) market prices in active markets for identical assets or liabilities

Level 2 — Valuation techniques for which the lowest level input that is significant to the fair value measurement is directly or indirectly observable

Level 3 — Valuation techniques for which the lowest level input that is significant to the fair value measurement is unobservable.

The following table presents carrying value and fair value of financial instruments by categories and also fair value hierarchy of assets and liabilities measured at fair value :

As at 31st March, 2022

₹ in Lakhs

Particulars	Note	Carrying Value	Classification			Fair Value		
			FVTPL	FVTOCI	Amortised Cost	Level 1	Level 2	Level 3
Financial assets								
Investments								
Investment in equity shares (quoted)	6.1	1,637.46	1,637.46	-	-	1,637.46	-	-
Investment in equity shares (unquoted)	6.1	12,456.24	0.20	-	12,456.04	-	0.20	-
Investment in equity oriented mutual funds	6.1	11,505.43	11,505.43	-	-	11,505.43	-	-
Investment in mutual funds	6.1	30,364.87	30,364.87	-	-	30,364.87	-	-
Investment in bonds	6.1	502.51	502.51	-	-	502.51	-	-
Trade receivables	6.2	57,412.24	-	-	57,412.24	-	-	-
Loans and Advances								
Loans to employees	6.3	51.55	-	-	51.55	-	-	-
Other financial assets								
Derivative instruments	6.4	-	-	-	-	-	-	-
Contract Assets	6.4	290.38	-	-	290.38	-	-	-
Other receivables	6.4	155.68	-	-	155.68	-	-	-

Notes

to Standalone Financial Statements for the year ended 31st March, 2022

₹ in Lakhs

Particulars	Note	Carrying Value	Classification			Fair Value		
			FVTPL	FVTOCI	Amortised Cost	Level 1	Level 2	Level 3
Cash and cash equivalents	6.5	4,767.38	-	-	4,767.38	-	-	-
Bank balances	6.6	315.43	-	-	315.43	-	-	-
		1,19,459.17	**44,010.47**	**-**	**75,448.70**	**44,010.27**	**0.20**	**-**
Financial Liabilities								
Borrowings								
Interest free sales tax deferral loans	11.1	12.17	-	-	12.17	-	-	-
Short term loan from Bank	11.2	-	-	-	-	-	-	-
Trade payables and acceptances	11.3	61,139.31	-	-	61,139.31	-	-	-
Other financial liabilities								
Derivative instruments	11.4	2.35	2.35	-	-	-	2.35	-
Others	11.4	1,722.11	-	-	1,722.11	-	-	-
		62,875.94	**2.35**	**-**	**62,873.59**	**-**	**2.35**	**-**

As at 31st March, 2021

₹ in Lakhs

Particulars	Note	Carrying Value	Classification			Fair Value		
			FVTPL	FVTOCI	Amortised Cost	Level 1	Level 2	Level 3
Financial assets								
Investments								
Investment in equity shares (quoted)	6.1	288.19	288.19	-	-	288.19	-	-
Investment in equity shares (unquoted)	6.1	140.06	140.06	-	-	-	140.06	-
Investment in equity oriented mutual funds	6.1	12,094.91	12,094.91	-	-	12,094.91	-	
Investment in mutual funds	6.1	14,584.50	14,584.50	-	-	14,584.50	-	-
Investment in bonds	6.1	-	-	-	-	-	-	-
Trade receivables	6.2	54,504.50	-	-	54,504.50	-	-	-
Loans and Advances								
Loans to employees	6.3	30.41	-	-	30.41	-	-	-
Other financial assets								
Derivative instruments	6.4	25.65	25.65	-	-	-	25.65	-
Contract Assets	6.4	414.68	-	-	414.68	-	-	-
Other receivables	6.4	220.06	-	-	220.06	-	-	-
Cash and cash equivalents	6.5	4,511.85	-	-	4,511.85	-	-	-
Bank balances	6.6	1,178.82	-	-	1,178.82	-	-	-
		87,993.63	**27,133.31**	**-**	**60,860.32**	**26,967.60**	**165.71**	**-**

Notes

to Standalone Financial Statements for the year ended 31st March, 2022

₹ in Lakhs

Particulars	Note	Carrying Value	Classification			Fair Value		
			FVTPL	FVTOCI	Amortised Cost	Level 1	Level 2	Level 3
Financial Liabilities								
Borrowings								
Interest free sales tax deferral loans	11.1	47.88	-	-	47.88	-	-	-
Short term loan from Bank	11.2	-	-	-	-	-	-	-
Trade payables and acceptances	11.3	56,059.28	-	-	56,059.28	-	-	-
Other financial liabilities								
Derivative instruments	11.4	-	-	-	-	-	-	-
Others	11.4	1,814.34	-	-	1,814.34	-	-	-
		57,921.50	**-**	**-**	**57,921.50**	**-**	**-**	**-**

During the reporting period ending 31st March, 2022 and 31st March, 2021, there were no transfers between Level 1 and Level 2 fair value measurements and no transfer into and out of Level 3 fair value measurements. However, investment in subsidiaries are classified under amortised cost during the reporting period ended 31st March, 2022.

(iii) Description of significant observable inputs to valuation:

The following table shows the valuation techniques used to determine fair value :

Type	Valuation technique
Investments in equity shares (quoted)	Based on closing share price on stock exchange
Investments in equity shares (unquoted)	Based on book value
Investment in mutual fund	Based on NAV
Investment in bonds	Based on last traded price
Loan to employees	Based on prevailing market interest rate
Loans from foreign banks	Fair valued based on prevailing exchange rate at each closing date
Interest-free sales tax deferral loans	Discounted cash flows. The valuation model considers the present value of payments discounted using appropriate discounting rates.
Derivative instruments	Based on quotes from banks and financial institutions

36 FINANCIAL RISK MANAGEMENT

The Company has put in place Risk Management Policy, objectives of which are to optimise business performance, to promote confidence amongst the Company's stakeholders in the effectiveness of its business management process and its ability to plan and meet its strategic objectives. The Company has a Risk Management Committee (RMC) comprising senior executives which is responsible for the review of risk management processes within the Company, and for overseeing the implementation of the requirements of this policy. The RMC provides updates to the Board on a regular basis on key risks faced by the Company, and the relevant mitigant actions. At an operational level, the respective functional managers are responsible for identifying and assessing risks within their area of responsibility; implementing agreed actions to treat

Notes

to Standalone Financial Statements for the year ended 31st March, 2022

such risks; and for reporting any event or circumstance that may result in new risks. The Company's risk management system is fully aligned with the corporate and operational objectives.

The Board of Directors of the Company and the Audit Committee of Directors periodically review the Risk Management Policy of the Company so that the management controls the risks through properly defined network.

The Company has identified financial risks and categorised them in three parts viz. (i) Credit Risk, (ii) Liquidity Risk and (iii) Market Risk. Details regarding sources of risk in each such category and how Company manages the risk is explained in following notes:

(i) Credit risk

Credit risk refers to the possibility of a customer or other counterparties not meeting their obligations and terms and conditions which would result into financial losses. Such risk arises mainly from trade receivables and investments. Credit risk is managed through internal credit control mechanism such as credit approvals, establishing credit limits and continuously monitoring the credit worthiness of customers to which the Company grants credit terms in the normal course of business. The Company establishes an allowance for doubtful debts and impairment that represents its estimate of incurred losses in respect of trade and other receivables and investments. The maximum exposure to credit risk in case of all the financial instruments covered below is restricted to their respective carrying amount.

Trade receivables

The Company's exposure to credit risk is influenced mainly by the following:

Petroleum Products Segment – As per the credit policy of the Company, generally no credit is given exceeding the accepted credit norms. The Company deals with State Electricity Boards and large corporate houses after considering their credit standing. The credit policy with respect to other customers is strictly monitored by the Company at periodic intervals. Credit risk is managed through credit approvals, establishing credit limits and continuously monitoring the credit worthiness of customers. In addition, for amounts recoverable on exports, the Company has adequate insurance to mitigate overseas customer and country risk.

Wind Energy Segment – Since the sale of wind energy is mostly to State Electricity Boards and reputed big corporates mostly against performance bank guarantees, the Company is of the view that the risk is highly mitigated.

As at 31st March, 2022, the Company's most significant customers accounted for ₹ 18,150.34 Lakhs of the trade receivables carrying amount (Previous year ₹ 18,627.35 Lakhs).

The Company uses an allowance matrix to measure the expected credit losses of trade receivables (which are considered good). The following table provides information about the exposure to credit risk and loss allowance (including expected credit loss provision) for trade receivables:

₹ in Lakhs

Ageing	Gross Carrying Amount	Expected Credit Loss Rate (%)	Credit Loss	Net Carrying Amount
Not due	38,805.88	-	-	38,805.88
1-90 days past due	13,441.86	-	0.03	13,441.83
91-180 days past due	2,327.08	-	0.02	2,327.06
181-270 days past due	1,190.72	-	0.02	1,190.70
More than 270 days past due	1,850.34	11.00	203.57	1,646.77
	57,615.88		**203.64**	**57,412.24**

Note : Expected credit loss is worked out on the trade receivable for which no specific provision is made.

Notes

to Standalone Financial Statements for the year ended 31st March, 2022

Cash and cash equivalents

The Company held cash and cash equivalents of ₹ 4,767.38 Lakhs at 31st March, 2022 (Previous year ₹ 4,511.84 Lakhs). The cash and cash equivalents are held with banks with good credit ratings.

Derivatives

The option contracts, forwards and interest rate swaps were entered into with banks having an investment grade rating and exposure to counterparties is closely monitored and kept within the approved limits.

Investments

The Company invests its surplus funds mainly in liquid / short term debt fund schemes of mutual funds for short duration, which carry no / low mark to market risks and therefore, exposes the Company to low credit risk. Such investments are made after reviewing the credit worthiness and market standing of such funds and therefore, minimises the Company's exposure to credit risk. Such investments are monitored on a regular basis.

Security Deposit

The Company has taken premises on lease and has paid security deposits. Since the Company has the ability to adjust the deposit with future lease payments, therefore, does not expose the Company to credit risk.

(ii) Liquidity risk

Liquidity risk is the risk that the Company will not be able to meet its financial obligations on due date. The Company has a strong focus on effective management of its liquidity to ensure that all business and financial commitments are met on time. This is ensured through proper financial planning with detailed annual business plans, discussed at appropriate levels within the organisation. Annual business plans are divided into quarterly plans and put up to management for detailed discussion and an analysis of the nature and quality of the assumptions, parameters etc. Daily and monthly cash flows are prepared, followed and monitored at senior levels to prevent undue loss of interest and utilise cash in an effective manner. Cash management services are availed to avoid any loss of interest on collections. In addition, the Company has adequate, duly approved borrowing limits in place with reputed banks.

(a) Financing arrangements

The Company has an adequate fund and non-fund based limits with various banks. The Company's diversified source of funds and strong operating cash flow enables it to maintain requisite capital structure discipline. The financing products include working capital loans, buyer's credit loan etc.

(b) Maturities of financial liabilities

The amounts disclosed in the table are the contractual undiscounted cash flows.

₹ in Lakhs

As at 31st March, 2022	Less than one year	1 to 5 years	More than Five Years	Total
Borrowings (including current maturities of long-term debts)	12.50	-	-	12.50
Trade payables	61,139.31	-	-	61,139.31
Other financial liabilities (other than derivative liabilities)	1,722.11	-	-	1,722.11
Derivative Liabilities	2.35	-	-	2.35
Total	**62,876.27**	**-**	**-**	**62,876.27**

Notes

to Standalone Financial Statements for the year ended 31st March, 2022

₹ in Lakhs

As at 31st March, 2021	Less than one year	1 to 5 years	More than Five Years	Total
Borrowings (including current maturities of long-term debts)	37.93	12.49	-	50.42
Trade payables	56,059.28	-	-	56,059.28
Other financial liabilities (other than derivative liabilities)	1,814.34	-	-	1,814.34
Total	**57,911.55**	**12.49**	**-**	**57,924.04**

(iii) Market Risk

The risk that the fair value or future cash flows of financial instruments will fluctuate because of changes in market price. Market risk further comprises of (a) Currency risk, (b) Interest rate risk and (c) Commodity risk.

(a) Currency Risk

The Company is exposed to currency risk mainly on account of its import payables and export receivables in foreign currency. The major exposures of the Company are in U.S. dollars. The Company hedges its import foreign exchange exposure partly through exports and depending upon the market situations partly through options and forward foreign currency contracts. The Company has a policy in place for hedging its foreign currency borrowings along with interest. The Company does not use derivative financial instruments for trading or speculative purposes.

Following are the derivative financial instruments to hedge the foreign exchange rate risk as of dates:

Category	Instrument	Currency	Cross Currency
Hedges of recognised assets and liabilities	Forward / Option contracts	USD	INR

Exposure to currency risk - The currency profile of financial assets and financial liabilities is as below:

Particulars	As at 31st March, 2022		As at 31st March, 2021	
	₹ in Lakhs	Exposure in USD	₹ in Lakhs	Exposure in USD
Financial assets				
Trade and other receivables	6,594.25	87,01,839	6,856.61	93,78,482
Cash and cash equivalents	1,885.57	24,88,219	1,551.69	21,22,400
Net exposure for assets - A	**8,479.82**	**1,11,90,058**	**8,408.30**	**1,15,00,882**
Financial liabilities				
Trade Payables	51,115.96	6,74,44,206	45,084.24	6,16,57,880
Other financial liabilities	252.55	3,53,392	193.03	2,76,406
Less: Foreign currency forward /option exchange contracts	4,168.45	55,00,000	4,423.76	60,50,000
Net exposure for liabilities - B	**47,200.06**	**6,22,97,598**	**40,853.51**	**5,58,84,286**
Net exposure (A-B)	**(38,720.24)**	**(5,11,07,540)**	**(32,445.21)**	**(4,43,83,404)**

Notes

to Standalone Financial Statements for the year ended 31st March, 2022

Particulars	As at 31st March, 2022		As at 31st March, 2021	
	₹ in Lakhs	Exposure in Other Foreign Currencies	₹ in Lakhs	Exposure in Other Foreign Currencies
Financial assets				
Trade and other receivables	345.82	4,10,937	192.49	2,24,536
Cash and cash equivalents	2.17	2,738	0.24	438
Net exposure for assets - A	**347.99**	**4,13,676**	**192.73**	**2,24,974**
Financial liabilities				
Other financial liabilities	27.81	35,593	27.81	35,593
Net exposure for liabilities - B	**27.81**	**35,593**	**27.81**	**35,593**
Net exposure (A-B)	**320.18**	**3,78,083**	**164.92**	**1,89,382**

The following exchange rates have been applied at the end of the respective years

	31st March, 2022 ₹	31st March, 2021 ₹
USD 1	75.79	73.12

Sensitivity analysis

The table below shows sensitivity of open forex exposure to USD / INR movement. We have considered 1% (+ / -) change in USD / INR movement, increase indicates appreciation in USD / INR whereas decrease indicates depreciation in USD / INR. The indicative 1% movement is directional and does not reflect management forecast on currency movement.

Impact on profit or loss due to % increase / (decrease) in currency

₹ in Lakhs

Particulars	2021-22		2020-21	
	Increase	(Decrease)	Increase	(Decrease)
Movement (%)	1%	1%	1%	1%
USD	387.34	(387.34)	324.53	(324.53)

(b) Interest rate risk

Interest rate risk is the risk that the fair value or future cash flows of a financial instrument will fluctuate because of changes in market interest rates. The Company manages its cash flow interest rate risk by using floating-to-fixed interest rate swaps. Under these swaps, the Company agrees with other parties to exchange, at specified intervals (i.e. quarterly), the difference between fixed contract rates and floating rate interest amounts calculated by reference to the agreed notional principal amounts. The management also maintains a portfolio mix of floating and fixed rate debt. Borrowings issued at variable rates expose the Company to cash flow interest rate risk.

Notes

to Standalone Financial Statements for the year ended 31st March, 2022

The Company is not exposed to significant interest rate risk during the respective reporting periods.

Following are the outstanding derivative financial instruments to hedge currency and the interest rate risk as of dates

₹ in Lakhs

Category	Purpose	Currency	Cross Currency	31st March, 2022	31st March, 2021	Buy / Sell
Forwards contracts / Options Contracts	Imports	USD	INR	4,168.45	4,423.76	Buy

Interest rate risk exposure:

Company's interest rate risk arises from borrowings. The interest rate profile of the Company's interest-bearing financial instruments as reported to the management of the Company is as follows:

₹ in Lakhs

Carrying amount as at	31st Match, 2022	31st March, 2021
Fixed-rate instruments		
Financial assets	-	-
Financial liabilities	-	-
Variable-rate instruments		
Financial assets	-	-
Financial liabilities	29,749.71	21,782.39

Cash flow sensitivity analysis for variable-rate instruments

A reasonably possible change of 25 basis points in interest rates at the reporting date would have increased / (decreased) profit or loss by the amounts shown below. The indicative 25 basis point (0.25%) movement is directional and does not reflect management forecast on interest rate movement.

This analysis assumes that all other variables, in particular foreign currency exchange rates, remain constant.

₹ in Lakhs

Particulars	2021-22	2020-21
Floating rate borrowings	74.37	54.46

(c) Commodity Risk

Raw Material Risk

Petroleum Products Segment - Timely availability and also non-availability of good quality base oils from across the globe could negate the qualitative and quantitative production of various products of the Company. Volatility in prices of crude oil and base oil is another major risk for this segment. The Company procures base oils from various suppliers scattered in different parts of the world. The Company tries to enter into long term supply contracts with regular suppliers and at times buys base oils on spot basis.

Wind Energy Segment – Availability of good windy sites, delays in land acquisitions and forest land approvals, right of way issues, weak Renewal Purchase Obligation enforcement, resistance to Open Access by State Electricity Boards, lack of adequate transmission infrastructure can effect the decisions to invest and to operate this segment. The Company tries its best to carry out a thorough feasibility study before embarking on investment in this segment. The Company also explores the possibility of scattering its investments over various states and over a period of time.

Notes

to Standalone Financial Statements for the year ended 31st March, 2022

Capital management

The Company's policy is to maintain a strong capital base so as to maintain investor, creditor and market confidence and to sustain future development of the business. Management monitors the return on capital as well as the level of dividends to ordinary shareholders.

i) Debt Equity Ratio

The Company monitors capital using debt equity ratio. The Company's debt to equity ratios are as follows:

₹ in Lakhs

Particulars	31st Match, 2022	31st March, 2021
Total borrowings (Refer note 11.1 and 11.2)	12.17	47.88
Total equity (Refer note 9 and 10)	1,27,745.14	1,09,186.62
Debt to Equity ratio	0.01	0.01

ii) Dividends

Dividends paid during the year

		Year ended 31st March, 2022	Year ended 31st March, 2021
Dividend	Rate per share ₹	15.00	-
	Amount (₹ in Lakhs)	2,073.01	-

37 DETAILS OF WORKING CAPITAL LOAN

In case of borrowings from banks, quarterly stock statements are submitted to the banks and there are no material discripancies with books of account.

38 FINANCIAL RATIOS

Particular	Numerator	Denominator	2021-2022	2020-2021	% Variance
a) Current Ratio (times)	Current Assets	Current Liabilities	2.31	2.38	(2.94)
b) Return on equity ratio (%)	Net Profit after taxes	Average shareholder's Equity	21.10 %	22.85 %	(7.66)
c) Inventory turnover ratio (times)	COGS	Average Inventory	3.89	2.60	49.62
d) Trade receivables turnover ratio (times)	Net credit sales	Average account receivables	5.75	4.09	40.59
e) Trade payables turnover ratio (times)	Net credit purchases	Average trade payables	4.17	3.29	26.75
f) Net capital turnover ratio (times)	Net sales	Working capital	4.80	3.36	42.86
g) Net profit ratio (%)	Net Profit after taxes	Net Sales	8.84 %	11.71 %	(24.51)
h) Return on capital employed (%)	EBIT	Capital Employed	29.23 %	30.34 %	(3.66)
i) Return on investment (%)	Income generated from investments	Average investments	3.54 %	8.66 %	(59.12)

During the financial year 2021-2022, increase in the cost of major inputs, mainly base oils, resulted in enhanced cost of raw and packing materials consumption and enhanced net realisation of finished products. As a consequence, ratios based on the sales, purchases, inventories and receivables have witnessed substantial variance compared to last financials year.

Notes

to Standalone Financial Statements for the year ended 31st March, 2022

39 ADDITIONAL REGULATORY INFORMATION

a) The title deeds of immovable properties (other than properties where the Company is the lessee and the lease agreements are duly executed in favour of the lessee), are held in the name of the Company.

b) To the best of the Company's knowledge and information, there are no transactions which are not recorded in the books of account or have been surrendered or disclosed as income during the year in the tax assessments under Income Tax Act, 1961.

c) The Company has not been declared willful defaulter by any of the banks or financial institutions or any other lender.

d) To the best of the Company's knowledge and information, the Company does not deal with the struck off companies.

e) the Company has registered charges with Registrar of Companies (RoC) within time wherever applicable. The Company has filed necessary forms within due date for satisfaction of charge with the RoC.

f) The funds borrowed for short term purposes have not been utilised for any other purpose / long term purposes.

g) The Company does not hold any benami property and no proceedings have been initiated or pending against the Company for holding any benami property under the Benami Transactions (Prohibition) Act, 1988 (45 of 1988) and rules made thereunder.

h) The Company does not trade or invest in any crypto currency.

i) During the year, the Company has acquired shares of Savita Polymers Limited (SPL) making it a wholly owned subsidiary of the Company. The Company intends to merge SPL with it and the necessary steps are being taken for the approval of the merger.

	2021-2022	2020-2021
40 BASIC AND DILUTED EARNINGS PER SHARE:		
Profit for the year after tax (₹ in Lakhs)	24,998.62	22,395.50
Weighted average number of ordinary shares (Nos.)	1,38,48,965	1,40,71,083
Nominal value of the share ₹	10	10
Basic and diluted earnings per share ₹	180.51	159.16

41 Previous year's figures have been regrouped / rearranged wherever necessary to conform to those of current year classification.

42 The Company continues to assess the possible impact of Covid-19 on its financial statements based on the internal and external information available up to the date of approval of these financial statements and concluded that no adjustment is required in these statements. Based on assessment of business and economic conditions, the Company expects to recover the carrying amounts of its assets.

As per our report of the even date

For **G. D. Apte & Co.**
Chartered Accountants
Firm's Registration No.: 100515W

Chetan R. Sapre
Partner
Membership No.: 116952

U.C. Rege
Company Secratary & Executive VP Legal

S.M. Dixit
(DIN: 02359138)
Chief Financial Officer and Whole-time Director

Mumbai
30th May, 2022

For and on behalf of the Board

G.N. Mehra (DIN: 00296615) Chairman and Managing Director
S.G. Mehra (DIN: 06454215) Whole-time Director
R.N. Pisharody (DIN: 01875848) Non-Executive Independent Director
M.C. Dalal (DIN: 00087178) Non-Executive Independent Director

INDEPENDENT AUDITOR'S REPORT

To

The Members of SAVITA OIL TECHNOLOGIES LIMITED

Report on the Consolidated Financial Statements

OPINION

We have audited the accompanying consolidated financial statements of **SAVITA OIL TECHNOLOGIES LIMITED** ("the Holding Company") and its subsidiaries (the Holding Company and its subsidiaries together referred to as the "Group"), which comprise the Consolidated Balance Sheet as at 31st March, 2022, the Statement of Profit and Loss, the Statement of Changes in Equity and the Statement of Cash Flows for the year ended on that date, and a summary of the significant accounting policies and other explanatory information (hereinafter referred to as "the consolidated financial statements").

In our opinion and to the best of our information and according to the explanations given to us, the aforesaid consolidated financial statements give the information required by the Companies Act, 2013 ("the Act") in the manner so required and give a true and fair view in conformity with the Indian Accounting Standards prescribed under section 133 of the Act read with the Companies (Indian Accounting Standards) Rules, 2015, as amended, ("Ind AS") and other accounting principles generally accepted in India, of the state of affairs of the Group as at 31st March, 2022, the profit and total comprehensive income, changes in equity and its cash flows for the year ended on that date.

BASIS FOR OPINION

We conducted our audit of the consolidated financial statements in accordance with the Standards on Auditing (SAs) specified under section 143(10) of the Act. Our responsibilities under those Standards are further described in the Auditor's Responsibilities for the Audit of the Consolidated Financial Statements section of our report. We are independent of the Company in accordance with the Code of Ethics issued by the Institute of Chartered Accountants of India (ICAI) together with the ethical / independence requirements that are relevant to our audit of the consolidated financial statements under the provisions of the Act and the Rules made thereunder, and we have fulfilled our other ethical responsibilities in accordance with these requirements and the ICAI's Code of Ethics. We believe that the audit evidence we have obtained is sufficient and appropriate to provide a basis for our audit opinion on the consolidated financial statements.

KEY AUDIT MATTERS

Key audit matters are those matters that, in our professional judgment, were of most significance in our audit of the consolidated financial statements of the current period. These matters were addressed in the context of our audit of the consolidated financial statements as a whole, and in forming our opinion thereon, and we do not provide a separate opinion on these matters. We have determined the matters described below to be the key audit matters to be communicated in our report.

Sr. No.	Key Audit Matter	Auditor's Response
1	**Inventory valuation and consumption of raw and packing materials:** Accuracy of recording of inventory & related consumption at appropriate values.	We have performed the following procedures in relation to the accuracy of recorded consumption and inventory: Understood, evaluated and tested the key controls over the recording of inventory and booking of consumption. We selected a sample of transactions and: • Checked the goods receipt notes and material issue slips on a sample basis to ensure correct recording of materials receipts & consumption. • Tested and verified, the weighted average rate of inputs, at which consumption was recorded. • Tested and verified the Overhead absorption rate calculation used for inventory valuation. • Reviewed the process of physical verification of inventories carried out by the management at various locations by participating in the said process.

Sr. No.	Key Audit Matter	Auditor's Response
		• Verified the reports of physical verification of inventory carried out by the management and corrective actions taken to rectify the identified discrepancies (if any).
2	**Evaluation of uncertain tax positions:** The Company has material uncertain tax positions including matters under dispute which involves significant judgment to determine the possible outcome of these disputes.	**We have performed the following procedures:** Obtained understanding of key uncertain tax positions; Obtained details of completed tax assessments and demands up to the year ended 31st March, 2022 from the management; We have; i. Discussed with management and evaluated the management's underlying key assumptions in estimating the tax provision; ii. Assessed management's estimate of the possible outcome of the disputed cases; and iii. Considered legal precedence and other rulings in evaluating management's position on these uncertain tax positions. Additionally, considered the effect of new information in respect of uncertain tax positions as at 1st April, 2021 to evaluate whether any change was required to management's position on these uncertainties.
3	**Assessment of contingent liabilities and provisions related to Taxation, Litigations and claims:** The assessment of the existence of the present legal or constructive obligation, analysis of the probability of the related payment and analysis of a reliable estimate, requires management's judgement to ensure appropriate accounting or disclosures. Due to the level of judgement relating to recognition, valuation and presentation of provisions and contingent liabilities, this is considered to be a key audit matter.	Our audit procedures included: • As part of our audit procedures we have assessed Management's processes to identify new possible obligations and changes in existing obligations for compliance with company policy and Ind AS 37 requirements. • We have analyzed significant changes from prior periods and obtain a detailed understanding of these items and assumptions applied. • We have obtained relevant status details and Management representations on the major outstanding litigations. • As part of our audit procedures we have reviewed minutes of board meetings (including the Audit Committee). • We have held regular discussions with Management and internal legal department. • We challenged the assumptions and critical judgements made by management which impacted their estimate of the provisions required, considering judgements previously made by the authorities in the relevant jurisdictions or any relevant opinions given by the Company's advisors and assessing whether there was an indication of management bias. • We discussed the status in respect of significant provisions with the Company's internal tax and legal team. • We performed retrospective review of management judgements relating to accounting estimate included in the financial statement of prior year and compared with the outcome.

INFORMATION OTHER THAN THE CONSOLIDATED FINANCIAL STATEMENTS AND AUDITOR'S REPORT THEREON

The Holding Company's Board of Directors is responsible for the preparation of the other information. The other information comprises the information included in the Management Discussion and Analysis, Board's Report including Annexures to Board's Report, Business Responsibility Report, Corporate Governance and Shareholder's Information, but does not include the consolidated financial statements and our auditor's report thereon.

Our opinion on the consolidated financial statements does not cover the other information and we do not express any form of assurance conclusion thereon.

In connection with our audit of the consolidated financial statements, our responsibility is to read the other information identified above when it becomes available and, in doing so, consider whether the other information is materially inconsistent with the consolidated financial statements or our knowledge obtained during the course of our audit or otherwise appears to be materially misstated. Other information so far as it relates to the subsidiary is traced from its financial statements audited by the other auditors.

When we read other information, if we conclude that there is a material misstatement therein, we are required to communicate the matter to those charged with governance and describe actions applicable in the applicable laws and regulations.

RESPONSIBILITIES OF MANAGEMENT AND THOSE CHARGED WITH GOVERNANCE FOR THE CONSOLIDATED FINANCIAL STATEMENTS

The Holding Company's Board of Directors is responsible for the matters stated in section 134(5) of the Act with respect to the preparation of these consolidated financial statements that give a true and fair view of the consolidated financial position, consolidated financial performance, consolidated total comprehensive income, consolidated changes in equity and consolidated cash flows of the group in accordance with the Ind AS and other accounting principles generally accepted in India. The respective Board of Director of the companies included in the Group are responsible for maintenance of adequate accounting records in accordance with the provisions of the Act for safeguarding the assets of the group and for preventing and detecting frauds and other irregularities; selection and application of appropriate accounting policies; making judgments and estimates that are reasonable and prudent; and design, implementation and maintenance of adequate internal financial controls, that were operating effectively for ensuring the accuracy and completeness of the accounting records, relevant to the preparation and presentation of the consolidated financial statements that give a true and fair view and are free from material misstatement, whether due to fraud or error which have been used for the purpose of preparation of the consolidated financial statements by the Directors of the Holding Company, as aforesaid..

In preparing the consolidated financial statements, respective Board of Directors of the companies included in the group are responsible for assessing the Group's ability to continue as a going concern, disclosing, as applicable, matters related to going concern and using the going concern basis of accounting unless management either intends to liquidate the company or to cease operations, or has no realistic alternative but to do so.

The respective Board of Directors are responsible for overseeing the Group's financial reporting process.

AUDITOR'S RESPONSIBILITIES FOR THE AUDIT OF THE CONSOLIDATED FINANCIAL STATEMENTS

Our objectives are to obtain reasonable assurance about whether the consolidated financial statements as a whole are free from material misstatement, whether due to fraud or error, and to issue an auditor's report that includes our opinion. Reasonable assurance is a high level of assurance, but is not a guarantee that an audit conducted in accordance with SAs will always detect a material misstatement when it exists. Misstatements can arise from fraud or error and are considered material if, individually or in the aggregate, they could reasonably be expected to influence the economic decisions of users taken on the basis of these consolidated financial statements. As part of an audit in accordance with SAs, we exercise professional judgment and maintain professional skepticism throughout the audit. We also:

- Identify and assess the risks of material misstatement of the consolidated financial statements, whether due to fraud or error, design and perform audit procedures responsive to those risks, and obtain audit evidence that is sufficient and appropriate to provide a basis for our opinion. The risk of not detecting a material misstatement resulting from fraud is higher than for one resulting from error, as fraud may involve collusion, forgery, intentional omissions, misrepresentations, or the override of internal control.

- Obtain an understanding of internal financial controls relevant to the audit in order to design audit procedures that are appropriate in the circumstances. Under section 143(3)(i) of the Act, we are also responsible for expressing our opinion on whether the Company has adequate internal financial controls system in place and the operating effectiveness of such controls.
- Evaluate the appropriateness of accounting policies used and the reasonableness of accounting estimates and related disclosures made by management and Board of Directors.
- Conclude on the appropriateness of management's use of the going concern basis of accounting and, based on the audit evidence obtained, whether a material uncertainty exists related to events or conditions that may cast significant doubt on the Company's ability to continue as a going concern. If we conclude that a material uncertainty exists, we are required to draw attention in our auditor's report to the related disclosures in the consolidated financial statements or, if such disclosures are inadequate, to modify our opinion. Our conclusions are based on the audit evidence obtained up to the date of our auditor's report. However, future events or conditions may cause the Company to cease to continue as a going concern.
- Evaluate the overall presentation, structure and content of the consolidated financial statements, including the disclosures, and whether the consolidated financial statements represent the underlying transactions and events in a manner that achieves fair presentation.

Materiality is the magnitude of misstatements in the consolidated financial statements that, individually or in aggregate, makes it probable that the economic decisions of a reasonably knowledgeable user of the financial statements may be influenced. We consider quantitative materiality and qualitative factors in (i) planning the scope of our audit work and in evaluating the results of our work; and (ii) to evaluate the effect of any identified misstatements in the financial statements.

We communicate with those charged with governance regarding, among other matters, the planned scope and timing of the audit and significant audit findings, including any significant deficiencies in internal control that we identify during our audit.

We also provide those charged with governance with a statement that we have complied with relevant ethical requirements regarding independence, and to communicate with them all relationships and other matters that may reasonably be thought to bear on our independence, and where applicable, related safeguards.

From the matters communicated with those charged with governance, we determine those matters that were of most significance in the audit of the consolidated financial statements of the current period and are therefore the key audit matters. We describe these matters in our auditor's report unless law or regulation precludes public disclosure about the matter or when, in extremely rare circumstances, we determine that a matter should not be communicated in our report because the adverse consequences of doing so would reasonably be expected to outweigh the public interest benefits of such communication.

OTHER MATTERS:

The consolidated Financial statements include the audited Financial statements of one subsidiary company, whose Financial Statements reflect Group's share of total Assets of ₹ 13,506.00 Lakhs and Liabilities of ₹ 3,004.14 Lakhs as at 31st March, 2022, Group's share of total revenue of ₹ 3,895.59 Lakhs and ₹ 12,431.71 Lakhs and Group's share of total net profit after tax of ₹ 186.60 Lakhs and ₹ 916.32 Lakhs for the quarter ended 31st March, 2022 and for the period from 1st April, 2021 to 31st March, 2022 respectively, as considered in the consolidated financial Statement, which have been audited by their respective independent auditors. The independent auditors' reports on financial statements of these entities have been furnished to us and our opinion on the consolidated Financial statements, in so far as it relates to the amounts and disclosures included in respect of these entities, is based solely on the report of such auditors and the procedures performed by us are as stated in paragraph above.

Our opinion on the consolidated Financial Statements is not modified in respect of the above matters with respect to our reliance on the work done and the reports of the other auditors.

REPORT ON OTHER LEGAL AND REGULATORY REQUIREMENTS

I. As required by Section 143 (3) of the Act, we report that:

   a) We have sought and obtained all the information and explanations which to the best of our knowledge and belief were necessary for the purposes of our audit.

b) In our opinion, proper books of account as required by law relating to preparation of the aforesaid consolidated financial statements have been kept so far as it appears from our examination of those books and the report of the other auditors.

c) The Consolidated Balance Sheet, the Consolidated Statement of Profit and Loss, the Consolidated Cash Flow Statement and Consolidated Statement of Changes in Equity dealt with by this Report are in agreement with the books of account.

d) In our opinion, the aforesaid Consolidated Ind AS Financial Statements comply with the Ind AS specified under Section 133 of the Act, read with Rule 3 of the Companies (Indian Accounting Standards) Rules, 2015.

e) On the basis of the written representations received from the directors of Holding company as on 31st March, 2022 taken on record by the Board of Directors, none of the directors is disqualified as on 31st March, 2022 from being appointed as a director in terms of Section 164 (2) of the Act.

f) With respect to the adequacy and operating effectiveness of the internal financial controls over financial reporting of the Group with reference to the Consolidated Financial Statements of the Holding Company and its subsidiaries incorporated in India, refer to our separate Report in **"Annexure A"** to this report.

g) With respect to the other matters to be included in the Auditor's Report in accordance with Rule 11 of the Companies (Audit and Auditors) Rules, 2014, in our opinion and to the best of our information and according to the explanations given to us:

i. The Group has disclosed the impact of pending litigations on its financial position in its Consolidated Financial Statements – Refer Note No. 26 to the Consolidated Financial Statements.

ii. The Group has made provision, as required under the applicable law or accounting standards, for material foreseeable losses, if any, on long term contracts including derivative contracts.

iii. There has been no delay in transferring amounts, required to be transferred, to the Investor Education and Protection Fund by the Group.

iv. A) The management has represented that, to the best of its knowledge and belief, other than as disclosed in notes to accounts, no funds have been advanced or loaned or invested (either from borrowed funds or share premium or any other sources or kind of funds) by the Group to in any other persons(s) or entity(ies), including foreign entities ("Intermediaries"), with the understanding, whether recorded in writing or otherwise, that the intermediary shall, whether, directly or indirectly lend or invest in other persons or entities identified in any manner whatsoever by or on behalf of the Group ("Ultimate Beneficiaries") or provide any guarantee, security or the like on behalf of Ultimate Beneficiaries.

B) The management has represented that, to the best of its knowledge and belief, other than as disclosed in notes to accounts, no funds have been received by the Group from any persons(s) or entity(ies), including foreign entities ("Funding Parties"), with the understanding, whether recorded in writing or otherwise, that the Group shall, whether, directly or indirectly lend or invest in other persons or entities identified in any manner whatsoever by or on behalf of the Funding Party ("Ultimate Beneficiaries") or provide any guarantee, security or the like on behalf of Ultimate Beneficiaries.

C) On the basis of audit procedures performed that have been considered reasonable and appropriate in the circumstances, nothing has come to our notice that has caused us to believe that the representations under sub-clause (i) and (ii) of Rule 11(e), as provided under (A) and (B) above, contain any material mis-statement.

v. The final dividend proposed in the previous year, declared and paid by the Company during the year is in accordance with section 123 of the Act, as applicable.

Company has not declared and paid any interim dividend during the year.

As stated in note 1 (under Statement of Changes to Equity) to the financial statements, the Board of Directors of the Company have proposed final dividend for the year which is subject to the approval of the members at the ensuing Annual General Meeting. The amount of dividend proposed is in accordance with section 123 of the Act, as applicable.

II. With respect to the matter to be included in the Auditors' Report under Section 197(16) of the Act:

In our opinion and according to the information and explanations given to us, the remuneration paid by the Group to its directors during the current year is in accordance with the provisions of Section 197 of the Act. The remuneration paid to any director is not in excess of the limit laid down under Section 197 of the Act. The Ministry of Corporate Affairs has not prescribed other details under Section 197(16) which are required to be commented upon by us.

For **G. D. Apte & Co.**
Chartered Accountants
Firm registration number: 100515W

Chetan R. Sapre
Partner
Membership No: 116952
UDIN:22116952AJWDUL4923

Place: Mumbai
Date : 30th May, 2022

ANNEXURE "A" TO THE INDEPENDENT AUDITORS' REPORT ON CONSOLIDATED FINANCIAL STATEMENTS OF SAVITA OIL TECHNOLOGIES LIMITED

(Referred to in paragraph II (f) under 'Report on Other Legal and Regulatory Requirements' of our report of even date to the members of Savita Oil Technologies Limited on the Consolidated Financial Statements for the year ended 31st March, 2022)

REPORT ON THE INTERNAL FINANCIAL CONTROLS OVER FINANCIAL REPORTING UNDER CLAUSE (I) OF SUB-SECTION 3 OF SECTION 143 OF THE COMPANIES ACT, 2013 ("THE ACT")

We have audited the internal financial controls over financial reporting of Savita Oil Technologies Limited ("the Holding Company") and its subsidiaries (the Holding Company and its subsidiaries together referred to as the "Group") as of 31st March, 2022 in conjunction with our audit of the Consolidated Financial Statements of the Company for the year ended on that date.

MANAGEMENT'S RESPONSIBILITY FOR INTERNAL FINANCIAL CONTROLS

The respective Board of Directors of the Holding Company and its subsidiary company are responsible for establishing and maintaining internal financial controls based on the internal control over financial reporting criteria established by the Group considering the essential components of internal control stated in the Guidance Note on Audit of Internal Financial Controls Over Financial Reporting ("the Guidance Note") issued by the Institute of Chartered Accountants of India (ICAI). These responsibilities include the design, implementation and maintenance of adequate internal financial controls that were operating effectively for ensuring the orderly and efficient conduct of its business, including adherence to respective company's policies, the safeguarding of its assets, the prevention and detection of frauds and errors, the accuracy and completeness of the accounting records, and the timely preparation of reliable financial information, as required under the Companies Act, 2013.

AUDITORS' RESPONSIBILITY

Our responsibility is to express an opinion on the internal financial controls over financial reporting of the holding company and its subsidiaries based on our audit. We conducted our audit in accordance with the Guidance Note and the Standards on Auditing issued by the ICAI and deemed to be prescribed under Section 143(10) of the Companies Act, 2013, to the extent applicable to an audit of internal financial controls. Those Standards and the Guidance Note require that we comply with ethical requirements and plan and perform the audit to obtain reasonable assurance about whether adequate internal financial controls over financial reporting was established and maintained and if such controls operated effectively in all material respects.

Our audit involves performing procedures to obtain audit evidence about the adequacy of the internal financial controls system over financial reporting and their operating effectiveness. Our audit of internal financial controls over financial reporting included obtaining an understanding of internal financial controls over financial reporting, assessing the risk that a material weakness exists, and testing and evaluating the design and operating effectiveness of internal control based on the assessed risk. The procedures selected depend on the auditor's judgment, including the assessment of the risks of material misstatement of the Consolidated Financial Statements, whether due to fraud or error.

We believe that the audit evidence we have obtained and the audit evidence obtained by the other auditors in terms of their reports referred to in the other matters paragraph below, is sufficient and appropriate to provide a basis for our audit opinion on the respective Company's internal financial controls system over financial reporting.

MEANING OF INTERNAL FINANCIAL CONTROLS OVER FINANCIAL REPORTING

A company's internal financial control over financial reporting is a process designed to provide reasonable assurance regarding the reliability of financial reporting and the preparation of Consolidated Financial Statements for external purposes in accordance with generally accepted accounting principles. A company's internal financial control over financial reporting includes those policies and procedures that

(1) pertains to the maintenance of records that, in reasonable detail, accurately and fairly reflect the transactions and dispositions of the assets of the company;

(2) provide reasonable assurance that transactions are recorded as necessary to permit preparation of Consolidated Financial Statements in accordance with generally accepted accounting principles, and that receipts and expenditures of the company are being made only in accordance with authorizations of management and directors of the company; and

(3) provide reasonable assurance regarding prevention or timely detection of unauthorized acquisition, use, or disposition of the company's assets that could have a material effect on the Consolidated Financial Statements.

INHERENT LIMITATIONS OF INTERNAL FINANCIAL CONTROLS OVER FINANCIAL REPORTING

Because of the inherent limitations of internal financial controls over financial reporting, including the possibility of collusion or improper management override of controls, material misstatements due to error or fraud may occur and not be detected. Also, projections of any evaluation of the internal financial controls over financial reporting to future periods are subject to the risk that the internal financial control over financial reporting may become inadequate because of changes in conditions, or that the degree of compliance with the policies or procedures may deteriorate.

OPINION

In our opinion, to the best of our information and according to the explanations given to us, the Holding Company and its subsidiary Companies have, in all material respects, an adequate internal financial controls system over financial reporting and such internal financial controls over financial reporting were operating effectively as of 31st March, 2022, based on the internal control over financial reporting criteria established by the respective Companies considering the essential components of internal control stated in the Guidance Note issued by the ICAI.

We have considered the matter described and reported above in determining the nature, timing and extent of audit tests applied in our audit of the 31st March, 2021 consolidated financial statements of the Company

OTHER MATTERS

Our aforesaid report under Section 143(3)(i) of the Act on the adequacy and operating effectiveness of the internal financial controls over financial reporting insofar as it relates to a subsidiary company, which are companies incorporated in India, is based on the corresponding reports of the auditors of such companies.

Our opinion is not modified in respect of the above matter.

For **G. D. Apte & Co.**
Chartered Accountants
Firm registration number: 100515W

Chetan R. Sapre
Partner
Membership No: 116952
UDIN:22116952AJWDUL4923

Place: Mumbai
Date : 30th May, 2022

Consolidated Balance Sheet

as at 31st March, 2022

₹ in Lakhs

Particulars	Notes	As at 31st March, 2022	As at 31st March, 2021
A. ASSETS			
1. Non-current Assets			
a. Property, Plant and Equipments	3	17,457.65	18,397.35
b. Capital Work-in-Progress	3	476.43	158.08
c. Investment Property	4	836.32	879.10
d. Other Intangible Assets	5	131.45	74.01
e. Financial Assets	6		
(i) Investments	6.1	8,370.24	5,658.74
(ii) Loans	6.3	24.19	10.29
(iii) Others	6.4	77.85	84.64
f. Other Non-current Assets	8	432.02	427.56
2. Current Assets			
a. Inventories	7	59,078.17	63,121.34
b. Financial Assets	6		
(i) Investments	6.1	38,467.10	23,175.70
(ii) Trade Receivables	6.2	59,021.29	56,349.23
(iii) Cash and cash equivalents	6.5	6,006.88	6,451.44
(iv) Bank balances other than (iii) above	6.6	778.60	1,641.99
(v) Loans	6.3	37.08	29.77
(vi) Others	6.4	397.44	614.10
c. Current Tax Assets (Net)	15	1,497.48	1,487.19
d. Other Current Assets	8	5,825.20	6,633.60
e. Assets classified as held for sale		-	-
Total Assets		**1,98,915.39**	**1,85,194.14**
B. EQUITY AND LIABILITIES			
Equity			
a. Equity Share Capital	9	1,382.01	1,407.11
b. Other Equity	10	1,24,405.15	1,04,845.18
		1,25,787.16	**1,06,252.29**
Liabilities			
1. Non-current Liabilities			
a. Financial Liabilities	11		
(i) Borrowings	11.1	-	9.95
(ii) Lease liabilities	11.5	10.25	-
(iii) Other financial liabilities (other than those specified in (b) below)	11.4	-	-
b. Provisions	12	715.42	641.52
c. Deferred Tax Liabilities (Net)	13	378.85	496.08
d. Other Non-current Liabilities	14	-	0.33
2. Current Liabilities			
a. Financial Liabilities	11		
(i) Borrowings	11.2	-	-
(ii) Lease liabilities	11.5	5.31	-
(iii) Trade Payables			
Total outstanding dues of micro enterprises and small enterprises	11.3	1,268.36	1,608.64
Total outstanding dues of creditors other than micro enterprises and small enterprises	11.3	62,040.91	56,318.42
(iv) Other Financial Liabilities (other than those specified in (c) below)	11.4	1,793.06	14,360.04
b. Other Current Liabilities	14	5,963.51	4,609.51
c. Provisions	12	123.88	416.73
d. Current Tax Liabilities (Net)	15	828.68	480.63
Total Equity and Liabilities		**1,98,915.39**	**1,85,194.14**
Significant Accounting Policies	2		
The accompanying notes are an integral part of the financial statements.			

As per our report of the even date

For **G. D. Apte & Co.**
Chartered Accountants
Firm's Registration No.: 100515W

Chetan R. Sapre
Partner
Membership No.: 116952

U.C. Rege
Company Secratary & Executive VP Legal

S.M. Dixit
(DIN: 02359138)
Chief Financial Officer and Whole-time Director

Mumbai
30th May, 2022

For and on behalf of the Board

G.N. Mehra (DIN: 00296615) Chairman and Managing Director
S.G. Mehra (DIN: 06454215) Whole-time Director
R.N. Pisharody (DIN: 01875848) Non-Executive Independent Director
M.C. Dalal (DIN: 00087178) Non-Executive Independent Director

Consolidated Statement of Profit and Loss

for the year ended 31st March, 2022

₹ in Lakhs

Particulars	Notes	Year ended 31st March, 2022	Year ended 31st March, 2021
INCOME			
Revenue from Operations	16	2,93,821.54	2,00,120.20
Other Income	17	3,097.27	3,921.95
Total Income		**2,96,918.81**	**2,04,042.15**
EXPENDITURE			
Cost of Materials Consumed	18	2,24,456.21	1,37,289.76
Purchase of Stock-in-trade	19	3,304.96	4,125.94
Changes in inventories of finished goods, work-in-progress and stock-in-trade	20	(575.62)	(1,124.92)
Employee Benefits Expense	21	7,866.21	6,985.14
Finance Costs	22	1,929.62	939.00
Depreciation and Amortisation Expense	23	2,130.58	2,106.73
Other Expenses	24	22,965.26	21,720.97
Total Expenditure		**2,62,077.22**	**1,72,042.62**
Profit for the year before tax		**34,841.59**	**31,999.53**
Tax Expenses			
Current Tax	33	8,901.31	8,207.84
Deferred Tax	33	(117.23)	77.99
Provision for taxation no longer required	33	8.50	(5.90)
Total Tax Expenses		8,792.58	8,279.93
Profit for the year from continuing operations		**26,049.01**	**23,719.60**
Other Comprehensive Income			
Items that will not be reclassified to profit or loss:			
i) Re-measurement gains / (losses) on defined benefit plans	34	(64.82)	(90.75)
ii) Income tax related to such items	34	16.31	22.84
Total Comprehensive Income for the year		**26,000.50**	**23,651.69**
Basic and Diluted earnings per share in ₹ (face value of ₹ 10 each)		188.09	168.57
Significant Accounting Policies	2		
The accompanying notes are an integral part of the financial statements.			

As per our report of the even date

For **G. D. Apte & Co.**
Chartered Accountants
Firm's Registration No.: 100515W

Chetan R. Sapre
Partner
Membership No.: 116952
Mumbai
30th May, 2022

U.C. Rege
Company Secratary
& Executive VP Legal

S.M. Dixit
(DIN: 02359138)
Chief Financial Officer and
Whole-time Director

For and on behalf of the Board

G.N. Mehra (DIN: 00296615) Chairman and Managing Director
S.G. Mehra (DIN: 06454215) Whole-time Director
R.N. Pisharody (DIN: 01875848) Non-Executive Independent Director
M.C. Dalal (DIN: 00087178) Non-Executive Independent Director

Consolidated Statement of Changes in Equity

for the year ended 31st March, 2022

EQUITY SHARE CAPITAL

₹ in Lakhs

Balance as at 1st April, 2020	1,407.11
Changes in equity share capital during the year (Refer note 9(d))	-
Balance as at 31st March, 2021	1,407.11
Changes in equity share capital during the year	(25.10)
Balance as at 31st March, 2022	**1,382.01**

OTHER EQUITY

₹ in Lakhs

Particulars	Reserves and Surplus						Other Comprehensive Income	Total Amount
	Capital Reserve - Forfeited Shares	Capital Reserve - Others	Share Premium Reserve	Capital Redemption Reserve	General Reserve	Retained Earnings		
Balance at 1st April, 2020	**0.35**	**(12,276.17)**	**20.00**	**253.10**	**14,920.03**	**78,504.26**	**(228.08)**	**81,193.49**
Profit for the year	-	-	-	-	-	23,719.60	-	23,719.60
Other comprehensive income	-	-	-	-	-	-	(67.91)	(67.91)
Total comprehensive income for the year	0.35	(12,276.17)	20.00	253.10	14,920.03	1,02,223.86	(295.99)	1,04,845.18
Transfer from retained earnings / Transfer to General Reserve	-	-	-	-	100.00	(100.00)	-	-
Balance at 31st March, 2021	**0.35**	**(12,276.17)**	**20.00**	**253.10**	**15,020.03**	**1,02,123.86**	**(295.99)**	**1,04,845.18**
Profit for the year	-	-	-	-	-	26,049.01	-	26,049.01
Other comprehensive income	-	-	-	-	-	-	(48.51)	(48.51)
Total comprehensive income for the year	0.35	(12,276.17)	20.00	253.10	15,020.03	1,28,172.87	(344.50)	1,30,845.68
Dividend for 2020-21 (amount per share ₹ 15)	-	-	-	-	-	(2,133.01)	-	(2,133.01)
Tax on buy back of equity shares	-	-	-	-	-	(818.62)	-	(818.62)
Utilisation for Buy-back of equity shares (Refer note 9(d))	-	-	-	-	(3,488.90)	-	-	(3,488.90)
Transfer from General Reserve / Transfer to Capital Redemption Reserve (Refer note 9(d))	-	-	-	25.10	(25.10)	-	-	-
Transfer from retained earnings / Transfer to General Reserve	**-**	**-**	**-**	**-**	**-**	**-**	**-**	**-**
Balance at 31st March, 2022	**0.35**	**(12,276.17)**	**20.00**	**278.20**	**11,506.03**	**1,25,221.24**	**(344.50)**	**1,24,405.15**

The Board of Directors have recommended dividend @ 250 %, i.e., ₹ 25 per Equity Share (face value ₹ 10 each) aggregating to ₹ 3,455.02 Lakhs for the year ended 31st March, 2022.

Consolidated Statement of Changes in Equity

for the year ended 31st March, 2022

.

Capital Reserve - Others	:	This reserve represents compensation received for breach of contract during the year 1994-95.
Capital Redemption Reserve	:	This reserve is created u/s 69 of the Companies Act, 2013 by transferring an amount equal to the nominal value of shares bought back by the Group. The same is permitted to be used for issuing fully paid bonus shares.
General Reserve	:	General reserve forms part of the retained earnings and is permitted to be distributed to shareholders as dividend.
Retained Earnings	:	This represents profits remaining after all appropriations. This is a free reserve and can be used for distribution as dividend.

As per our report of the even date

For **G. D. Apte & Co.**
Chartered Accountants
Firm's Registration No.: 100515W

Chetan R. Sapre

Partner

Membership No.: 116952

Mumbai
30th May, 2022

U.C. Rege

Company Secratary
& Executive VP Legal

S.M. Dixit
(DIN: 02359138)
Chief Financial Officer and
Whole-time Director

For and on behalf of the Board

G.N. Mehra (DIN: 00296615) Chairman and Managing Director
S.G. Mehra (DIN: 06454215) Whole-time Director
R.N. Pisharody (DIN: 01875848) Non-Executive Independent Director
M.C. Dalal (DIN: 00087178) Non-Executive Independent Director

Consolidated Cash Flow Statement

for the year ended 31st March, 2022

₹ in Lakhs

Particulars		2021-2022	2020-2021
A.	**Cash Flow from Operating Activities :**		
	Profit before tax from continuing operations	34,841.59	31,999.53
	Adjustments for -		
	Depreciation on property, plant and equipment and investment property	2,108.54	2,083.06
	Amortisation on intangible assets	22.04	23.66
	Finance costs	1,874.67	892.48
	(Profit) / loss on sale of property, plant and equipment (net)	(10.38)	(2.22)
	(Profit) / loss on sale of non-current investments (net)	(266.00)	(71.32)
	(Profit) / loss on sale of current investments (net)	(373.09)	(948.73)
	(Gain) / Diminution in the value of non-current investments	(731.96)	(1,433.18)
	(Gain) / Diminution in the value of current investments	(527.16)	(118.72)
	Interest income	(112.35)	(125.35)
	Dividend income	(41.50)	(4.04)
	Bad debts, provision for doubtful debts and advances	468.40	882.87
	Unrealised exchange loss / (gain) (net)	86.31	274.39
	Operating profit before working capital changes	37,339.11	33,452.43
	Changes in working capital:		
	Increase / (Decrease) in trade payables	5,149.59	5,601.55
	Increase / (Decrease) in long-term provisions	73.90	98.63
	Increase / (Decrease) in short-term provisions	(357.67)	(66.29)
	Increase / (Decrease) in other current liabilities	1,251.85	1,924.32
	(Increase) / Decrease in trade receivables	(2,994.59)	(4,264.25)
	(Increase) / Decrease in inventories	4,043.17	(14,497.59)
	(Increase) / Decrease in long-term loans and advances	(11.56)	(98.95)
	(Increase) / Decrease in short-term loans and advances	901.52	(935.58)
	(Increase) / Decrease in other current assets	3.55	3.76
	Cash generated from operations	45,398.87	21,218.04
	Interest received	23.63	65.35
	Income tax paid	(8,555.73)	(7,897.29)
	Net cash from Operating Activities	**36,866.77**	**13,386.10**
B.	**Cash Flow from Investing Activities:**		
	Additions to property, plant and equipment, investment property and CWIP	(1,438.48)	(1,067.20)
	Additions to intangible assets	(79.47)	(1.73)
	Sale of property, plant and equipment	21.79	10.26
	Purchase of non-current investments	(15,001.01)	(2,657.18)
	Purchase of current investments	(88,336.42)	(1,01,932.08)

Consolidated Cash Flow Statement

for the year ended 31st March, 2022

₹ in Lakhs

Particulars	2021-2022	2020-2021
Sale of Non-current investments	904.75	593.35
Sale of current investments	73,872.93	96,798.39
Interest received	77.10	66.24
Dividend received	41.50	4.04
Net cash used in Investing Activities	**(29,937.31)**	**(8,185.91)**
C. Cash Flow from Financing Activities:		
Principal payment of lease liabilities	(1.80)	-
Repayment of long-term borrowings	(35.71)	-
Transfer to other banks balance (FDs)	-	28.41
Repayment of short-term borrowings	-	(90.33)
Shares bought back	(3,514.00)	-
Tax on Shares bought back	(818.62)	-
(Increase) / Decrease in earmarked bank balances (net)	863.39	(911.36)
Interest paid	(1,862.51)	(926.32)
Dividend paid	(2,135.18)	(31.23)
Net cash used in Financing Activities	**(7,504.43)**	**(1,930.83)**
Net Increase / (Decrease) in Cash and Cash Equivalents	**(574.97)**	**3,269.36**
Cash and Cash Equivalents - Beginning of the year	**6,451.43**	**3,214.53**
Unrealised exchange fluctuation	130.42	(32.44)
Cash and Cash Equivalents - End of the year (Refer Note 6.5)	**6,006.88**	**6,451.44**
Net Cash and Cash Equivalents	**574.97**	**(3,269.36)**

Notes:

1) Cash flow statement has been prepared under the indirect method as set out in Ind AS - 7 specified under Section 133 of the Companies Act, 2013.

2) Previous year's figures have been regrouped / rearranged wherever necessary to make them comparable with those of current year.

As per our report of the even date

For **G. D. Apte & Co.**
Chartered Accountants
Firm's Registration No.: 100515W

Chetan R. Sapre
Partner
Membership No.: 116952

U.C. Rege
Company Secratary
& Executive VP Legal

S.M. Dixit
(DIN: 02359138)
Chief Financial Officer and
Whole-time Director

Mumbai
30th May, 2022

For and on behalf of the Board

G.N. Mehra (DIN: 00296615) Chairman and Managing Director
S.G. Mehra (DIN: 06454215) Whole-time Director
R.N. Pisharody (DIN: 01875848) Non-Executive Independent Director
M.C. Dalal (DIN: 00087178) Non-Executive Independent Director

Notes

to Consolidated Financial Statements for the year ended 31st March, 2022

1. CORPORATE INFORMATION

The Consolidated Financial Statements comprise financial statements of Savita Oil Technologies Limited ("the Holding Company" or "the Company") and its subsidiaries (collectively referred to as "the Group") for the year ended 31st March, 2022.

The Company is a Public Limited Company incorporated under the Companies Act, 1956 and domiciled in India. Its equity shares are listed on the Bombay Stock Exchange (BSE) and National Stock Exchange (NSE).

The Group is principally engaged in two segments, namely, manufacturing of petroleum speciality products and generation of electricity through wind power plants.

Authorisation of financial statements

The consolidated financial statements were authorised for issue in accordance with a resolution of the Board of Directors passed on 30th May, 2022.

2. SIGNIFICANT ACCOUNTING POLICIES

This note provides a list of the significant accounting policies adopted in the preparation and presentation of these consolidated financial statements.

A. Basis of preparation of consolidated financial statements

i. Compliance with Ind AS

The consolidated financial statements have been prepared to comply, in all material aspects, with the Indian Accounting Standards (Ind AS) notified under Section 133 of the Companies Act, 2013, read with Companies (Indian Accounting Standards) Rules, 2015 and the relevant provisions of the Companies Act, 2013 .

ii. Busniess Combination

Business combinations involving entities that are controlled by the group are accounted for using the pooling of interests method as follows:

- The assets and liabilities of the combining entities are reflected at their carrying amounts.
- No adjustments are made to reflect fair values, or recognise any new assets or liabilities.

Adjustments are only made to harmonise accounting policies. The balance of the reserves appearing in the financial statements of the acquiree is aggregated with the corresponding balance appearing in the financial statements of the acquiror or is adjusted against general reserve.

- The identity of the reserves are preserved and the reserves of the acquiree become the reserves of the acquiror.
- The difference, if any, between the amounts recorded as share capital issued plus any additional consideration in the form of cash or other assets and the amount of share capital of the acquiree is transferred to capital reserve and is presented separately from other capital reserves.
- The financial information in the financial statements in respect of prior periods is restated as if the business combination had occurred from the beginning of the preceding period in the financial statements, irrespective of the actual date of combination. However, where the business combination had occured after that date, the prior period information is restated only from that date.

Business combinations (between entities not having common Control) are accounted for using the acquisition method.

The consideration is measured at the fair value of the assets transferred, equity instruments issued and liabilities incurred or assumed on the date of acquisition, which is the date on which control is achieved by the Company. The cost of acquisition also includes the fair value of any contingent consideration. Identifiable assets acquired, and liabilities and contingent liabilities assumed in a business combination are measured initially at their fair value on the date of acquisition.

Goodwill is measured as the excess of the sum of the consideration transferred, the amount of

Notes

to Consolidated Financial Statements for the year ended 31st March, 2022

any non-controlling interest in the acquiree, and the fair value of the acquiror's previously held equity interest in the acquiree (if any) over the net acquisition date amounts of the identifiable assets acquired and the liabilities assumed.

When a business combination is achieved in stages, the Company's previously held equity interest in the acquiree is remeasured to its acquisition date fair value and the resulting gain or loss, if any, is recognised in profit or loss. Amounts arising from interests in the acquiree prior to the acquisition date that have previously been recognised in other comprehensive income are reclassified to profit or loss where such treatment would be appropriate if that interest were disposed off.

iii. Principals of Consolidation

a) The financial statements relate to the Group, comprising of Consolidated Balance Sheet, Consolidated Statement of Profit and Loss, Consolidated Statement of Changes in Equity and Statement of Consolidated Cash Flows together with the consolidated notes have been prepared in accordance with Indian Accounting Standards (Ind AS) notified under the Companies (Indian Accounting Standards) Rules, 2015 as amended by Companies (Indian Accounting standards) (Amendment) Rules, 2016.

b) The financial statements of the Company and its subsidiary companies are combined on a line-by-line basis by adding together the book values of like items of assets, liabilities, income and expenses, after fully eliminating intra-group balances and intra-group transactions in accordance with Ind-AS 110 "Consolidated Financial Statements". A Subsidiary is an entity controlled by the Parent. The Parent controls an entity when it is exposed to or has rights to, variable returns from its involvement with the entity and has the ability to affect those returns through its power over the entity. The financial statements of subsidiary are included in the Consolidated Financial Statements from the date on which control commences as per Ind AS until the date on which control ceases.

c) The difference between the cost of investment in the subsidiaries, over the net assets at the time of acquisition of shares in the subsidiaries is recognised in the financial statements as Goodwill or Capital Reserve, as the case may be.

d) The difference between the proceeds from disposal of investment in subsidiaries and the carrying amount of its assets less liabilities as on the date of disposal is recognised in the consolidated Statement of Profit and Loss being the profit or loss on disposal of investment in subsidiary.

e) Share of Minority Interest in net profit / loss of the consolidated subsidiaries for the year is identified and adjusted against the profit / loss of the group in order to arrive at the net profit loss attributable to shareholders of the Company.

f) Share of Minority Interest in net assets of the consolidated subsidiaries is identified and presented in the consolidated balance sheet separate from liabilities and the equity of the Company's shareholders.

g) As far as possible, the consolidated financial statements are prepared using uniform accounting policies for like transactions and other events in similar circumstances and are presented in the same manner as the Parent Company's separate financial statements.

iv. Classification of assets and liabilities

All assets and liabilities have been classified as current or non-current based on the Group's normal operating cycle and other criteria set out in the Schedule III to the Companies Act, 2013. Deferred tax assets and liabilities are classified as non-current on net basis.

For the above purposes, the Group has determined the operating cycle as twelve months based on the nature of products and the time between the acquisition of inputs for manufacturing and their realisation in cash and cash equivalents.

Notes

to Consolidated Financial Statements for the year ended 31st March, 2022

iv. Historical cost convention

The financial statements have been prepared on going concern basis under the historical cost convention except:

(a) certain financial instruments (including derivative instruments) and

(b) defined benefit plans

which are measured at fair value at the end of each reporting period, as explained in the accounting policies below.

v. Functional and presentation currency

The Group's functional and presentation currency is Indian Rupee (₹). All amounts disclosed in the consolidated financial statements and notes have been rounded off to the nearest Lakhs (₹ Lakhs), except otherwise indicated.

vi. Fair value measurement

The Group measures certain financial assets and financial liabilities including derivatives and defined benefit plans at fair value.

Fair value is the price that would be received to sell an asset or paid to transfer a liability in an orderly transaction between market participants at the measurement date. The fair value measurement is based on the presumption that the transaction to sell the asset or transfer the liability takes place either

- in the principal market for the asset or liability or
- in the absence of a principal market, in the most advantageous market for the asset or liability.

The fair value of an asset or a liability is measured using the assumptions that market participants would use when pricing the asset or liability, assuming that market participants act in their best economic interest.

All assets and liabilities for which fair value is measured or disclosed in the financial statements are categorised within the fair value hierarchy, described as follows, based on the lowest level input that is significant to the fair value measurement as a whole:

Level 1 — Quoted (unadjusted) market prices in active markets for identical assets or liabilities.

Level 2 — Valuation techniques for which the lowest level input that is significant to the fair value measurement is directly or indirectly observable.

Level 3 — Valuation techniques for which the lowest level input that is significant to the fair value measurement is unobservable.

For assets and liabilities that are recognised in the consolidated financial statements on a recurring basis, the Group determines whether transfers have occurred between levels in the hierarchy by re-assessing categorisation (based on the lowest level input that is significant to the fair value measurement as a whole) at the end of each reporting period.

B. Property, plant and equipment

(i) Freehold land is carried at historical cost and all other property, plant and equipment are shown at cost (net of adjustable taxes) less accumulated depreciation and, accumulated impairment losses. The cost of an asset comprises of its purchase price, non refundable / adjustable purchase taxes and any costs directly attributable to bringing the asset into the location and condition necessary for it to be capable of operating in the manner intended by the management, the initial estimate of any decommissioning obligation, if any, and, for assets that necessarily take a substantial period of time to get ready for their intended use, finance costs. The purchase price is the aggregate amount paid and the fair value of any other consideration given to acquire the asset. The cost also includes trial run cost and other operating expenses such as freight, installation charges etc. The projects under construction are carried at costs comprising of costs directly attributable to bringing the asset to the location and condition necessary for it to be capable of operating in the manner intended by management and attributable borrowing costs.

Notes

to Consolidated Financial Statements for the year ended 31st March, 2022

(ii) Stores and spares which meet the definition of property, plant and equipment and satisfy the recognition criteria of Ind AS 16 are capitalised as property, plant and equipment.

(iii) When significant parts of plant and equipment are required to be replaced at intervals, the Group depreciates them separately based on their specific useful lives.

(iv) An item of property, plant and equipment and any significant part initially recognised is derecognised upon disposal or when no future economic benefits are expected from its use or disposal. Any gain or loss arising on derecognition of the asset (calculated as the difference between the net disposal proceeds and the carrying amount of the asset or significant part) is included in the Statement of Profit and Loss when the asset is derecognised.

(v) In line with the provisions of Schedule II to the Companies Act, 2013, the Group depreciates significant components of the main asset (which have different useful lives as compared to the main asset) based on the individual useful life of those components. Useful life for such components of property, plant and equipment has been assessed based on the historical experience and internal technical inputs.

(vi) Depreciation on property, plant and equipment is provided as per written down value method based on useful life prescribed under Schedule II to the Companies Act, 2013. The Group has assessed the estimated useful lives of its property, plant and equipment and has adopted the useful lives and residual value as prescribed in Schedule II. For certain property, plant and equipment, straight line method of depreciation is followed.

Depreciation on stores and spares specific to an item of property, plant and equipment is based on life of the related property, plant and equipment. In other cases, the stores and spares are depreciated over their estimated useful life based on the internal technical inputs.

(vii) The residual values and useful lives of property, plant and equipment are reviewed at each financial year end, and changes, if any, are accounted prospectively.

C. Investment property

Investment properties are properties held to earn rentals and / or for capital appreciation (including property under construction for such purpose). Investment properties are measured initially at cost, including transaction costs. Subsequent to initial recognition, investment properties are measured in accordance with the requirements of Ind AS 16 for cost model.

An investment property is derecognised upon disposal or when the investment property is permanently withdrawn from use and no future economic benefits are expected from the disposal. Any gain or loss arising on derecognition of the property is included in the Statement of Profit and Loss in the period in which the property is derecognised.

Depreciation on investment property is provided as per written down value method based on estimated useful life which is considered at 60 years based on internal technical inputs.

D. Intangible assets

Intangible assets acquired separately are measured on initial recognition at cost. Following initial recognition, intangible assets are carried at cost less any accumulated amortisation and accumulated impairment losses. Internally generated intangibles are not capitalised and the related expenditure is reflected in the Statement of Profit and Loss in the period in which the expenditure is incurred.

Licences and application softwares are classified as Intangible Assets collectively termed as Computer Softwares in the financial statements.

Notes

to Consolidated Financial Statements for the year ended 31st March, 2022

Estimated lives of Computer Software is 5 to 7 years.

E. Borrowing costs

Borrowing costs are charged to Statement of Profit and Loss except to the extent attributable to acquisition / construction of an asset that necessarily takes a substantial period of time to get ready for its intended use or sale.

Borrowing costs consist of interest and other costs that an entity incurs in connection with the borrowing of funds. Borrowing cost also includes exchange differences to the extent regarded as an adjustment to the borrowing costs.

F. Impairment of non-financial assets

At each balance sheet date, an assessment is made of whether there is any indication of impairment.

If any indication exists, or when annual impairment testing for an asset is required, the Group estimates the asset's recoverable amount. An asset's recoverable amount is the higher of an asset's or cash-generating unit's (CGU) fair value less costs of disposal and its value in use. Recoverable amount is determined for an individual asset, unless the asset does not generate cash inflows that are largely independent of those from other assets or groups of assets.

When the carrying amount of an asset or CGU exceeds its recoverable amount, the asset is considered impaired and is written down to its recoverable amount.

In assessing value in use, the estimated future cash flows are discounted to their present value using a pre-tax discount rate that reflects current market assessments of the time value of money and the risks specific to the asset. In determining fair value less costs of disposal, recent market transactions are taken into account. If no such transactions can be identified, an appropriate valuation model is used.

The Group bases its impairment calculation on detailed budgets and forecast calculations, which are prepared separately for each of the Group's CGUs to which the individual assets are allocated.

G. Non-current assets held for sale

Non-current assets classified as held for sale are measured at the lower of carrying amount and fair value less costs to sell.

Non-current assets are classified as held for sale if their carrying amounts will be recovered through a sale transaction rather than through continuing use. This condition is regarded as met only when the sale is highly probable and the asset is available for immediate sale in its present condition subject only to terms that are usual and customary for sale of such assets.

Property, plant and equipment and intangible assets are not depreciated or amortised once classified as held for sale.

H. Inventories

Raw and packing materials, fuels, stores and spares are valued at lower of weighted average cost and net realisable value. However, materials and other items held for use in the production of finished goods are not written down below cost if the finished products in which they will be incorporated are expected to be sold at or above cost. Cost of raw materials and stores and spares which do not meet the recognition criteria under property, plant and equipment is determined on a weighted average basis.

Work-in-progress and finished goods are valued at lower of weighted average cost and net realisable value. Cost includes direct materials, labour, other direct cost and manufacturing overheads based on normal operating capacity.

Traded Goods are valued at lower of weighted average cost and net realisable value.

Net realisable value is the estimated selling price in the ordinary course of business less estimated costs of completion and estimated costs necessary to make the sale.

Notes

to Consolidated Financial Statements for the year ended 31st March, 2022

I. Revenue recognition

The Group recognises revenue when the amount of revenue can be reliably measured and it is probable that future economic benefits will flow to the entity.

a) Revenue from contracts with customer

Sales are accounted on passing of significant risks, rewards and control of ownership attached to the goods to customers. Revenue from the sale of goods is measured at the fair value of the consideration received or receivable, net of returns, applicable discounts and allowances and is inclusive of excise duty wherever applicable.

Revenue from contracts with customers is recognised when the Group satisfies performance obligation by transferring promised goods and services (assets) to the customers. Performance obligations are satisfied when the customer obtains control of the goods. Any amount of income accrued but not billed to customers in respect of any contracts is recorded as a contract asset. Such contract assets are transferred to trade receivables on actual billing to customers. A contract liability is the obligation to transfer goods or services to a customer for which the Group has received consideration or an amount of consideration is due from the customer. Such contract liabilities are recognised as revenue when the Group performs under the contract.

Revenue is measured based on transaction price which is the fair value of the consideration received or receivable, stated net of discounts, returns and taxes. Transaction price is recognised based on the price specified in the contract. Accumulated experience is used to estimate and provide for the discounts / right of return, using the expected value method.

b) Processing income

Revenue from services is recognised as and when the services are rendered on proportionate completion method.

c) Rental income

Rental income arising from operating leases of investment properties is accounted for on a straight-line basis over the lease unless the payments are structured to increase in line with the expected general inflation to compensate for the lessor's expected inflationary cost increases and is included in other income in the Statement of Profit and Loss.

d) Incentives based on renewable energy generation

Incentives for renewable energy generation are recognised as income on passing of significant risks, rewards and control of ownership attached with such incentive.

e) Interest income

Interest income is recognised using the effective interest rate method. The effective interest rate is the rate that exactly discounts estimated future cash receipts through the expected life of the financial asset to the gross carrying amount of a financial asset. When calculating the effective interest rate, the Group estimates the expected cash flows by considering all the contractual terms of the financial instrument (for example, prepayment, extension, call and similar options) but does not consider the expected credit losses.

f) Dividend income

Dividends are recognised in the Statement of Profit and Loss only when the right to receive payment is established, the economic benefits associated with the dividend will flow to the Group and the amount of the dividend can be measured reliably.

g) Others

Income in respect of export incentives, insurance / other claims, etc. is recognised when it is reasonably certain that the ultimate collection will be made.

Notes

to Consolidated Financial Statements for the year ended 31st March, 2022

J. Expenditure on research and development

Revenue expenditure on Research and Development is charged to Statement of Profit and Loss under the appropriate heads of expenses. Expenditure relating to property, plant and equipment are capitalised under respective heads.

Development expenditure incurred on an individual project is recognised as an intangible asset when the Group can demonstrate the following :

a) the technical feasibility of completing the intangible asset so that it will be available for use or sale;

b) its intention to complete the asset;

c) its ability to use or sell the asset;

d) how the asset will generate future economic benefits;

e) the availability of adequate resources to complete the development and use or sell the asset and

f) the ability to measure reliably the expenditure attributable to the intangible asset during development.

K. Foreign currency transactions

Foreign currency transactions are translated into the functional currency using exchange rate prevailing on the date of transaction. Monetary assets and liabilities are translated at rate of exchange prevailing at the reporting date. The difference arising on settlement or translation on account of fluctuation in the rate of exchange is dealt within the Statement of Profit and Loss.

Foreign exchange differences regarded as an adjustment to borrowing costs are presented in the Statement of Profit and Loss, as finance costs. All other foreign exchange gains and losses are presented in the Statement of Profit and Loss on a net basis within other gains / (losses).

Non-monetary items that are measured in terms of historical cost in a foreign currency are translated using the exchange rates at the dates of the initial transactions.

L. Employee benefits

Short-term obligations

Short-term employee benefits (benefits which are payable within twelve months after the end of the period in which employees render service) are measured at an undiscounted amount in the Statement of Profit and Loss for the year in which the related services are rendered.

Post-employment obligations

The Group operates the following post-employment schemes

- defined benefit plan – gratuity, and
- defined contribution plan- provident fund.

Defined benefit plan – Gratuity obligation

Post-employment benefits (benefits which are payable on completion of employment) are measured on a discounted basis by the Projected Unit Credit Method on the basis of actuarial valuation carried out at each reporting data.

The liability or asset recognised in the Balance Sheet in respect of defined benefit gratuity plan is the present value of the defined benefit obligation at the end of the reporting period less fair value of plan assets.

Defined benefit costs are categorised as follows:

- service cost (including current service cost, past service cost, as well as gains and losses on curtailments and settlements);
- net interest expense or income; and
- re-measurement.

Changes in the present value of the defined benefit obligation resulting from plan amendments or curtailments are recognised immediately in the Statement of Profit and Loss as past service cost.

The net interest expense or income is included in employee benefit expense in the Statement of Profit and Loss.

Re-measurement gains and losses arising from experience adjustments and changes in actuarial assumptions are recognised in the period in

Notes

to Consolidated Financial Statements for the year ended 31st March, 2022

which they occur, directly in Other Comprehensive Income. They are included in retained earnings in the Statement of Changes in Equity and in the Balance Sheet.

Defined contribution plan

Contributions to Provident Fund are made in accordance with the statute and are recognised as an employee benefit expense when employees have rendered service entitling them to the contributions.

Other long-term employee benefit obligations

The eligible employees can accumulate unavailed privilege leave and are entitled to encash the same either while in employment, on termination or on retirement in accordance with the Group's policy. The present value of such unavailed leave is measured using the Projected Unit Credit Method, with actuarial valuations being carried out at each reporting date.The benefits are discounted using the market yields at the end of the reporting period that have terms approximating to the terms of the related obligation. Re-measurements as a result of experience adjustments and changes in actuarial assumptions are recognised in the Statement of Profit and Loss.

The obligations are presented as current liabilities in the Balance Sheet if the entity does not have an unconditional right to defer settlement for at least twelve months after the reporting period, regardless of when the actual settlement is expected to occur.

M. Leases

The determination of whether an arrangement is, or contains, a lease is based on the substance of the arrangement at the inception date, whether fulfillment of the arrangement is dependent on the use of a specific asset(s) or the arrangement conveys a right to use the asset, even if that right is not explicitly specified in an arrangement.

a) As a lessee

The Group, as a lessee, recognises a right-of-use asset and a corresponding lease liability for its leasing arrangements, if the contract conveys the right to control the use of an identified asset.

The contract conveys the right to control the use of an identified asset, if it involves the use of an identified asset and the Group has substantially all of the economic benefits from use of the asset and has right to direct the use of the identified asset.

The cost of the right-of-use asset shall comprise of the amount of the initial measurement of the lease liability adjusted for any lease payments made at or before the commencement date plus any initial direct costs incurred. The right-of-use assets is subsequently measured at cost less any accumulated depreciation, accumulated impairment losses, if any and adjusted for any remeasurement of the lease liability. The right-of-use assets is depreciated using the straight-line method from the commencement date over the shorter of lease term or useful life of right-of-use asset.

The Group measures the lease liability at the present value of the lease payments that are not paid at the commencement date of the lease. The lease payments are discounted using the interest rate implicit in the lease, if that rate can be readily determined. If that rate cannot be readily determined, the Group uses incremental borrowing rate.

For short-term and low value leases, the Group recognises the lease payments as an operating expense on a straight-line basis over the lease term.

b) As a Lessor

Rental income from operating leases is generally recognised on a straight-line basis over the period of the lease unless the rentals are structured to increase in line with expected general inflation to compensate for the Group's expected inflationary cost increases and is included in revenue in the Statement of Profit or Loss due to its operating nature.

Notes

to Consolidated Financial Statements for the year ended 31st March, 2022

N. Government grants

Government grants are recognised when there is reasonable assurance that the grant will be received and all attached conditions will be complied with.

The benefit of a government loan at a below market rate of interest is treated as a government grant, measured as the difference between proceeds received and the initial fair value of loan based on prevailing market interest rates.

Government grants are recognised in Statement of Profit and Loss on a systematic basis over the periods in which the Group recognises as expenses the related costs for which the grants are intended to compensate.

O. Taxation

Income tax expense comprises of current tax expense and the net change in the deferred tax asset or liability during the year. Current and deferred tax are recognised in the Statement of Profit or Loss, except when they relate to items that are recognised in other comprehensive income or directly in equity, in which case, the current and deferred tax are also recognised in other comprehensive income or directly in equity, respectively.

(a) Current Tax

Current tax expense is determined as the amount of tax payable in respect of taxable income for the year.

Income tax assets and liabilities are measured at the amount expected to be recovered from or paid to the taxation authorities. The tax rates and tax laws used to compute the amount are those that are enacted or substantively enacted, at the time of reporting.

(b) Deferred Tax

Deferred income tax is recognised using the balance sheet approach. Deferred income tax assets and liabilities are recognised for deductible and taxable temporary differences arising between the tax base of assets and liabilities and their carrying amount.

Deferred tax liabilities are recognised for all taxable temporary differences.

Deferred tax assets are recognised for all deductible temporary differences, the carry forward of unused tax credits and any unused tax losses. Deferred tax assets are recognised to the extent that it is probable that taxable profit will be available against which the deductible temporary differences, and the carry forward of unused tax credits and unused tax losses can be utilised.

The carrying amount of deferred tax assets is reviewed at each reporting date and reduced to the extent that it is no longer probable that sufficient taxable profit will be available to allow all or part of the deferred tax asset to be utilised. Unrecognised deferred tax assets are re-assessed at each reporting date and are recognised to the extent that it has become probable that future taxable profits will allow the deferred tax asset to be recovered.

Deferred tax assets and liabilities are measured at the tax rates that are expected to apply in the year when the asset is realised or the liability is settled, based on tax rates (and tax laws) that have been enacted or substantively enacted at the reporting date.

Deferred tax assets and deferred tax liabilities are off set if a legally enforceable right exists to set off current tax assets against current tax liabilities and the deferred taxes relate to the same taxable entity and the same taxation authority.

P. Segment reporting

The Chairman and Managing Director (CMD) of the Group is the Chief Operating Decision Maker (CODM). The CODM monitors the operating results of its business segments separately for the purpose of making decisions about resources allocation and performance assessment. Segment performance is evaluated based on profit or loss

Notes

to Consolidated Financial Statements for the year ended 31st March, 2022

and is measured consistently with profit or loss in the financial statements.

The operating segments have been identified on the basis of nature of products / service.

a) Segment revenue includes sales and other income directly attributable / allocable to segments including inter-segment revenue.

b) Expenses directly identifiable with / allocable to segments are considered for determining the segment results. Expenses which relate to the Group as a whole and not allocable to segments are included under unallocable expenditure.

c) Income which relates to the Group as a whole and not allocable to segments is included in un-allocable income.

d) Segment results include margins on inter-segment sales which are reduced in arriving at the profit before tax of the Group.

e) Segment assets and liabilities include those directly identifiable with the respective segments. Un-allocable assets and liabilities represent the assets and liabilities that relate to the Group as a whole and not allocable to any segment.

Q. Earnings per share

Basic earnings per share is calculated by dividing the net profit or loss for the year after tax attributable to equity shareholders by the weighted average number of equity shares outstanding during the year. The weighted average number of equity shares outstanding during the year is adjusted for events, if any, such as bonus issue, bonus elements in a rights issue to existing shareholders, shares split and reverse shares split (consolidation of shares). For the purpose of calculating diluted earnings per share, the net profit or loss for the year after tax attributable to equity shareholders and the weighted average number of equity shares outstanding during the year are adjusted for the effects of all dilutive potential equity shares.

R. Provisions and Contingent Assets / Liabilities

Provisions are recognised when the Company has a present obligation (legal or constructive) as a result of past events, for which it is probable that an outflow of resources will be required to settle the obligation and a reliable estimate of the amount can be made.

Provisions are measured at the present value of management's best estimate of the outflow required to settle the present obligation at the end of the reporting period. If the effect of the time value of money is material, provisions are discounted using a current pre-tax rate that reflects, when appropriate, the risks specific to the liability. When discounting is used, the increase in the provision due to the passage of time is recognised as a finance cost.

Contingent liabilities are disclosed in the case of:

- a present obligation arising from the past events, when it is not probable that an outflow of resources will be required to settle the obligation;
- a present obligation arising from the past events, when no reliable estimate is possible;
- a possible obligation arising from past events, unless the probability of outflow of resources is remote.

Contingent assets are not recognised but disclosed in the financial statements when an inflow of economic benefits is probable.

S. Financial instruments

Financial assets and financial liabilities are recognised when the Group becomes a party to the contractual provisions of the instruments.

I. Financial assets

A. Initial recognition and measurement :

Financial assets are initially measured at fair value. Transaction costs that are directly attributable to the acquisition of the financial asset [other than financial assets at fair value through profit or loss

Notes

to Consolidated Financial Statements for the year ended 31st March, 2022

(FVTPL)] are added to the fair value of the financial assets. Purchases or sales of financial assets that require delivery of assets within a time frame established by regulation or convention in the market place (regular way trades) are recognised on the trade date, i.e., the date that the Group commits to purchase or sell the asset.Transaction costs of financial assets carried at FVTPL are expensed in the Statement of Profit and Loss.

B. Subsequent measurement:

For purposes of subsequent measurement, financial assets are classified in the following categories:

(i) Debt instruments at amortised cost

A 'debt instrument' is measured at the amortised cost if both the following conditions are met:

a) The asset is held within a business model whose objective is to hold assets for collecting contractual cash flows, and

b) Contractual terms of the asset give rise on specified dates to cash flows that are solely payments of principal and interest (SPPI) on the principal amount outstanding.

After initial measurement, such financial assets are subsequently measured at amortised cost using the effective interest rate (EIR) method. Amortised cost is calculated by taking into account any discount or premium and fees or costs that are an integral part of the EIR. The EIR amortisation is included in finance income in the Statement of Profit and Loss. The losses arising from impairment are recognised in the Statement of Profit and Loss. This category generally applies to trade and other receivables.

(ii) Debt instruments included within the fair value through profit or loss (FVTPL) category are measured at fair value with all changes recognised in the Statement of Profit and Loss.

(iii) Equity instruments

All equity instruments within the scope of Ind-AS 109 are measured at fair value. Equity instruments which are classified as held for trading are measured at FVTPL. For all other equity instruments, the Group decides to measure the same either at fair value through other comprehensive income (FVTOCI) or FVTPL except investment in subsidiaries which is valued at cost. The Group makes such selection on an instrument-by-instrument basis. The classification is made on initial recognition and is irrevocable.

For equity instruments measured at FVTOCI, all fair value changes on the instrument, excluding dividends, are recognised in other comprehensive income (OCI). There is no recycling of the amounts from OCI to Statement of Profit and Loss on sale of such instruments.

iv) Equity instruments included within the FVTPL category are measured at fair value with all changes recognised in the Statement of Profit and Loss.

C. Derecognition:

A financial asset (or, where applicable, a part of a financial asset or part of a group of similar financial assets) is primarily derecognised (i.e. removed from the Group's balance sheet) when:

- the rights to receive cash flows from the asset have expired, or
- the Group has transferred its rights to receive cash flows from the asset or has assumed an obligation to pay the received cash flows in full without material delay to a third party under a 'pass-through' arrangement; and either:

  (i) the Group has transferred substantially all the risks and rewards of the asset, or

  (ii) the Group has neither transferred nor retained substantially all the risks and rewards of the asset, but has transferred control of the asset.

Notes

to Consolidated Financial Statements for the year ended 31st March, 2022

D. Impairment of financial assets:

In accordance with Ind-AS 109, the Group applies Expected Credit Loss (ECL) model for measurement and recognition of impairment loss on trade receivables and other advances. The Group follows 'simplified approach' for recognition of impairment loss on these financial assets. The application of simplified approach does not require the Group to track changes in credit risk. Rather, it recognises impairment loss allowance based on lifetime ECLs at each reporting date, right from its initial recognition.

II. Financial liabilities

A. Initial recognition and measurement:

Financial liabilities are classified at initial recognition as :

(i) financial liabilities at fair value through profit or loss,

(ii) loans and borrowings, payables, net of directly attributable transaction costs or

(iii) derivatives designated as hedging instruments in an effective hedge, as appropriate.

The Group's financial liabilities include trade and other payables, loans and borrowings including derivative financial instruments.

B. Subsequent measurement

The measurement of financial liabilities depends on their classification, as described below:

(i) Borrowings

Borrowings are initially recognised at fair value, net of transaction costs incurred. Borrowings are subsequently measured at amortised cost. Any difference between the proceeds (net of transaction costs) and the redemption amount is recognised in the Statement of Profit and Loss over the period of the borrowings using the effective interest method. Fees paid on the establishment of loan facilities are recognised as transaction costs of the loan to the extent that it is probable that some or all of the facility will be drawn down. In this case, the fee is deferred until the draw down occurs.

Borrowings are removed from the Balance Sheet when the obligation specified in the contract is discharged, cancelled or expired. The difference between the carrying amount of a financial liability that has been extinguished and the consideration paid is recognised in the Statement of Profit and Loss as other gains / (losses).

Borrowings are classified as current liabilities unless the Group has an unconditional right to defer settlement of the liability for at least twelve months after the reporting period. Where there is a breach of a material provision of a long-term loan arrangement on or before the end of the reporting period with the effect that the liability becomes payable on demand on the reporting date, the entity does not classify the liability as current, if the lender has agreed, after the reporting period and before the approval of the financial statements for issue, not to demand payment as a consequence of the breach.

(ii) Trade and other payables

These amounts represent liabilities for goods and services provided to the Group prior to the end of financial period which are unpaid. The amounts are unsecured and are usually paid within twelve months of recognition. Trade and other payables are presented as current liabilities unless payment is not due within twelve months after the reporting period. They are recognised initially at their fair value and subsequently measured at amortised cost using the effective interest method.

(iii) Derivative financial instruments

The Group uses derivative financial instruments, such as foreign exchange forward contracts, currency options and interest rate swaps to hedge its foreign

Notes

to Consolidated Financial Statements for the year ended 31st March, 2022

currency risks. Such derivative financial instruments are initially recognised at fair value on the date on which a derivative contract is entered into and are subsequently re-measured at fair value at the end of each reporting period. Derivatives are carried as financial assets when the fair value is positive and as financial liabilities when the fair value is negative.

Hedge accounting:

The Group designates certain hedging instruments which include derivatives, embedded derivatives and non-derivatives in respect of foreign currency risk, as either fair value hedges, cash flow hedges or hedges of net investments in foreign operations. At the inception of the hedge relationship, the Group documents the relationship between the hedging instruments and the hedged item, along with its risk management objectives and its strategy for undertaking various hedge transactions. Furthermore, at the inception of the hedge and on an ongoing basis, the Group documents whether the hedging instrument is highly effective in offsetting changes in fair values or cash flows of the hedged item attributable to the hedged risk.

C. De-recognition

A financial liability is derecognised when the obligation under the liability is discharged or cancelled or expires. When an existing financial liability is replaced by another, from the same lender, on substantially different terms, or the terms of an existing liability are substantially modified, such an exchange or modification is treated as the derecognition of the original liability and the recognition of a new liability. The difference in the respective carrying amounts is recognised in the Statement of Profit and Loss.

III. Offsetting of financial instruments

Financial assets and financial liabilities are offset and the net amount is reported in the balance sheet if there is a currently enforceable legal right to offset the recognised amounts and there is an intention to settle on a net basis, to realise the assets and settle the liabilities simultaneously.

Significant accounting judgements, estimates and assumptions

The preparation of the Group's financial statements requires management to make judgements, estimates and assumptions that affect the reported amounts of revenues, expenses, assets and liabilities, and the accompanying disclosures, and the disclosure of contingent liabilities. Uncertainty about these assumptions and estimates could result in outcomes that require a material adjustment to the carrying amount of assets or liabilities affected in future periods.

Judgements

In the process of applying the Group's accounting policies, management has made the following judgements, which have the most significant effect on the amounts recognised in the financial statements:

(a) Operating lease commitments – Company as lessor;

(b) Assessment of functional currency;

(c) Evaluation of recoverability of deferred tax assets

Estimates and assumptions

The following are the key assumptions concerning the future, and other key sources of estimation uncertainty at the end of the reporting period that may have a significant risk of causing a material adjustment to the carrying amounts of assets and liabilities within the next financial year:

a) Useful lives of property, plant and equipement, investment property and intangible assets;

b) Fair value measurements of financial instruments ;

c) Impairment of non-financial assets;

d) Taxes;

e) Defined benefit plans (gratuity benefits);

f) Provisions;

g) Revenue recognition – Khazana Coupon scheme, etc.

h) Valuation of inventories;

i) Contingencies

Notes

to Consolidated Financial Statements for the year ended 31st March, 2022

3 PROPERTY, PLANT AND EQUIPMENTS

₹ in Lakhs

Sr. No	Particulars	Land-Freehold	Right-of-use Assets	Buildings	Wind Power Plants	Plant and Machinery	Laboratory Equipments	Electrical Installation and Equipments	Computer and Data Processing	Furniture and Fittings	Office Equipments	Vehicles	Total	Capital Work-in-progress
I.	**Gross Carrying Amount**													
	Balance as at 1st April, 2021	2,515.92	248.09	7,631.25	11,638.30	10,242.45	489.05	396.21	357.96	448.54	263.95	457.09	34,688.81	158.08
	Additions	-	17.37	200.95	91.44	524.15	97.24	0.87	74.21	27.80	12.88	85.07	1,131.98	582.08
	Deletions	-	-	-	-	21.23	0.81	-	36.47	-	12.54	40.92	111.97	263.73
	Balance as at 31st March, 2022	**2,515.92**	**265.46**	**7,832.20**	**11,729.74**	**10,745.37**	**585.48**	**397.08**	**395.70**	**476.34**	**264.29**	**501.24**	**35,708.82**	**476.43**
II.	**Accumulated Depreciation and Impairment**													
	Balance as at 1st April, 2021	-	21.71	2,645.26	6,367.17	5,586.67	322.47	280.86	214.17	327.33	213.49	312.33	16,291.46	-
	Depreciation for the year (Refer Note 23)	-	10.69	423.86	662.51	705.06	50.91	28.61	80.48	30.65	18.63	54.36	2,065.76	-
	Accumulated depreciation on deletions	-	-	-	-	19.42	0.76	-	34.90	-	12.11	38.86	106.05	-
	Balance as at 31st March, 2022	-	32.40	3,069.12	7,029.68	6,272.31	372.62	309.47	259.75	357.98	220.01	327.83	18,251.17	-
III.	**Net Carrying Amount as at 31st March, 2022**	**2,515.92**	**233.06**	**4,763.08**	**4,700.06**	**4,473.06**	**212.86**	**87.61**	**135.95**	**118.36**	**44.28**	**173.41**	**17,457.65**	**476.43**
IV.	**Net Carrying Amount as at 31st March, 2021**	2,515.92	226.38	4,985.99	5,271.13	4,655.78	166.58	115.35	143.79	121.21	50.46	144.76	18,397.35	158.08

Notes :

a) Buildings include cost of shares amounting to ₹ 0.03 Lakhs (Previous year ₹ 0.03 Lakhs).

b) Additions during the year include Research and Development capital expenditure amounting to ₹ NIL (Previous year ₹ 2.15 Lakhs) in Laboratory Equipments, ₹ NIL (Previous year ₹ NIL) in Computer and Data Processing and ₹ NIL (Previous year ₹ NIL) in Office Equipments.

c) Certain property, plant and equipments have been mortgaged for borrowing facilities availed by the Group (Refer Note 29).

Notes

to Consolidated Financial Statements for the year ended 31st March, 2022

3.1 Capital work-in-progress Ageing

₹ in Lakhs

2021-22	Less than 1 year	1-2 Years	2-3 Years	More than 3 years	Total
Projects in progress	473.66	2.77	-	-	**476.43**
Projects temporarily suspended	-	-	-	-	-
Total	**473.66**	**2.77**	**-**	**-**	**476.43**

₹ in Lakhs

2020-21	Less than 1 year	1-2 Years	2-3 Years	More than 3 years	Total
Projects in progress	97.62	50.98	6.17	3.31	**158.08**
Projects temporarily suspended	-	-	-	-	-
Total	**97.62**	**50.98**	**6.17**	**3.31**	**158.08**

4 INVESTMENT PROPERTY

₹ in Lakhs

Buildings		Amount
I.	**Gross Carrying Amount**	
	Balance as at 1st April, 2021	1,177.41
	Additions	-
	Balance as at 31st March, 2022	**1,177.41**
II.	**Accumulated Depreciation and Impairment**	
	Balance as at 1st April, 2021	298.31
	Depreciation for the year (Refer Note 23)	42.78
	Balance as at 31st March, 2022	**341.09**
III.	**Net Carrying Amount as at 31st March, 2022**	**836.32**
IV.	**Net Carrying Amount as at 31st March, 2021**	879.10

Note : Buildings include cost of shares amounting to ₹ 0.01 Lakhs (Previous year ₹ 0.01 Lakhs).

4.1 INFORMATION REGARDING INCOME AND EXPENDITURE OF INVESTMENT PROPERTY

₹ in Lakhs

Particulars	2021-22	2020-2021
Rental income derived from investment properties	124.67	114.41
Direct operating expenses (including repairs and maintenance) that generate rental income	(7.12)	(7.11)
Profit arising from investment properties before depreciation and indirect expenses	117.55	107.30
Less : Depreciation	(42.78)	(44.97)
Profit arising from investment properties before indirect expenses	74.77	62.33

The Group has no restrictions on the realisability of its investment properties or remittance of income and proceeds of disposal. Further, there are no contractual obligations to purchase, construct or develop investment properties or for repairs, maintenance and enhancements.

4.2 FAIR VALUE OF THE GROUP'S INVESTMENT PROPERTIES

The fair value of the Group's investment properties as at 31st March, 2022 is arrived at on the basis of a valuation carried out as at 31st March, 2021 by independent registered valuers not related to the Group. The Group has adopted policy of revaluing investment property generally every three years unless there are any significant changes in the circumstances requiring earlier revaluation.

Notes

to Consolidated Financial Statements for the year ended 31st March, 2022

4.3 a) DETAILS OF THE GROUP'S INVESTMENT PROPERTIES AND INFORMATION ABOUT THEIR FAIR VALUE HIERARCHY

₹ in Lakhs

Particulars	31st March, 2022	31st March, 2021
Fair value measurement using Level 2	2,301.42	2,301.42

B) RECONCILIATION OF FAIR VALUE

₹ in Lakhs

Particulars	Total
Opening balance as at 1st April, 2021	2,301.42
Fair value difference	-
Purchases / Reclassification	-
Closing balance as at 31st March, 2022	**2,301.42**

C) DESCRIPTION OF VALUATION TECHNIQUES USED AND KEY INPUTS TO VALUATION ON INVESTMENT PROPERTIES

The Investment Properties have been valued at Fair Market Value. It is the value of the property at which it can be sold in open market at a particular time free from forced value or sentimental value. Prevailing market value is a result of demand / supply, merits / demerits of properties and various locational, social, economical, political factors and circumstances. Prevailing market value can be estimated through market survey, through dependable data / sale instances, local estate developers / brokers, real estate portal enquiries and verbal enquiries in neighbourhood area.

5 OTHER INTANGIBLE ASSETS

₹ in Lakhs

Computer Software and Licences		Amount
I.	**Gross Carrying Amount**	
	Balance as at 1st April, 2021	238.17
	Additions	79.47
	Balance as at 31st March, 2022	**317.64**
II.	**Accumulated Amortisation and Impairment**	
	Balance as at 1st April, 2021	164.16
	Amortisation for the year (Refer Note 23)	22.04
	Accumulated depreciation on deletions	-
	Balance as at 31st March, 2022	**186.19**
III.	**Net Carrying Amount as at 31st March, 2022**	**131.45**
IV.	**Net Carrying Amount as at 31st March, 2021**	74.01

Note: Additions during the year include Research and Development capital expenditure amounting to ₹ NIL (previous year ₹ NIL).

Carrying amount and remaining period of amortisation of Intangible Assets is as below:

₹ in Lakhs

	0 to 5 years	6 to 10 years	Total WDV
Computer Software and Licenses	113.44	18.01	131.45

Notes

to Consolidated Financial Statements for the year ended 31st March, 2022

6 FINANCIAL ASSETS

6.1 NON-CURRENT INVESTMENTS

	Face Value ₹	As at 31st March, 2022 Quantity Nos. / Units	As at 31st March, 2021 Quantity Nos. / Units	As at 31st March,2022 ₹ in Lakhs	As at 31st March, 2021 ₹ in Lakhs
Quoted (at FVTPL)					
Investments in Equity Instruments					
Abbott India Limited	10	85	85	15.04	12.74
Asian Paints Limited	1	275	275	8.47	6.98
Bajaj Finance Limited	2	510	510	37.02	26.26
Geodesic Limited	2	20,000	20,000	-	-
[at cost less provision for other than temporary diminution in value ₹ 13.94 Lakhs] (previous year ₹ 13.94 Lakhs)					
HDFC Bank Limited	1	1,845	1,845	27.12	27.56
Hindustan Petroleum Corporation Limited	10	35,300	-	95.08	-
Indian Oil Corporation Limited	10	1,02,550	49,550	121.98	45.49
Kotak Mahindra Bank Limited	5	800	800	14.04	14.03
Motilal Oswal NASDAQ 100 ETF (Share split to ₹ 1 per share)	1	60,500	60,500	70.17	56.52
Nippon CPSE ETF	10	6,15,000	-	206.03	-
Nippon India ETF Bank BEES	1	20,000	20,000	73.10	66.97
Nippon India ETF Gold BEES	1	5,81,000	1,11,000	256.34	42.40
Nippon India ETF Junior BEES	1	5,500	-	23.88	-
Nippon India ETF NIFTY BEES	1	3,49,000	1,16,500	659.15	183.14
Pidilite Industries Limited	1	320	320	7.86	5.79
Prism Johnson Limited	10	500	500	-	-
Prudential Sugar Corporation Limited	10	4,900	4,900	-	-
Sarthak Securities Limited	10	100	100	-	-
SBI Cards and Payment Limited	10	4,283	4,283	36.47	39.78
State Bank of India Limited	1	46,000	-	227.03	-
Oil And Natual Gas Corporation Limited	5	60,000	-	98.34	-
Torrent Pharmaceuticals Limited	5	230	230	6.43	5.84
				1,983.55	**533.50**
Investments in Bonds					
8.15% Bank of Baroda Perperual Bond	10,00,000	50	-	502.51	-
				502.51	**-**
Unquoted					
Investments in Other Equity Instruments (at FVTPL)					
Kavini Ispat Ltd.	10	1,06,100	1,06,100	-	-
[at cost less impairment in value ₹ 48.79 Lakhs (Previous year ₹ 48.79 Lakhs)]					
Savita Finance Corporation Limited	10	-	80	-	0.01
Savita Petro-Additives Limited	10	40	50	0.20	0.19
				0.20	**0.20**
Unquoted Mutual Funds (at FVTPL)					
Aditya Birla Sun Life International Equity - Plan A - Growth	10	4,09,136	4,09,136	124.11	115.45
Aditya Birla Sun Life Digital India Fund - Growth	10	1,84,527	1,84,527	255.18	179.44

Notes

to Consolidated Financial Statements for the year ended 31st March, 2022

	Face Value ₹	As at 31st March, 2022 Quantity Nos. / Units	As at 31st March, 2021 Quantity Nos. / Units	As at 31st March,2022 ₹ in Lakhs	As at 31st March, 2021 ₹ in Lakhs
Axis Flexi Cap Fund - Growth (Former 'Axis Multicap Fund - Growth')	10	7,85,546	7,85,546	145.48	121.68
Axis Mid Cap Fund - Regular - Growth	10	1,26,103	1,26,103	84.98	68.88
Canara Robeco Bluechip Equity Fund - Growth	10	4,02,340	-	163.75	-
Edelweiss Greater China Equity Off-shore Fund - Regular Plan Growth	10	6,39,363	6,39,363	256.23	335.00
Edelweiss US Technology Equity Fund of Fund - Regular Plan Growth	10	11,41,226	11,41,226	194.65	198.81
Franklin India Feeder - Franklin US Opportunities Fund - Growth	10	2,54,957	2,54,957	132.67	124.87
Franklin India Focused Equity Fund - Growth	10	1,20,130	2,38,260	78.05	124.84
Franklin India Low Duration Fund - Growth Segregated Portfolio 2 (10.90% Vodafone Idea 02Sep2023 (PC 03Sep2021)	0	17,11,500	18,76,028	5.81	-
Franklin India Prima Fund - Growth	10	-	2,604	-	32.64
Franklin India Smaller Companies Fund - Growth	10	-	18,966	-	12.80
Franklin India Technology Fund - Growth	10	74,237	74,237	248.00	205.45
Franklin Templeton India Value Fund - Growth	10	40,039	-	159.52	-
HDFC Gold Fund - Growth	10	3,06,712	3,06,712	49.30	43.18
HDFC Index Fund - Sensex Plan	32	-	19,788	-	87.50
HDFC Small Cap Fund - Regular Plan - Growth Plan	10	-	70,234	-	37.12
HDFC Top 100 Fund - Regular Plan - Growth	10	-	15,179	-	87.17
ICICI Prudential Fund Balanced Advantage Fund - Growth	10	7,67,948	7,67,948	380.52	339.74
ICICI Prudential US Bluechip Equity Fund - Growth	10	7,73,113	7,73,113	354.94	320.84
ICICI Prudential Multi Asset Fund - Growth	10	85,086	37,580	369.35	124.43
ICICI Prudential Strategic Metal And Energy Equity Fund Of Fund - Growth	10	9,99,950	-	122.92	-
ICICI Prudential Technology Fund - Growth	10	69,249	69,249	112.59	75.56
Kotak Dynamic Bond Fund - Regular Plan - Growth	10	-	1,99,688	-	57.90
Kotak Emerging Equity Fund - Regular Plan - Growth	10	7,26,369	7,26,369	518.62	416.80
Kotak Multicap Fund - Growth	10	4,99,975	-	47.96	-
L and T Mid Cap Fund - Growth	10	-	23,037	-	40.37
Mirae Asset Focused Fund - Growth	10	16,26,732	16,26,732	310.40	256.17
Mirea Asset Hybrid - Equity Fund - Regular Plan - Growth	10	7,48,335	7,48,335	163.13	140.71
Mirae Asset Large Cap Fund - Regular - Growth Plan	10	-	59,660	-	39.08
Motilal Oswal Dynamic Fund - Regular Plan	10	8,45,073	8,45,073	126.58	123.60
Motilal Oswal Mid Cap 30 Fund - Growth - Regular	10	-	3,74,591	-	121.69
Motilal Oswal Nasdaq 100 Fund of Fund - Growth	10	17,03,439	17,03,439	393.21	338.96
Nippon India Equity Hybrid Fund - Segregated Portfolio 1 - Growth Plan	10	1,85,265	1,85,265	0.10	0.10

Notes

to Consolidated Financial Statements for the year ended 31st March, 2022

	Face Value ₹	As at 31st March, 2022 Quantity Nos. / Units	As at 31st March, 2021 Quantity Nos. / Units	As at 31st March,2022 ₹ in Lakhs	As at 31st March, 2021 ₹ in Lakhs
Nippon India Japan Equity Fund - Growth Plan	10	9,34,719	9,34,719	147.44	155.42
Nippon India US Equity Opprtunities Fund - Growth Plan	10	3,77,925	3,77,925	91.91	87.34
PGIM India Global Equity Opportunities Fund - Growth	10	9,38,509	9,38,509	301.82	299.76
SBI Focused Equity Fund - Growth	10	1,40,426	1,40,426	327.88	262.70
SBI Technology Opportunities Fund - Growth	10	67,688	67,688	105.48	72.99
Tata Digital India Fund - Growth	10	2,84,729	2,84,729	109.28	73.93
				5,881.86	**5,122.92**
Investments in 16% Partly Convertible Redeemable Cumulative Preference Shares (at FVTPL)					
Prudential Sugar Corporation Limited	10	4,900	4,900	-	-
Others (at cost)					
MMA CETP Co-operative Society Limited	100	2,118	2,118	2.12	2.12
				2.12	**2.12**
				8,370.24	**5,658.74**
Aggregate amount of Quoted Investments				2,486.06	533.50
Market value of Quoted Investments				2,486.06	533.50
Aggregate amount of Unquoted Investments				5,884.18	5,125.24
Aggregate amount of impairment in value of investments				48.79	48.79
CURRENT INVESTMENTS					
Quoted Equity Shares (at FVTPL)					
Indian Oil Corporation Limited	10	-	53,000	-	48.68
				-	**48.68**
Unquoted Mutual Funds (at FVTPL)					
Aditya Birla Sun Life Income Fund - Growth	10	17,57,934	17,57,934	1,809.73	1,715.54
Aditya Birla Sun Life Low Duration Fund - Growth	10	8,21,294	-	4,401.66	-
Axis Dynamic Bond Fund - Regular Growth	10	-	49,05,053	-	1,124.95
Axis Short Term Fund - Growth	10	-	16,33,859	-	390.38
Baroda Banking and PSU Bond Fund - Regular Plan Growth	10	-	19,99,900	-	200.08
Baroda Ultra Short Duration Fund - Growth	1,000	1,21,783	-	1,512.44	-
Edelweiss Arbitrage Fund - Regular Plan Growth	10	-	3,78,57,857	-	5,724.11
HDFC Gold Fund - Growth	10	-	5,99,196	-	84.36
HDFC Liquid Fund - Growth	1,000	1,10,228	-	4,576.43	-
HDFC Medium Term Debt Fund - Growth	10	48,70,024	48,70,024	2,228.21	2,111.06
ICICI Prudential Corporate Bond Fund - Growth	10	60,50,857	60,50,857	1,431.38	1,372.82
ICICI Prudential Gilt Fund - Growth	10	6,75,982	6,75,982	545.42	524.29
ICICI Prudential Liquid Fund - Growth	10	2,24,401	-	702.70	-
ICICI Prudential Short Term Fund - Growth	10	29,44,360	31,60,866	1,407.03	1,449.68
ICICI Prudential Regular Gold Savings Fund (FOF) - Growth	10	-	5,80,034	-	84.42
Kotak Equity Arbitrage Fund - Growth	10	60,17,101	52,02,744	1,817.74	1,511.56

Notes

to Consolidated Financial Statements for the year ended 31st March, 2022

	Face Value ₹	As at 31st March, 2022 Quantity Nos. / Units	As at 31st March, 2021 Quantity Nos. / Units	As at 31st March,2022 ₹ in Lakhs	As at 31st March, 2021 ₹ in Lakhs
Kotak Liquid Scheme Plan A - Growth	1,000	64,568	-	2,762.85	-
Kotak Low Duration Fund Standard - Growth	1,000	70,655	1,29,706	1,927.66	3,408.67
L and T Low Duration Fund - Growth	10	1,09,17,843	-	2,508.16	-
Mirae Asset Savings Fund - Growth	100	1,08,943	-	2,006.25	-
SBI Arbitrage Opportunities Fund - Growth	10	1,96,01,123	-	5,346.87	-
SBI Dynamic Bond Fund - Regular Plan - Growth	10	-	39,57,092	-	1,092.50
SBI Liquid Fund - Regular Plan - Growth	1,000	17,595	17,595	582.53	563.59
SBI Magnum Gilt Fund - Regular Growth	10	9,17,904	9,17,904	478.86	462.16
Tata Arbitrage Fund - Growth	10	-	1,15,90,985	-	1,306.85
Tata Money Market Fund - Growth	1,000	63,953	-	2,421.18	-
				38,467.10	**23,127.02**
				38,467.10	**23,175.70**
Aggregate amount of Quoted Investments				-	48.68
Market value of Quoted Investments				-	48.68
Aggregate amount Unquoted Investments				38,467.10	23,127.02
Aggregate amount of impairment in value of investments				-	-

6.2 TRADE RECEIVABLES

	As at 31st March, 2022 ₹ in Lakhs	As at 31st March, 2021 ₹ in Lakhs
Current		
Unsecured, Considered good	59,235.88	56,597.65
Considered doubtful	2,457.44	2,150.11
	61,693.32	**58,747.76**
Allowance for doubtful debts	(2,457.44)	(2,150.11)
	59,235.88	**56,597.65**
Less: Impairment under expected credit loss	(214.59)	(248.42)
	59,021.29	**56,349.23**

Ageing of trade receivable

₹ in Lakhs

	Less than 6 months	6 months - 1 year	1 - 2 years	2 - 3 years	More than 3 years	Total
As at 31.3.2022						
Undisputed - consider good	55,516.80	1,838.66	829.11	1,051.31	-	59,235.88
Undisputed - which have significant increase in credit risk	24.82	24.38	66.06	104.04	810.59	1,029.89
Undisputed - credit impaired	-	-	-	-	-	-
Disputed - considered good	-	-	-	-	-	-

Notes

to Consolidated Financial Statements for the year ended 31st March, 2022

₹ in Lakhs

	Less than 6 months	6 months - 1 year	1 - 2 years	2 - 3 years	More than 3 years	Total
Disputed - which have significant increase in credit risk	18.72	146.41	15.25	332.03	915.14	1,427.55
Disputed - credit impaired	-	-	-	-	-	-
	55,560.34	**2,009.45**	**910.42**	**1,487.38**	**1,725.73**	**61,693.32**
As at 31.3.2021						
Undisputed - consider good	53,352.03	1,511.44	1,734.18	-	-	56,597.65
Undisputed - which have significant increase in credit risk	0.05	43.40	57.40	205.27	633.59	939.71
Undisputed - credit impaired	-	-	-	-	-	-
Disputed - considered good	-	-	-	-	-	-
Disputed - which have significant increase in credit risk	0.05	48.55	186.22	332.41	643.17	1,210.40
Disputed - credit impaired	-	-	-	-	-	-
	53,352.13	**1,603.39**	**1,977.80**	**537.68**	**1,276.76**	**58,747.76**

The Group has used a practical and expedient model for computing the expected credit loss allowance in respect of trade receivables based on a provision matrix. The provision matrix takes into account historical credit loss experience and is adjusted for forward-looking information. The expected credit loss allowance is based on the ageing of the days the receivables are due and the rates as given in the provision matrix. The provision matrix at the end of the reporting period is as follows:

Ageing	Expected credit loss(%)
Not due	-
1-90 days past due	0.01
91-180 days past due	0.06
181-270 days past due	0.05
More than 270 days past due	11.23

Age of receivables *	As at 31st March, 2022 ₹ in Lakhs	As at 31st March, 2021 ₹ in Lakhs
Not due	39,661.63	39,348.37
1-90 days past due	14,117.31	12,910.07
91-180 days past due	2,379.93	1,970.40
181-270 days past due	1,196.21	692.65
More than 270 days past due	1,880.80	1,676.16

* Expected credit loss is worked out on the trade receivables for which no specific provision is made.

Movement in the expected credit loss allowance		
Balance at the beginning of the year	248.42	112.35
Movement in expected credit loss allowance on trade receivables calculated at lifetime expected credit losses	(33.83)	136.07
Balance at the end of the year	**214.59**	**248.42**

Notes

to Consolidated Financial Statements for the year ended 31st March, 2022

	As at 31st March, 2022 ₹ in Lakhs	As at 31st March, 2021 ₹ in Lakhs
6.3 LOANS		
Non-current		
Other Loans		
Unsecured, considered good	24.19	10.29
	24.19	**10.29**
Current		
Other Loans		
Unsecured, considered good	37.08	29.77
	37.08	**29.77**
	61.27	**40.06**

The Group has not given any loans and advances to promoters / directors / Key Managerial Personnels (KMP) or related parties.

6.4 OTHER FINANCIAL ASSETS		
Non-current		
Security Deposits	69.35	81.34
Bank deposits with more than 12 months maturity	8.50	3.30
	77.85	**84.64**
Current		
Security Deposits	271.65	346.78
Less: Provision for doubtful advances	(200.18)	(200.18)
	71.47	**146.60**
Derivative Asset	-	25.65
Contract Assets - Unbilled revenues	290.38	414.68
Other Financial Assets	35.59	27.17
	397.44	**614.10**
	475.29	**698.74**

Unbilled revenues are treated as contract assets as per Ind AS 115.

6.5 CASH AND CASH EQUIVALENTS		
Balances with banks		
Current accounts	5,621.17	6,077.56
Deposit accounts with less than 3 months maturity	367.68	354.67
Cash on hand	18.03	19.21
	6,006.88	**6,451.44**

6.6 OTHER BANK BALANCES		
Deposit accounts with more than 3 months but less than 12 months maturity	463.27	467.95
Security against guarantee / margin money deposits	258.49	236.53
Earmarked balances - Unpaid dividend accounts	56.84	59.01
- Buy back of equity shares	-	878.50
	778.60	**1,641.99**

Notes

to Consolidated Financial Statements for the year ended 31st March, 2022

		As at 31st March, 2022 ₹ in Lakhs	As at 31st March, 2021 ₹ in Lakhs
7	**INVENTORIES**		
	Raw and Packing Materials :		
	on hand	35,455.03	32,976.95
	in transit	10,233.21	17,331.28
	Work-in-Process	2,210.75	2,205.75
	Finished Goods :		
	on hand	9,012.16	8,421.88
	in transit	1,822.92	1,781.90
	Stock-in-trade	78.04	139.01
	Stores and Spares	266.06	264.57
		59,078.17	**63,121.34**

Please refer Note H in Significant Accounting Policies, for mode of valuation of inventories.

During the year ended 31st March, 2022, ₹ 391.77 Lakhs (Previous year ₹ 14.13 Lakhs) was recognised as an expense for inventories carried at net realisable value.

8	**OTHER ASSETS**		
	Non-current		
	Capital Advances	99.39	93.43
	Others including duties and taxes receivable	668.09	669.59
	Less: Provision for doubtful advances	(335.46)	(335.46)
		432.02	**427.56**
	Current		
	GST balances	2,017.59	3,945.18
	Advances to vendors	1,149.67	523.66
	Other loans and advances including duties and taxes receivable (other than GST balances)	2,657.94	2,164.76
		5,825.20	**6,633.60**
		6,257.22	**7,061.16**

9	**EQUITY SHARE CAPITAL**		
	Authorised shares		
	3,00,00,000 (As at 31st March, 2021: 3,00,00,000) Equity shares of ₹ 10 each	3,000.00	3,000.00
	Issued shares		
	1,38,20,083 (As at 31st March, 2021: 1,40,71,083) Equity shares of ₹ 10 each	1,382.01	1,407.11
	Subscribed and fully paid-up shares		
	1,38,20,083 (As at 31st March, 2021: 1,40,71,083) Equity shares of ₹ 10 each	1,382.01	1,407.11

Notes

to Consolidated Financial Statements for the year ended 31st March, 2022

a) Reconciliation of number of shares

	Nos.	₹ in Lakhs
As at 1.4.2020	**1,40,71,083**	**1,407.11**
Issued during the year	-	-
As at 31.3.2021	**1,40,71,083**	**1,407.11**
Issued during the year	-	-
Bought back during the year	(2,51,000)	(25.10)
As at 31.3.2022	**1,38,20,083**	**1,382.01**

b) Rights, preferences and restrictions attached to equity shares (except forfeited shares)

The Company has only one class of equity shares having par value of ₹ 10 each. Each holder of equity shares is entitled to one vote per share. There are no restrictions on the distribution of dividend or repayment of capital. The Company declares dividend in Indian Rupees. The dividend proposed by the Board of Directors is subject to the approval of the shareholders in the ensuing Annual General Meeting, except in case of interim dividend. In the event of liquidation, the equity shareholders are eligible to receive the remaining assets of the Company after distribution of all preferential amounts, in proportion to their shareholding.

c) Details of shareholders holding more than 5% of equity shares

	As at 31st March, 2022		As at 31st March, 2021	
	Nos.	% of holding	Nos.	% of holding
Gautam N. Mehra*	89,83,177	65.00	91,55,224	65.06
HDFC Trustee Company Ltd.	10,22,187	7.40	12,86,408	9.14

As per the records of the Company, including its register of shareholders / members.

* Includes 89,10,346 (As at 31st March, 2021: 90,82,393) equity shares held as member of Association of Persons and HUFs, wherein Mr. Gautam N. Mehra is one of the beneficiaries, and as a trustee of family trusts.

d) Details of Promoters' holding

Particulars	As at 31st March, 2022		As at 31st March, 2021		% of change during the year
	Nos.	% of holding	Nos.	% of holding	
A) Individuals / Hindu Undivided Family					
- Gautam N. Mehra (in his individual capacity and as a member of Association of Persons and HUFs, wherein Mr. Gautam N. Mehra is one of the beneficiaries, and as a trustee of family trusts)	89,83,177	65.00	91,55,224	65.06	1.88
- Reshma G. Mehra	33,416	0.24	33,416	0.24	-
- Simran G. Mehra	30,500	0.22	30,500	0.22	-
- Siddharth G Mehra	583	0.00	583	0.00	-
- Ritu Satsangi	7,749	0.06	7,749	0.06	-

Notes

to Consolidated Financial Statements for the year ended 31st March, 2022

Particulars	As at 31st March, 2022		As at 31st March, 2021		% of change during the year
	Nos.	% of holding	Nos.	% of holding	
- Atul G. Satsangi	666	0.00	666	0.00	-
	90,56,091	65.53	92,28,138	65.58	-
B) Body Corporates					
- Khatri Investments Pvt. Ltd.	4,27,611	3.09	4,27,611	3.04	-
- Mansukhmal Investments Pvt. Ltd.	4,10,000	2.97	4,10,000	2.91	-
- Kurla Trading Co. Pvt. Ltd.	13,666	0.10	13,666	0.10	-
- Naved Investment and Trading Co. Pvt. Ltd.	9,452	0.07	9,452	0.07	-
- Basant Lok Trading Company Pvt. Ltd.	6,166	0.04	6,166	0.04	-
- Chemi Pharmex Pvt. Ltd.	1,000	0.01	1,000	0.01	-
	8,67,895	6.28	8,67,895	6.17	-
Grand Total	**99,23,986**	**71.81**	**1,00,96,033**	**71.75**	**-**

e) Buy-back of equity shares

i) During the year, the Company purchased its own 2,51,000 equity shares of ₹ 10 each at ₹ 1,400 each resulting in cash outflow of ₹ 3,514 Lakhs. The buy-back of these equity shares was completed by utilising its General Reserve to the extent of ₹ 3,488.90 Lakhs. The Company has transferred ₹ 25.10 Lakhs, equal to the nominal value of such shares, to Capital Redemption Reserve account. Consequent to the buy-back of shares, the Paid-up Equity share capital of the Company stands reduced by ₹ 25.10 Lakhs to ₹ 1,382.01 Lakhs.

ii) During the year ended 31st March, 2020, the Company purchased its own 2,51,000 equity shares of ₹ 10 each at ₹ 1,605 each resulting in cash outflow of ₹ 4,028.55 Lakhs. The buy-back of these equity shares was completed by utilising its General Reserve to the extent of ₹ 4,003.45 Lakhs. The Company has transferred ₹ 25.10 Lakhs, equal to the nominal value of such shares, to Capital Redemption Reserve account. Consequent to the buy-back of shares, the Paid-up Equity share capital of the Company stands reduced by ₹ 25.10 Lakhs to ₹ 1,407.11 Lakhs.

		As at 31st March, 2022 ₹ in Lakhs	As at 31st March, 2021 ₹ in Lakhs
10	**OTHER EQUITY**		
	Capital Reserve - Forfeited Shares	**0.35**	**0.35**
	Capital Reserve - Others	**(12,276.17)**	**(12,276.17)**
	Securities Premium	**20.00**	**20.00**
	Capital Redemption Reserve		
	Balance at beginning of the year	253.10	253.10
	Add: Transfer from General Reserve (Refer note 9(d))	25.10	-
		278.20	**253.10**

Notes

to Consolidated Financial Statements for the year ended 31st March, 2022

	As at 31st March, 2022 ₹ in Lakhs	As at 31st March, 2021 ₹ in Lakhs
General Reserve		
Balance at beginning of the year	15,020.03	14,920.03
Add: Transfer from surplus in the Statement of Profit and Loss	-	100.00
Less: Transfer to Capital Redemption Reserve (Refer note 9(d))	(25.10)	-
Less: Utilised for buy-back of shares (Refer note 9(d))	(3,488.90)	-
	11,506.03	**15,020.03**
Surplus in the Statement of Profit and Loss		
Balance at beginning of the year	1,01,827.87	78,276.18
Add: Profit for the year	26,049.01	23,719.60
Add: Other comprehensive income arising from re-measurement of defined benefit obligation net off tax	(48.51)	(67.91)
	1,27,828.37	**1,01,927.87**
Less: Appropriations		
Dividend for 2020-21 (amount per share ₹ 15)	2,133.01	-
Tax on buy back of equity shares	818.62	-
Transfer to General Reserve	-	100.00
Total Appropriations	**2,951.63**	**100.00**
Net retained earnings	**1,24,876.74**	**1,01,827.87**
	1,24,405.15	**1,04,845.18**

For details of reserves, refer Statement of Changes in Equity.

11 FINANCIAL LIABILITIES

11.1 Long-term Borrowings

Non-current		
Deferred Payment Liability - Unsecured		
Sales Tax Deferment	-	9.95
	-	**9.95**
Current		
Term Loans from Banks - Secured		
Deferred Payment Liability - Unsecured		
Sales Tax Deferment	12.17	37.93
	12.17	**37.93**
Less : Amount clubbed under "Other current financial liabilities"	12.17	37.93
Net current borrowing	-	-

11.1.1 Government grants

Balance at the beginning of the year	2.54	9.73
Released to the statement of profit and loss	(2.21)	(7.19)
	0.33	**2.54**
Current	0.33	2.21
Non-current	-	0.33
	0.33	**2.54**

Notes

to Consolidated Financial Statements for the year ended 31st March, 2022

Note :

In terms of the scheme of Government of Maharashtra, the Company was entitled to defer the payment of sales tax liability in certain years. Such deferral is without payment of interest. The grant represents the difference between the carrying amount as on the date of transition and the present value. The grant income is recognised in the Statement of Profit and Loss on a systematic basis.

Details of Deferred Payment Liability

Deferred Payment Liabilities (without considering the present value) amounting to ₹ 37.93 Lakhs (Previous year ₹ 50.43 Lakhs) are interest free sales tax deferments repayable in 5 equal installments after 10 years from the respective year of availment.

Year of deferral	Deferral Amount ₹ in Lakhs as at	
	31st March, 2022	31st March, 2021
2006-2007	-	25.43
2007-2008	12.50	25.00
Total	**12.50**	**50.43**

		As at 31st March, 2022 ₹ in Lakhs	As at 31st March, 2021 ₹ in Lakhs
11.2	**Short-term Borrowings (Secured)**		
	Loans Repayable on demand		
	Cash Credits from banks	-	-
	Secured by ;		
	i) hypothecation of inventories, receivables and other current assets and		
	ii) first pari-passu charge by way of equitable mortgage by deposit of title deeds of the Group's certain immovable properties at Silvassa, Mahad, Navi Mumbai and Mumbai.		
		-	-

For details of carrying amounts of assets hypothecated / mortgaged for borrowing facilities, refer Note 29.

11.3	**Trade payables and Acceptances**		
	Current		
	Trade payables		
	Micro and Small Enterprises	1,268.36	1,608.64
	Other than Micro and Small Enterprises	31,960.91	33,992.56
	Acceptances	30,080.00	22,325.86
		63,309.27	**57,927.06**

(Refer Note 25 for details of dues to micro and small enterprises)

Notes

to Consolidated Financial Statements for the year ended 31st March, 2022

Ageing of trade payables

₹ in Lakhs

	Less than 1 year	1 - 2 years	2 - 3 years	More than 3 years	Total
As at 31.3.2022					
MSME	1,268.36	-	-	-	1,268.36
Others	61,690.35	135.49	73.55	141.52	62,040.91
	62,958.71	**135.49**	**73.55**	**141.52**	**63,309.27**
As at 31.3.2021					
MSME	1,598.07	10.57	-	-	1,608.64
Others	55,853.34	234.98	188.00	42.10	56,318.42
	57,451.41	**245.55**	**188.00**	**42.10**	**57,927.06**

	As at 31st March, 2022 ₹ in Lakhs	As at 31st March, 2021 ₹ in Lakhs
11.4 Other Financial Liabilities		
Current		
Financial liabilities at FVTPL		
Derivatives liabilities carried at fair value	2.35	-
Other financial liabilities at amortised cost		
Current maturities of long-term borrowings - Sales tax deferment	12.17	37.93
Unpaid dividends	56.84	59.01
Security deposits	511.97	477.95
Employee benefits	1,134.40	916.59
Other payables	75.33	12,868.56
	1,793.06	**14,360.04**

Note: There are no amounts due and outstanding in respect of Investor Education and Protection Fund as on 31st March, 2022 (Previous year ₹ NIL).

	As at 31st March, 2022 ₹ in Lakhs	As at 31st March, 2021 ₹ in Lakhs
11.5 Lease Liabilities		
Non-current		
Lease liability	10.25	-
	10.25	**-**
Current		
Lease liability	5.31	-
	5.31	**-**
	15.56	**-**

Notes

to Consolidated Financial Statements for the year ended 31st March, 2022

		As at 31st March, 2022 ₹ in Lakhs	As at 31st March, 2021 ₹ in Lakhs
12	**PROVISIONS**		
	Non-current		
	Provisions in respect of employee benefits		
	Leave encashment	715.42	641.52
		715.42	**641.52**
	Current		
	Provisions in respect of employee benefits		
	Leave encashment	123.88	240.72
	Gratuity (Refer Note 30)	-	176.01
		123.88	**416.73**
		839.30	**1,058.25**
13	**DEFERRED TAX LIABILITY (NET)**		
	Deferred Tax Liability	1,401.98	1,454.58
	Deferred Tax Asset	1,023.13	958.50
	Net Deferred Tax Liability	**378.85**	**496.08**
	Deductible temporary difference		
	Deferred grant	0.08	0.64
	Provision for doubtful debts and advances	807.30	735.70
	Defined benefit obligation	211.24	222.16
	Derivative liabilities	0.59	-
	Other financial assets	3.92	-
		1,023.13	**958.50**
	Taxable temporary differences		
	Property, plant and equipment and investment property	969.85	1,115.43
	Borrowings	0.08	0.64
	Investments	428.18	332.05
	Derivative assets	-	6.46
	Other financial liabilities	3.87	-
		1,401.98	**1,454.58**
		378.85	**496.08**
14	**OTHER LIABILITIES**		
	Non-current		
	Deferred revenue arising from government grant	-	0.33
		-	**0.33**
	Current		
	Deferred revenue arising from government grant	0.33	2.22
	Income tax deducted at source	357.47	249.46
	Income tax collected at source	16.07	46.16
	Duties and taxes	1,131.16	1,154.83
	Deferred revenue arising from security deposit	5.87	9.77
	Contract Liabilities - Advances from customers	1,397.30	553.82
	Other payables	3,055.31	2,593.25

Notes

to Consolidated Financial Statements for the year ended 31st March, 2022

	As at 31st March, 2022 ₹ in Lakhs	As at 31st March, 2021 ₹ in Lakhs
	5,963.51	**4,609.84**

Advance from customers are treated as contract liabilities as per Ind AS 115.

15 CURRENT TAX ASSETS AND LIABILITIES

Current tax assets		
Tax refund receivable	1,497.48	1,487.19
	1,497.48	**1,487.19**
Current tax liabilities		
Income tax payable	828.68	480.63
	828.68	**480.63**

	2021-2022 ₹ in Lakhs	2020-2021 ₹ in Lakhs
16 REVENUE FROM OPERATIONS		
Sale of products		
Finished and traded products	2,91,399.34	1,98,836.53
Other operating revenue		
Processing income	-	3.81
Government Grants		
Export incentives	2,319.06	1,212.06
Incentives for renewable energy generation	103.14	67.80
Revenue from Operations	**2,93,821.54**	**2,00,120.20**

The effect of adoption of Ind AS 115 does not have any material impact on the financial statements of the Group.

17 OTHER INCOME		
Interest income	112.35	125.35
Dividend income	41.50	4.04
Net gain on sale of investments - Current	375.91	962.01
- Long-term	263.18	58.04
Compensation for wind power generation loss	23.10	165.00
Grant Income	2.22	7.19
Gain on fair valuation of investments (net)	1,259.12	1,551.91
Gain on Foreign Currency Transactions and Translation (net)	364.25	584.33
Profit on sale of property, plant and equipments (net)	10.38	4.19
Miscellaneous income	645.26	459.89
	3,097.27	**3,921.95**

18 COST OF MATERIALS CONSUMED		
Base oils	1,97,842.01	1,16,630.40
Process chemicals / solvents	9,177.64	7,077.07
Waxes	2,214.96	2,057.41
Packing materials	13,103.44	9,881.36

Notes

to Consolidated Financial Statements for the year ended 31st March, 2022

		2021-2022 ₹ in Lakhs	2020-2021 ₹ in Lakhs
	Others	2,118.16	1,643.52
		2,24,456.21	**1,37,289.76**
19	**PURCHASE OF TRADED GOODS**		
	Base oils	1,885.24	3,863.28
	Lubricating oils / Greases	97.08	103.45
	Waxes	1,253.10	-
	Others	69.54	159.21
		3,304.96	**4,125.94**
20	**(INCREASE) / DECREASE IN INVENTORIES**		
	Inventories at the end of the year		
	Finished Goods	10,835.37	10,203.78
	Work-in-Process	2,210.75	2,205.75
	Traded Goods	78.04	139.01
		13,124.16	**12,548.54**
	Inventories at the beginning of the year		
	Finished Goods	10,203.78	9,257.39
	Work-in-Process	2,205.75	1,989.48
	Traded Goods	139.01	176.75
		12,548.54	**11,423.62**
		(575.62)	**(1,124.92)**
21	**EMPLOYEE BENEFIT EXPENSE (REFER NOTE 30)**		
	Salaries, Wages and Bonus	6,942.01	6,335.10
	Contribution to employees' provident and other funds	558.05	464.80
	Staff Welfare Expenses	366.15	185.24
		7,866.21	**6,985.14**
22	**FINANCE COST**		
	Interest and finance charges on financial liabilities not at FVTPL		
	Interest on sales tax deferment loan	2.22	7.19
	Interest on lease liability (refer note 28)	0.85	-
	Other borrowing costs		
	Interest	175.47	327.39
	Net loss on currency fluctuation	1,071.39	175.12
	Other borrowing costs and bank charges	679.69	429.30
		1,929.62	**939.00**
23	**DEPRECIATION / AMORTISATION (REFER NOTE 3, 4 AND 5)**		
	Depreciation on property, plant and equipment	2,065.76	2,038.10
	Depreciation on investment property	42.78	44.97

Notes

to Consolidated Financial Statements for the year ended 31st March, 2022

		2021-2022 ₹ in Lakhs	2020-2021 ₹ in Lakhs
	Amortisation of intangible assets	22.04	23.66
		2,130.58	**2,106.73**
24	**OTHER EXPENSES**		
	Stores and spares consumed	332.49	298.76
	Fuel and power	510.98	428.77
	Rent	1,761.27	1,485.89
	Freight	7,563.33	5,830.07
	Rates, taxes and octroi	67.28	63.40
	Insurance	677.97	489.87
	Commission on sales	966.26	853.84
	Donations	95.03	125.00
	Repairs and maintenance:		
	Buildings	134.11	121.05
	Plant and Machinery	1,475.57	1,274.69
	Others	148.30	124.30
	Discounts	161.82	172.26
	Royalty	4,550.24	6,124.15
	Advertisement and sales promotion	449.51	262.71
	Bad debts	194.90	666.27
	Provision for doubtful debts and advances (net)	290.69	216.60
	Corporate Social Responsibility	404.81	413.08
	Miscellaneous expenses	3,180.70	2,724.16
		22,965.26	**21,720.97**
	Payment to auditors		
	a) Audit fees	24.00	23.15
	b) Other services	11.45	12.98

		As at 31st March, 2022 ₹ in Lakhs	As at 31st March, 2021 ₹ in Lakhs
25	Disclosure of dues to Micro and Small Enterprises as defined under the Micro, Small and Medium Enterprises Development (MSMED) Act, 2006 (as available with the Group) (Refer Note 11.3)		
	a) The principal amount and the interest due thereon remaining unpaid to any supplier at the end of each accounting year	1,268.36	1,608.64
	b) The amount of interest paid by the buyer in terms of section 16 of the Micro, Small and Medium Enterprises Development Act, 2006, along with the amount of the payment made to the supplier beyond the appointed day during each accounting year	-	-

Notes

to Consolidated Financial Statements for the year ended 31st March, 2022

	As at 31st March, 2022 ₹ in Lakhs	As at 31st March, 2021 ₹ in Lakhs
c) The amount of interest due and payable for the period of delay in making payment (which have been paid but beyond the appointed day during the year) but without adding the interest specified under the Micro, Small and Medium Enterprises Development Act, 2006	-	-
d) The amount of interest accrued and remaining unpaid at the end of each accounting year; and	-	-
e) The amount of further interest remaining due and payable even in the succeeding years, until such date when the interest dues above are actually paid to the small enterprise, for the purpose of disallowance of a deductible expenditure under section 23 of the Micro, Small and Medium Enterprises Development Act, 2006	-	-

26 CONTINGENT LIABILITIES NOT PROVIDED FOR

a) Disputed demands		
i) Excise and Customs	2,709.30	2,837.22
ii) Sales Tax	3,078.09	3,003.47
iii) Others	38.14	38.14
b) Claims not acknowledged as debt	213.43	213.43

27 COMMITMENTS

a) Estimated amount of contracts remaining to be executed on capital account and not provided for (net of advances) ₹ 275.23 Lakhs (Previous year ₹ 466.46 Lakhs).

b) The Company has set up wind power projects in the states of Maharashtra, Karnataka and Tamilnadu. The Company, in case of specific projects, has entered into agreements for sale of power exclusively to the state utility companies in the respective states, for periods varying from 13 to 20 years.

28 LEASES

The Group has entered into agreements for operating leases in respect of residential and office premises, plant and machinery and land taken / given on lease. All these leases are cancellable.

1) As a lessor:

a) The lease income recognised in the Statement of Profit and Loss ₹ 124.67 Lakhs (Previous year ₹ 114.41 Lakhs).

Notes

to Consolidated Financial Statements for the year ended 31st March, 2022

b) Future minimum lease rentals:

₹ in Lakhs

Particulars	2021-2022	2020-2021
Receivable in less than one year	130.90	124.67
Receivable in one to two years	61.21	130.90
Receivable in two to three years	-	61.21
Balance at the year end	**192.11**	**316.78**

2) As a lessee:

a) Right-of-use assets:

The following is the movement of right-of-use assets during the year ended 31st March, 2022

₹ in Lakhs

Particulars	2021-2022	2020-2021
Opening balance	226.37	235.02
Additions during the year	17.37	-
Reclassified from Other Assets	-	-
Depreciation / Amortisation during the year	(10.69)	(8.65)
Any other adjustments	-	-
Closing balance	**233.05**	**226.37**

₹ in Lakhs

Particulars	2021-2022	2020-2021
Payable in less than one year	5.31	-
Payable in one to two years	5.31	-
Payable in two to three years	5.31	-
Payable in three to four years	2.65	-
Balance at the year end	**18.58**	**-**

The right-of-use assets include leasehold lands and vehicle acquired on lease. The lease rentals on land were paid upfront at the time of acquisition. Therefore, there is no future liability to pay lease rentals. In case of vehicle on lease, there is a future lease liability of ₹ 15.56 Lakhs which is shown separately in the finanacial statements.

b) The lease expenditure recognised in the Statement of Profit and Loss for short-term leases is ₹ 1,748.33 Lakhs (Previous year ₹ 1,470.02 Lakhs). The lease expenditure recognised in the Statement of Profit and Loss for leases for which the underlying asset is of low value is ₹ 38.43 Lakhs (Previous year ₹ 38.43 Lakhs). Interest paid on lease liability is recognised in the Statement of Profit and Loss amounting to ₹ 0.85 Lakhs.

3) Under these agreements refundable interest free deposits are given / taken in case of premises.

4) All these agreements have restriction on further leasing.

5) Agreements for office, factory premises and land provide for revision in the rent.

Notes

to Consolidated Financial Statements for the year ended 31st March, 2022

29 ASSETS HYPOTHECATED / MORTGAGED AS SECURITY

The carrying amount of assets hypothecated / mortgaged as security for borrowings are as under:

	As at 31st March, 2022 ₹ in Lakhs	As at 31st March, 2021 ₹ in Lakhs
Hypothecation of		
i) Inventories	59,078.17	63,121.34
ii) Trade receivables	59,021.29	56,349.23
iii) Current assets other than inventories and trade receivables	12,124.27	13,569.65
	1,30,223.73	**1,33,040.22**
First Pari-passu Charge on		
Property, plant and equipment	9,294.78	9,525.50
	9,294.78	9,525.50
(Refer Note 11.2)	**1,39,518.51**	**1,42,565.72**

30 EMPLOYEE BENEFITS (REFER NOTE 12 AND 21)

i) Defined Contribution Plan:

Group's contribution to Provident Fund ₹ 316.24 Lakhs (Previous year ₹ 295.75 Lakhs).

The Group also contributes to the following:

- National Pension Scheme (NPS) : ₹ 56.43 Lakhs (Previous year ₹ 49.57 Lakhs)
- Labour Welfare Fund : ₹ 0.09 Lakhs (Previous year ₹ 0.08 Lakhs)

ii) Defined Benefit Plan:

The following table sets out the funded status of the Gratuity Plan and the amounts recognised in the Group's financial statements:

	As at 31.3.2022 ₹ in Lakhs	As at 31.3.2021 ₹ in Lakhs	As at 31.3.2020 ₹ in Lakhs
a) Change in the obligation benefits:			
Projected benefit obligation at the beginning of the year	1,741.59	1,536.53	1,487.53
Service cost	102.00	90.51	85.96
Interest cost	118.46	102.86	114.73
Actuarial (Gains) / Losses on Obligations - Due to Change in Demographic Assumptions	0.63	(8.56)	-
Actuarial (Gains) / Losses on Obligations - Due to Change in Financial Assumptions	(33.48)	12.82	0.53
Actuarial (Gains) / Losses on Obligations - Due to Experience	70.40	78.44	59.44
Benefits paid	(248.97)	(71.01)	(211.66)
Projected benefit obligation at the end of the year	**1,750.63**	**1,741.59**	**1,536.53**
b) Change in the plan assets:			
Fair value of the plan assets at the beginning of the year	1,565.56	1,400.24	1,300.23
Expected return on plan assets	106.40	93.70	100.23
Employer's contribution	357.37	136.29	187.30

Notes

to Consolidated Financial Statements for the year ended 31st March, 2022

		As at 31.3.2022 ₹ in Lakhs	As at 31.3.2021 ₹ in Lakhs	As at 31.3.2020 ₹ in Lakhs
	Benefits paid	(217.04)	(56.61)	(211.66)
	Return on plan assets, excluding interest income	(20.91)	(8.06)	24.14
	Fair value of the plan assets at the end of the year	**1,791.38**	**1,565.56**	**1,400.24**
	Funded status (Surplus / (Deficit))	**40.75**	**(176.03)**	**(136.29)**
c)	**Net Gratuity and other cost:**			
	Service cost	102.00	90.51	85.97
	Interest on defined benefit obligation	98.85	87.20	97.74
	Interest income	(86.78)	(78.04)	(83.25)
	Net gratuity cost	**114.07**	**99.67**	**100.46**
d)	**Amounts recognised in the statement of other comprehensive income:**			
	Actuarial gains / (losses)	(22.09)	(74.85)	(10.57)
	Return on plan assets, excluding interest income	(5.21)	(14.42)	(9.56)
	Net income / (expense) for the period recognised in other comprehensive income	**(27.30)**	**(89.27)**	**(20.13)**
e)	**Category of Assets:**			
	Corporate Bonds	-	-	-
	Special Deposits Scheme	1,083.62	822.34	43.66
	Others	707.76	743.22	1,356.58
		1,791.38	**1,565.56**	**1,400.24**
f)	**Assumptions used in accounting for the Gratuity Plan:**	%	%	%
	Discount rate	6.96 - 7.23	6.57 - 6.85	6.04 - 6.84
	Expected rate of return on plan assets	6.96 - 7.23	6.57 - 6.85	6.04 - 6.84
g)	**Maturity analysis of the benefit payments : from the fund**			
	Projected benefits payable in future years from the date of reporting			
	1st Following Year	258.53	589.14	503.44
	2nd Following Year	92.45	79.97	49.19
	3rd Following Year	218.40	131.92	105.82
	4th Following Year	178.17	160.37	109.58
	5th Following Year	132.26	128.25	132.96
	Sum of years 6 to 10	1,017.81	583.85	494.05

As at 31st March 2022, the weighted average duration of the defined benefit obligation was 6 years (Previous year 6 years).

The estimates of future salary increases considered in actuarial valuation take into account the inflation, seniority, promotion and other relevant factors such as supply and demand in the employment market.

Sensitivity analysis:			
Projected benefit obligation on current assumptions	1,750.63	1,741.59	1,536.53
Delta effect of +1% change in rate of discounting	(97.47)	(80.23)	(77.90)
Delta effect of -1% change in rate of discounting	109.42	90.89	88.85
Delta effect of +1% change in rate of salary increase	107.49	88.93	87.63
Delta effect of -1% change in rate of salary increase	(97.65)	(80.09)	(78.37)
Delta effect of +1% change in rate of employee turnover	(6.08)	(7.67)	(7.12)
Delta effect of -1% change in rate of employee turnover	6.58	8.36	7.90

Notes

to Consolidated Financial Statements for the year ended 31st March, 2022

31 DETAILS OF RELATED PARTY TRANSACTIONS IN ACCORDANCE WITH IND AS 24 'RELATED PARTY DISCLOSURES'

Key Management Personnel:	
i. Executive Directors :	
Mr. G. N. Mehra	Chairman and Managing Director
Mr. C. V. Alexander	Executive Director (upto 01.11.2021)
Mr. S. M. Dixit	Whole-time Director and Chief Financial Officer
Mr. S. G. Mehra	Whole-time Director
ii. Non-Executive Directors :	
Mrs. M. C. Dalal	Non-executive Independent Director
Mr. R. N. Pisharody	Non-executive Independent Director
Mr. H. Sunder	Non-executive Independent Director
Mr. S. K. Bansal	Non-executive Independent Director (upto 01.11.2021)
Mr. S. Kumar	Non-executive Independent Director
iii. Company Secretary :	
Mr. U. C. Rege	Company Secretary and Executive VP - Legal

Enterprises where key management personnel or relatives of key management personnel have control or significant influence:

Basant Lok Trading Company Pvt Ltd.	Chemi Pharmex Pvt. Ltd.	D. C. Mehra Public Charitable Trust
Gautam and Co.	Khatri Investments Pvt. Ltd.	Kurla Trading Co. Pvt. Ltd.
Mansukhmal Investments Pvt. Ltd.	N. K. Mehra Trust	Naved Investment and Trading Co.Pvt. Ltd.
NKM Grand Children's Trust	Savita Finance Corporation Ltd.	Savita Petro-Additives Ltd.

Relatives of key management personnel and relationship	
Mrs. R. G. Mehra - Wife of Mr. G. N. Mehra	Ms. S. G. Mehra - Daughter of Mr. G. N. Mehra
Ms. R. U. Rege - Daughter of Mr. U. C. Rege	

Details of transactions* during the year:

₹ in Lakhs

			2021-2022	2020-2021
A.	**Enterprises:**			
a)	Sale of goods:	Chemi Pharmex Pvt. Ltd.	68.39	508.81
		Khatri Investments Pvt. Ltd.	-	120.19
b)	Sale of shares:	Mansukhmal Investments Pvt. Ltd.	0.02	-
		Naved Investment and Trading Co. Pvt. Ltd.	0.06	-
c)	Purchase of goods:	Chemi Pharmex Pvt. Ltd.	-	124.79
d)	Purchase of shares:	Khatri Investments Pvt. Ltd.	479.52	-

Notes

to Consolidated Financial Statements for the year ended 31st March, 2022

₹ in Lakhs

		2021-2022	2020-2021
	Mansukhmal Investments Pvt. Ltd.	479.52	-
	Naved Investment and Trading Co.Pvt. Ltd.	2.08	-
	Chemi Pharmex Pvt. Ltd.	2.08	-
e) Dividend received:	Savita Petro-Additives Ltd.	0.01	-
f) Dividend paid:	Basant Lok Trading Company Pvt. Ltd.	0.92	-
	Chemi Pharmex Pvt. Ltd.	0.16	-
	Khatri Investments Pvt. Ltd.	66.45	-
	Kurla Trading Co. Pvt. Ltd.	2.05	-
	Mansukhmal Investments Pvt. Ltd.	63.81	-
	Naved Investment and Trading Co. Pvt. Ltd.	1.43	-
g) Rent paid:	Chemi Pharmex Pvt. Ltd.	63.64	63.54
h) Car Parking charges:	Basant Lok Trading Company Pvt Ltd.	0.15	0.15
	Chemi Pharmex Pvt. Ltd.	0.15	0.15
i) Donations:	D. C. Mehra Public Charitable Trust	47.50	62.50
	N. K. Mehra Trust	47.50	62.50
B. Key management personnel:			
i. Executive Directors:			
a) Dividend:		1,373.82	-
b) Remuneration:	Short term employee benefits	894.47	689.09
	Post employment benefits	18.23	16.75
	Medical benefits	18.27	1.18
c) Purchase of shares**:		7,983.67	-
ii. Non-executive Directors:			
Commission and sitting fees		21.95	20.70
iii. Other key management personnel:			
Remuneration:	Short term employee benefits	114.61	99.22
	Post employment benefits	4.04	3.64
	Medical benefits	1.87	1.67
C. Relatives of key management personnel:			
a) Dividend paid:		26.49	-
b) Remuneration:		41.94	38.28
c) Purchase of shares**:		3,508.17	-

* All transactions are inclusive of GST wherever applicable.

Notes

to Consolidated Financial Statements for the year ended 31st March, 2022

** Share purchase consideration paid to key management personnel and relatives of key management personnel includes ₹ 5,031.83 Lakhs and ₹ 2,532.52 Lakhs paid on behalf of Mehra Syndicate and GNM SGM Trust respectively.

Balance outstanding :	As at 31st March, 2022 ₹ in Lakhs		As at 31st March, 2021 ₹ in Lakhs	
	Debit	Credit	Debit	Credit
Enterprises:				
Basant Lok Trading Company Pvt Ltd.	3.50	-	3.50	-
Chemi Pharmex Pvt. Ltd.	1.00	-	344.53	-
Khatri Investments Pvt. Ltd.	-	-	120.19	-
Key management personnel:				
Executive Directors	-	440.40	-	289.50
Non-executive Directors	-	9.00	-	9.00

Note - As the liabilities for gratuity and leave encashment are provided on an actuarial basis for Group as a whole, the amounts pertaining to the key managerial personnel are not included.

32 DETAILS OF SEGMENT REPORTING

A. Factors used to identify the entity's reportable segments, including the basis of organisation

For management purposes, the Group is organised into segments based on the nature of products / services and has two reportable segments, as follows:

a) petroleum products including transformer oils, white oils, mineral oils, liquid paraffins and lubricating oils etc.;

b) electricity generation through wind power plants.

The Chairman and Managing Director (CMD) evaluates the Group's performance and allocates resources based on an analysis of various performance indicators by operating segments. The CMD reviews revenue and gross profit as the performance indicator for all of the operating segments. However, the Group's finance (including finance cost and finance income) and income taxes are managed on a Group as a whole basis and are not allocated to any segment.

B. Information about reportable segments

	2021-2022 ₹ in Lakhs	2020-2021 ₹ in Lakhs
a) Segment Revenue:		
Petroleum Products	2,91,718.20	1,98,151.54
Wind Power	3,228.04	3,303.49
Other unallocated revenue	1,972.57	2,587.12
Inter segment revenue	-	-
Net Income from Operations	**2,96,918.81**	**2,04,042.15**
b) Segment Results:		
Profit before taxation and interest for each segment		
Petroleum Products	36,277.33	32,234.47
Wind Power	1,463.71	573.80
Unallocated	509.22	646.66
	38,250.26	**33,454.93**

Notes

to Consolidated Financial Statements for the year ended 31st March, 2022

	2021-2022 ₹ in Lakhs	2020-2021 ₹ in Lakhs
Less: i) Finance Costs	1,929.62	939.00
ii) Other unallocated expenditure	1,479.05	516.40
	3,408.67	**1,455.40**
Profit before tax	**34,841.59**	**31,999.53**

	As at 31st March, 2022 ₹ in Lakhs	As at 31st March, 2021 ₹ in Lakhs
(c) Segment Assets:		
Petroleum Products	1,39,933.03	1,43,678.82
Wind Power	8,036.20	8,527.90
Unallocated	50,946.16	32,987.42
	1,98,915.39	**1,85,194.14**
(d) Segment Liabilities:		
Petroleum Products	71,338.55	64,598.32
Wind Power	582.15	911.78
Unallocated	1,207.53	13,431.75
	73,128.23	**78,941.85**

	2021-2022 ₹ in Lakhs	2020-2021 ₹ in Lakhs
(e) Secondary Business Segment:		
Revenue by Geographical Segment		
Domestic	2,42,453.63	1,73,717.31
Export	54,465.18	27,695.33
	2,96,918.81	**2,01,412.64**

33 TAX EXPENSE

(a) Amounts recognised in the Statement of Profit and Loss

₹ in Lakhs

Particulars	Year ended 31st March, 2022	Year ended 31st March, 2021
Current tax expense		
Current year	8,901.31	8,207.84
Changes in estimates relating to prior years	8.50	(5.90)
	8,909.81	**8,201.94**

Notes

to Consolidated Financial Statements for the year ended 31st March, 2022

₹ in Lakhs

Particulars	Year ended 31st March, 2022	Year ended 31st March, 2021
Deferred tax expense		
Origination and reversal of temporary differences	(117.23)	77.99
Change in tax rate	-	-
Adjustment recognised in the period for current tax of prior periods	-	-
	(117.23)	**77.99**
Tax expense recognised in the Statement of Profit and Loss	**8,792.58**	**8,279.93**

(b) Amounts recognised in Other Comprehensive Income

Particulars	Year ended 31st March, 2022		
	Before tax	Tax (expense) / benefit	Net of tax
Items that will not be reclassified to profit or loss:			
Re-measurements of the defined benefit plans	(64.82)	16.31	(48.51)
	(64.82)	**16.31**	**(48.51)**

Particulars	Year ended 31st March, 2021		
	Before tax	Tax (expense) / benefit	Net of tax
Items that will not be reclassified to profit or loss:			
Re-measurements of the defined benefit plans	(90.75)	22.84	(67.91)
	(90.75)	**22.84**	**(67.91)**

(c) Reconciliation of effective tax rate

₹ in Lakhs

Particulars	Year ended 31st March, 2022	Year ended 31st March, 2021
Profit before tax	34,841.59	31,999.53
Tax using the Group's domestic tax rate	8,768.93	8,053.64
Increase / (decrease) due to change in tax rate	-	-
Tax effect of:		
Non-deductible tax expenses / disallowances under Income Tax Act	117.27	120.70
Allowable income tax on indexation of investment property	(35.12)	(29.29)
Temporary difference recognised in deferred taxes	(153.37)	(80.06)
Others	70.06	198.00
Excess provision of tax of prior periods	8.50	(5.90)
Amounts recognised in Other Comprehensive Income	16.31	22.84
Tax expense recognised in the Statement of Profit and Loss	**8,792.58**	**8,279.93**

Notes

to Consolidated Financial Statements for the year ended 31st March, 2022

(d) Movement in deferred tax balances

₹ in Lakhs

Particulars	Net balance 1st April, 2021	Recognised in profit or loss	Recognised in OCI	Net balance 31st March, 2022	Deferred tax asset	Deferred tax liability
Leave encashment	221.99	(10.75)	-	211.24	211.24	-
Property, plant and equipment and intangible assets and						
Investment property	(1,111.02)	144.95	-	(966.07)	-	966.07
Investment in unquoted equity instruments	(31.35)	31.80	-	0.45	-	(0.45)
Investment in quoted equity instruments	(24.72)	(16.55)	-	(41.27)	-	41.27
Investment in equity oriented mutual funds	(201.45)	16.57	-	(184.88)	-	184.88
Investment in unquoted mutual funds	(74.53)	(127.95)	-	(202.48)	-	202.48
Provision for doubtful debts and advances	735.13	72.17	-	807.30	807.30	-
Lease assets	(3.84)	(3.80)	-	(7.64)	-	7.64
Lease liabilities	-	3.92	-	3.92	3.92	-
Derivative Asset - Option contracts for External Commercial	-			-		
Borrowings (ECB) Loans and Import Purchases	(6.46)	6.46	-	-	-	-
Derivative Liability - Forward contracts for imports	-	0.59	-	0.59	0.59	-
Deferred grant	0.64	(0.56)	-	0.08	0.08	-
Borrowings	(0.64)	0.56	-	(0.08)	-	0.08
Gratuity and Bonus	0.17	(0.18)	-	(0.01)	-	0.01
Tax assets / (liabilities)	**(496.08)**	**117.23**	**-**	**(378.85)**	**1,023.13**	**1,401.98**

34 FINANCIAL INSTRUMENTS : ACCOUNTING CLASSIFICATIONS AND FAIR VALUE MEASUREMENTS

(i) Accounting classifications

The fair values of the financial assets and liabilities are determined at the amount at which the instrument could be exchanged in a current transaction between willing parties, other than in a forced or liquidation sale.

The carrying amounts of trade receivables, cash and cash equivalents, bank balances, short term deposits, trade payables, payables for acquisition of property, plant and equipment, short term loans from banks, financial institutions and other current financial assets and liabilities are considered to be the same as their fair values, due to their short-term nature.

(ii) Fair value measurements

The Group uses the following hierarchy for determining and disclosing the fair value of financial instruments by valuation technique:

Level 1 — Quoted (unadjusted) market prices in active markets for identical assets or liabilities

Level 2 — Valuation techniques for which the lowest level input that is significant to the fair value measurement is directly or indirectly observable

Notes

to Consolidated Financial Statements for the year ended 31st March, 2022

Level 3 — Valuation techniques for which the lowest level input that is significant to the fair value measurement is unobservable.

The following table presents carrying value and fair value of financial instruments by categories and also fair value hierarchy of assets and liabilities measured at fair value :

As at 31st March, 2022

₹ in Lakhs

Particulars	Note	Carrying Value	Classification			Fair Value		
			FVTPL	FVTOCI	Amortised Cost	Level 1	Level 2	Level 3
Financial assets								
Investments								
Investment in equity shares (quoted)	6.1	1,983.55	1,983.55	-	-	1,983.55	-	-
Investment in equity shares (unquoted)	6.1	0.20	0.20	-	-	-	0.20	-
Investment in preference shares (unquoted)	6.1	-	-	-	-	-	-	-
Investment in equity oriented mutual funds	6.1	13,046.47	13,046.47	-	-	13,046.47	-	-
Investment in mutual funds	6.1	31,302.49	31,302.49	-	-	31,302.49	-	-
Investment in bonds	6.1	502.51	502.51	-	-	502.51	-	-
Other investments	6.1	2.12	-	-	2.12	-	-	-
Trade receivables	6.2	59,021.29	-	-	59,021.29	-	-	-
Loans and Advances								
Loans to employees	6.3	61.27	-	-	61.27	-	-	-
Other financial assets								
Derivative instruments	6.4	-	-	-	-	-	-	-
Contract Assets	6.4	290.38	-	-	290.38	-	-	-
Other receivables	6.4	184.91	-	-	184.91	-	-	-
Cash and cash equivalents	6.5	6,006.88	-	-	6,006.88	-	-	-
Bank balances	6.6	778.60	-	-	778.60	-	-	-
		1,13,180.67	**46,835.22**	**-**	**66,345.45**	**46,835.02**	**0.20**	**-**
Financial Liabilities								
Borrowings								
Interest free sales tax deferral loans	11.1	12.17	-	-	12.17	-	-	-
Short term loan from Bank	11.2	-	-	-	-	-	-	-

Notes

to Consolidated Financial Statements for the year ended 31st March, 2022

₹ in Lakhs

Particulars	Note	Carrying Value	Classification			Fair Value		
			FVTPL	FVTOCI	Amortised Cost	Level 1	Level 2	Level 3
Trade payables and acceptances	11.3	63,309.27	-	-	63,309.27	-	-	-
Other financial liabilities								
Derivative instruments	11.4	2.35	2.35	-	-	-	2.35	-
Others	11.4	1,778.54	-	-	1,778.54	-	-	-
		65,102.33	**2.35**	**-**	**65,099.98**	**-**	**2.35**	**-**

As at 31st March, 2021

₹ in Lakhs

Particulars	Note	Carrying Value	Classification			Fair Value		
			FVTPL	FVTOCI	Amortised Cost	Level 1	Level 2	Level 3
Financial assets								
Investments								
Investment in equity shares (quoted)	6.1	582.18	582.18	-	-	582.18	-	-
Investment in equity shares (unquoted)	6.1	0.20	0.20	-	-	-	0.20	-
Investment in preference shares (unquoted)	6.1	-	-	-	-	-	-	-
Investment in equity oriented mutual funds	6.1	13,665.44	13,665.44	-	-	13,665.44	-	-
Investment in mutual funds	6.1	14,584.50	14,584.50	-	-	14,584.50	-	-
Investment in bonds	6.1	-	-	-	-	-	-	-
Other investments	6.1	2.12	-	-	2.12	-	-	-
Trade receivables	6.2	56,349.23	-	-	56,349.23	-	-	-
Loans and Advances								
Loans to employees	6.3	40.06	-	-	40.06	-	-	-
Other financial assets								
Derivative instruments	6.4	25.65	25.65	-	-	-	25.65	-
Contract Assets	6.4	414.68	-	-	414.68	-	-	-
Other receivables	6.4	258.41	-	-	258.41	-	-	-
Cash and cash equivalents	6.5	6,451.44	-	-	6,451.44	-	-	-
Bank balances	6.6	1,641.99	-	-	1,641.99	-	-	-
		94,015.90	**28,857.97**	**-**	**65,157.93**	**28,832.12**	**25.85**	**-**

Notes

to Consolidated Financial Statements for the year ended 31st March, 2022

₹ in Lakhs

Particulars	Note	Carrying Value	Classification			Fair Value		
			FVTPL	FVTOCI	Amortised Cost	Level 1	Level 2	Level 3
Financial Liabilities								
Borrowings								
Interest free sales tax deferral loans	11.1	47.88	-	-	47.88	-	-	-
Short term loan from Bank	11.2	-	-	-	-	-	-	-
Trade payables and acceptances	11.3	57,927.06	-	-	57,927.06	-	-	-
Other financial liabilities								
Derivative instruments	11.4	-	-	-	-	-	-	-
Others	11.4	14,322.11	-	-	14,322.11	-	-	-
		72,297.05	**-**	**-**	**72,297.05**	**-**	**-**	**-**

During the reporting period ending 31st March, 2022 and 31st March, 2021, there were no transfers between Level 1 and Level 2 fair value measurements and no transfer into and out of Level 3 fair value measurements.

(iii) Description of significant observable inputs to valuation:

The following table shows the valuation techniques used to determine fair value:

Type	Valuation technique
Investments in equity shares (quoted)	Based on closing share price on stock exchange
Investments in equity shares (unquoted)	Based on book value
Investment in mutual fund	Based on NAV
Investment in bonds	Based on last traded price
Loan to employees	Based on prevailing market interest rate
Loans from foreign banks	Fair valued based on prevailing exchange rate at each closing date
Interest-free sales tax deferral loans	Discounted cash flows. The valuation model considers the present value of payments discounted using appropriate discounting rates.
Derivative instruments	Based on quotes from banks and financial institutions

35 FINANCIAL RISK MANAGEMENT

Risk management framework

The Group has put in place Risk Management Policy, objectives of which are to optimise business performance, to promote confidence amongst the Group's stakeholders in the effectiveness of its business management process and its ability to plan and meet its strategic objectives. The Group has a Risk Management Committee (RMC) comprising senior executives which is responsible for the review of risk management processes within the Group, and for overseeing the implementation of the requirements of this policy. The RMC provides updates to the Board on a regular basis on key

Notes

to Consolidated Financial Statements for the year ended 31st March, 2022

risks faced by the Group, and the relevant mitigant actions. At an operational level, the respective functional managers are responsible for identifying and assessing risks within their area of responsibility; implementing agreed actions to treat such risks; and for reporting any event or circumstance that may result in new risks. The Group's risk management system is fully aligned with the corporate and operational objectives.

The Board of Directors of the Group and the Audit Committee of Directors periodically review the Risk Management Policy of the Group so that the management controls the risks through properly defined network.

The Group has identified financial risks and categorised them in three parts viz. (i) Credit Risk, (ii) Liquidity Risk and (iii) Market Risk. Details regarding sources of risk in each such category and how Group manages the risk is explained in following notes:

(i) Credit risk

Credit risk refers to the possibility of a customer or other counterparties not meeting their obligations and terms and conditions which would result into financial losses. Such risk arises mainly from trade receivables and investments. Credit risk is managed through internal credit control mechanism such as credit approvals, establishing credit limits and continuously monitoring the credit worthiness of customers to which the Group grants credit terms in the normal course of business. The Group establishes an allowance for doubtful debts and impairment that represents its estimate of incurred losses in respect of trade and other receivables and investments. The maximum exposure to credit risk in case of all the financial instruments covered below is restricted to their respective carrying amount.

Trade receivables

The Group's exposure to credit risk is influenced mainly by the following:

Petroleum Products Segment – As per the credit policy of the Group, generally no credit is given exceeding the accepted credit norms. The Group deals with State Electricity Boards and large corporate houses after considering their credit standing. The credit policy with respect to other customers is strictly monitored by the Group at periodic intervals. Credit risk is managed through credit approvals, establishing credit limits and continuously monitoring the credit worthiness of customers. In addition, for amounts recoverable on exports, the Group has adequate insurance to mitigate overseas customer and country risk.

Wind Energy Segment – Since the sale of wind energy is mostly to State Electricity Boards and reputed big corporates mostly against performance bank guarantees, the Group is of the view that the risk is highly mitigated.

As at 31.3.2022, the Group's most significant customers accounted for ₹ 18,995.39 Lakhs of the trade receivables carrying amount (Previous year ₹ 19,724.54 Lakhs).

The Group uses an allowance matrix to measure the expected credit losses of trade receivables (which are considered good). The following table provides information about the exposure to credit risk and loss allowance (including expected credit loss provision) for trade receivables:

₹ in Lakhs

Ageing	Gross Carrying Amount	Expected Credit Loss Rate (%)	Credit Loss	Net Carrying Amount
Not due	39,661.63	-	-	39,661.63
1-90 days past due	14,117.31	0.01	1.45	14,115.86
91-180 days past due	2,379.93	0.06	1.33	2,378.60
181-270 days past due	1,196.21	0.05	0.56	1,195.65
More than 270 days past due	1,880.80	11.23	211.25	1,669.55
	59,235.88		**214.59**	**59,021.29**

Note : Expected credit loss is worked out on the trade receivable for which no specific provision is made.

Notes

to Consolidated Financial Statements for the year ended 31st March, 2022

Cash and cash equivalents

The Group held cash and cash equivalents of ₹ 6,006.88 Lakhs at 31st March, 2022 (Previous year ₹ 6,451.44 Lakhs). The cash and cash equivalents are held with banks with good credit ratings.

Derivatives

The option contracts, forwards and interest rate swaps were entered into with banks having an investment grade rating and exposure to counterparties is closely monitored and kept within the approved limits.

Investments

The Group invests its surplus funds mainly in liquid / short term debt fund schemes of mutual funds for short duration, which carry no / low mark to market risks and therefore, exposes the Group to low credit risk. Such investments are made after reviewing the credit worthiness and market standing of such funds and therefore, minimises the Group's exposure to credit risk. Such investments are monitored on a regular basis.

Security Deposit

The Group has taken premises on lease and has paid security deposits. Since the Group has the ability to adjust the deposit with future lease payments, therefore, does not expose the Group to credit risk.

(ii) Liquidity risk

Liquidity risk is the risk that the Group will not be able to meet its financial obligations on due date. The Group has a strong focus on effective management of its liquidity to ensure that all business and financial commitments are met on time. This is ensured through proper financial planning with detailed annual business plans, discussed at appropriate levels within the organisation. Annual business plans are divided into quarterly plans and put up to management for detailed discussion and an analysis of the nature and quality of the assumptions, parameters etc. Daily and monthly cash flows are prepared, followed and monitored at senior levels to prevent undue loss of interest and utilise cash in an effective manner. Cash management services are availed to avoid any loss of interest on collections. In addition, the Group has adequate, duly approved borrowing limits in place with reputed banks.

(a) Financing arrangements

The Group has an adequate fund and non-fund based limits with various banks. The Group's diversified source of funds and strong operating cash flow enables it to maintain requisite capital structure discipline. The financing products include working capital loans, buyer's credit loan etc.

(b) Maturities of financial liabilities

The amounts disclosed in the table are the contractual undiscounted cash flows.

₹ in Lakhs

As at 31st March, 2022	Less than one year	1 to 5 years	More than Five Years	Total
Borrowings (including current maturities of long-term debts)	12.50	-	-	12.50
Trade payables	63,309.27	-	-	63,309.27
Other financial liabilities (other than derivative liabilities)	1,778.54	-	-	1,778.54
Derivative Liabilities	2.35	-	-	2.35
Total	**65,102.66**	**-**	**-**	**65,102.66**

Notes

to Consolidated Financial Statements for the year ended 31st March, 2022

₹ in Lakhs

As at 31st March, 2021	Less than one year	1 to 5 years	More than Five Years	Total
Borrowings (including current maturities of long-term debts)	37.93	12.49	-	50.42
Trade payables	57,927.06	-	-	57,927.06
Other financial liabilities (other than derivative liabilities)	14,322.11	-	-	14,322.11
Total	**72,287.10**	**12.49**	**-**	**72,299.59**

(iii) Market Risk

The risk that the fair value or future cash flows of financial instruments will fluctuate because of changes in market price. Market risk further comprises of (a) Currency risk, (b) Interest rate risk and (c) Commodity risk.

(a) Currency Risk

The Group is exposed to currency risk mainly on account of its import payables and export receivables in foreign currency. The major exposures of the Group are in U.S. dollars. The Group hedges its import foreign exchange exposure partly through exports and depending upon the market situations partly through options and forward foreign currency contracts. The Group has a policy in place for hedging its foreign currency borrowings along with interest. The Group does not use derivative financial instruments for trading or speculative purposes.

Following are the derivative financial instruments to hedge the foreign exchange rate risk as of dates:

Category	Instrument	Currency	Cross Currency
Hedges of recognised assets and liabilities	Forward / Option contracts	USD	INR

Exposure to currency risk - The currency profile of financial assets and financial liabilities is as below:

Particulars	As at 31st March, 2022		As at 31st March, 2021	
	₹ in Lakhs	Exposure in USD	₹ in Lakhs	Exposure in USD
Financial assets				
Trade and other receivables	7,329.25	96,71,711	7,447.01	1,01,85,886
Cash and cash equivalents	3,013.64	39,76,834	3,320.07	45,40,861
Net exposure for assets - A	**10,342.89**	**1,36,48,545**	**10,767.08**	**1,47,26,747**
Financial liabilities				
Trade Payables	52,760.83	6,96,14,207	46,301.97	6,33,23,264
Other financial liabilities	273.54	3,81,623	213.10	3,03,849
Less: Foreign currency forward /option exchange contracts	4,168.45	55,00,000	4,423.76	60,50,000
Net exposure for liabilities - B	**48,865.92**	**6,44,95,830**	**42,091.31**	**5,75,77,113**
Net exposure (A-B)	**(38,523.03)**	**(5,08,47,285)**	**(31,324.23)**	**(4,28,50,366)**

Notes

to Consolidated Financial Statements for the year ended 31st March, 2022

Particulars	As at 31st March, 2022		As at 31st March, 2021	
	₹ in Lakhs	Exposure in Other Foreign Currencies	₹ in Lakhs	Exposure in Other Foreign Currencies
Financial assets				
Trade and other receivables	347.33	4,12,732	192.49	2,24,536
Cash and cash equivalents	2.17	2,738	0.24	438
Net exposure for assets - A	**349.50**	**4,15,471**	**192.73**	**2,24,974**
Financial liabilities				
Other financial liabilities	27.81	35,593	27.81	35,593
Less: Foreign currency forward /option exchange contracts	-	-	-	-
Net exposure for liabilities - B	**27.81**	**35,593**	**27.81**	**35,593**
Net exposure (A-B)	**321.69**	**3,79,878**	**164.92**	**1,89,382**

The following exchange rates have been applied at the end of the respective years

	31st March, 2022 ₹	31st March, 2021 ₹
USD 1	75.79	73.12

Sensitivity analysis

The table below shows sensitivity of open forex exposure to USD / INR movement. We have considered 1% (+ / -) change in USD / INR movement, increase indicates appreciation in USD / INR whereas decrease indicates depreciation in USD / INR. The indicative 1% movement is directional and does not reflect management forecast on currency movement.

Impact on profit or loss due to % increase / (decrease) in currency

₹ in Lakhs

Particulars	2021-22		2020-21	
	Increase	(Decrease)	Increase	(Decrease)
Movement (%)	1%	1%	1%	1%
USD	385.37	(385.37)	313.32	(313.32)

(b) Interest rate risk

Interest rate risk is the risk that the fair value or future cash flows of a financial instrument will fluctuate because of changes in market interest rates. The Group manages its cash flow interest rate risk by using floating-to-fixed interest rate swaps. Under these swaps, the Group agrees with other parties to exchange, at specified intervals (i.e. quarterly), the difference between fixed contract rates and floating rate interest amounts calculated by reference to the agreed notional principal amounts. The management also maintains a portfolio mix of floating and fixed rate debt. Borrowings issued at variable rates expose the Group to cash flow interest rate risk.

The Group is not exposed to significant interest rate risk during the respective reporting periods.

Notes

to Consolidated Financial Statements for the year ended 31st March, 2022

Following are the outstanding derivative financial instruments to hedge currency and the interest rate risk as of dates

₹ in Lakhs

Category	Purpose	Currency	Cross Currency	31st March, 2022	31st March, 2021	Buy/Sell
Forwards contracts / Options Contracts	Imports	USD	INR	4,168.45	4,423.76	Buy

Interest rate risk exposure:

Group's interest rate risk arises from borrowings. The interest rate profile of the Group's interest-bearing financial instruments as reported to the management of the Group is as follows:

₹ in Lakhs

Carrying amount as at	31st Match, 2022	31st March, 2021
Fixed-rate instruments		
Financial assets	-	-
Financial liabilities	-	-
Variable-rate instruments		
Financial assets	-	-
Financial liabilities	30,080.00	22,325.86

Cash flow sensitivity analysis for variable-rate instruments

A reasonably possible change of 25 basis points in interest rates at the reporting date would have increased / (decreased) profit or loss by the amounts shown below. The indicative 25 basis point (0.25%) movement is directional and does not reflect management forecast on interest rate movement.

This analysis assumes that all other variables, in particular foreign currency exchange rates, remain constant.

₹ in Lakhs

Particulars	2021-22	2020-21
Floating rate borrowings	75.20	55.81

(c) Commodity Risk

Raw Material Risk

Petroleum Products Segment - Timely availability and also non-availability of good quality base oils from across the globe could negate the qualitative and quantitative production of various products of the Group. Volatility in prices of crude oil and base oil is another major risk for this segment. The Group procures base oils from various suppliers scattered in different parts of the world. The Group tries to enter into long term supply contracts with regular suppliers and at times buys base oils on spot basis.

Wind Energy Segment – Availability of good windy sites, delays in land acquisitions and forest land approvals, right of way issues, weak Renewal Purchase Obligation enforcement, resistance to Open Access by State Electricity Boards, lack of adequate transmission infrastructure can effect the decisions to invest and to operate this segment. The Group tries its best to carry out a thorough feasibility study before embarking on investment in this segment. The Group also explores the possibility of scattering its investments over various states and over a period of time.

Notes

to Consolidated Financial Statements for the year ended 31st March, 2022

Capital management

The Group's policy is to maintain a strong capital base so as to maintain investor, creditor and market confidence and to sustain future development of the business. Management monitors the return on capital as well as the level of dividends to ordinary shareholders.

i) Debt Equity Ratio

The Group monitors capital using debt equity ratio. The Group's debt to equity ratios are as follows:

₹ in Lakhs

Particulars	31st Match, 2022	31st March, 2021
Total borrowings (Refer note 11.1 and 11.2)	12.17	47.88
Total equity (Refer note 9 and 10)	1,25,787.16	1,06,252.29
Debt to Equity ratio	0.01	0.01

ii) Dividends

Dividends paid during the year

		Year ended 31st March, 2022	Year ended 31st March, 2021
Dividend paid by the Company	Rate per share ₹	15.00	-
	Amount (₹ in Lakhs)	2,073.01	-
Dividend paid by subsidiary	Rate per share ₹	10.00	-
	Amount (₹ in Lakhs)	60.00	-

36 The Group's operations at Mahad Manufacturing facility were adversely impacted in July, 2021 due to flood causing damage to certain fixed assets and some of the inventory. Necessary actions were taken to restore normal operations within 45 days thereafter. The Group's fixed assets and inventory are fully insured and the Group is in the process of filing and claiming loss from the insurance company.

37 ADDITIONAL INFORMATION, AS REQUIRED UNDER SCHEDULE III TO THE COMPANIES ACT, 2013, OF ENTERPRISES CONSOLIDATED AS SUBSIDIARY AND ASSOCIATES

Name of the entity	Net Assets		Share of Profit or Loss	
	As a % of consolidated net assets	Amount ₹ in Lakhs	As % of consolidated profit or loss	Amount ₹ in Lakhs
Holding Company:	91.39	1,14,960.91	95.49	33,270.67
Savita Oil Technologies Limited				
Subsidiaries:				
Savita Polymers Limited	8.61	10,830.05	4.12	1,435.85
Total consolidated assets minus liabilities	**100.00**	**1,25,787.16**	**100.00**	**34,841.59**

Notes

to Consolidated Financial Statements for the year ended 31st March, 2022

38 ADDITIONAL REGULATORY INFORMATION

a) The title deeds of immovable properties (other than properties where the Group is the lessee and the lease agreements are duly executed in favour of the lessee), are held in the name of the Group.

b) To the best of the Group's knowledge and information, there are no transactions which are not recorded in the books of account or have been surrendered or disclosed as income during the year in the tax assessments under Income Tax Act, 1961.

c) The Group has not been declared willful defaulter by any of the banks or financial institutions or any other lender.

d) To the best of the Group's knowledge and information, the Group does not deal with the struck off companies.

e) the Group has registered charges with Registrar of Companies (RoC) within time wherever applicable. The Group has filed necessary forms within due date for satisfaction of charge with the RoC.

f) The funds borrowed for short term purposes have not been utilised for any other purpose / long term purposes.

g) the Group does not hold any benami property and no proceedings have been initiated or pending against the Group for holding any benami property under the Benami Transactions (Prohibition) Act, 1988 (45 of 1988) and rules made thereunder.

h) the Group does not trade or invest in any crypto currency.

i) During the year, the Company has acquired shares of Savita Polymers Limited (SPL) making it a wholly owned subsidiary of the Group. the Group intends to merge SPL with it and the necessary steps are being taken for the approval of the merger.

		2021-2022	2020-2021
39	**BASIC AND DILUTED EARNINGS PER SHARE:**		
	Profit for the year after tax (₹ in Lakhs)	26,049.01	23,719.60
	Weighted Average Number of ordinary shares (Nos.)	1,38,48,965	1,40,71,083
	Nominal value of the share ₹	10	10
	Basic and diluted earnings per share ₹	188.09	168.57

40 Previous year's figures have been regrouped / rearranged wherever necessary to conform to those of current year classification.

41 The Group continues to assess the possible impact of Covid-19 on its financial statements based on the internal and external information available up to the date of approval of these financial statements and concluded that no adjustment is required in these statements. Based on assessment of business and economic conditions, the Company expects to recover the carrying amounts of its assets.

As per our report of the even date

For **G. D. Apte & Co.**
Chartered Accountants
Firm's Registration No.: 100515W

Chetan R. Sapre
Partner
Membership No.: 116952
Mumbai
30th May, 2022

U.C. Rege
Company Secratary & Executive VP Legal

S.M. Dixit
(DIN: 02359138)
Chief Financial Officer and Whole-time Director

For and on behalf of the Board

G.N. Mehra (DIN: 00296615) Chairman and Managing Director
S.G. Mehra (DIN: 06454215) Whole-time Director
R.N. Pisharody (DIN: 01875848) Non-Executive Independent Director
M.C. Dalal (DIN: 00087178) Non-Executive Independent Director

Notes

Notes

Notes

Plant at Turbhe

Plant at Kharadpada

Plant at Silli

SAVITA
bonds build businesses

Savita Oil Technologies Limited

Registered Office:
66/67, Nariman Bhavan, Nariman Point,
Mumbai - 400 021, India.
Tel.: +91-22-2288 3061-64 / 6624 6200
Fax: +91-22-2202 9364 | Email: legal@savita.com
CIN: L24100MH1961PLC012066
www.savita.com | www.savsol.com

Concept, Content & Design
WYATT Prism COMMUNICATIONS (info@wyatt.co.in)