

# South West Pinnacle

ISO 9001 : 2015 Certified Company

Date: 03/09/2021

To,

The Manager  
Listing Department,  
National Stock Exchange of India Limited  
Exchange Plaza, Bandra Kurla Complex,  
Bandra (East), Mumbai-400051

**Symbol: SOUTHWEST**

**Subject- Submission of Annual Report of M/s South West Pinnacle Exploration Limited for the Financial Year 2020-21**

Dear Sir/Madam,

The 15<sup>th</sup> Annual General Meeting ("AGM") of the Company will be held on **Wednesday, 29<sup>th</sup> September, 2021** at 03:00 P.M. IST through Video Conferencing/Other Audio Visual Means.

Pursuant to Regulation 34(1) read with Regulation 30 of the SEBI (Listing Obligations and Disclosure Requirements) Regulations, 2015, please find enclosed herewith the 15<sup>th</sup> Annual Report of the Company for the Financial Year 2020-21.

In Compliance with General Circular Nos. 14/2020 dated 8<sup>th</sup> April, 2020, Circular No. 17/2020 dated 13<sup>th</sup> April, 2020, Circular No. 20/2020 dated 5<sup>th</sup> May, 2020 and Circular No. 02/2021 dated 13<sup>th</sup> January, 2021 ('MCA Circulars') and also the Circular dated 12<sup>th</sup> May, 2020 and 15<sup>th</sup> January, 2021, issued by the Securities and Exchange Board of India ("SEBI Circular"), the Annual Report for the F.Y 2020-21 containing the Notice of 15<sup>th</sup> AGM have been sent to the members of the Company through electronic mode only, to those Members whose e-mail addresses are registered with the Company or Registrar and Share Transfer Agent/Depositories..

The Annual Report containing Notice of 15<sup>th</sup> Annual General Meeting is also uploaded on the Company's website at [www.southwestpinnacle.com](http://www.southwestpinnacle.com).

This is for your information and record.

Thanking you,

For South West Pinnacle Exploration Limited

Vaishali

Company Secretary & Compliance Officer

Encl: a/a

**South West Pinnacle Exploration Limited**

(formerly known as South West Pinnacle Exploration Pvt. Ltd.)

CIN No.: L13203HR2006PLC049480

**Regd. & Corp. Office:**

"Sidhartha House"

4th Floor, Plot No - 6, Sector-44,

Gurugram-122003

Haryana, INDIA


(T) : + 91 124 4235400/01/03

(F) : + 91 124 4235402

(E) : [info@southwestpinnacle.com](mailto:info@southwestpinnacle.com)

(W): [www.southwestpinnacle.com](http://www.southwestpinnacle.com)





# South West Pinnacle

Exploration Limited



15th  
**ANNUAL REPORT**  
**2020-2021**



# Contents



No.		Page
1.	Chairman & Managing Director's Message	01
2.	Joint Managing Director's Message	02
3.	Board of Directors	03-04
4.	Corporate Information	05-07
5.	Notice	08-22
6.	Board's Report	23-49
7.	Management Discussion and Analysis Report	50-56
8.	Secretarial Audit Report	57-59
9.	Corporate Governance Report	60-78
10.	Annexures to Board's Report	79-85
11.	Standalone Financial Statements	
	❖ Auditor's Report	87-95
	❖ Balance Sheet	96
	❖ Profit and Loss Statement	97
	❖ Cash Flow Statement	98
	❖ Accounting Policies	99-110
	❖ Notes to Accounts	111-138
12.	Consolidated Financial Statements	
	❖ Auditor's Report	140-147
	❖ Balance Sheet	148
	❖ Profit and Loss Statement	149
	❖ Cash Flow Statement	150
	❖ Accounting Policies	151-154
	❖ Notes to Accounts	155-182





## Chairman & Managing Director's Message

Dear Share holders,

The year 2020-21 has been a challenging year for everyone . The COVID-19 pandemic has had a significant impact on lives, livelihood and the business. Operational challenges mounted in terms of Covid related restrictions imposed by various Government agencies resulting in disruption in entire business cycle mainly during first few months.

Despite facing pandemic related challenges your company has ended the year FY 2020-21 with Revenues of INR 105.18 Crores and PAT of INR 10.53 Crore on stand alone basis. This is for the first time in the history of the company to achieve this milestone of crossing INR 100 Crore mark of Revenue. The performance of your company could have been even better but for the pandemic which hampered our plans to a great extent.

As the second wave of the pandemic is still unfolding with prediction of a third wave in the offing, our focus continues to be on our people's health and safety ensuring adherence of COVID protocol diligently and encouraging them for faster inoculation besides caring for the communities in which we operate. The sudden onslaught of second wave had a bearing on our operations in the last month of previous Year which continued till April and May 2021. With the relentless commitment and dedication of every member of the company, we could overcome the challenges and could manage fairly good results of Q1 of 2021-22 registering growth in revenue by 62% and PAT by 120% on standalone basis.

Our current order book continues to be healthy enough and we expect to win few new contracts / work orders in the tenders we have participated recently. This will further strengthen our order book. Your company sees immense opportunities for growth in present day scenario by sharpening its' capabilities needed for growth and is confident of achieving growth of around 20 % (CAGR) over the next three years.

As a policy, we keep exploring new opportunities and aligning our business models with policy announcements by the Government of the day. Recent decision of Government of India regarding opening up of the coal mining sector for private players has given us one such opportunity. We, accordingly, have quickly spotted it , being natural extension to what we are doing since last over one and half decades and after careful analysis of coal blocks offered by Ministry of Coal in their Second tranche of auction launched on 25<sup>th</sup> March 2021, we have participated in the auction process with full preparations. We are pleased to share that we have won one such coal block in the state of Jharkhand which is partially explored. We shall now start mine development program soon and shall keep sharing with you the progress in the times ahead.

Your company has been guided by a set of strong beliefs right from the time it was founded. Belief in our core values, belief in putting the customer above all, belief in empowering the employees, belief in trying out new ideas and models, and belief in doing right by all the stakeholders communities we work with. Our strong belief is also to contribute to whatever extent in bringing the underprivileged section of our society to the main stream of our development journey . In this direction we keep supporting many sustainable development projects for the benefit of communities living in and around our site locations.

Maintaining the past trend the board of directors have recommended a dividend of 5% to the shareholders other than the promoters subject to approval by shareholders at the AGM to serve our shareholders, especially the minority shareholders may be in a little way.

I would take this opportunity to thank all our employees who have been tirelessly working throughout this challenging year. Most importantly, I would like to thank our shareholders, customers, bankers, suppliers and all other stakeholders for their overwhelming trust , support and confidence in the company .

**Best Regards,  
Vikas Jain  
Chairman & Managing Director**



## Joint Managing Director's Message

Dear Share holders,

While writing this, some parts of India and many other countries around the world are in the grip of second or even third wave of the pandemic. It is a health crisis of the kind we have not seen in generations. My heart goes out to every one out there who has suffered the loss of loved ones. Eventually I am confident that we will get it under control but until then, I appeal you all to stay safe, follow COVID discipline and get vaccinated if you have not done so far and keep your spirit high.

On the business front, your company weathered the pandemic quite well and adopted quickly to a new operating model that prioritized the health and well being of employees while enabling it to continue supporting its clients. Your company's resilience and responsiveness during the crisis earned goodwill from the clients and enhanced its' standing in the market place.

After the initial impact from lock down related disruptions, your company quickly returned to the growth trajectory over next ten months before sudden onslaught of second wave in the fag end of the year. The relentless commitment and dedication of every employee of the company helped the business to overcome this challenge too resulting in achieving a significant milestone of crossing INR 100 Crore mark of revenue for the first time in history.

During FY 2020-21, we have done over 1.50 lac meters of drilling, cumulatively we have completed more than 20.00 lac meters of drilling. The company has capacity to drill up to the depth of 2500 meters. Besides, we have also completed 464 Sq Kilometer of 3D and 224 Line kilometer of 2D Seismic data acquisition and processing. Our drilling had a wide coverage which includes Coal & Mineral, CBM, Shale Gas, Aquifer mapping etc. Presently, we have 18 running operations across India and managing the operations with the help of 35 no rigs, 6 no Vibrosis, 3 Siesmic crews with 8000 Channels etc. etc.

Your company had been maintaining healthy order book of over INR 200 Crores which includes orders from Indian Oil Ltd. in the state of Assam, Atomic Minerals Directorate for Exploration & Research in the state of Odisha and Uttar Pradesh, Central Mine Planning & Design Institute Limited (CMPDI) in Odisha and Chhattisgarh, Odisha Mining Corporation (OMC) and Geological survey of India (GSI) in Telangana besides Hindustan Zinc Ltd., Hindalco Industries Limited, etc. Apart, your company has recently participated/ participating in many fresh tenders across domains valuing over Rs. 500 Crores which will further strengthen our order book in the times to come. Besides, it gives me immense pleasure to share with you that your company has recently won a large copper mining contract to do around 63 Million Tons of mining over a period of 10 years. The total value of contract is USD 125 Million

Your company's policy to tweak the business model from time to time to alignit with the changing time and to calibrate with the changes in Government policies is paying rich dividends and is proving to be a prudent business strategy. Recent coal block win is a testimony to our policy. The coal block is having coking coal reserves estimated to be around 84 Million Tons and the mine is spread in over 2.66 square kilometers. We strongly believe that it will prove to be a prudent business decision in capitalizing our skills and experience in the field. The company is planning to put the process of mine development on fast track mode and start exploration activities soon. We shall keep you updating the progress from time to time.

Your Company remains committed to the highest standards of Operational Health, Safety, and Environment(OHSE). I am pleased to share that despite running 17 to 18 operations on pan India basis there has been no noticeable incidence during FY 2020-21 as in the previous year, thus maintaining impeccable track record of safety. We would continue our efforts in imbibing and strengthening strong safety culture in the Company. During this Pandemic all our employees and contractors were strictly advised to follow the COVID protocol diligently yet three of our employees succumb to the pandemic, I offer my condolences to the bereaved families.

I would like to take this opportunity to thank all our stakeholders, my colleagues, clients, contractors and shareholders for their continued trust, confidence and support reposed on the company and look forward for their guidance and support in future too.

**Warm Regards,  
Piyush Jain  
Jt. Managing Director**

Mr. Vikas Jain, aged 46 is the Promoter, Chairman & Managing Director of South West Pinnacle Exploration Limited (SWPE). He is the founder of our company. He has been director on board since inception and the guiding force behind the strategic decision backed by industry experienced professionals to run the business. He has more than 15 year of experience in exploration and Mining sector.

He has completed his Masters in Business and Administration from Johnson & Wales University, USA. He looks after business development, finance, formulation of overall strategy for growth, future prospects and client relationships besides administrative affairs.



**Vikas Jain**  
Chairman & Managing  
Director



**Piyush Jain**  
Joint Managing Director

Mr. Piyush Jain, aged 39 years is the promoter & Joint Managing Director of South West Pinnacle Exploration Limited (SWPE). He has joined the board of our Company in the year 2009 and since then directly involved in developing, planning, scheduling and supervising the operations of the Company. He has more than 12 years of experience in exploration and Mining sector.

He has done his M.Sc. in Management & Entrepreneurship from Nottingham Trent University, UK and BSc in Business & Management Studies from IILM, New Delhi affiliated to University of Bradford, UK. He oversees operational responsibilities, procurement, HSE and Business Development of our Company.

Mr. Roger James Lord, aged 73 years is the Non Executive Director of our Company. He has rich experience of more than 40 years in Drilling Industry. He started his career in Drilling Industry in Australia for carrying out drilling operations and he is associated with our Company from the date of inception, to assist the company in the drilling and exploration. He is registered NSW Driller issued with Class License 6, by Water Regulation Officer, Australia.



**Roger James Lord**  
Non Executive Director



Mr. Rajendra Prasad Ritolia, aged 72 years is the Independent Director of the Company. He is designated as Independent Director of our Company w.e.f. March 31, 2019. He has done his Post graduation in Mining from Leoben, Austria (under UNO scholarship) and post-graduate diploma in Management from AIMA. He has held the position of Former Chairman-cum-Managing Director of Central Coalfields Ltd, Ranchi, India and Former Managing Director, Tata Steel Ltd. He is recipient of several awards like Dewan Bahadur DD Thacker Gold Medal Award for outstanding contribution to Coal Mining Industry by MGMI Indira Gandhi Memorial National Award 2007 for Best PSU Chief Executive, Award of Excellence by Indian Mine Managers' Association & Lifetime Achievement Award by National Institute of Personnel Management.



**Rajendra Prasad Ritolia**  
Independent Director



**Sudha Maheshwari**  
Independent Director

Mrs. Sudha Maheshwari, aged 39 years is an Independent Director of our Company. She has been appointed as Independent Director of our Company w.e.f. October 31, 2017 and reappointed for second term of three years w.e.f. October 30, 2020. She has completed her graduation and post graduation in Economics and MBA from St. Xavier's, Mumbai & University of Warwick, U.K. respectively. She has a varied experience in the fields of business strategy & operations, marketing activities, corporate & regulatory affairs and CSR initiatives. Apart from having served MNCs like Citibank, Deloitte, Phillip Morris, she has also been an entrepreneur in the field of E-commerce venture.

Mr. Jitendra Kumar Mishra, aged 50 years is an Independent Director of our Company. He has been appointed as an Independent Director of our Company w.e.f. November 07, 2017 and reappointed for second term of three years w.e.f. November 07, 2020. He is a qualified Chartered Accountant (CA), Certified Forensic Accounting & Fraud Detection Auditor (FAFD) & Cost & Management Accountant (CMA) with over 22 years of qualitative and versatile experience in various Finance & Accounts roles.

He has vast experience in Finance, Funds Management, Business Restructuring, Accounting, Budgeting, Business Planning, Taxation (Direct and Indirect), Treasury operations and Risk Management. He has industry experience into Service Industry, Value Added Telecom Services, IT & Software Industry etc. and in the past has served reputed Cos. like - HUGES Communication, Mascon Global Ltd., HCL Technologies etc. in senior financial management roles.



**Jitendra Kumar Mishra**  
Independent Director

**COMPANY NAME:**

**SOUTH WEST PINNACLE EXPLORATION LIMITED**

**CIN: L13203HR2006PLC049480**

**Registered & Corporate Office :** Siddhartha House, 4th Floor, Plot No. 6,  
Sector-44, Gurugram, Haryana - 122003

**Registrar And Share Transfer Agent:**

**LINK INTIME INDIA PRIVATE LIMITED**

Noble Heights, 1st Floor, Plot NH 2  
C-1 Block LSC, Near Savitri Market, Janakpuri  
New Delhi – 110058

**Stock Exchange Details:**

**NATIONAL STOCK EXCHANGE OF INDIA LTD (NSE)**

BOARD OF DIRECTORS	
Mr. Vikas Jain (DIN: 00049217)	Promoter and Chairman & Managing Director
Mr. Piyush Jain (DIN:00049319)	Promoter & Joint Managing Director
Mr. Roger James Lord (DIN: 00952295)	Non-Executive Director
Mrs. Sudha Maheshwari (DIN: 06784093)	Non-Executive & Independent Director
Mr. Jitendra Kumar Mishra (DIN: 07983426)	Non-Executive & Independent Director
Mr. Rajendra Prasad Ritolia (DIN: 00119488)	Non-Executive & Independent Director

OTHER KEY MANAGERIAL PERSONNEL	
Mr. Dinesh Agarwal (PAN: ABIPA2523R)	Chief Financial Officer
Ms. Vaishali (PAN: AVOPB4837D)	Company Secretary & Compliance Officer

**STATUTORY AUDITORS :**

**Doogar & Associates**

13, Community Centre,  
East of Kailash,  
New Delhi-110065

**INTERNAL AUDITOR:**

**Mr. Anurag Bhura**

Chartered Accountant

**INVESTOR RELATION MAIL ID:**

investors@southwestpinnacle.com

**SECRETARIAL AUDITORS :**

**KKS & Associates,**

Company Secretaries,  
407, Indra Prakash Building  
Barakhamba Road, New Delhi-110001

**BANKERS**

HDFC Bank

A-12, DLF Qutab Enclave,  
Phase I, Gurugram-122002

Axis Bank Ltd.

Greenwood Plaza, Block B  
Sector 45, Gurgaon-122009

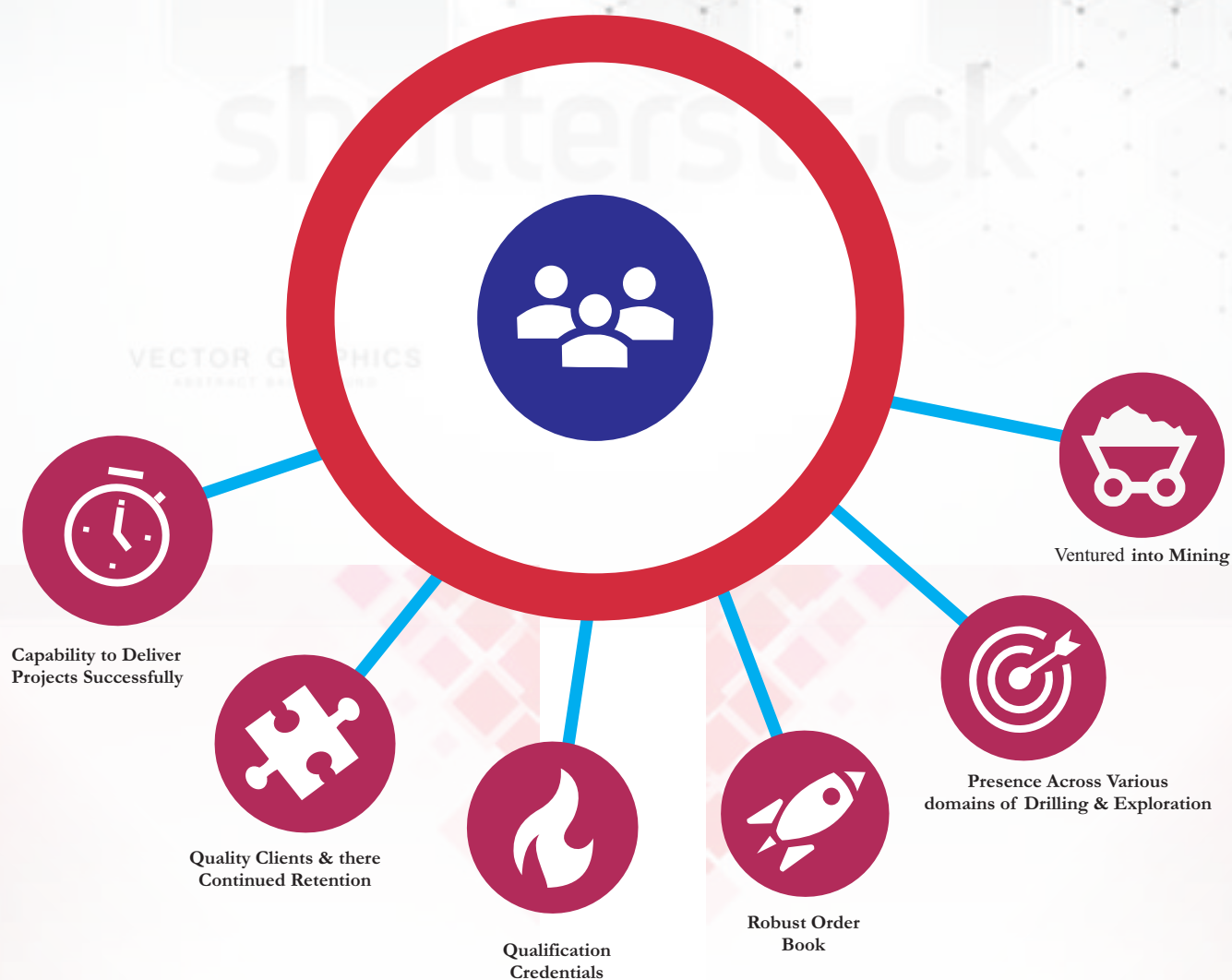


### ABOUT South West Pinnacle Exploration Limited (SWPE)

An ISO 9001:2015 certified organization and one of the fastest growing private sector exploration Services Company in India. South West Pinnacle Exploration Limited, a 360 degree Service provider who provides end to end exploration, drilling and allied services in the infrastructure sector. Services include Exploration of Coal & minerals, Unconventional Oil & Gas (CBM, Shale and Geothermal) exploration & Production, Aquifer Mapping, 2D & 3D Seismic Data Acquisition, Mining & Processing, Passive Seismic Tomography and providing all kinds of Geological & Geophysical services etc.



# Experienced Team Delivers



## NOTICE OF 15<sup>TH</sup> ANNUAL GENERAL MEETING

Notice is hereby given that the **15<sup>th</sup> ANNUAL GENERAL MEETING** of South West Pinnacle Exploration Limited will be held on Wednesday, 29<sup>th</sup> September, 2021 at 03:00 P.M. through Video Conferencing (“VC”) / Other Audio Visual Means (“OAVM”) to transact the following business:

### ORDINARY BUSINESS:

#### 1. TO RECEIVE, CONSIDER AND ADOPT :-

- a. The Audited Standalone Financial Statements of the Company for the financial year ended March 31, 2021, together with the Reports of the Board of Directors and the Auditors thereon; and
- b. The Audited Consolidated Financial Statements of the Company for the financial year ended March 31, 2021, together with the Report of the Auditors thereon.

**“RESOLVED THAT** the Standalone & Consolidated audited financial statements including Balance Sheet of the Company as at March 31, 2021, the Statement of Profit and Loss and the Cash Flow Statement for the year ended on March 31, 2021 together with all the notes annexed and the Directors' and Auditors' Reports thereon, placed before the meeting, be and are hereby considered and adopted.”

#### 2. TO DECLARE THE FINAL DIVIDEND OF RS. 0.50 PER EQUITY SHARES OF RS. 10/- EACH FOR THE FINANCIAL YEAR ENDED MARCH 31, 2021

**“RESOLVED THAT** the Company do declare and pay a final dividend of Rs. 0.50/- per equity share of face value of Rs. 10/- each fully paid up for the financial year ended March 31, 2021 to non promoters shareholders of the company”.

#### 3. APPOINTMENT OF MR. ROGER JAMES LORD AS DIRECTOR OF THE COMPANY

To appoint a director in place of Mr. Roger James Lord (DIN:00952295), who retires by rotation and being eligible, offers himself for re-appointment and in this regard, if thought fit, pass the following resolution as an ordinary resolution:

**“RESOLVED THAT** pursuant to the provisions of Section 152 of the Companies Act, 2013, Mr. Roger James Lord (DIN:00952295), who was appointed as additional director (non executive) subject to appointment in 15<sup>th</sup> annual general meeting of the company and who retires by rotation and being eligible has offered himself for re-appointment, be and is hereby re-appointed as Director, liable to retire by rotation.”

### SPECIAL BUSINESSES

#### 4. APPOINTMENT OF MR. ROGER JAMES LORD (DIN:00952295) AS NON-EXECUTIVE DIRECTOR OF THE COMPANY

To consider and, if thought fit, to pass the following resolution as an Ordinary Resolution:

**“RESOLVED THAT** pursuant to Section 152, 161 and any other applicable provisions of the Companies Act, 2013 (“Act”), the Companies (Appointment and Qualification of Directors) Rules, 2014 (including any statutory modification(s) or re-enactment thereof for the time being in force) read with Schedule IV to the Act and Regulation 17 and other applicable regulations of the SEBI (Listing Obligations and Disclosure Requirements) Regulations, 2015 (“SEBI Listing Regulations”), as amended from time to time, Mr. Roger James Lord (DIN:00952295), who was appointed by the Board of Directors as an Additional Director of the Company with effect from November 09, 2020 liable to retire by rotation and who holds office up to the date of this Annual General Meeting of the Company in terms of Section 161(1) of the Companies Act, 2013 (“Act”) and Articles of Association of the Company but who is eligible for appointment and board of directors of the company under Section 160(1) of the Act proposing his candidature for the office of Director of the Company, be and is hereby appointed as Director of the Company.”



**“RESOLVED FURTHER THAT** Mr. Roger James Lord (DIN:00952295) has submitted a declaration to that effect, and who is eligible for appointment as Non-Executive Director of the Company for a term w.e.f November 09, 2020 to August 10, 2022, be and is hereby approved.”

**RESOLVED FURTHER THAT** the Board of Directors and/or company secretary of the Company be and are hereby authorized to do all such acts, deeds and things as may be considered necessary, proper or expedient, desirable to give effect to the above Resolution.”

**5. RE-APPOINTMENT OF MR. RAJENDRA PRASAD RITOLIA (DIN 00119488) AS AN INDEPENDENT DIRECTOR OF THE COMPANY.**

To consider and if thought fit to pass the following resolution as a Special Resolution:

**“RESOLVED THAT** pursuant to the provisions of Sections 149, 152 and any other applicable provisions of the Companies Act, 2013 (“Act”) ,the Companies (Appointment and Qualification of Directors) Rules, 2014 (including any statutory modification(s) or re-enactment thereof for the time being in force) read with Schedule IV to the Act and Regulation 17 and other applicable regulations of the SEBI (Listing Obligations and Disclosure Requirements) Regulations, 2015 (“SEBI Listing Regulations”), as amended from time to time, Mr. Rajendra Prasad Ritolia (DIN 00119488), who was appointed as an Independent Director at the Annual General Meeting of the company and who holds office up to 31<sup>st</sup> March 2021 and reappointed as Independent Director by board of Directors of the company in their meeting held on February 01, 2021 subject to approval of shareholders in Annual General Meeting for a period of three years w.e.f. 01<sup>st</sup> April 2021 and is eligible for reappointment and meets the criteria of independence as provided in Section 149(6) of the Act along with the rules framed there under and Regulation 16(1)(b) of SEBI Listing Regulations and who has submitted declaration to that effect, be and is hereby reappointed as an Independent Director of the company (whose office shall not be liable to retire by rotation,) to hold office for a second term of three years commencing with effect 01<sup>st</sup> April 2021 to 31<sup>st</sup> March 2024.

**RESOLVED FURTHER THAT** the Board of Directors and/or company secretary of the Company be and are hereby authorized to do all such acts, deeds and things as may be considered necessary, proper or expedient, desirable to give effect to the above Resolution.”

**6. INCREASE IN AUTHORISED SHARE CAPITAL OF THE COMPANY AND CONSEQUENT ALTERATION IN THE MEMORANDUM OF ASSOCIATION OF THE COMPANY**

To consider and, if thought fit, to pass the following resolution as an Ordinary Resolution:

**“RESOLVED THAT** pursuant to the provisions of Section 13, 61, 64 and other applicable provisions, if any, of the Companies Act, 2013 read with Companies (Share Capital and Debentures) Rules, 2014 (including any statutory modifications or re-enactment thereof for the time being in force), and in accordance with the provisions of the Memorandum and Articles of Association, consent of the Members of the Company be and is hereby accorded to increase the Authorised Share Capital of the Company from Rs. 31,00,00,000 (Rupees Thirty One Crores only) divided into 3,10,00,000 (Three Crore and Ten Lakhs) Equity Shares of face value of Rs.10/- each (Rupees Ten only) to Rs. 40,00,00,000 (Rupees Forty Crores only) divided into 4,00,00,000 (Four Crores Only) Equity Shares of Rs.10/- each (Rupees Ten Only) by creation of additional 90,00,000 (Ninety Lakhs Only) Equity Shares of Rs.10/- each (Rupees Ten Only) ranking pari-passu in all respect with the existing Equity Shares of the Company.

**RESOLVED FURTHER THAT** the existing Clause V of the Memorandum of Association of the Company be and is hereby substituted as follows:

- V. “The Authorised Share Capital of the Company is Rs. 40,00,00,000 (Rupees Forty Crores only) divided into 4,00,00,000 (Four Crores Only) Equity Shares of face value of Rs. 10/- (Rupees Ten Only) each.”

**RESOLVED FURTHER THAT** any Director and/or Company Secretary and/or Chief Financial Officer of the Company be and are hereby authorised jointly and/or severally to do all such acts, deeds, matters and things including but not limited to filing of necessary forms/ documents with appropriate authorities and to execute all such documents, instruments in writing as may be deemed necessary and/or expedient to give effect to this resolution.”

**7. TO CONSIDER AND APPROVE BORROWING LIMIT OF THE COMPANY U/S 180(1)(C) OF THE COMPANIES ACT, 2013**

To consider and if thought fit, to pass with or without modification(s), the following resolution as a Special Resolution:

**“RESOLVED THAT** pursuant to the provisions of Section 180(1)(c) and any other applicable provisions of the Companies Act, 2013 and the rules made thereunder (including any statutory modifications) or re-enactment thereof for the time being in force), the consent of members be and is hereby accorded to the Board of Directors of the Company for borrowing for and on behalf of Company any sum or sums of money from time to time from any one or more of the Company's Bankers and/ or from any one or more other persons, firms, bodies Corporate, or financial institutions whether by way of cash credit, advance, loans or bills discounting or otherwise and whether unsecured or secured by mortgage, charge, hypothecation or lien or pledge of the Company's assets and properties whether movable or otherwise or all or any of the undertakings of the Company notwithstanding that the monies so borrowed together with monies, if any already borrowed by the Company (apart from temporary loans obtained from the Company's bankers in the ordinary course of business) may exceed the aggregate of the paid up share capital of the company and its free reserves that is to say, reserves not set apart for any specific purpose provided that the total amount outstanding at any time shall not exceed Rs. 2,50,00,00,000 (Rupees Two Hundred and Fifty crores Only) in excess of the aggregate of the paid up share capital of the Company & its free reserves as aforesaid from time to time.

**“RESOLVED FURTHER THAT** for the purpose of giving effect to this resolution, Mr. Vikas Jain, Chairman & Managing Director and Mr. Piyush Jain, Joint Managing Director of the Company be and is hereby severally authorised to finalize, settle and execute such documents/ deeds/ writings/ papers and agreements as may be required and to take all necessary steps and actions in this regard in order to comply with all the legal and procedural formalities and further to authorize any of its committee(s)/director(s) or any officers of the company to do all such acts, deeds, or things as it may in its absolute discretion deem necessary proper and fit”

**By order of the Board  
For South West Pinnacle Exploration Limited**

**Sd/-  
Vikas Jain  
Chairman & Managing Director  
DIN: 00049217**

**Place : Gurugram  
Date: August 09, 2021**

**NOTES:**

1. The relevant Explanatory Statement and reasons in respect of proposed Special Business (es) pursuant to Section 102 of the Companies Act, 2013 are annexed hereto. The relevant details pursuant to Regulation 26(4) and 36(3) of the Securities and Exchange Board of India (Listing Obligations and Disclosure Requirements), Regulation 2015 ("SEBI Listing Regulation") and Secretarial Standard on General Meetings issued by the Institute of Company Secretaries of India, in respect of directors seeking appointment/reappointment at this Annual General Meeting are also annexed herewith.

2. As you are aware, in view of the massive outbreak of the COVID-19 pandemic, social distancing is a norm to be followed, the Ministry of Corporate Affairs ("MCA") and Securities and Exchange Board of India ("SEBI") have permitted conducting the Annual General Meeting through video conferencing ("VC") or other audio-visual means ("OAVM") up to 31st December, 2021. In this regard, the regulatory authorities have issued various Circulars prescribing the procedure and manner of conducting the Annual General Meeting through VC/OAVM vide Circular No. 20/2020 dated May 05, 2020 read with Circular No. 14/2020 dated April 8, 2020, Circular No.17/2020 dated April 13, 2020, Circular No. 02/2021 dated 13<sup>th</sup> January, 2021 ("MCA Circulars") and Securities Exchange Board of India (SEBI) Circular dated 12th May, 2020 and Circular No. SEBI/HO/CFD/CMD2/CIR/P/2021/11 dated 15<sup>th</sup> January, 2021 ("SEBI Circulars"). In Compliance with MCA and SEBI Circulars, the forthcoming 15<sup>th</sup> AGM will thus be held through video conferencing (VC) or other audio visual means (OAVM) from a common venue. Hence, Members can attend and participate in the ensuing AGM and also vote through VC/OAVM without physical presence of the Members at a common venue.

3. Pursuant to the Circular No. 14/2020 dated April 08, 2020, issued by the Ministry of Corporate Affairs, the facility to appoint proxy to attend and cast vote for the members is not available for this Annual General Meeting. However, the Body Corporates are entitled to appoint authorised representatives to attend the Annual General Meeting through VC/OAVM and participate there at and cast their votes through e-voting.

4. The Members can join the Annual General Meeting in the VC/OAVM mode 15 minutes before and after the scheduled time of the commencement of the Meeting by following the procedure mentioned in the Notice. The facility of participation at Annual General Meeting through VC/OAVM will be made available for 1000 members on first come first served basis. This will not include large Shareholders (Shareholders holding 2% or more

shareholding), Promoters, Institutional Investors, Directors, Key Managerial Personnel, the Chairpersons of the Audit Committee, Nomination and Remuneration Committee and Stakeholders Relationship Committee, Auditors etc. who are allowed to attend the Annual General Meeting without restriction on account of first come first served basis.

5. The attendance of the Members attending the AGM through VC/OAVM will be counted for the purpose of reckoning the quorum under Section 103 of the Companies Act, 2013.

6. Pursuant to the provisions of Section 108 of the Companies Act, 2013 read with Rule 20 of the Companies (Management and Administration) Rules, 2014 (as amended) and Regulation 44 of SEBI (Listing Obligations & Disclosure Requirements) Regulations 2015 (as amended), and the Circulars issued by the Ministry of Corporate Affairs dated April 08, 2020, April 13, 2020 and May 05, 2020 the Company is providing facility of remote e-voting to its Members in respect of the business to be transacted at the AGM. For this purpose, the Company has entered into an agreement with National Securities Depository Limited (NSDL) for facilitating voting through electronic means, as the authorized agency. The facility of casting votes by a member using remote e-voting system as well as venue voting on the date of the AGM will be provided by NSDL.

7. In line with the Ministry of Corporate Affairs (MCA) Circular No. 14/2020 dated April 08, 2020, Circular No.17/2020 dated April 13, 2020 issued by the Ministry of Corporate Affairs followed by Circular No. 20/2020 dated May 05, 2020 and Circular No. 02/2021 dated January 13, 2021 and all other relevant circulars issued from time to time the Notice calling the AGM has been uploaded on the website of the Company at [www.southwestpinnacle.com](http://www.southwestpinnacle.com). The Notice can also be accessed from the websites of the Stock Exchanges i.e. National Stock Exchange of India Limited at [www.nseindia.com](http://www.nseindia.com) respectively and the AGM Notice is also available on the website of NSDL (agency for providing the Remote e-Voting facility) i.e. [www.evoting.nsdl.com](http://www.evoting.nsdl.com).

8. Institutional /Corporate Shareholders (i.e. other than individuals / HUF, NRI, etc.) are required to send a scanned copy (PDF/JPG Format) of its Board or governing body Resolution/Authorization etc., authorizing its representative to attend the AGM through VC / OAVM on its behalf and to vote through remote e-voting. The said Resolution/Authorization shall be sent to the Scrutinizer by email through its registered email address to [kksandassociates@gmail.com](mailto:kksandassociates@gmail.com) with a copy marked to [evoting@nsdl.co.in](mailto:evoting@nsdl.co.in)



9. The Register of Members and Share Transfer Books of the Company will remain close from Thursday, September 23, 2021 to Wednesday, September 29, 2021 (both days inclusive) for the purpose of Annual General Meeting & Dividend. The company has fixed Wednesday September 22, 2021 as record for the purpose to determine the shareholders who are entitled for Dividend subject to approval of shareholders in ensuing AGM.

10. Members desirous of obtaining any information on the Annual Report and operations of the Company are requested to write to the Company at least ten days before the Meeting, so that the information required will be made available at the Annual General Meeting.

11. All the documents referred to in the accompanying Notice of AGM and the Explanatory Statement and the Register of Directors and Key Managerial Personnel and their shareholding, maintained under section 170 of the Companies Act, 2013 will be available electronically for inspection by the members during the AGM upon log-in to NSDL e-voting system at [www.evoting.nsdl.com](http://www.evoting.nsdl.com)

12. Pursuant to the requirements of Corporate Governance under Regulation 27 of SEBI (Listing Obligation & Disclosure Requirement) Regulations 2015 entered into with the Stock Exchange(s), the brief resumes of all the Directors proposed to be appointed/re-appointed, nature of their expertise in specific functional areas, names of companies in which they hold directorships and memberships/chairmanships of Board/Committees, shareholding and relationships between Directors inter-se, are provided in the Corporate governance report in the Board's Report forming part of the Annual Report.

13. The Board of Directors in their meeting held on June 09, 2021 have recommended Rs. 0.50/- per share on Equity shares of Face Value of Rs.10/- each as the Final dividend for financial year ended on 31 March, 2021 to non promoter shareholders of the company.

14. The final dividend, once approved by the Members, will be paid electronically through various online transfer modes to those Members who have updated their bank account details. For Members who have not updated their bank account details, dividend warrants / cheques will be sent out to their registered addresses. To avoid delay in receiving dividend, Members are requested to update their KYC with their depositories (where shares are held in demat mode) and with the RTA (where shares are held in physical mode) to receive dividend directly into their bank account.

15. The payment of final equity dividend, if approved by the

Members at the 15<sup>th</sup> Annual General Meeting subject to deduction of tax at source will be made on or before Thursday, October 28, 2021 as under:-

- a) to all those beneficial owners holding shares in electronic form as per the beneficial ownership data (100% in demat mode) as may be made available to the Company by the National Securities Depository Ltd (NSDL) and the Central Depository Services (India) Ltd (CDSL) as of the end of business hours on Wednesday, September 22, 2021.

16. Members wishing to claim dividends, which remain unclaimed, are requested to correspond with Link In Time India Private Limited., Registrar & Share Transfer Agent. Members are requested to note that dividends not claimed within seven years from the date of transfer to the company's Unpaid Dividend Account, will as per Section 124 of the Companies Act, 2013 shall be transferred to the Investor Education Protection Fund.

17. As per Regulation 40 of SEBI Listing Regulations, as amended, the securities of Listed Companies can be transferred only in dematerialized form w.e.f 01 April 2019, except in case of request received for transmission or transposition of securities. All the share capital of the company are in dematerlised form only.

18. To support the 'Green Initiative', the Members who have not registered their e-mail addresses are requested to the register the same with their Depository Participant(s) (DP) in case the shares are held by them in electronic form and with Link InTime India Private Limited., Registrar & Share Transfer Agent in case the shares are held by them in physical form for receiving all communication including Annual Report, Notices, Financial Results etc. from the Company electronically.

19. As per the provision of Companies Act, 2013, the Company has received declarations from all the Independent Director stating that they meet with the criteria of Independence as prescribed under sub-section (6) of Section 149 of the Companies Act, 2013.

20. The Securities and Exchange Board of India ("SEBI") has mandated the submission of Permanent Account Number (PAN) and Bank account details by every participant in securities market. Members holding shares in electronic form are therefore, requested to submit the PAN to their depository participants with whom they are maintaining their demat accounts. Under Regulation 40 of SEBI (Listing Obligations and Disclosure Requirements) Regulations, 2015 the intimation letter regarding updation of Bank account and PAN have been duly sent through the Company's Registrar and Share Transfer Agent i.e M/s Link Intime India Private Limited.

21. Non-Resident Indian Members are requested to inform Registrar and Transfer Agents: (a). Change in their local address in India for correspondence and e-mail ID for sending all e-communications. (b). Change in their residential status on return to India for permanent settlement. (c ). Particulars of their bank account maintained in India with complete name, branch, account type, account number, IFSC Code, MICR No. and address of the bank, if not furnished earlier, to enable Company to remit dividend to the said Bank Account directly.

22. In case of joint holders, the Member whose name appears as the first holder in the order of names as per the Register of Members of the Company will be entitled to vote at the AGM.

23. As per the Income-tax Act, 1961 ('the Act'), as amended by the Finance Act, 2020, dividends declared or distributed or paid by a Company on or after April 1, 2020 shall be taxable in the hands of the Members and the Company shall be required to deduct tax at source ('TDS') at the prescribed rates from the dividend to be paid to members at the time of distribution or payment of dividend. The tax so deducted will be paid to the credit of the Central Government.

24. The TDS rate would vary depending on the residential status of the Members and the documents submitted by them and accepted by the Company in accordance with the applicable provisions of the Act. Members are requested to intimate changes, if any, pertaining to their name, postal address, email address, telephone/mobile numbers, Permanent Account Number (PAN), mandates, nominations, power of attorney, bank details such as, name of the bank and branch details, bank account number, MICR code, IFSC, etc., to their Depository Participants in case the shares are held by them in electronic form and to RTA in case the shares are held by them in physical form.

25. A separate email will be sent at the registered email id of the members describing about the detailed process to submit the documents/declarations along with the formats in respect of deduction of tax at source of the final equity dividend payout. The intimation will also be uploaded on the website of the Company.

26. A Resident individual shareholder with PAN and who is not liable to pay income tax can submit a yearly declaration in Form No. 15G/15H, to avail the benefit of non-deduction of tax at source at <https://linkintime.co.in/formsreg/submission-of-form-15g-15h.html>. Shareholders are requested to not ethat in case their PAN is not registered, the tax will be deducted at a higher rate of 20%.

27. Non-resident shareholders can avail beneficial rates under tax treaty between India and their country of residence, subject to providing necessary documents i.e. No Permanent Establishment

and Beneficial Ownership Declaration, Tax Residency Certificate, Form 10F, any other document which may be required to avail the tax treaty benefits at or with depository participants.

28. Since the AGM will be held through VC / OAVM, the Route Map is not annexed in this Notice.

## VOTING THROUGH ELECTRONIC MEANS

- i. In compliance with the provisions of Section 108 of the Act read with Rule 20 of the Companies (Management and Administration) Rules, 2014, as amended from time to time, Regulation 44 of the SEBI Listing Regulations, and in terms of Circular no. SEBI/HO/CFD/CMD/CIR/P/2020/242 dated December 9, 2020 issued by SEBI and the Circulars issued by the Ministry of Corporate Affairs dated April 08, 2020, April 13, 2020 and May 05, 2020 the Company is providing facility of remote e-voting to its Members in respect of the business to be transacted at the AGM. For this purpose, the Company has entered into an agreement with National Securities Depository Limited (NSDL) for facilitating voting through electronic means, as the authorized agency. The facility of casting votes by a member using remote e-voting system as well as electronic voting on the date of the AGM will be provided by NSDL. The details of the process and manner for remote e-voting for individuals, non- individuals and members are explained herein below:
- ii. The remote e-voting period commences on Sunday, September 26, 2021 (9:00 a.m. IST) and ends on Tuesday, September 28, 2021 (5:00 p.m. IST). During this period, Members holding shares, as on cut-off date i.e September 22, 2021, may cast their vote electronically. The e-voting module shall be disabled by NSDL for voting thereafter. Those Members, who will be present in the AGM through VC / OAVM facility and have not cast their vote on the Resolutions through remote e-voting and are otherwise not barred from doing so, shall be eligible to vote through e-voting system during the AGM.
- iii. The Board of Directors has appointed KKS & Associates (Membership No. FCS 8493), Practicing Company Secretaries as the Scrutinizer to scrutinize the voting during the AGM and remote e-voting process in a fair and transparent manner.
- iv. The Members who have cast their vote by remote e-voting prior to the AGM may also attend/ participate in the AGM through VC / OAVM but shall not be entitled to cast their vote again.

- v. The voting rights of Members shall be in proportion to their shares in the paid-up equity share capital of the Company as on the cut-off date.
- vi. Any person, who acquires shares of the Company and becomes a Member of the Company after sending of the Notice and holding shares as of the cut-off date, may obtain the login ID and password by sending a request at [evoting@nsdl.co.in](mailto:evoting@nsdl.co.in).

## **EVEN (E Voting Event Number) USER ID PASSWORD/ PIN**

- (i) The Notice of the Annual General Meeting (AGM) of the Company inter alia indicating the process and manner of e-Voting process can be downloaded from the link <https://www.e-voting.nsdl.com>
- (ii) NSDL shall also be sending the User-ID and Password; to those members whose shareholding is in the dematerialized format and whose email addresses are registered with the Company/Depository Participants(s). For members who have not registered their email address, can use the details as provided above.

## **THE INSTRUCTIONS FOR MEMBERS FOR REMOTE E-VOTING AND JOINING GENERAL MEETING ARE AS UNDER: -**

The remote e-voting period begins on Sunday, September 26, 2021 (9:00 a.m. IST) and ends on Tuesday, September 28, 2021 (5:00 p.m. IST). The remote e-voting module shall be disabled by NSDL for voting thereafter. The Members, whose names appear in the Register of Members / Beneficial Owners as on the record date (cut-off date) i.e. September 22, 2021, may cast their vote electronically. The voting right of shareholders shall be in proportion to their share in the paid-up equity share capital of the Company as on the cut-off date, being September 22, 2021.

### **How do I vote electronically using NSDL e-Voting system?**




The way to vote electronically on NSDL e-Voting system consists of “Two Steps” which are mentioned below:

#### **Step 1: Access to NSDL e-Voting system**

##### **A) Login method for e-Voting and joining virtual meeting for Individual shareholders holding securities in demat mode**

In terms of SEBI circular dated December 9, 2020 on e-Voting facility provided by Listed Companies, Individual shareholders holding securities in demat mode are allowed to vote through their demat account maintained with Depositories and Depository Participants. Shareholders are advised to update their mobile number and email Id in their demat accounts in order to access e-Voting facility.

Login method for Individual shareholders holding securities in demat mode is given below:

Type of Share Holders	Login Method
Individual Shareholders holding securities in demat mode with NSDL.	<p>1. Existing <b>IDe AS</b> user can visit the e-Services website of NSDL Viz. <a href="https://eservices.nsdl.com">https://eservices.nsdl.com</a> either on a Personal Computer or on a mobile. On the e-Services home page click on the “<b>Beneficial Owner</b>” icon under “<b>Login</b>” which is available under ‘<b>IDeAS</b>’ section, this will prompt you to enter your existing User ID and Password. After successful authentication, you will be able to see e-Voting services under Value added services. Click on “<b>Access to e-Voting</b>” under e-Voting services and you will be able to see e-Voting page. Click on company name or <b>e-Voting service provider i.e. NSDL</b> and you will be re-directed to e-Voting website of NSDL for casting your vote during the remote e-Voting period or joining virtual meeting &amp; voting during the meeting.</p> <p>2. If you are not registered for IDeAS e-Services, option to register is available at <a href="https://eservices.nsdl.com">https://eservices.nsdl.com</a>. Select “<b>Register Online for IDeAS Portal</b>” or click at <a href="https://eservices.nsdl.com/SecureWeb/IdeasDirectReg.jsp">https://eservices.nsdl.com/SecureWeb/IdeasDirectReg.jsp</a></p> <p>3. Visit the e-Voting website of NSDL. Open web browser by typing the following URL: <a href="https://www.evoting.nsdl.com/">https://www.evoting.nsdl.com/</a> either on a Personal Computer or on a mobile. Once the home page of e-Voting system is launched, click on the icon “<b>Login</b>” which is available under ‘<b>Shareholder/Member</b>’ section. A new screen will open. You will have to enter your User ID (i.e. your sixteen digit demat account number hold with NSDL), Password/OTP and a Verification Code as shown on the screen. After successful authentication, you will be redirected to NSDL Depository site wherein you can see e-Voting page. Click on company name or <b>e-Voting service provider i.e. NSDL</b> and you will be redirected to e-Voting website of NSDL for casting your vote during the remote e-Voting period or joining virtual meeting &amp; voting during the meeting.</p> <p>4. Shareholders/Members can also download NSDL Mobile App “<b>NSDL Speede</b>” facility by scanning the QR code mentioned below for seamless voting experience.</p> <div style="text-align: center;"> <p>NSDL Mobile App is available on</p>    </div>



Individual Shareholders holding securities in demat mode with CDSL	<p>1. Existing users who have opted for Easi / Easiest, they can login through their user id and password. Option will be made available to reach e-Voting page without any further authentication. The URL for users to login to Easi / Easiest are <a href="https://web.cdslindia.com/myeasi/home/login">https://web.cdslindia.com/myeasi/home/login</a> or <a href="http://www.cdslindia.com">www.cdslindia.com</a> and click on New System Myeasi.</p> <p>2. After successful login of Easi/Easiest the user will be also able to see the E Voting Menu. The Menu will have links of <b>e-Voting service provider i.e. NSDL</b>. Click on <b>NSDL</b> to cast your vote.</p> <p>3. If the user is not registered for Easi/ Easiest, option to register is available at <a href="https://web.cdslindia.com/myeasi/Registration/EasiRegistration">https://web.cdslindia.com/myeasi/Registration/EasiRegistration</a></p> <p>4. Alternatively, the user can directly access e-Voting page by providing demat Account Number and PAN No. from a link in home page. The system will authenticate the user by sending OTP on registered Mobile &amp; Email as recorded in the demat Account. After successful authentication, user will be provided links for the respective ESP i.e. <b>NSDL</b> where the e-Voting is in progress.</p>
Individual Shareholders (holding securities in demat mode) login through their depository participants	<p>You can also login using the login credentials of your demat account through your Depository Participant registered with NSDL/CDSL for e-Voting facility. upon logging in, you will be able to see e-Voting option. Click on e-Voting option, you will be redirected to NSDL/CDSL Depository site after successful authentication, wherein you can see e-Voting feature. Click on company name or e-Voting service provider i.e. NSDL and you will be redirected to e-Voting website of NSDL for casting your vote during the remote e-Voting period or joining virtual meeting &amp; voting during the meeting.</p>
<p>Important note: Members who are unable to retrieve User ID/ Password are advised to use Forget User ID and Forget Password option available at abovementioned website.</p> <p><b><u>Helpdesk for Individual Shareholders holding securities in demat mode for any technical issues related to login through Depository i.e. NSDL and CDSL.</u></b></p>	

Login type	Helpdesk details
Individual Shareholders holding securities in demat mode with NSDL	Members facing any technical issue in login can contact NSDL helpdesk by sending a request at <a href="mailto:evoting@nsdl.co.in">evoting@nsdl.co.in</a> or call at toll free no.: 1800 1020 990 and 1800 22 44 30
Individual Shareholders holding securities in demat mode with CDSL	Members facing any technical issue in login can contact CDSL helpdesk by sending a request at <a href="mailto:helpdesk.evoting@cdslindia.com">helpdesk.evoting@cdslindia.com</a> or contact at 022- 23058738 or 022-23058542-43
<p><b>B) Login Method for e-Voting and joining virtual meeting for shareholders other than Individual shareholders holding securities in demat mode and shareholders holding securities in physical mode.</b></p> <p><b><u>How to Log-in to NSDL e-Voting website?</u></b></p> <p>1. Visit the e-Voting website of NSDL. Open web browser by typing the following URL: <a href="https://www.evoting.nsdl.com/">https://www.evoting.nsdl.com/</a> either on a Personal Computer or on a mobile.</p> <p>2. Once the home page of e-Voting system is launched, click on the icon “Login” which is available under 'Shareholder/ Member' section.</p> <p>3. A new screen will open. You will have to enter your User ID, your Password/OTP and a Verification Code as shown on the screen.</p> <p><i>Alternatively, if you are registered for NSDL eservices i.e. IDEAS, you can log-in at <a href="https://eservices.nsdl.com/">https://eservices.nsdl.com/</a> with your existing IDEAS login. Once you log-in to NSDL eservices after using your log-in credentials, click on e-Voting and you can proceed to Step 2 i.e. Cast your vote electronically.</i></p>	

4. Your User ID details are given below :

Manner of holding shares i.e. Demat (NSDL or CDSL) or Physical	Your User ID is:
a) For Members who hold shares in demat account with NSDL.	8 Character DP ID followed by 8 Digit Client ID For example if your DP ID is IN300*** and Client ID is 12***** then your user ID is IN300***12*****.
b) For Members who hold shares in demat account with CDSL.	16 Digit Beneficiary ID For example if your Beneficiary ID is 12***** then your user ID is 12*****.
c) For Members holding shares in Physical Form.	EVEN Number followed by Folio Number registered with the company For example if folio number is 001*** and EVEN is 101456 then user ID is 101456001***
a) For Members who hold shares in demat account with NSDL.	8 Character DP ID followed by 8 Digit Client ID For example if your DP ID is IN300*** and Client ID is 12***** then your user ID is IN300***12*****.
b) For Members who hold shares in demat account with CDSL.	16 Digit Beneficiary ID For example if your Beneficiary ID is 12***** then your user ID is 12*****.
c) For Members holding shares in Physical Form.	EVEN Number followed by Folio Number registered with the company For example if folio number is 001*** and EVEN is 101456 then user ID is 101456001***

5. Password details for shareholders other than Individual shareholders are given below:

a) If you are already registered for e-Voting, then you can use your existing password to login and cast your vote.

b) If you are using NSDL e-Voting system for the first time, you will need to retrieve the 'initial password' which was communicated to you. Once you retrieve your 'initial password', you need to enter the 'initial password' and the system will force you to change your password.

- c) How to retrieve your 'initial password'?
- If your email ID is registered in your demat account or with the company, your 'initial password' is communicated to you on your email ID. Trace the email sent to you from NSDL from your mailbox. Open the email and open the attachment i.e. a .pdf file. Open the .pdf file. The password to open the .pdf file is your 8 digit client ID for NSDL account, last 8 digits of client ID for CDSL account or folio number for shares held in physical form. The .pdf file contains your 'User ID' and your 'initial password'.
  - If your email ID is not registered, please follow steps mentioned below in **process for those shareholders whose email ids are not registered.**
6. If you are unable to retrieve or have not received the “Initial password” or have forgotten your password:
- Click on **“Forgot User Details/Password?”** (If you are holding shares in your demat account with NSDL or CDSL) option available on [www.evoting.nsdl.com](http://www.evoting.nsdl.com).
  - Physical User Reset Password?** (If you are holding shares in physical mode) option available on [www.evoting.nsdl.com](http://www.evoting.nsdl.com).
  - If you are still unable to get the password by aforesaid two options, you can send a request at [evoting@nsdl.co.in](mailto:evoting@nsdl.co.in) mentioning your demat account number/folio number, your PAN, your name and your registered address etc.
  - Members can also use the OTP (One Time Password) based login for casting the votes on the e-Voting system of NSDL.
7. After entering your password, tick on Agree to “Terms and Conditions” by selecting on the check box.
8. Now, you will have to click on “Login” button.
9. After you click on the “Login” button, Home page of e-Voting will open.

## Step 2: Cast your vote electronically and join General Meeting on NSDL e-Voting system.

### How to cast your vote electronically and join General Meeting on NSDL e-Voting system?

1. After successful login at Step 1, you will be able to see all the companies "EVEN" in which you are holding shares and whose voting cycle and General Meeting is in active status.
2. Select "EVEN" of company for which you wish to cast your vote during the remote e-Voting period and casting your vote during the General Meeting. For joining virtual meeting, you need to click on "VC/OAVM" link placed under "Join General Meeting".
3. Now you are ready for e-Voting as the Voting page opens.
4. Cast your vote by selecting appropriate options i.e. assent or dissent, verify/modify the number of shares for which you wish to cast your vote and click on "Submit" and also "Confirm" when prompted.
5. Upon confirmation, the message "Vote cast successfully" will be displayed.
6. You can also take the printout of the votes cast by you by clicking on the print option on the confirmation page.
7. Once you confirm your vote on the resolution, you will not be allowed to modify your vote.

### General Guidelines for shareholders

1. Institutional shareholders (i.e. other than individuals, HUF, NRI etc.) are required to send scanned copy (PDF/JPG Format) of the relevant Board Resolution/ Authority letter etc. with attested specimen signature of the duly authorized signatory(ies) who are authorized to vote, to the Scrutinizer by e-mail to [kksandassociates@gmail.com](mailto:kksandassociates@gmail.com) with a copy marked to [evoting@nsdl.co.in](mailto:evoting@nsdl.co.in).
2. It is strongly recommended not to share your password with any other person and take utmost care to keep your password confidential. Login to the e-voting website will be disabled upon five unsuccessful attempts to key in the correct password. In such an event, you will need to go through the "Forgot User Details/Password?" or "Physical User Reset Password?" option available on [www.evoting.nsdl.com](http://www.evoting.nsdl.com) to reset the password.

In case of any queries, you may refer the Frequently Asked Questions (FAQs) for Shareholders and e-voting user manual for Shareholders available at the download section of [www.evoting.nsdl.com](http://www.evoting.nsdl.com) or call on toll free no.: 1800 1020 990 and 1800 22 44 30 or send a request to [evoting@nsdl.co.in](mailto:evoting@nsdl.co.in)

### **INDIVIDUAL SHAREHOLDERS HOLDING SECURITIES IN DEMAT MODE WITH NSDL/ CDSL HAVE FORGOTTEN THE PASSWORD:**

1. Shareholders/ members who are unable to retrieve User ID/ Password are advised to use Forget User ID and Forget Password option available at abovementioned depository/ depository participants website.
2. It is strongly recommended not to share your password with any other person and take utmost care to keep your password confidential.
3. For shareholders/ members holding shares in physical form, the details can be used only for voting on the resolutions contained in this Notice.
4. During the voting period, shareholders/ members can login any number of time till they have voted on the resolution(s) for a particular "Event".

### **Process for those shareholders whose email ids are not registered with the depositories for procuring user id and password and registration of e mail ids for e-voting for the resolutions set out in this notice:**

1. In case shares are held in physical mode please provide Folio No., Name of shareholder, scanned copy of the share certificate (front and back), PAN (self attested scanned copy of PAN card), AADHAR (self attested scanned copy of Aadhar Card) by email to [secretarial@southwestpinnacle.com](mailto:secretarial@southwestpinnacle.com)
2. In case shares are held in demat mode, please provide DPID-CLID (16 digit DPID + CLID or 16 digit beneficiary ID), Name, client master or copy of Consolidated Account statement, PAN (self attested scanned copy of PAN card), AADHAR (self attested scanned copy of Aadhar Card) to [secretarial@southwestpinnacle.com](mailto:secretarial@southwestpinnacle.com)
3. If you are an Individual shareholders holding securities in demat mode, you are requested to refer to the login method explained at step 1 (A) i.e. Login method for e-Voting and joining virtual meeting for Individual shareholders holding securities in demat mode.
4. Alternatively shareholder/members may send a request to [evoting@nsdl.co.in](mailto:evoting@nsdl.co.in) for procuring user id and password for e-voting by providing above mentioned documents.



5. In terms of SEBI circular dated December 9, 2020 on e-Voting facility provided by Listed Companies, Individual shareholders holding securities in demat mode are allowed to vote through their demat account maintained with Depositories and Depository Participants. Shareholders are required to update their mobile number and email ID correctly in their demat account in order to access e-Voting facility.

## THE INSTRUCTIONS FOR MEMBERS FOR E-VOTING ON THE DAY OF THE ANNUAL GENERAL MEETING ARE AS UNDER:-

1. The procedure for e-Voting on the day of the Annual General Meeting is same as the instructions mentioned above for remote e-voting.
2. Only those Members/ shareholders, who will be present in the Annual General Meeting through VC/OAVM facility and have not casted their vote on the Resolutions through remote e-Voting and are otherwise not barred from doing so, shall be eligible to vote through e-Voting system in the Annual General Meeting.
3. Members who have voted through Remote e-Voting will be eligible to attend the Annual General Meeting. However, they will not be eligible to vote at the Annual General Meeting.
4. The details of the person who may be contacted for any grievances connected with the facility for e-Voting on the day of the Annual General Meeting shall be the same person mentioned for Remote E-voting.

## INSTRUCTIONS FOR MEMBERS FOR ATTENDING THE ANNUAL GENERAL MEETING THROUGH VC/OAVM ARE AS UNDER:

1. Member will be provided with a facility to attend the Annual General Meeting through VC/OAVM through the NSDL e-Voting system. Members may access by following the steps mentioned above for **Access to NSDL e-Voting system**.

After successful login, you can see link of “VC/OAVM link” placed under **“Join General meeting”** menu against company name. You are requested to click on VC/OAVM link placed under Join General Meeting menu. The link for VC/OAVM will be available in Shareholder/Member login where the EVEN of Company will be displayed. Please note

that the members who do not have the User ID and Password for e-Voting or have forgotten the User ID and Password may retrieve the same by following the remote e-Voting instructions mentioned in the notice to avoid last minute rush.

2. Members are encouraged to join the Meeting through Laptops for better experience.
3. Further Members will be required to allow Camera and use Internet with a good speed to avoid any disturbance during the meeting.
4. Please note that Participants Connecting from Mobile Devices or Tablets or through Laptop connecting via Mobile Hotspot may experience Audio/Video loss due to Fluctuation in their respective network. It is therefore recommended to use Stable Wi-Fi or LAN Connection to mitigate any kind of aforesaid glitches.

## OTHER INSTRUCTIONS:

1. The voting rights of Shareholders shall be in proportion to their shares of the paid up equity share capital of the Company as on Wednesday September 22, 2021. Any person, who acquires shares of the Company and become member of the Company after dispatch of the notice and holding shares as of the cut-off date i.e. Wednesday, September 22, 2021 may obtain the login ID and password by sending a request at [evoting@nsdl.co.in](mailto:evoting@nsdl.co.in).
2. Since the Company is required to provide members facility to exercise their right to vote by electronic means, shareholders of the Company, holding shares as on the cut-off date (record date) of Wednesday, September 22, 2021, and not casting their vote electronically, may only cast their vote through evoting system during the AGM i.e. [evoting@nsdl.co.in](mailto:evoting@nsdl.co.in).

3. Investors who become members of the Company subsequent to the dispatch of the Notice / Email and holds the shares as on the voting eligibility cutoff date i.e. Wednesday, September 22, 2021 are requested to send the written / email communication to the Company's RTA at or NSDL at by mentioning their Folio No. / DPID and Client ID to obtain the Login-ID and Password for e-voting. The Management/RTA will do their best to accommodate and execute such requests so that the Shareholder can participate in the e-voting which commences on Sunday, September 26, 2021 (9:00 a.m. IST) and ends on Tuesday, September 28, 2021 (5:00 p.m. IST).
4. The Scrutinizer shall within a period of not exceeding three(3) working days from the conclusion of the e-Voting period unlock the votes in the presence of at least two (2) witnesses not in the employment of the Company and make a Scrutinizer's Report of the votes cast in favour or against, if any, forthwith to the Chairman of the Company.
5. The Results declared along with the Scrutinizer's Report shall be placed on the Company's website [www.southwestpinnacle.com](http://www.southwestpinnacle.com) and on the website of NSDL and communicated to the National Stock Exchange of India Limited where the shares of the Company are listed.

**By order of the Board  
For South West Pinnacle Exploration Limited**

**Sd/-  
Vikas Jain  
Chairman & Managing Director  
DIN: 00049217**

**Place : Gurugram  
Date: August 09, 2021**

## EXPLANATORY STATEMENT

(Pursuant to Section 102 (1) of the Companies Act, 2013)

As required by section 102 of the Companies Act, 2013 (Act), the following explanatory statement sets out all material facts relating to the business mentioned under Item Nos. 4 to 7 of the accompanying Notice:

### 4. APPOINTMENT OF MR. ROGER JAMES LORD (DIN:00952295) AS NON EXECUTIVE DIRECTOR OF THE COMPANY

Based on recommendation of Nomination and Remuneration Committee, the Board of Directors appointed Mr. Roger James Lord (DIN:00952295) in their meeting held on November 09, 2020 as an Additional Director (Non Executive Director) of the Company for a term from November 09, 2020 to August 10, 2022, subject to approval of the Members in Annual General Meeting. Further, Pursuant to the provisions of Section 161(1) of the Act and Articles of Association of the Company, additional Director shall hold office up to the date of this Annual General Meeting ("AGM") and are eligible to be appointed as Director. The Company has, in terms of Section 160(1) of the Act, proposing his candidature for the office of Directors.

The Company has received a declaration from Mr. Roger James Lord to the effect that he meet the he confirmed that he is not aware of any circumstance or situation which exists or may be reasonably anticipated that could impair or impact their ability to discharge his duties.

The Board recommends the resolution as item no. 4 for approval of members as an Ordinary resolution.

Except, Mr. Roger James Lord being an appointee, none of the Directors or Key Managerial Personnel (KMP) of the Company or their relatives in any way concerned or interested, financial or otherwise, in the resolution set out at Item No. 4 of the accompanying Notice.

### 5. REAPPOINTMENT OF MR. RAJENDRA PRASAD RITOLIA (DIN 00119488) AS AN INDEPENDENT DIRECTOR OF THE COMPANY

Mr. Rajendra Prasad Ritolia was appointed as Independent Director of the company and holds office upto 31<sup>st</sup> March 2021. Further, based on the recommendation of Nomination and Remuneration Committee, the Board of Directors in their meeting held on February 01, 2021 appointed Mr. Rajendra Prasad Ritolia (DIN 00119488) as Independent Director, for a second term of three years w.e.f 01<sup>st</sup> April 2021 to 31<sup>st</sup> March 2024, which is subject to shareholder's approval in ensuing Annual General Meeting.

The Board suggested that based on the performance evaluation and recommendation of Nomination and remuneration committee, considers that given his background, experience and contribution, the continued association of Mr. Rajendra Prasad Ritolia would be beneficial to the company and it is desirable to continue to avail his services as independent director.

The company has received a declaration from him to the effect that he meets the criteria of independence as provided in Section 149(6) of the Act and Rules framed thereunder and Regulation 16(1)(b) of the SEBI (Listing Obligations and Disclosure Requirements) Regulations. In terms of Regulation 25(8) of SEBI Listing Regulations, he has confirmed that he is not aware of any circumstances or situation which exists or may be reasonably anticipated that could impair or impact his ability to discharge his duties.

The appointment of Mr. Rajendra Prasad Ritolia as an Independent Director of the Company, not liable to retire by rotation; in terms of Sections 149, 152 and other applicable provisions of the Companies Act, 2013, the Companies (Appointment and Qualification of Directors) Rules, 2014 read with Schedule IV of the Companies Act, 2013, the SEBI (Listing Obligations and Disclosure Requirements) Regulations, 2015 as amended (including any statutory modification(s) or reenactments(s) thereof for the time being in force), for a term of 3(three) consecutive years from 01<sup>st</sup> April 2021 to 31<sup>st</sup> March 2024.

The Board recommends the resolution as item no. 5 for approval of members as a Special resolution.

Except, Mr. Rajendra Prasad Ritolia being an appointee, none of the Directors or Key Managerial Personnel (KMP) of the Company or their relatives in any way concerned or interested, financial or otherwise, in the resolution set out at Item No. 5 of the accompanying Notice.



## 6. INCREASE IN AUTHORISED SHARE CAPITAL OF THE COMPANY AND CONSEQUENT ALTERATION IN THE MEMORANDUM OF ASSOCIATION OF THE COMPANY

The existing authorized capital of the company is Rs. 31,00,00,000 (Thirty one Crore only) divided into 3,10,00,000 (Three Crore and Ten Lakhs) Equity Shares of face value of Rs.10/- each (Rupees Ten only).

The management of the company, keeping in view of expansion & diversification plans of the company's business operations is of the opinion that there should be some more unissued share capital as standby in the company to accommodate any future action of further issues of shares on part of the company to meet working capital and other fund requirements of the company. Therefore, the management proposes to increase the Authorised Share capital of the company from existing 31,00,00,000 (Rupees Thirty one Crore only) to Rs. 40,00,00,000 (Rupees Forty Crores only) divided into 4,00,00,000 (Four Crores Only) Equity Shares of face value of Rs. 10/- (Rupees Ten Only) each ranking pari-passu in all respect with the existing Equity Shares of the Company and subsequent to alteration in the Clause V of the Memorandum of Association of the Company.

Further, pursuant to Section 13, 61, 64 and other applicable provisions, if any, of the Companies Act, 2013 read with Companies (Share Capital and Debentures) Rules, 2014 (including any statutory modifications or re-enactment thereof for the time being in force) the abovesaid resolution is required to pass by majority of members as a resolution.

Your Directors, accordingly, recommend this Ordinary Resolution at item no. 6 of the accompanying notice, for the approval of the members of the Company.

None of the Directors or Key Managerial Personnel (KMP) or relatives of the Directors and KMP is concerned or interested in the resolution at the item no. 6 of accompanying notice.

## 7. TO CONSIDER AND APPROVE BORROWING LIMIT OF THE COMPANY U/S 180(1)(C) OF THE COMPANIES ACT, 2013

The company is on growth trajectory and keeping in view long term business expansion & diversification objectives and also the business of the company is diversifying in seismic & also planning to foray in coal mining business. Further, the company is bidding in large scale in various projects including with joint ventures for which Earnest Money Deposit bank guarantees, equipment loan etc. is required.

The existing borrowing powers of the company is Rs. 1,50,00,00,000 (Rupees One Hundred and Fifty crores Only) and to meet enhanced fund requirements as stated above i.e for financing projects and working capital requirement, Earnest Money Deposit, Performance bank guarantee and equipment finance etc., the company will be required to arrange funds including by way of credit facilities from Banks, Financial Institutions and other Persons, Firms, Bodies Corporate and other sources. For the abovesaid purpose, the company is proposing to enhance the credit limits upto Rs. 2,50,00,00,000 (Rupees Two Hundred and Fifty crores Only).

Further, pursuant to the provisions of section 180(1)(c) of the Companies Act 2013, for borrowings over and above the aggregate of paid up share capital and free reserves of the Company, the approval of Members of the company shall be required by passing Special Resolution.

Approval of the members is therefore sought by way of special resolution pursuant to section 180(1)(c) of the Companies Act, 2013, for grant of power to the Board of directors for borrowing money such that the total amount outstanding at any time shall not exceed the limit Rs. 2,50,00,00,000 (Rupees Two Hundred and Fifty crores Only) in excess of the aggregate of the paid up share capital & its free reserves as aforesaid from time to time.

Your Directors, accordingly recommend this Special Resolution at item no. 7 of the accompanying notice, for the approval of the members of the Company.

None of the Directors or Key Managerial Personnel (KMP) or relatives of the Directors and KMP is concerned or interested in the resolution at the item no. 7 of accompanying notice.

By order of the Board  
For South West Pinnacle Exploration Limited

Place : Gurugram  
Date: August 09, 2021

Sd/-  
Vikas Jain  
Chairman & Managing Director  
DIN: 00049217

## ANNEXURE-I

Pursuant to Regulation 36(3) of the SEBI (Listing Obligation and Disclosure Requirement) Regulations, 2015, the brief profile of Directors eligible for appointment/ re-appointment vide item no. 04 & 5 are as follows:

DETAIL OF DIRECTORS SEEKING APPOINTMENT/RE-APPOINTMENT AT THE ANNUAL GENERAL MEETING		
PARTICULARS	MR. RAJENDRA PRASAD RITOLIA	MR. ROGER JAMES LORD
Date of Birth	08/07/1948	12/08/1947
Date of Appointment/ re-appointment	01 <sup>st</sup> April 2021	09th November 2020
Qualifications	Mr. Rajendra Prasad Ritolia has done his Post graduation in Mining from Leoben, Austria (under UNO scholarship) and post-graduate diploma in Management from AIMA.	NSW Driller issued with Class License 6
Expertise in specific functional areas	Mr. Rajendra Prasad Ritolia has held the position of Former Chairman-cum-Managing Director of Central Coalfields Ltd, Ranchi, India and Former Managing Director, Tata Steel Ltd. He is recipient of several awards like Dewan Bahadur DD Thacker Gold Medal Award for outstanding contribution to Coal Mining Industry by MGMI Indira Gandhi Memorial National Award 2007 for Best PSU Chief Executive, Award of Excellence by Indian Mine Managers' Association & Lifetime Achievement Award by National Institute of Personnel Management.	Mr. Roger James Lord has rich experience of more than 45 years in Drilling Industry. He started his career in Drilling Industry in Australia for carrying out drilling operations and has widely travelled throughout the world for carrying out drilling operations. He also holds is a certificate in Drilling from Australia.
Directorship held in other Companies (excluding Foreign Company)	Narnolia Securities Limited Hiranmaye Energy Limited India Power Corporation (Bodhgaya) Limited PL Surya Vidyut Limited PL Sunrays Power Limited PL Solar Renewable Limited Matsya Shipping & Ports Private Limited	No
Membership/Chairmanships of committees of other companies (includes only Audit Committee and Shareholders/ Investor Grievance Committee)	One (Member of Audit Committee)	Nil
Number of shares held in the Company	Nil	Nil

BOARD OF DIRECTOR'S REPORT

To,  
The Members of South West Pinnacle Exploration Limited

Your Director's are pleased to present the 15<sup>th</sup> Annual report on the business and operations together with the Company's audited financial statements and the auditors' report thereon for the financial year ended March 31, 2021. The financial highlights for the year are given below:-

**FINANCIAL RESULTS:**

Particulars	Standalone		Consolidated	
	2020-21	2019-20	2020-21	2019-20
Revenue from operations	10,233.09	8,363.40	10356.29	8,580.06
Other Income	285.25	167.03	287.11	167.57
<b>Total Revenue</b>	<b>10518.34</b>	<b>8,530.43</b>	<b>10,643.40</b>	<b>8,747.63</b>
Expenses	7925.52	6671.32	8009.32	6971.32
Finance cost	493.74	453.33	533.56	509.25
Depreciation	729.78	633.14	779.86	686.63
Profit before Share of Profit/Loss of Joint Venture	<b>1369.30</b>	<b>772.64</b>	<b>1320.66</b>	<b>580.43</b>
Share of Profit/Loss of Joint Venture	-	-	18.21	(32.63)
<b>Profit before tax</b>	<b>1369.30</b>	<b>772.64</b>	<b>1338.87</b>	<b>547.80</b>
Current tax	315.06	241.56	315.05	241.56
<b>Profit after current tax</b>	<b>1054.24</b>	<b>531.08</b>	<b>1023.82</b>	<b>306.24</b>
Deferred tax	4.53	(23.31)	4.53	(23.31)
Tax adjustments of earlier year	(2.85)	-	(2.85)	-
<b>Profit after tax</b>	<b>1052.56</b>	<b>554.39</b>	<b>1022.14</b>	<b>329.55</b>
<b>Earning per Share</b>	<b>3.77</b>	<b>1.99</b>	<b>3.66</b>	<b>1.17</b>



## DIVIDEND

In view of the profits for the year under review and keeping in view future fund requirements of the company for its business operations, your Directors are pleased to recommend dividend of Rs. 0.50 per Equity Share of face value of Rs. 10/- each, fully paid-up, to non-promoters shareholders of the company.

## OPERATION HIGHLIGHTS


During the year under review, the Company has earned total revenue of Rs. 10518.34 Lakh as against 8530.43 Lakh during the previous year with an increase of 23.30 %. The year under review resulted in Net Profit after Tax of Rs. 1052.56 Lakh as compared to Net Profit after Tax of Rs. 554.39 Lakh during the previous year with an increase of 89.86%. Business Development of the Company is on expansion & diversification and the company expects to increase its' business significantly in the following years.

On consolidated basis, revenue for FY 2020-21 stood at is Rs. 10,643.40 Lakh as against Rs. 8,747.63 Lakh during previous year with an increase of 21.67 % and Net Profit after Tax of Rs. 1022.14 Lakh as compared to Net Profit after Tax of Rs. 329.55 Lakh during the previous year with an increase of 210%.



## IMPACT OF COVID-19 ON OPERATIONS OF COMPANY

- a) Company's operations were largely going on well in the fourth quarter of the year 2020-21. But the sudden onslaught of second wave of COVID-19 had started affecting Company's operations in the month of March, 2021. Since the impact of second wave was quick and sudden, and was not only present in cities but also in remote/rural areas. Everyone was caught unaware and obviously we are also no exception.



- b) Second wave was very lethal, we lost some of our very efficient employees and many of our employees became victim of COVID. This has impacted the overall operations of the Company to some extent.
- c) Many of State Governments, where our operations were going on, had announced lock downs and issued various Covid related restrictions/ guidelines. Such actions had affected our operations when they were at the peak in year end.
- d) In nutshell, the second wave of Covid has dented our top line by Rs. 8 to 10 Crores with corresponding reduction in bottom line during FY 2020-21.

- e) Due to aforementioned impediments, the Company could run most of its' operations during the month of April and May 2021 with low pace/capacity, adhering to the safety norms prescribed by Government of India, the respective State Governments and the local authorities. With the comfortable order book position and active support of clients, we could maintain/ sustain our operations smoothly rather quickly.
- f) During 1st Quarter & 2nd Quarter of FY 2021-22, the profitability is also likely to remain impacted. There is likelihood of third wave of COVID. Since the vaccination program of the Government is going on in full swing, Oxygen plants are being installed across the country, medical infrastructure is further being strengthened and State Governments and local administration are more vigilant this time, we feel that things should not go out of hands, even if the so called third wave comes. In addition, company is encouraging its employees to get vaccinated as soon as possible. Yet, we strongly believe that the situation is still fluid and nothing can be said with certainty, hence we are keeping a close watch on the developments. Hopefully majority of our country's population will get inoculated by end of the current calendar year as per the Government of India's estimate and hard immunity will be created by them. We hope that the business situation would also go in tandem and would gradually normalize to a large extent during 3rd and 4th quarter of current FY 21-22.
- g) Though the cash flow position keeps changing with the passage of time, with our existing limits and strict monitoring and control over expenditure, the company will be able to serve its' debt and other financial obligations as per schedule. There are no liquidity concerns as we have sufficient unutilized banking limits available. Besides, our existing bankers are willing to extend additional financial support, if the situation so warrants, which is highly unlikely.
- h) The company has got a system in place to monitor accounts receivables, inventory and overheads periodically which has so far been very effective. Any decision on Capital expenditure is taken after thorough and careful examination by the top management to guard against any impact on our asset management in COVID era.



- i) Our company is imparting services in the field of exploratory drilling and seismic data acquisition and analysis, there is no noticeable impact on demand of our services due to COVID 19. Our present order book stands at Rs. 206 Crores which is testimony of continuance of high demand of our services. In fact some announcements done by the Government of India last year, restricting participation by global players in tenders upto 200 Crore and opening up of Coal and mining sector for private players for commercial mining has opened up new areas of opportunities which is expected to create additional demand of services presently being provided by companies like us.



## COMPANY'S AFFAIRS

South West Pinnacle Exploration Limited is engaged mainly in the business of providing end to end drilling, exploration and allied services to coal, ferrous, non-ferrous, atomic and base metal mining industries and water & unconventional energy industries & seismic services & Oil & Gas like CBM, Shale and Geothermal Exploration. The company is also engaged in doing aquifer mapping for Hydro-geological organizations in India for determining the quality and quantity of ground water in a particular area.

On successful implementation of future projects and on the strength of its existing product portfolio, operational efficiency and enhanced network, the management, on overall basis, expects a robust growth and enhanced market share. The Board expects that the company will continue to improve its overall performance and excel to enhance the profitability of the Company, in the present economic scenario and huge potential demand of these products in the Indian market, via its strategy competency, operational efficiencies and new line of activity on its successful implementation.

## HUMAN RESOURCE DEVELOPMENT

Human Resource strives the success and growth of a company. Your Company believes that human resources are the key resource and integral part the organization and endeavors to create a culture of openness and empowerment amongst its employees and provide them good carrier growth.

Your Company truly believes in trust, transparency & teamwork to improve employees' productivity at all levels and is committed to the welfare of the employees and their families by having performance review, recognition and reward system in place.



## TRANSFER TO RESERVES

The Company has transferred Rs. 1039.52 Lakhs to the General reserves during the Financial Year ended on 31 March, 2021.

## MATERIAL CHANGES AND COMMITMENTS

### AFFECTING THE FINANCIAL POSITION OF THE COMPANY WHICH HAVE OCCURRED BETWEEN MARCH 31, 2021 AND THE DATE OF REPORT

Except as disclosed elsewhere in this Annual Report, there have been no material changes and commitments which can affect the financial position of the Company between the closing of the financial year of the Company i.e. 31<sup>st</sup> March, 2021 till the date of this report.

As required under Section 134(3) of the Act, the Board of Directors informs the members that during the financial year, there have been no material changes, except as disclosed elsewhere in the Annual Report.

## CONSOLIDATED FINANCIAL STATEMENTS

In accordance with the provisions of the Act, the audited consolidated financial statements are provided in the Annual Report. These financial statements disclose the assets, liabilities, income, expenses and other details of the Company, its' subsidiaries, joint ventures and associate companies.



## Subsidiary Companies

The company has joint venture named as Alara Resources LLC in Muscat, Oman in which SWPE holds 35% Share (52,500 Equity shares).

There are no associate companies at any time during the financial year 2020-2021.

Pursuant to the provisions of Section 129(3) of the Companies Act, 2013 ("Act"), a statement containing brief financial details of the Company's subsidiaries, associate companies and joint ventures for the financial year ended March 31, 2021 in Form AOC-1 is annexed to the financial statements of the Company as Annexure-I and also available on company's website at [www.southwestpinnacle.com](http://www.southwestpinnacle.com).

There is no change in the nature of business of the company during FY 2020-21.

There is no inter se relationship between Directors of the company except between Mr. Vikas Jain , Chairman & Managing Director who is elder brother of Mr. Piyush Jain, Joint Managing Director of the company.

During the year under review there is no change in the Authorised, Subscribed and paid-up share capital of the company. The present share capital of the company are as follows: -

- The authorized share capital of the company is Rs. 31,00,00,000 (Rupees Thirty One Crores only) divided into 3,10,00,000 (Three Crores and Ten Lakh) equity shares of Rs. 10/- (Rupees Ten) each.

- **Paid Up & Issued Share Capital-**

The paid up share capital of the company is Rs. 27,90,24,000/- (Twenty Seven Crore Ninety Lacs and Twenty Four Thousand Only) divided into 2,79,02,400 (Two Crore Seventy Nine Lac Two Thousand and Four Hundred Only) Equity shares of Rs. 10/- (Rupees Ten) each.

## PUBLIC DEPOSITS

The Company has not accepted any Public deposit during the year under review falling within the purview of Section 73 of the Companies Act, 2013 read with Companies (Acceptance of Deposits) Rules, 2014.

## PARTICULARS OF LOANS, GUARANTEES OR INVESTMENTS UNDER SECTION 186 OF THE COMPANIES ACT, 2013

In terms of Section 134 (3) (g), towards inclusion of the details of particulars of Loans, Guarantees and Investments covered under the provisions of Section 186 of the Companies Act, 2013 & Rules made thereunder in this report, the same are given in the notes to the Financial Statements.

## INTERNAL CONTROL SYSTEMS AND THEIR ADEQUACY

Our company has an Internal control System, commensurate with the size, scale and complexity of its operations. The audit committee, comprises of professionally qualified Directors, who interact with the statutory auditors, internal auditors and management in dealing with matters within its terms of reference. Your company has a proper and adequate system of internal controls. These controls ensure transactions are authorized, recorded and reported correctly and assets are safeguarded and

protected against loss from unauthorized use or disposition.

In addition, there are operational controls and fraud risk controls, covering the entire spectrum of internal financial controls within the meaning of the act. An extensive program of internal audits and management reviews, supplements the process of internal financial control framework. Documented policies, guidelines and procedures are in place for effective management of internal financial



controls to maintain its objectivity and independence, the Internal auditor reports to the chairperson of the audit committee of the Board. The audit committee defines the scope and authority of the Internal auditor. The Internal auditor monitors and evaluates the efficacy and adequacy of internal control system in the Company, its compliance with operating systems, accounting procedures and policies at all locations of the Company and its subsidiaries.

Based on the report of Internal Auditor, process owners undertake corrective action in their respective areas and thereby strengthen the controls. Significant audit observations and the necessary corrective actions are presented to the Audit Committee. The internal financial control framework design ensures that the financial and other records are reliable for preparing financial and other statements.

In addition, the company has identified and documented the key risks and controls for each process that has a relationship to the financial operations and reporting. At regular intervals, internal teams test identified key controls. The internal auditors also perform an independent check of effectiveness of key controls in identified areas of internal financial control reporting. The Statutory auditor's Report includes a report on the internal financial controls over financial reporting. The audit committee and the Board are of the opinion that the company has sound Internal Financial control commensurate with the nature and size of its business operations and operating effectively and no material weaknesses exist during the financial year 2020-21.



## AUDITORS

### (i) Statutory Auditors

Pursuant to the provisions of section 139 of the Act and the rules framed there under, the company at its AGM held on 14<sup>th</sup> September, 2019 appointed **M/s Doogar & Associates, Chartered Accountants (Firm registration No. 000561N)** as the statutory auditor of the company for a term of 5 (Five) consecutive years from the conclusion of the 13<sup>th</sup> annual general meeting upto the conclusion of 18<sup>th</sup> annual general meeting of the company. Further, in accordance with the companies amendment act, 2017 enforced w.e.f 7 May, 2018 by the Ministry of Corporate Affairs, the appointment of statutory auditor is not required to be ratified at every Annual General Meeting. Accordingly, no resolution is being proposed for ratification of appointment of statutory auditors at the ensuing AGM and a note in respect of same has been included in the Notice for this AGM.



There were no qualifications, reservation or adverse remark or disclaimer as reported by the statutory auditor of the Company.

### (ii) Secretarial Auditors

Section 204 of the Companies Act, 2013, inter-alia requires every listed company to annex with its' Board of Directors report, a Secretarial Audit Report given by a Company Secretary in practice, in the prescribed form.

The Board of Directors has appointed M/s KKS & Associates, Company Secretaries (Prop. Mr. Krishna Kumar Singh, FCS No. 8493), Practicing Company Secretary as the Secretarial Auditor to conduct Secretarial Audit of the Company for Financial Year 2020-21 and their report is annexed to this Board report. The secretarial audit report does not contain any qualification, reservation, adverse remark or disclaimer.

The Secretarial Auditor's Report, in the prescribed format, for the period ended March 31, 2021 is annexed to this Directors' Report as Annexure -V and forms part of the Board Report.

Further, Pursuant to regulation 24(A) of SEBI (Listing Obligation and Disclosure Requirement) Regulations, 2015 read with SEBI circular No. CIR/CFD/CMD1/27/2019 dated February 08, 2019, the companies required to submit Annual Secretarial Compliance Report for the Year ended March 31, 2021. In compliance of above said provisions, the company received Annual Secretarial Compliance Report for FY 2020-21 from M/s KKS & Associates, Company Secretaries dated 07.06.2021 and submitted the same to stock exchange within prescribed time.

### (iii) Internal Auditors



Mr. Yogesh Singla, Chartered Accountant and Internal Auditor of the Company performed all his duties of internal auditor and conducted Audit of the Company for FY 2020-21. The Internal Audit report for Financial Year 2020-21 was reviewed by the audit committee and taken note by the board of Directors of the company.

Further, Mr. Yogesh Singla, has tendered his resignation on July 06, 2021 and relieved from his services w.e.f August 11, 2021. Mr. Anurag Bhura, a Chartered Accountant has replaced as internal auditor of the company for a period of three years i.e 2021-22 to 2023-24 with effect from August 16, 2021.

### QUALIFICATIONS IN AUDIT REPORTS

There is no qualification, disclaimer, reservation or adverse remark or disclaimer made either by the statutory auditors in his report or by the company secretary in practice (Secretarial Auditor) in secretarial audit report.

### COMPLIANCE WITH SECRETARIAL STANDARDS ON BOARD MEETINGS AND GENERAL MEETINGS

The Company has complied with Secretarial Standards issued by the Institute of Company Secretaries of India on Board Meetings and General Meetings.

### EXTRACT OF THE ANNUAL RETURN

The extract of Annual Return in Form No. MGT-9 as per section 134(3)(a) of the Companies Act, 2013 read with Rule 8 of Companies Act(Accounts) Rules 2014 and Rule 12 of Companies (Management & Administration) Rules, 2014 as on the financial year ended on 31.03.2021, is annexed herewith as **Annexure-III**. Link of the same is also available at the website of the company i.e [www.southwestpinnacle.com](http://www.southwestpinnacle.com)

### CONSERVATION OF ENERGY, TECHNOLOGY ABSORPTION AND FOREIGN EXCHANGE EARNINGS AND OUTGO

The information pertaining to conservation of energy, technology absorption, Foreign exchange Earnings and outgo as required under Section 134(3) of the Companies Act, 2013 read with Rule 8(3) of the Companies (Accounts) Rules, 2014 is furnished.

Since the company is not engaged in manufacturing, the particulars in respect of conservation of energy, Research and development, Technology Absorption are not required to be given.

### FOREIGN EXCHANGE EARNINGS/ OUTGO:

Foreign Exchange Earnings and Outgoings	31 <sup>st</sup> March, 2021	31 <sup>st</sup> March, 2020
Earnings in Foreign Currency	Rs. 4,66,39,785	Rs. 11,48,063
Expenditure in Foreign Currency	Rs. 1,63,98,937	Rs. 21,78,78,153

### SUSTAINABILITY, GREEN INITIATIVES AND CORPORATE SOCIAL RESPONSIBILITY INITIATIVES

Sustainability is embedded into the vision and mission of SWPE since inception. Triple Bottom Lines People Planet-Profit are the corner stones of our commitment to responsible business. We have in place a focused sustainability framework, with pillars of workplace sustainability, ecological stewardship and ethical governance. Our commitment to responsible business development is evident in our alignment with several global and national frameworks on sustainability.

Our emphasis on resource conservation in areas of energy, water, and waste management has been strong and our investments in green building and technology leverage for ecology have been fruitful. Our CSR efforts continue to create sustainable impacts on the communities. Our focus on sustainability continued to maintain its impacts despite the challenges posed by the





pandemic in the year under reporting. While we took necessary steps to provide the right response, relief to our people, communities around and managed to discover our resilience and recover as a business, continuing to serve our clients. Responsibility is an integral part of our organization, and the challenging year found us reiterating the fact as a green initiative, we send annual Reports by email every year to those shareholders who have registered their email IDs with the company/Depository Participant/Registrar and Share transfer agent as a part of green initiative.

## MANAGEMENT DISCUSSION AND ANALYSIS

A detailed review of the operations, performance and future outlook of the Company is given in the Management's Discussion and Analysis appearing as **Annexure -IV** to this Report.

## CORPORATE GOVERNANCE REPORT AND CERTIFICATE

The report on Corporate Governance as stipulated in SEBI (Listing Obligation and Disclosure Requirements) Regulations, 2015 as integral part of this Annual Report

## CORPORATE SOCIAL RESPONSIBILITY (CSR)

The Board of Directors had formed a committee on Corporate Social Responsibility (CSR) in accordance with provisions of Companies Act, 2013. The Committee consists of following members:

Mr. Vikas Jain (Chairman & Managing Director)

Mr. Piyush Jain (Joint Managing Director)

Mr. Jitendra Kumar Mishra (Independent Director)

The Annual report on CSR activities in pursuance of the Companies (Corporate Social Responsibility Policy) Rules, 2014 is annexed herewith as **Annexure VII**.



## BOARD OF DIRECTORS

There was no change in board composition of the company except the following: -

Mr. Roger James Lord (DIN : 00952295) has been appointed as an additional director (Non Executive) of the company w.e.f November 09, 2020. The company proposing his appointment as non-executive director of the company by way of notice of ensuing 15<sup>th</sup> Annual General Meeting of the company.

Mr. Rajendra Prasad Ritolia (DIN 00119488) Independent Director of the company has been reappointed by the Board of Directors of the company in their meeting held on February 01, 2021 for a second term of three years w.e.f 01<sup>st</sup> April 2021 to 31<sup>st</sup> March 2024. The company proposing his re-appointment as Independent Director of the company by way of notice of ensuing 15<sup>th</sup> Annual General Meeting of the company.

## INDEPENDENT DIRECTORS

Mr. Jitendra Kumar Mishra, Mrs. Sudha Maheshwari and Mr. Rajendra Prasad Ritolia are present independent directors of the company.

The Board of Directors of the Company hereby confirms that all the Independent Directors duly appointed by the Company have given the declaration of independence as required pursuant to Section 149(7) of the Act and Regulation 25(8) of the Listing Regulations stating that they meet the criteria of Independence as provided under Section 149(6) of the Act.

## KEY MANAGERIAL PERSONAL (KMP)

Mr. Vikas Jain, Chairman & Managing Director, Mr. Piyush Jain, Joint Managing Director, Mr. Dinesh Agarwal, Chief Financial Officer, Ms. Vaishali, Company Secretary and Compliance Officer are the Key Managerial Personals as per the provision of Section 2(51) & 203 of the Companies Act, 2013 read with the Companies (Appointment and Remuneration of Managerial Personnel) Rules, 2014.

## DECLARATION GIVEN BY AN INDEPENDENT DIRECTOR(S) UNDER SECTION 149(6) OF THE COMPANIES ACT, 2013

Declaration given by the independent directors meeting the criteria of independence as provided in section 149(6) of the Act & SEBI (LODR) Regulations, 2015 has been received and taken on record and there has been no change in the circumstances which may affect their status as independent director during the year.

## BOARD EVALUATION

The board of directors has carried out an annual evaluation of its own performance, Board committees and the performance of the Board was evaluated by the Board after seeking inputs from all the directors on the basis of the criteria such as the Board composition and structure, effectiveness of board processes, information and functioning etc.

The performance of the committees was evaluated after seeking the inputs of committee members on the criteria such as understanding the terms of reference, Committee Composition, Independence, updating the Board on the committee decisions, comprehensiveness in the discussion of issues and contributions to Board decisions, etc.

The Board and the Nomination and Remuneration Committee ("NRC") reviewed the performance of the individual directors on the basis of the criteria such as the contribution of the individual directors to the Board and committee meetings like preparing on the issues to be discussed, meaningful and constructive contribution and inputs in meetings, etc. In addition, the Chairman was also evaluated on the key aspects of his role.

In a separate meeting of independent directors, performance of non-independent directors, performance of the board as a whole and performance of the chairman was evaluated, taking into account the views of executive directors and non-executive directors. The same was discussed in the board meeting that followed the meeting of the independent directors, at which the performance of the board, its committees and individual directors was also discussed. Performance evaluation of independent directors was done by the entire board, excluding the independent director being evaluated.

The evaluation report contains an executive summary of findings and several key recommendations from the evaluation process.

### Parameters of Board Evaluation



## MEETINGS OF THE BOARD OF DIRECTORS

The Board of Directors of your Company met 5 (five) times during the financial year ended March 31, 2021, the dates of the board meetings are June 22, 2020; July 22, 2020; November 09, 2020; February 01, 2021 and February 17, 2021. The necessary quorum was present for all the meetings.

The company holds the board meeting in compliance with law and the gap between two meetings did not exceed one hundred and twenty days during the FY 2020-21. The detailed agenda and notes thereon are sent to all the directors seven days in advance from the date of Board Meeting. The Managing Director appraised the Board on the overall performance of the Company at every Board Meeting. The Board reviews the performance of the Company and sets the strategy for future. The Board takes on record the actions taken by the company on all its decisions periodically.

## MEETING OF INDEPENDENT DIRECTORS

During the financial year 2020-21, the meeting of Independent Director was held on 17<sup>th</sup> February 2021 to review the performance of Non Independent Directors of the company.

The gap between the Meetings was within the period prescribed under the Companies Act, 2013 and SEBI (Listing and Disclosure Obligations Requirement) Regulations 2015.

## POLICY ON DIRECTORS' APPOINTMENT AND REMUNERATION AND OTHER DETAILS

The Company's policy on directors' appointment and remuneration and other matters provided in Section 178(3) of the Act has been disclosed in the corporate governance report, which forms part of the directors' report.

The board on recommendation of Nomination and Remuneration Committee approved Remuneration Policy for Director, KMP and Senior Management Employee are also available at the website of the company i.e. [www.southwestpinnacle.com](http://www.southwestpinnacle.com).

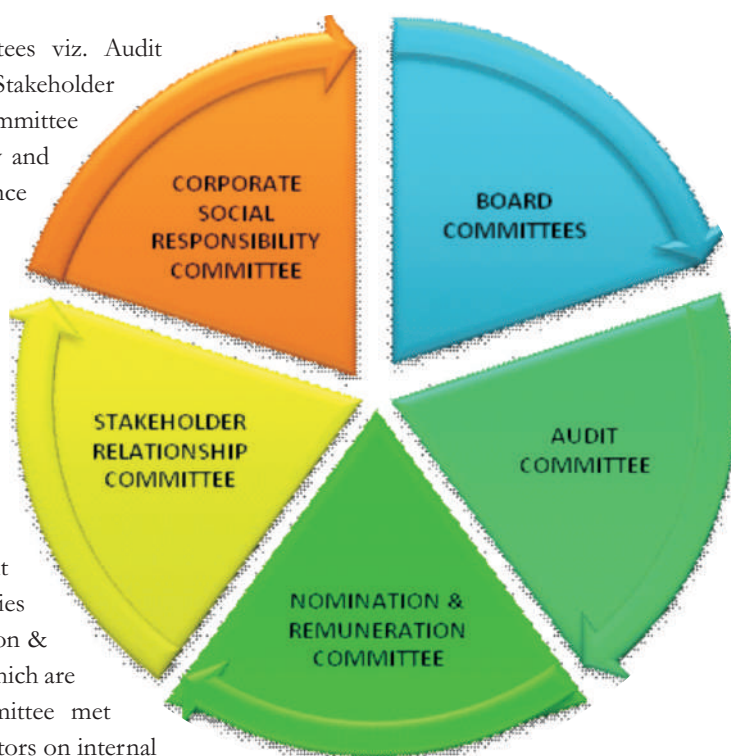
## BOARD COMMITTEES

Detailed composition of the mandatory Board Committees viz. Audit Committee, Nomination and Remuneration Committee, Stakeholder Relationship Committee, Corporate Social Responsibility Committee and number of meetings held during the year under review and other related details are set out in the Corporate Governance Report which forms a part of this Report.

Presently, the Board has Four (4) Committees i.e. Audit Committee, Nomination & Remuneration Committee, Stakeholder Relationship Committee & Corporate Social Responsibility Committee, constitution of which is given below:

### AUDIT COMMITTEE

The role, terms of reference, authority and powers of the Audit Committee are in conformity with Section 177 of the Companies Act, 2013 read with Regulation 18 of SEBI (Listing Obligation & Disclosure Requirements) Regulations, 2015. The details of which are given in the Corporate Governance Report. The Committee met periodically during the year and had discussions with the auditors on internal control systems and internal audit report.



## NOMINATION & REMUNERATION COMMITTEE

The company's remuneration Policy is market-driven and aims at attracting and retaining high performance talent. The remuneration / compensation / commission etc., to the Executive Directors are determined by the nomination and Remuneration committee and recommended to the Board for its approval. The above remuneration / compensation / commission etc., shall be subject to the approval of the shareholders of the company, wherever required.

The role, terms of reference, authority and powers of the Nomination & Remuneration Committee are in conformity with Section 178 of the Companies Act, 2013 read with Regulation 19 of SEBI (Listing Obligation & Disclosure Requirements) Regulations, 2015. The details of which are given in the Corporate Governance Report attached as **Annexure-VI**.

## STAKEHOLDER RELATIONSHIP COMMITTEE

The role, terms of reference, authority and powers of the Stakeholder Relationship Committee are in conformity with Section 178 of the Companies Act, 2013 read with Regulation 20 of SEBI (Listing Obligation & Disclosure Requirements) Regulations, 2015. The details of which are given in the Corporate Governance Report attached as **Annexure-VI**.

## CORPORATE SOCIAL RESPONSIBILITY COMMITTEE

The role, terms of reference, authority and powers of the Corporate Social Responsibility Committee are in conformity with Section 135 of the Companies Act, 2013. The details of which are given in the Corporate Governance Report attached as **Annexure-VI**.

## SECRETARIAL STANDARD

The Institute of Company Secretaries of India has currently mandated compliance with the Secretarial Standards on board meetings and general meetings. During the year under review, the Company has complied with the applicable Secretarial Standards.

## RISK MANAGEMENT POLICY

Effective risk management is essential to success and is an integral part of our culture. While we need to accept a level of risk in achieving our goals, sound risk management helps us to make the most of each business opportunity and enables us to be resilient and respond decisively to the changing environment.

Our approach to risk management assists us in identifying risks early and addressing them in ways that manage uncertainties, minimize potential hazards, and maximize opportunities for the good of all our stakeholders including shareholders, customers, suppliers, regulators and employees. Risks can be broadly classified as Strategic, Operational, Financial, and Legal/Regulatory.

In accordance with the requirements of the Companies Act, 2013 and SEBI (LODR) Regulations, 2015, the Company has adopted risk management policy, approved by Board of Directors and established a risk management framework to identify, mitigate and control the risk and threatens of risk.

## FUTURE PROSPECTS

The Management is very optimistically focusing on to exploit the opportunities available in exploration and mining sector in India and evaluating various business models for implementation in order to enhance to turnover of the company to achieve newer heights. The Board expects that the Company will continue to improve its overall performance and excel to enhance the profitability of the Company.

In the present economic scenario and growth momentum of Indian economy, via its strategy competence, operational efficiencies and successful implementation of its various project. Further, please refer Management and Discussion Analysis report enclosed as annexure-IV for detailed future prospects of the company.

## DISCLOSURE REGARDING MAINTAINANCE OF COST RECORD

The Company is not required to maintain the cost record as specified by the Central Government under sub-section (1) of section 148 of the Companies Act, 2013.



## PECUNIARY RELATIONSHIP OR TRANSACTIONS OF THE NON-EXECUTIVE DIRECTORS AND DISCLOSURES ON THE REMUNERATION OF THE DIRECTORS

All pecuniary relationship or transactions of the non executive directors vis-a-vis the company, along with criteria for such payments and disclosures on the remuneration of directors along with their shareholding are disclosed Form MGT-9, which forms a part of this Report and Corporate Governance Report.

## DETAILS OF ESTABLISHMENT OF VIGIL MECHANISM/WHISTLE BLOWER POLICY FOR DIRECTORS AND EMPLOYEES

Your company has a Whistle Blower Policy and has established the necessary vigil mechanism in accordance with the act and LODR Regulations. The company's vigil mechanism /Whistle blower Policy aims to provide the appropriate platform and protection for Whistle-blowers to report instances of any actual or suspected incidents of unethical practices, violation of applicable laws and regulations including the Integrity code, code of conduct for Prevention of Insider trading, code of Fair Practices and Disclosure. Our company investigates such complaints speedily, confidentially and in an impartial manner and takes appropriate action to ensure that the requisite standards of professional and ethical conduct are always maintained.

In compliance with the requirements of Section 177 of the Companies Act, 2013 and regulation 22 of SEBI (Listing Obligation and Disclosure Requirement) Regulation, 2015, Company has established a vigil mechanism in form of whistle Blower Policy for the Directors and Employees of the Company through which genuine concerns regarding various issues can be communicated. The Company had adopted a Code of conduct for Directors and Senior Management Executives ("the Code"), which lays down the principles and standards that should govern their actions.

Any actual or potential violation of the code, howsoever insignificant or perceived as such, is a matter of serious concern for the company and should be brought to the attention of the concerned.



## DISCLOSURE AS PER THE SEXUAL HARASSMENT OF WOMEN AT WORKPLACE (PREVENTION, PROHIBITION AND REDRESSAL) ACT, 2013

The Company is committed for providing and promoting a safe and healthy work environment for all its employees.

The Company has extreme intolerance towards anti-social behavior at the workplace and has adopted a 'Prevention of Sexual Harassment' Policy (POSH) that is in line with the provisions of the Sexual Harassment of Women at Workplace (Prevention, Prohibition and Redressal) Act, 2013 and the Rules framed there under for prevention and redressal of complaints of sexual harassment at workplace, along with a structured reporting and redressal mechanism. The company has complied with provision relating to the constitution of Internal Complaints Committee under the said Act.

The Company has not received any complaint on sexual harassment during Financial Year 2020-21.

Number of complaints filed	Number of complaints Disposed	Number of complaints Pending
NIL	NIL	NIL

## REPORTING OF FRAUDS

There was no instance of fraud during the year under review, which required the Statutory Auditors to report to the Audit Committee and/or Board under Section 143(12) of the Act and Rules framed there under.

## PARTICULARS OF CONTRACTS OR ARRANGEMENTS WITH RELATED PARTIES

All transactions with related parties are placed before the Audit Committee for its approval. An omnibus approval from the Audit Committee is obtained for the related party transactions which are repetitive in nature. In case of transactions which are unforeseen and in respect of which complete details are not available, the Audit Committee grants an omnibus approval to enter into such unforeseen transactions, provided the transaction value does not exceed Rs. 1 Crore (per transaction in a financial year). The Audit committee reviews all transactions entered into pursuant to the omnibus approvals so granted on a quarterly basis. All transactions with related parties entered into during FY 2020-21 were at arm's length basis and in the ordinary course of business and in accordance with the provisions of the Act and the Rules made there under and the SEBI Regulations. There were no transactions which were material (considering the materiality thresholds prescribed under the Companies Act and Regulation 23 of the SEBI (Listing Obligation and Disclosure Requirement) Regulations, 2015.

Accordingly, disclosure is made in respect of the Related Party Transactions in the Form AOC-2 in terms of Section 134 of the Act and Rules framed there under as **Annexure II**.

Further, there were no transactions which were material (considering the materiality thresholds prescribed under the Companies Act and Regulation 23 of the SEBI (Listing Obligation and Disclosure Requirement) Regulations, 2015. There were no materially significant related party transactions made by the Company with Promoters, Directors, Key Managerial Personnel or other designated persons which may have a potential conflict with the interest of the Company at large.

## DISCLOSURE OF NOMINATION AND REMUNERATION POLICY

The board on recommendation of Nomination and Remuneration Committee approved Remuneration Policy for Director, KMP and Senior Management Employee are also available at the website [www.southwestpinnacle.com](http://www.southwestpinnacle.com) of the Company.

## PARTICULARS EMPLOYEES PURSUANT TO SECTION 134(3) OF THE COMPANIES ACT, 2013 READ WITH RULE 5 (1) OF THE COMPANIES (APPOINTMENT AND REMUNERATION OF MANAGERIAL PERSONNEL) RULES, 2014

The information required pursuant to Section 197 read with Rule 5 of The Companies (Appointment and Remuneration of Managerial Personnel) Rules, 2014 and Companies (Particulars of Employees) Rules, 1975, in respect of Managerial Personnel, Directors and Employees of the Company as detailed below:-

Sr. No.	Particulars	Details
(i)	The ratio of the remuneration of each director to the median remuneration of the employees of the company for financial year	Mr. Vikas Jain 26:1 Mr. Piyush Jain 16:1 Mr. Roger James Lord - Not Applicable* Mr. Rajendra Prasad Ritolia - Not Applicable* Mr. Jitendra Kumar Mishra - Not Applicable* Mrs. Sudha Maheshwari - Not Applicable*
(ii)	the percentage Increase in remuneration of each Director, Chief Financial Officer, Chief Executive Officer, Company Secretary or Manager, if any, in the financial year;	Since the whole year was marred by the impact of COVID-19, hence, no increase in the remuneration of Key Managerial Personnel was done. Rather, there were certain voluntary salary cuts taken by the KMP to sail through the COVID situation.
(iii)	the percentage Increase in the median remuneration of employees in the financial year.	There is no increase in the median remuneration of employees rather there is reduction in the overall personal cost of the company.
(iv)	the number of permanent employees on the rolls of Company;	511 Employees as on March 31, 2021.
(v)	average percentile increase already made in the salaries of employees other than the managerial personnel in the last financial year and its comparison with the percentile increase in the managerial remuneration and justification thereof and point out if there are any exceptional circumstances for increase in the managerial remuneration;	There is no average percentile increase in the salaries of employees other than Managerial personal in the last financial year. (Please refer point iii).
(vi)	Affirmation that the remuneration is as per the remuneration policy of the Company.	Remuneration paid during the FY 20 20-21 is as per the Remuneration Policy of the Company.

Notes:-

- \* 1. The remuneration to Non-Executive Directors consists of Sitting Fees only.
2. It is hereby affirmed that the remuneration paid is as per the Nomination and Remuneration policy of the Company.

## PREVENTION OF INSIDER TRADING

The Company has adopted a Code of Conduct for Prevention of Insider Trading with a view to regulate in securities by the Directors and designated employees of the Company. The Code prohibits the purchase or sale of Company shares by the Directors and the designated employees while in possession of unpublished price sensitive information in relation to the Company and during the period when the Trading Window is closed. The Code of Conduct to regulate, monitor and report Insider trading is uploaded on the Company's website: [www.southwestpinnacle.com](http://www.southwestpinnacle.com)

## COMPLIANCE WITH THE SEBI (LISTING OBLIGATIONS AND DISCLOSURE REQUIREMENTS) REGULATIONS, 2015

The company's equity shares continue to be listed on the National Stock Exchange of India (NSE) which has nation wide trading terminals. The company has paid the Annual Listing Fees to NSE for the Financial Year 2021-2022. All compliances with respect to the SEBI (Listing Obligating and Disclosure Requirements) Regulations 2015 have been duly made by the company.

## DIRECTORS' RESPONSIBILITY STATEMENT

The Directors' Responsibility Statement referred to in clause (c) of sub-section (3) of Section 134 of the Companies Act, 2013, shall state that –

- a) In the preparation of the annual accounts, the applicable accounting standards had been followed along with proper explanation relating to material departures;

- b) The directors had selected such accounting policies and applied them consistently and made judgments and estimates that are reasonable and prudent so as to give a true and fair view of the state of affairs of the company at the end of the financial year and of the profit and loss of the company for that period;
- c) The directors had taken proper and sufficient care for the maintenance of adequate accounting records in accordance with the provisions of this Act for safeguarding the assets of the company and for preventing and detecting fraud and other irregularities;
- d) The directors had prepared the annual accounts on a going concern basis;
- e) The directors had laid down internal financial controls to be followed by the company and that such internal financial controls are adequate and were operating effectively; and
- f) The directors had devised proper systems to ensure compliance with the provisions of all applicable laws and that such systems were adequate and operating effectively.

## E-VOTING

The Company is providing e-voting facility to all members to enable them to cast their votes electronically on all resolutions set forth in the Notice. This is pursuant to section 108 of the Companies Act, 2013 and Rule 20 of the Companies (Management and Administration) Rules, 2014 and Regulation 44 of SEBI (Listing Obligations & disclosure Requirements) Regulations, 2015 read with the Ministry of Corporate Affairs General Circular Nos. 14/2020 dated 8th April, 2020, 17/2020 dated 13th April, and 20/2020 dated 5th May, 2020 and 02/2021 dated 13th January, 2021 ('MCA Circulars') and also the Circular dated 12th May, 2020 and SEBI/HO/CFD/CMD2/CIR/P/2021/11 dated 15th January, 2021 issued by the Securities and Exchange Board of India ('SEBI Circular'). The instruction(s) for "remote e-voting" and "e-voting" during the AGM for ensuing Annual General Meeting is also provided with notice to shareholders of this Annual Report.



## SIGNIFICANT AND MATERIAL ORDERS PASSED BY THE REGULATOR OR COURTS OR TRIBUNAL IMPACTING THE GOING CONCERN STATUS

There are no significant and material orders passed by the Regulators or Courts or Tribunals impacting the going concern status and Company's operations in future.

## ACKNOWLEDGEMENTS

Your Directors place on record their warm appreciation of the assistance and co-operation extended by various Government Departments, Authorities, and Business Partners etc. Your Directors also place on record their deep appreciation of the support provided by the Bankers associated with the company.

Your company's employees are instrumental to your company achieving higher business goals. Your directors place on record their deep admiration of the commitment and contribution of your company's employees. Your support as shareholders is greatly valued. Your directors thank you and look forward to your continuance support.

**By order of the Board  
For South West Pinnacle Exploration Limited**

Place : Gurugram  
Date : 09 August 2021

Sd/-  
Piyush Jain  
Joint Managing Director  
DIN: 00049319

Sd/-  
Vikas Jain  
Chairman & Managing Director  
DIN: 00049217



## ANNEXURE-I

## Form AOC-1

(Pursuant to first proviso to sub-section (3) of section 129 read with rule 5 of Companies (Accounts) Rules, 2014)

**Statement containing salient features of the financial statement of  
Subsidiaries/associate companies/joint ventures**

## Part "A": Subsidiaries

Rs. in Lacs

S. No.	Particulars	Details of subsidiaries	
1.	Name of the subsidiary	Pilot Pipelines Private Limited (Formerly known as Pilot Infrastructure Pvt. Ltd)	South West Oil Field Services Private Limited*
2.	Reporting period for the subsidiary concerned, if different from the holding company's reporting period	Same i.e. 01.04.2020 to 31.03.2021	14.12.2020 to 31.03.2021*
3.	Reporting currency and Exchange rate as on the last date of the relevant Financial year in the case of foreign subsidiaries	Not Applicable	Not Applicable
4.	Share capital	50,00,000	1,00,000
5.	Reserves & surplus	(3,45,07,677)	(66,566)
6.	Total assets	5,75,03,161	1,53,600
7.	Total Liabilities	8,70,10,838	1,20,166
8.	Investments	-	-
9.	Revenue	1,25,13,886	-
10.	Profit before taxation	(47,98,055)	(66,566)
11.	Provision for taxation	NIL	NIL
12.	Profit after taxation	(47,98,055)	(66,566)
13.	Proposed Dividend	-	-
14.	% of shareholding	100%	100%*

\*M/s South West Oil Field Services Private Limited incorporated on 14<sup>th</sup> December 2020 as wholly owned subsidiary of company and became the joint venture company by transferring its 26% shareholding to JSC Astrakhan Geophysical Expedition (JV Partner) in accordance to JV Agreement dated 13th May 2021. M/s South West Pinnacle Exploration Limited presently holds 74% in South West Oil Field Services Private Limited and is a subsidiary company.

**Notes:**

- Names of subsidiaries which are yet to commence operations - **South West Oil Field Services Private Limited**
- Names of subsidiaries which have been liquidated or sold during the year- Not Applicable

**By order of the Board  
For South West Pinnacle Exploration Limited**

Sd/-  
Piyush Jain  
Joint Managing Director  
DIN: 00049319

Place : Gurugram

Date : 09 August 2021

Sd/-  
Vikas Jain  
Chairman & Managing Director  
DIN: 00049217

Part "B": Associates and Joint Ventures

Statement pursuant to Section 129 (3) of the Companies Act, 2013 related to Associate Companies and Joint Ventures: -

Rs. in Lacs

S.No.	Particulars	Details
1.	Name of Joint Venture	ALARA RESOURCES LLC, MUSCAT, OMAN
2.	Date on which Joint Venture was Associated or acquired	October 02, 2018
3.	Shares of Joint Venture held by the company on the year end No.	52,500
4.	Amount of Investment in Joint Venture	11,166,000/-
5.	Extent of Holding (in percentage)	35%
6.	Description of how there is significant influence	JV agreement to participate in financial and operating policies
7.	Reason why Joint Venture is not consolidated	NA
8.	Net Worth attributable to shareholding as per latest audited Balance Sheet (as on 30.06.2020)	3,77,700/-
9.	Profit and Loss for the year	
	I. Considered in Consolidation	18,20,513
	II. Not Considered in Consolidation	33,80,945
10.	Name of Joint Venture which are yet to commence Operations	ALARA RESOURCES LLC, MUSCAT THE SULTANATE OF OMAN

- Names of associates or joint ventures which are yet to commence operations-- **Not Applicable**
- Names of associates or joint ventures which have been liquidated or sold during the year-- **Not Applicable**

By order of the Board  
For South West Pinnacle Exploration Limited

Place : Gurugram  
Date : 09 August 2021

Sd/-  
Piyush Jain  
Joint Managing Director  
DIN: 00049319

Sd/-  
Vikas Jain  
Chairman & Managing Director  
DIN: 00049217

ANNEXURE-II

## Form No. AOC-2

[Pursuant to clause (h) of Sub-section (3) of Section 134 of the Act and Rule 8(2) of the Companies (Accounts), Rules, 2014]

Form of disclosure of particulars of contracts/arrangements/entered into by the Company with related parties referred to in sub-section (1) of Section 188 of the Companies Act, 2013 including certain arm's length transactions under third proviso thereto.

1. Detail of contracts or arrangements or transactions not at Arm's length basis **NOT APPLICABLE**

2. Detail of contracts or arrangements or transactions at Arm's length basis :

Rs. in Lacs

Sr. No.	Name of the Related party	Nature of Relationship	Nature of contracts/ Arrangements/ Transactions	Amount	Duration of contracts/ Arrangements /transactions	Salient terms of contracts or arrangements or transactions	Amount Paid as advance, if any
1.	Pilot Pipelines Private Limited (Formerly known as Pilot Infrastructure Private Limited)	Wholly Owned Subsidiary	Interest free Loan	540.29	One Year	As per Loan agreement	NIL
2.	Chandra Prabhu International Limited	Enterprises significantly influenced by KMP or relative of KMP	Rent Agreement	8.25	Eleven Months	As per Rent agreement	NIL

By order of the Board  
For South West Pinnacle Exploration Limited

Place : Gurugram  
Date : 09 August 2021

Sd/-  
Piyush Jain  
Joint Managing Director  
DIN: 00049319

Sd/-  
Vikas Jain  
Chairman & Managing Director  
DIN: 00049217

**ANNEXURE-III****FORM NO. MGT-9****Extract of annual return as on the financial year ended 31st March, 2021**

[pursuant to section 92 (3) of the Companies Act, 2013 and rule 12 (1) of the companies (management &amp; administration) rules, 2014]

**I. REGISTRATION & OTHER DETAILS:**

I	CIN	L13203HR2006PLC049480
ii	Registration Date	27/11/2006
iii	Name of the Company	SOUTH WEST PINNACLE EXPLORATION LIMITED
iv	Category/Sub-category of the Company	Company Limited by shares Non-govt company
v	Address of the Registered office & contact details	Siddhartha House, 4th floor, Plot No.6, Sector-44, Gurugram 122003
vi	Whether listed company	Yes
vii	Name, Address & contact details of Registrar & Transfer Agent, if any.	Link Intime India Private Limited Add: Noble Heights, 1st Floor, NH -2, C -1 Block LCS, Near Savitri Market, Janakpuri, New Delhi – 110058

**II. PRINCIPAL BUSINESS ACTIVITIES OF THE COMPANY**

Sl. No	Name & Description of main product/services	NIC code of the product/services	% of total turnover of the company
1.	Drilling and other allied services	99543203	100%

**III. PARTICULARS OF HOLDING, SUBSIDIARY & ASSOCIATE COMPANIES**

Sl. No	Name & address of the company	CIN/GLN	Holding/ Subsidiary	% of shares held	Applicable section
1.	Pilot Pipelines Private Limited (Formerly known as Pilot Infrastructure Private Limited)	U11100DL2013PTC260028	Wholly owned Subsidiary	55	2 (87)
2.	South West Oil Field Services Private Limited	U14290HR2020PTC091579	Wholly owned Subsidiary	100*	2 (87)
3.	Alara Resources LLC, Oman	1095339	Joint Venture	35	2(6)

**Note:** \* M/s South West Oil Field Services Private Limited incorporated on 14th December 2020 as wholly owned subsidiary of company and became the joint venture company by transferring its 26% shareholding to JSC Astrakhan Geophysical Expedition (JV Partner) in accordance to JV Agreement dated 13th May 2021. M/s South West Pinnacle Exploration Limited presently holds 74% in South West Oil Field Services Private Limited as and is a subsidiary company.



## IV. SHAREHOLDING PATTERN (Equity Share capital Break up as percentage to total Equity)

### i) CATEGORY-WISE SHARE HOLDING

Category of Shareholders	No. of Shares held at the beginning of the year i.e 01.04.2020				No. of Shares held at the end of the year i.e 31.03.2021				% Change during the year
	Demat	Physical	Total	% of Total Shares	Demat	Physical	Total	% of Total Shares	
<b>A. Promoters</b>									
<b>(1) Indian</b>									
a) Individual/ HUF	19977101	-	19977101	71.59	20838400	-	20838400	74.68	3.09
b) Central Govt.	-	-	-	-	-	-	-	-	-
c) State Govt.	-	-	-	-	-	-	-	-	-
d) Bodies Corporate	-	-	-	-	-	-	-	-	-
e) Bank/FI	-	-	-	-	-	-	-	-	-
f) Any other.									
<b>SUB TOTAL: (A) (1)</b>	19977101	-	19977101	71.59	20838400	-	20838400	74.68	3.09
<b>(2) Foreign</b>	-	-	-	-	-	-	-	-	-
a) NRIs- Individuals	-	-	-	-	-	-	-	-	-
b) Other Individuals	-	-	-	-	-	-	-	-	-
c) Bodies Corporate	-	-	-	-	-	-	-	-	-
d) Banks/FI	-	-	-	-	-	-	-	-	-
e) Any other	-	-	-	-	-	-	-	-	-
<b>SUB TOTAL: (A) (2)</b>	-	-	-	-	-	-	-	-	-
<b>Total Shareholding of Promoter (A) = (A)(1)+(A)(2)</b>	19977101	-	19977101	71.59	20838400	-	20838400	74.68	3.09
<b>B. PUBLIC SHAREHOLDING</b>	-	-	-	-	-	-	-	-	-

(1) Institutions	-	-	-	-	-	-	-	-	-
a) Mutual Funds	1020402	-	1020402	3.66	0	-	0	0	(3.66)
b) Banks/FI	-	-	-	-	-	-	-	-	-
c) Central Govt.	-	-	-	-	-	-	-	-	-
d) State Govt.	-	-	-	-	-	-	-	-	-
e) Venture Capital Funds	-	-	-	-	-	-	-	-	-
f) Insurance Companies	-	-	-	-	-	-	-	-	-
g) FIIs	208000	-	208000	0.74	99560	-	99560	0.36	(0.38)
h) Foreign Venture Capital Funds	-	-	-	-	-	-	-	-	-
i) Other (specify)	-	-	-	-	-	-	-	-	-
<b>SUB TOTAL (B) (1):</b>	<b>1228402</b>	<b>-</b>	<b>1228402</b>	<b>4.40</b>	<b>99560</b>	<b>-</b>	<b>99560</b>	<b>0.36</b>	<b>(4.04)</b>
<b>(2) Non Institutions</b>	<b>-</b>	<b>-</b>	<b>-</b>	<b>-</b>	<b>-</b>	<b>-</b>	<b>-</b>	<b>-</b>	<b>-</b>
a) Bodies Corporate	-	-	-	-	-	-	-	-	-
i) Indian	1798751	-	1798751	6.44	1015111	-	1015111	3.64	(2.80)
ii) Overseas	-	-	-	-	-	-	-	-	-
b) Individuals	-	-	-	-	-	-	-	-	-
i) Individual shareholders holding nominal share capital upto ` 1 Lakh	1074867	-	1074867	3.85	724217	-	724217	2.60	(1.25)
ii) Individual shareholders holding nominal share capital in excess of 1 Lakh	2916956	-	2916956	10.45	4202836	-	4202836	15.06	4.61
c) Others (specify)									
Non Resident	76991	-	76991	0.27	63666	-	63666	0.23	(0.04)

Trusts	329600		329600	1.18	329600		329600	1.18	0.00
Clearing members	1124		1124	0.00	66337		66337	0.24	0.24
HUF	498608		498608	1.78	562673		562673	2.02	0.24
<b>SUB TOTAL (B) (2):</b>	<b>6696897</b>	<b>-</b>	<b>6696897</b>	<b>24.00</b>	<b>6964440</b>	<b>-</b>	<b>6964440</b>	<b>24.96</b>	<b>0.96</b>
<b>Total Public Shareholding (B)=(B)(1)+(B)(2)</b>	<b>7925299</b>	<b>-</b>	<b>7925299</b>	<b>28.40</b>	<b>7064000</b>	<b>-</b>	<b>7064000</b>	<b>25.32</b>	<b>(3.08)</b>
<b>C. Shares held by Custodian for GDRs &amp; ADRs</b>	<b>-</b>	<b>-</b>	<b>-</b>	<b>-</b>	<b>-</b>	<b>-</b>	<b>-</b>	<b>-</b>	<b>-</b>
<b>Grand Total (A+B+C)</b>	<b>27902400</b>	<b>-</b>	<b>27902400</b>	<b>100</b>	<b>27902400</b>	<b>-</b>	<b>27902400</b>	<b>100</b>	<b>-</b>

## (ii) SHAREHOLDING OF PROMOTERS

Sl. No.	Shareholders Name	Shareholding at the beginning of the year i.e 01.04.2020			Shareholding at the end of the year i.e 31.03.2021			% Change on Shareholding during the year
		No. of Shares	% of total shares of the company	% of pledged/encumbered to total shares	No. of Shares	% of total shares of the company	% of pledged/encumbered to total shares	
1.	Vikas Jain	8795501	31.52	Nil	9258539	33.18	Nil	1.66
2.	Piyush Jain	4781600	17.14	Nil	5179861	18.56	Nil	1.42
3.	Gajraj Jain HUF	4600000	16.49	Nil	4600000	16.49	Nil	Nil
4.	Rachna Jain	860000	3.08	Nil	860000	3.08	Nil	Nil
5.	Ruchi Jain	860000	3.08	Nil	860000	3.08	Nil	Nil
6.	Kasvi Jain	20000	0.07	Nil	20000	0.07	Nil	Nil
7.	Vikas Jain HUF	60000	0.22	Nil	60000	0.22	Nil	Nil
<b>Total</b>		<b>19977101</b>	<b>71.59</b>	<b>Nil</b>	<b>20838400</b>	<b>74.68</b>	<b>Nil</b>	<b>Nil</b>

## (iii) CHANGE IN PROMOTER'S SHAREHOLDING

Sl. No.	Name of Promoter	Shareholding at the beginning of the year i.e. 01.04.2020		Date	Reason	Increase/ Decrease in Shares	Shareholding at the end of the year i.e, 31.03.2021	
		No. of shares	% of total Shares of the Company				No. of shares	% of total Shares of the Company
1.	Mr.Vikas Jain	8795501	31.52	01-04-2020 to 31-03-2021	Market Acquisition of Equity Share	463038	9258539	33.18
2.	Mr. Piyush Jain	4781600	17.14	01-04-2020 to 31-03-2021	Market Acquisition of Equity Share	398261	5179861	18.56
3	Gajraj Jain HUF							
		46,00,000	16.49	-	-	-	46,00,000	16.49
4	Mrs. Rachna Jain							
		8,60,000	3.08	-	-	-	8,60,000	3.08
5	Mrs. Ruchi Jain							
		8,60,000	3.08	-	-	-	8,60,000	3.08
6.	Ms. Kasvi Jain	20,000	0.07	-	-	-	20,000	0.07
7	M/s. Vikas Jain HUF	60,000	0.22	-	-	-	60,000	0.22
				-				
TOTAL		19977101	71.59				20838400	74.68



(iv) **SHAREHOLDING PATTERN OF TOP TEN SHAREHOLDERS (OTHER THAN DIRECTORS, PROMOTERS & HOLDER OF GDRS & ADRS)**

S No.	Name of Shareholders	Shareholding at the beginning of the year as on 01.04.2020		Change in shareholding during the year		Shareholding at the end of the year as on 31.3.2021	
		No. of shares	% of total shares of the company	No. of shares	% of total shares of the company	No. of shares	% of total shares of the company
1.	Arun Khera	-	-	746984	2.67	746984	2.67
2.	Pantomath Finance Private Limited	135500	0.48	312886	1.12	448386	1.60
3.	Sachit Khera	-	-	438000	1.57	438000	1.57
4.	Jatin Arneja	200000	0.72	200000	0.72	400000	1.44
5.	Tanuj Arneja	250000	0.89	150000	0.54	400000	1.43
6.	Gurminder Pal Singh and Sons	250000	0.89	150000	0.54	400000	1.43
7.	Pantomath Sabrimala AIF Pantomath Sabrimala SME Growth Fund Series I	329600	1.18	-	-	329600	1.18
8.	Gogia Capital Services Limited	791157	2.83	(498420)	(1.79)	292737	1.04
9.	Ashok Wadia	-	-	290000	1.03	290000	1.03
10.	Rajneesh Wadhwa	43800	0.16	109453	0.39	153253	0.55

(v) **SHAREHOLDING OF DIRECTORS & KEY MANAGERIAL PERSONNEL**

Sl. No.	Particulars	Shareholding at the beginning of the year i.e 01.04.2020		Change during the year			Cumulative Shareholding during the year (01.04.2020 to 31.03.2021)	
		No. of shares	% of total shares of the company	Date	Reason	Increase/ Decrease in shares	No. of shares	% of total shares of the company
1.	Shareholding of each of the Directors & KMP							
1.	Mr. Vikas Jain	8795501	31.52	01-04-2020 to 31-03-2021	Increase in shareholding by Market Acquisition of Equity Share	463038 (1.66%)	9258539	33.18
2.	Mr. Piyush Jain	4781600	17.14	01-04-2020 to 31-03-2021	Increase in shareholding by Market Acquisition of Equity Share	398361 (1.42%)	5179861	18.56
3.	Mr. Dinesh Agarwal	12800	0.05	-	-	-	12800	0.05
4.	Ms. Vaishali	-	-	-	-	-	-	-

(vi) **INDEBTEDNESS**

Indebtedness of the Company including interest outstanding/accrued but not due for payment

(in Rs ₹)

Particulars	Secured Loans excluding deposits	Unsecured Loans	Deposits	Total Indebtedness
<b>Indebtedness at the beginning of the financial year</b>				
i) Principal Amount	416045738	69018504	Nil	485064242
ii) Interest due but not paid	-	-	Nil	-
iii) Interest accrued but not due	879027	-	Nil	879027
<b>Total (i+ii+iii)</b>	<b>416924765</b>	<b>69018504</b>	<b>Nil</b>	<b>485943269</b>
<b>Change in Indebtedness during the financial year</b>				
•Additions	2184034954	76429972	Nil	2260464926
•Reduction	2153948766	144928880	Nil	2298877646
<b>Net Change</b>	<b>30086188</b>	<b>(68498908)</b>	<b>Nil</b>	<b>(38412720)</b>
<b>Indebtedness at the end of the financial year</b>				
i) Principal Amount	445758614	519596	Nil	446278210
ii) Interest due but not paid	-	-	Nil	-
iii) Interest accrued but not due	1252339	-	Nil	1252339
<b>Total (i+ii+iii)</b>	<b>447010953</b>	<b>519596</b>	<b>Nil</b>	<b>447530549</b>

**(vii) REMUNERATION OF DIRECTORS AND KEY MANAGERIAL PERSONNEL**

A. Remuneration to Managing Director, Whole time director and/or Manager:

(in Rs ₹)

S.No	Particulars of Remuneration	Chairman & Managing Director	Joint Managing Director	Chief Financial Officer	Company Secretary
1	<b>Gross salary</b>				
	(a) Salary as per provisions contained in section 17(1) of the Income Tax Act, 1961.	66,02,582	47,16,128	10,52,501	4,47,247
	(b) Value of perquisites u/s 17(2) Income tax Act, 1961	-	-	-	-
	(c) Profits in lieu of salary under section 17(3) Income Tax Act, 1961	-	-	-	-
2.	<b>Stock option</b>	-	-	-	-
3.	<b>Sweat Equity</b>	-	-	-	-
4.	<b>Commission</b>				
	-as % of profit	51,13,803	25,56,902	-	-
	-others (specify)	-	-	-	-
5.	<b>Others, please specify</b>	-	-	-	-
	<b>Total (A)</b>	<b>1,17,16,385</b>	<b>72,73,030</b>	<b>10,52,501</b>	<b>4,47,247</b>

B. Remuneration to Other Non-Executive Directors-No remuneration is paid to Independent Non Executive Director, they are only eligible for sitting fees for attending Board and other Committee Meetings.

(in Rs ₹)

S No.	Name of the Directors	Fee for attending Board/ Committee meetings	Conveyance Charges	Others	Total
1.	Mr. Rajendra Prasad Ritolia	1,00,000	-	-	1,00,000
2.	Mr. Jitendra Kumar Mishra	1,70,000	-	-	1,70,000
3.	Mrs. Sudha Maheshwari	1,70,000	-	-	1,70,000

**(viii) PENALTIES/PUNISHMENT/COMPOUNDING OF OFFENCES**

During FY 2020-21, there were no penalties/ punishment/ compounding of offences under the Companies Act, 2013.

By order of the Board  
For South West Pinnacle Exploration Limited

Sd/-

Piyush Jain

Joint Managing Director

DIN: 00049319

Sd/-

Vikas Jain

Chairman & Managing Director

DIN: 00049217

Place : Gurugram

Date : 09 August 2021

## ANNEXURE-IV

### MANAGEMENT DISCUSSION AND ANALYSIS REPORT

#### INTRODUCTION

Mining sector in India presently contributes less than 2% of GDP which is quite meagre in comparison to the mineral reserves India possess. There is ample scope to boost the exploration activities to unlock the reserves. This will help in boosting our GDP, enhancement in employment and the per capita Income. This will also reduce the dependence on Imports thus would save our colossal foreign exchange.

India holds a fair advantage in production and conversion costs in exploration and mining of minerals especially in steel and alumina. Its strategic location enables export opportunities to developed as well as fast-developing Asian markets.

India produces 95 minerals – 4 fuel-related minerals, 10 metallic minerals, 23 non-metallic minerals, 3 atomic minerals and 55 minor minerals (including building and other minerals). The Government is well aware of this fact that there is an urgency to accelerate the mining activities and hence it is now trying to put focus on exploration and mining of entire spectrum of minerals. Recently 'Mines and Minerals (Development and Regulation)' bill passed by both Lok Sabha and Rajya Sabha in March 2021 shows eagerness on part of the Government. The Bill amends the Mines and Minerals (Development and Regulation) Act, 1957 which regulates the mining sector in India.

Rise in infrastructure development and automotive production are driving growth in the sector. Power and cement industries are also aiding growth for the sector. Demand for iron and steel is set to continue given the strong growth expectations for the residential and commercial building industry.

Besides, India being third largest consumer of oil and gas and Government's efforts to reduce dependence on Imports will pave way for opening up of more and more avenues of exploration and production in oil and gas sector.

The good part is your company operates in most of the exploration domains and is well placed to take up all kinds of exploration and mining activities across sectors matching with the requirement as summarised in the following paragraphs.

#### OPPORTUNITIES:

Your Company has significant scope for drilling & exploration in various sectors as summarized below:

##### a) Drilling and Exploration of Coal :

There is a significant scope for drilling and exploration as India has large number of unexplored new mines of coal, iron ore and bauxite and considerable opportunities exist for future discoveries of sub-surface deposits. India is the third largest producer of coal with estimated coal reserves of 344.02 Billion Tons. With Coal production of 729 million tonnes annually at present it will take another 400 years to exhaust the entire coal reserves. This speaks volumes about the scope in drilling and exploration.

India ranks fourth in terms of iron ore deposits globally with eight percent share. Production of iron ore in FY20 stood at 205.70 MT. With the impetus on improving infrastructure, the demand of steel is growing and fuelling the demand of iron ore production in India.

According to the World Bureau of Metal Statistics, refined aluminum production amounted to approximately 3.55 million metric tons in 2020 in India. The country was the second-largest producer of refined aluminum in Asia. Over the ten years under consideration, the production volume is almost doubled. There is good demand of aluminum worldwide thus gives ample scope of export of it's from India.

Infrastructure projects continue to provide lucrative business opportunities for steel, zinc, and aluminium producers. Government of India is giving lot of thrust to improve infrastructure across the country, which in turn will substantially increase the demand of cement and steel. This will drive growth in exploration and mining activities in near future.

Iron and steel make up a core component for the real estate sector too. Demand for these metals is set to enhance given strong growth projections for the residential and commercial building industry in the longer term once pandemic effect gets subsided.



Opening up of commercial Coal mining will give further boost to coal exploration in the times ahead.

The Government has already completed two trenches of Coal block auction under the same policy.

With availability of such a large coal reserve in India and Governments' thrust to enhance its' production, there is a vast scope of drilling & exploration in coal sector.

Your company has done over 1.44 Lac meters of drilling during the year and has so far completed a total drilling of 19.44 lac meters with the help of 33 Rigs deployed across the country. We have capability of drilling up to 2500 meters depth. The company has also done exploration of 224 Line kilometers through 2D seismic data acquisition and analysis for coal exploration.

## **b) Drilling and Exploration of Non-coal Minerals:**

There is vast scope in drilling and exploration of many non-coal minerals in India which are available in abundance and there is an urge to enhance their production rapidly. Recent 'Mines and Minerals (Development and Regulation)' bill passed in Lok Sabha and Rajya Sabha in the month of March 2021 is the testimony of the Government to give boost to the exploration and mining of such minerals (other than Coal, Lignite and Atomic Minerals). This bill is a game changer that will significantly improve the share of natural resources sector in the national economy and will contribute significantly in attaining our ambitious goal of 5 Trillion USD economy.

The bill has many industry friendly provisions to facilitate the smooth mining operations e.g. the bill provides for Removal of restriction on end-use of minerals, sale of minerals by captive mines upto 50% of production is allowed, transfer of statutory clearances will take place automatically to the new Licensee (the new winner of the mine thru auction process) for next two years etc. Such measures are very industry friendly and will significantly boost India's metal industry by inviting private participation in the exploration of key resources.

To give further boost to minerals and mining sector the Government is also seeking suggestions on draft Mineral concession Rules 2021 to remove the impediments for faster growth of the sector. The Draft Rules includes enhancing mining period to 50 Years extendable by another 20 years by respective State Governments. Also, it provides that in case the mine could not commence the production in two years another one year of extension will be granted. The government is also now allowing Multi-pronged Exploration in a single block where more than one mineral resource can be explored or produced.

Over 500 non-coal mineral blocks, partially or minimally explored under current leases, are now up for grabs now through competitive bidding. Reallocation of several non-producing blocks of the state-run companies, is a move that is giving lot of enthuse to the private players as many of these blocks have abundant proven resources. This way, the employment-intensive, but highly under-invested sector, is getting fillip to do away with end-use restrictions and those with captive leases are allowed to sell the minerals in the open market as per the new provisions.

While accelerating the process of mining activities, the Government is conscious of the fact that the development of the domestic mining sector be done by adopting advance mining technology and also promoting eco-friendly mining in vulnerable eco-sensitive zones, suitable provisions to this effect have been made in National Mineral Policy (NMP) 2019.

Further, to ensure sustainable mining, Rule 35 of Mineral Conservation and Development Rules, 2017 (amended from time to time), mandate that every holder of mining lease has to achieve at least three star ratings within stipulated time period of four years.

For systemic Development of geological and mineral resources and Encouragement of transfer of technology, the Government of India has also signed various MOUs with many countries e.g. Republic Chile, Peru, Morocco, Mali, Zimbabwe, Bolivia and Brazil etc.

The above moves are in sync with the National Mineral Policy, which aims to increase the domestic production of non-coal, non-fuel minerals by 200% in seven years with a greater private sector participation.

With such a focus on mining sector by the Government with so many path breaking decisions gives us ample opportunities of exploration of minerals in India. These investor-friendly measures are taken as part of the Atmanirbhar Bharat scheme for the mining sector.

## c) Oil & Gas Exploration:

Oil and gas sector is among the eight core industries in India and plays a major role in influencing decision making for all the other important sections of the economy. India's economic growth is closely related to its energy demand, therefore, the need for oil and gas is projected to grow more, thereby making the sector quite conducive for investment.

India had imported a **little over 198 million tonnes** of crude worth \$62.7 billion in 2020-21, according to the Petroleum Planning and Analysis Cell (PPAC), the official data keeper of the petroleum ministry. Due to pandemic the quantum of Crude import was rather subdued but due to the hardening of international prices in recent times, the import value of crude has shot up by 190% to USD 25 Billion in first quarter of 2021-22 as compared to corresponding quarter last year. This under lines the importance of reducing the dependence on imports which is almost 80% at present.

The Government has adopted several policies to fulfil the increasing demand. It has allowed 100 per cent Foreign Direct Investment (FDI) in many segments of the sector, including natural gas, petroleum products and refineries among others. Today, it attracts both domestic and foreign investment as attested by the presence of Reliance Industries Ltd (RIL) and Cairn India.

To reduce our country's dependence on imports, the Open Acreage Licencing Policy (OLAP) pronounced by the Government is reaping results. The Government has recently launched the OLAP Bid round VI for international Competitive Bidding with effect from August 6, 2021. A total of 21 Blocks with an area of approximately 35,346 sq. km. are on the offer to the investors.

In the same league, ONGC has recently invited partners for enhancement of oil production and has offered 43 oil and gas fields spread across the states of Gujrat, Assam, Tamil Nadu and Andhra Pradesh. The bids are invited by ONGC on its' e-bidding portal by 3<sup>rd</sup> December 2021. The eligible companies (Indian or Foreign) either alone or in consortium with other companies can bid for one or more such fields on contract basis. The bid will be evaluated on the basis of revenue sharing and the highest bidder shall be awarded the contract for 15 years with an option to increase it by 5 years. The winner company shall have complete freedom of marketing as well pricing of product and many such provisions to attract private sector players.

Such a scenario of oil and gas in India throws open lots of opportunities of exploration in the sector. In fact, your company has already bagged some work orders under the same domain for seismic data acquisition and processing and has completed 464 Sq Kilometer of 3D Seismic data acquisition and processing so far in the state of Rajasthan. In another work order, we have started our operations in the State of Assam and are doing **Passive Seismic Tomography (PST)** survey for Oil India Limited. We expect to get many more such orders in future.

## d) Unconventional sources of Energy:

Besides oil and Gas, India has many unconventional sources of energy and most of them are highly unexplored giving us many opportunities in this area. These unconventional sources of energy mainly include Geo-thermal power, Shale Gas and Coal bed Methane (CBM) etc. as described below:

### i) Geothermal Power:

India has seven geothermal provinces and a number of geothermal springs. Geothermal resources in India have been mapped by GSI and broad estimate suggests that there could be **10 gigawatt (GW) geothermal** power potential, as per the Ministry of New and Renewable Energy (MNRE).

### ii) Shale Gas:

As per the US EIA 2015 report, India has got technically recoverable shale gas of **96 trillion cubic feet**. The recoverable reserves are identified in Cambay, Krishna – Godavari, Cauvery, Damodar Valley, Upper Assam, Pranahita – Godavari, Rajasthan and Vindhya Basins. The Oil and Natural Gas Corporation has drilled the first exploratory shale gas well in Jambusar near Vadodara, Gujarat, in Cambay basin during October 2013. It is estimated that from this basin around 20 TCF shale gas is recoverable. Observers suggest that potential of shale gas is enormous, and this energy can become a 'game changer' in the global energy market where conventional supplies are already on decline and demand of energy is on rise.

## iii) Coal Bed Methane :

In addition to shale gas, India has got reserves of other unconventional natural gases like Coal Bed Methane, Coal Mine Methane, and Tight Gas which are in the different stages of development/production. The country has 9.9 trillion cubic feet of recoverable Coal Bed Methane (CBM). The CBM is extracted from virgin coal mines. At present CBM is produced from four blocks - Jharia in Jharkhand, Raniganj East and South in West Bengal and Sohagpur West in Madhya Pradesh.

It is estimated that India may produce about 5.5 million standard cubic meters of CBM by the end of this year which could be about 5 percent of the total natural gas production in the country. At present Coal Mine Methane is not trapped and is blown out of coal mines. Tight Gas reservoirs in Eocene formations in Gujarat and Northeast India have also been discovered.

These unconventional sources of energy throws open many opportunities for us as lots of exploration activities are expected to take place in the times to come .

## e) Aquifer mapping & Hydro geological services:

Water is a scarce resource is a well known fact. Growing water scarcity is recognized as an important problem facing India. Hence its 'conservation and optimum utilisation is paramount . Groundwater is an important natural resource to meet the water requirements of our country.

Need was felt for scientific management of groundwater resources and the need has now become urgent. The importance of groundwater for national development has deemed it necessary to be more specific; and hence “groundwater management” has become “aquifer management”. Central Ground Water Board (CGWB) has taken up National Project on Aquifer Management to formulate sustainable aquifer management plan. CGWB has accordingly, launched the aquifer mapping projects on pan India basis. Your company was also the beneficiaries of such projects . We expect to get some more projects in the times ahead .Recent initiative of our Government 'Nal se Jal' in all rural India also throwing open some new opportunities.

## f) Infrastructure projects:

Infrastructure sector is a key driver for the Indian economy. The sector is highly responsible for propelling India's overall development and enjoys intense focus from Government for initiating policies that would ensure time-bound creation of world class infrastructure in the country. India was ranked 44 out of 167 countries in World Bank's Logistics Performance Index (LPI) 2018 with score of 3.18. India ranked second in the 2021 Agility Emerging Markets Logistics Index with China on the top.

The Government's impetus to create infrastructure, demand of steel and cement is bound to increase, which will help in creating opportunities of exploration and mining.

The connectivity of village panchayats through optical fiber network, smart city projects and many such initiatives of the Government also give us good business opportunities in the times ahead.

## g) Coal Block for commercial Mining

Government of India has recently made an announcement regarding opening up of coal blocks for commercial coal mining by private payers. Your company has spotted this as a good opportunity and as a natural extension to what we had been doing since last over one and half decades. We accordingly, carefully analyzed the coal blocks offered by the Ministry of Coal for its' second tranche of auction opened on 25<sup>th</sup> March 2021 and participated in the tendering process for one such coal block namely Jogeshwar and Khas Jogeshwari located in the state of Jharkhand.

We are pleased to share that we emerged as preferred bidder in the forward auction for the said coal block while facing stiff completion. This has since been notified by the Ministry of Coal, Government of India under the press release dated 2<sup>nd</sup> August 2021.

Jogeshwar and Khas Jogeshwar coal mine is a partially explored coking coal mine with a total area of 2.66 sq. kilometer. The estimated coal reserves are 84.03 Million Tons and the coal grade is W- IV (Provisional) as per the available documents.

The surroundings of the mine are reasonably developed and road and rail connectivity is an added advantage attached to this block. The Gomoh-Barkakana loop line of Eastern Railway is located in the eastern part of the Coal field besides two railway stations located at a distance of two and five Kilometers. Similarly, Ranchi-Hazaribagh Road (NH-33) passes through the western part of the coal field.

We shall initiate the process of mine development soon after executing the mining lease agreement and other documents in line with the terms of tender document. We strongly believe that this has great potential and throws open immense opportunity for growth of the company.

## **h) Exploration/Mining Opportunities In Oman and Middle East Asia**

Oman is the second largest country after Saudi Arabia in the Gulf Cooperation Council Region. The country has Copper, Gold, Silver, Chromite, lead, nickel Manganese and Zinc mineral reserves. These reserves are highly undeveloped due to preference for growing to oil sector.

Since 2014 the Omani Government has been expanding mining activities in the country. It launched the Public Authority for Mining under the Ministry of Commerce and Industry to regulate the mining sector and Mining Development Oman (MDO) in January 2016 to strengthen private sector involvement and investment. MDO is entrusted to carry out both upstream and downstream activities and to collaborate with the private sector.

As the Government looks to diversify and move away from dependence on oil revenue and to create jobs for Omani nationals, growth is anticipated in the mining sector following the discovery of significant reserves of minerals including gold and copper.

The company had spotted this as a great opportunity and has accordingly entered into a joint venture agreement with a well known Australian Exploration and mining company Alara there in Oman and started operations there since 2018 through this JV Company.

Our efforts are now reaping results and we feel pleasure in informing that the JV company in Oman has recently bagged a large mining contract to do 63 million tons of mining to extract copper over a period of 10 years. The contract value is of USD 125 Million and have plans to start the mine development work soon. It is giving us a big boost to our efforts there in Oman and also inspiring us to look for more such opportunities in the entire Middle East region which has a great potential of mining/exploration as the thrust there is to reduce dependence on oil revenue as early as possible.

## **THREATS:**

- a) Pandemic COVID-19 has posed a major threat and has made severe disruption in business environment across. The second wave of COVID was very devastating and was so sudden that everyone was caught unaware. There has been focus of the Government of India to inoculate every adult in India by December 2021 besides strengthening of health infrastructure is a welcome step to combat the threat of Third wave of pandemic. The situation continues to be fluid and it is difficult to predict how much time will it take to restore the normalcy. We feel that its' major impact will subside by end of current financial year.
- b) In the wake of COVID 19 pandemic, Government of India and state governments and the Local authorities have issued various guidelines with regard to sanitization, social distancing, wearing of face masks etc. This has led to increase in input cost till the time the threat of pandemic completely vanishes.
- c) The strained relations of India with China forced us to look for alternate source of supplies, yet matching of price and quality is a challenge.
- d) Increase in steel and other metal prices is an area of concern which has a bearing on the profitability.
- e) Recent rise in crude prices internationally coupled with heavy taxation on diesel in India has led to substantial increase in its' prices which has an effect on our profitability.
- f) The freight cost both nationally and internationally has increased substantially mainly due to spurt in diesel/ crude prices coupled with change in trade pattern with China and has an impact on the bottom line.



- g) Delay in getting Environment/ Forest clearances effects the project implementation schedule many a times. The Government is seized of the problem and had been advising the State Governments for facilitating such clearances fast. Our international ranking for ease of doing business has also improved . We are hopeful of improvement in the situation .
- h) Being in tendering business, stiff competition is inherent, which may sometimes affect the bottom line in some projects.
- i) In operational sites at remote locations, sometimes we face local unrest which may cause delay in execution of projects.
- j) Any change in Government policy with regard to environment and mining/exploration laws may have an impact on the company's operations.

## OUTLOOK:

The outlook of your company is quite positive. There are various encouraging policy announcements made by the Government & other related agencies in the recent past which made the outlook even brighter as summarized below:

- a) As per the announcement of the Central Government to open up coal blocks to private sector for commercial coal mining we had been fortunate enough to win one such coal block in the state of Jharkhand. This is a natural extension to our existing business, which will enhance our top and bottom line significantly in the times to come. Besides, this policy announcement is also giving boost to coal drilling and exploration business in India which in turn has brightened the prospects of your company in terms of getting more business of similar nature.
- b) Banning of international players from participation in tenders upto Rs. 200 Crores by the Government makes the outlook of companies like us even brighter.
- c) Reserve Bank of India has announced certain measures to give relief to borrowers due to COVID in terms of moratorium in repayment of loans coupled with additional loan up to 20% of utilized limits, guaranteed by the Government of India. This has given some relief to the borrowers and has helped us in managing the future operations well.
- d) The company continues to be a MSME company and the benefits available to such entities are available to us making our outlook positive .
- e) Impetus to explore the coal, oil and gas through Seismic technology is certainly a welcome step to boost the exploration business in the times ahead.
- f) With creation of Jal Shakti Mantralaya, the indications are clear that the Government of India will continue to focus on conservation and preservation of the water , the aquifer mapping projects would continue to get more and more significance in near to medium term.
- g) Passing of Mines and Minerals (Development and Regulation ) bill by Lok Sabha And Rajya Sabha in March 2021 is a game changer and a very positive development for the entire exploration and mining industr .
- h) Government focus on infrastructure development would always lead to garnering good business for companies like us.
- i) Opening up of 500 non-coal mining blocks for private players makes the future brighter for us.
- j) Unexplored non-conventional sources of energy further enhances the potential of drilling and exploration business in future.
- k) Mining contract in Oman through our JV company is a great breakthrough and has inspired us to exploit many such opportunities in the entire middle east region , making the outlook very positive.

## HUMAN RESOURCE AND THEIR CONTRIBUTION:

Biggest strength of any Company is the human resource, specially in the service company like us. Your company has the privilege of having excellent work force with very talented employees both blue and white colored. The average strength of our on roll employees is over 500 wherein about 80% are deployed in the line function and the balance 20% are carrying out the staff functions. Lots of credit goes to our employees for continuance of business with many reputed clients both in public sector as well in private sector since over a decade. Timely completion of projects and the appreciation letters/emails from our clients is a testimony of our dedicated work force. In exploration industry our employees carry a very good reputation which is most satisfying things for us.

The employees have full liberty to express their views and suggestions which are taken seriously by the management and the decision on such matters are taken on merits in a transparent manner which boosts their morale. Such an empowerment of employees always helps the company in getting their 100% performance. The management has always had been consistently following this principle which is paying rich dividends all through. The employees are our greatest assets and we are proud of our work force.

## **RESPONSIBILITY FOR THE MANAGEMENT DISCUSSION AND ANALYSIS REPORT:**

The Board of Directors have reviewed the Management Discussion and Analysis prepared by the Management, and the Independent Auditors have noted its contents. Statement in this report of the Company's objective, projections, estimates, exceptions, and predictions are forward looking statements subject to the applicable laws and regulations. The statements may be subjected to certain risks and uncertainties. Company's operations are affected by many external and internal factors which are beyond the control of the management. Thus the actual situation may differ from those expressed or implied.

The Company assumes no responsibility in respect of forward looking statements that may be amended or modified in future on the basis of subsequent developments, information or events.

**By order of the Board  
For South West Pinnacle Exploration Limited**

**Sd/-  
Vikas Jain  
Chairman & Managing Director  
DIN: 00049217**

**Place : Gurugram  
Date : August 09, 2021**

## ANNEXURE-V

### Form No. MR-3

**SECRETARIAL AUDIT REPORT FOR THE FINANCIAL YEAR ENDED 31<sup>ST</sup> MARCH, 2021**  
**[Pursuant to Section 204 (1) of the Companies Act, 2013 and Rule No. 9 of the Companies (Appointment and Remuneration of Managerial Personnel) Rules, 2014]**

To,  
**SOUTH WEST PINNACLE EXPLORATION LIMITED**  
Siddhartha House, 4th floor,  
Plot No.6, Sector-44, Gurgaon

In connection with issue of a Secretarial Audit Report pursuant to Sec 204 (1) of the Companies Act, 2013 and Rule 9 of the Companies (Appointment and Remuneration of Managerial Personnel) Rules, 2014 in respect of **South West Pinnacle Exploration Limited** (Company) for the Financial Year ended **31<sup>st</sup> March, 2021**, we wish to state as under:-

- 1) South West Pinnacle Exploration Limited is incorporated under the Companies Act, 1956 vide CIN- L13203HR2006PLC049480 issued by the Registrar of Companies, NCT of Delhi & Haryana.
- 2) We have verified the records maintained by the Company under the provisions of the Companies Act, 2013 (Act) from 01<sup>st</sup> April, 2020 to 31<sup>st</sup> March, 2021 and report that the Company has complied with the various provisions of the said Act.
- 3) The Authorized Share Capital of the Company is Rs. 31,00,00,000/- (Thirty One Crores) divided into 3,10,00,000 (Three crore and Ten Lacs) Equity Shares of Rs. 10/- (Ten) each.
- 4) The Issued, subscribed and Paid up Capital of the Company is Rs. 27,90,24,000 (Twenty seven crore ninety lacs and twenty four thousand only) divided into 2,79,02,400 (Two Crore Seventy Nine Lacs Two Thousand and Four Hundred) Equity Shares of 10/- (Ten) each.

We have conducted the Secretarial Audit of the compliance of applicable statutory provisions and the adherence to good corporate practices by **South West Pinnacle Exploration Limited (CIN- L13203HR2006PLC049480)** (hereinafter called the Company).

Secretarial Audit was conducted in a manner that provided us a reasonable basis for evaluating the corporate conducts, statutory compliances and expressing our opinion thereon.

Based on our verification of the Company's books, papers, minute books, forms and returns filed and other records maintained by the Company and also the information and representation letter given by the Company, its officers and authorized representatives during the conduct of secretarial audit, we hereby report that in our opinion, during the audit period covering the financial year ended on 31<sup>st</sup> March, 2021 (**'Audit Period'**), the Company has, complied with the statutory provisions listed hereunder and also that the Company has proper Board processes and compliance-mechanism in place to the extent, in the manner and subject to the reporting made hereinafter.

We have examined the books, papers, minute books, forms and returns filed and other records maintained by the Company for the financial year ended on 31<sup>st</sup> March, 2021 according to the provisions of:

- I. The Companies Act, 2013 ("the Act") and Companies Act, 1956 (to the extent applicable) the rules made thereunder including any re-enactment thereof;
- II. The Securities Contracts (Regulation) Act, 1956 ('SCRA') and the Rules made thereunder;
- III. The Depositories Act, 1996 and the Regulations & Bye-laws framed thereunder.
- IV. Foreign Exchange Management Act, 1999 (FEMA) & the Rules and Regulations made thereunder to the extent of Foreign Direct Investment, Overseas Direct Investment and External Commercial Borrowings;

The following Regulations and Guidelines prescribed under the Securities and Exchange Board of India Act, 1992 ('SEBI Act'):

- a. The Securities and Exchange Board of India (Substantial Acquisition of Shares and Takeovers) Regulations, 2011;
- b. The Securities and Exchange Board of India (Prohibition of Insider Trading) Regulations, 2015;
- c. The Securities and Exchange Board of India (Issue of Capital and Disclosure Requirements) Regulations, 2009; and
- d. The Securities and Exchange Board of India (Listing Obligation & Disclosure Requirement) Regulations 2015.
- e. SEBI (Listing Obligations and Disclosure Requirement) (Amendment) Regulations, 2018
- f. The Securities and Exchange Board of India (Share based Employee Benefits) Regulations, 2014. **Not Applicable**
- g. The Securities and Exchange Board of India (Issue and Listing of Debt Securities) Regulations, 2008. **Not Applicable**
- h. The Securities and Exchange Board of India (Delisting of Equity Share) Regulations, 2009. **Not Applicable**
- i. The Securities and Exchange Board of India (Buyback of Securities) Regulations, 2018. **Not Applicable**

V. Other laws applicable to the Company as per the representations made by the Management.

- a. Secretarial Standards issued by The Institute of Company Secretaries of India, with respect to board and general meetings.
- b. The Listing agreement entered into by the Company with NSE Limited read with SEBI (Listing Obligations & Disclosure Requirements) Regulations 2015.

During the period under review and as per the explanations and clarifications given to us and the representations made by the Management, the Company has generally complied with the provisions of the Act, Rules, Regulations, Guidelines, etc. mentioned above.

The Board of Directors of the Company is duly constituted with proper balance of Executive Directors, Non Executive Directors and Independent Directors. The changes in the composition of the Board of Directors that took place during the period under review were carried out in compliance with the provisions of the Act. Adequate notice was given to all Directors at least seven days in advance to schedule the Board Meetings.

Agenda and detailed notes on agenda were sent in advance, and a system exists for seeking and obtaining further information and clarifications on the agenda items before the meeting and for meaningful participation at the meeting. Decisions at the Board Meetings, as represented by the management, were taken unanimously.

We further report that as per the explanations given to us and the representations made by the Management and relied upon by us there are adequate systems and processes in the Company commensurate with the size and operations of the Company to monitor and ensure compliance with applicable laws, rules, regulations and guidelines.

**For KKS& Associates  
Company Secretaries**

**Sd/-  
Krishna Kumar Singh  
(Proprietor)  
FCS No: 8493  
CP No: 9760**

**Place : New Delhi**

**Date : August 09, 2021**

**Note:** This report is to be read with our letter of even date which is annexed as Annexure-A and forms an integral part of this report.



## ANNEXURE A TO THE SECRETARIAL AUDIT REPORT

1. Maintenance of secretarial record is the responsibility of the Management of the Company. Our responsibility is to express an opinion on these secretarial records based on our audit.
2. We have followed the audit practices and processes as were appropriate to obtain reasonable assurance about the correctness of the contents of the secretarial records. The verification was done on the random test basis to ensure that correct facts are reflected in secretarial records. We believe that the processes and practices, we followed provide a reasonable basis for our opinion.
3. We have not verified the correctness and appropriateness of Financial Records and Books of Accounts of the Company.
4. Wherever required, we have obtained the Management representation about the compliance of laws, rules and regulations and happening of events etc.
5. The compliance of the provisions of Corporate and other applicable laws, rules, regulations, standards is the responsibility of Management. Our examination was limited to the verification of procedures on random test basis.
6. The Secretarial Audit report is neither an assurance as to the future viability of the company nor of the efficacy or effectiveness with which the Management has conducted the affairs of the Company.

**For KKS& Associates  
Company Secretaries**

**Sd/-  
Krishna Kumar Singh  
(Proprietor)  
FCS No: 8493  
CP No: 9760**

**Place : New Delhi  
Date : August 09, 2021**

## ANNEXURE-VI

### REPORT ON CORPORATE GOVERNANCE

The Corporate Governance Report FY 2020-21, which forms a part of Board's Report, is prepared pursuant to SEBI (Listing Obligations and Disclosure Requirements) Regulations, 2015 ("the Listing Regulations"). This report is for compliance with the Listing Regulations.



#### COMPANY'S PHILOSOPHY ON CODE OF GOVERNANCE

Corporate Governance, as **South West Pinnacle Exploration Limited** believes, is concerned with principles of transparency, fairness, accountability and creation of sustainable long term value for all its stakeholders including members, customers, partners, employees and the society at large. Corporate Governance is crucial to the very existence of a company, as it builds trust and confidence, which eventually leads to a more stable and sustained resource flows and long-term partnership with its investors and other stakeholders. The Company has a strong legacy of fair, transparent and ethical governance practices.

Effective corporate governance practices constitute the strong foundation on which successful commercial enterprises are built to last. The Company's philosophy on corporate governance over sees business strategies and ensures fiscal accountability, ethical corporate behaviour and fairness to all stakeholders comprising regulators, employees, customers, vendors, investors and the society at large. Strong leadership and effective corporate governance practices have been the Company's shall mark inherited from the culture and ethos.

The Company has adopted a Code of Conduct for its employees including the Managing Director and the Executive Directors. In addition, the Company has adopted a Code of Conduct for its non-executive directors which includes Code of Conduct for Independent Directors that suitably incorporates the duties of independent directors as laid down in the Companies Act, 2013 ("the Act").

The Company is in compliance with the requirements stipulated under Regulation 17 to 27 read with Schedule V and clauses (b) to (i) of sub-regulation(2) of Regulation 46 of Securities and Exchange Board of India (Listing Obligations and Disclosure Requirements) Regulations, 2015 ("SEBI Listing Regulations"), as applicable, with regard to corporate governance Details of board structure and the various committees that constitute the governance structure of the organization are covered in detail in this report.

#### COMPOSITION OF BOARD OF DIRECTORS

The composition of the Board is in conformity with the provisions of the Companies Act, 2013 & Regulation 17 of the Securities and Exchange Board of India (Listing Obligation and Disclosure Requirements) Regulations, 2015 as amended from time to time.

- (i) Presently the Board of Directors of the company consists of Six Directors with an optimum combination of Executive, Non Executive and Independent Directors. The Board meets regularly and is responsible for the proper direction and management of the Company. The company takes the proper disclosure from all the Directors including Independent Directors as laid down in Act.

- (ii) None of the Directors on the Board hold directorships in more than ten public companies. Further none of them is a member of more than ten committees or chairman of more than five committees across all the public companies in which he/she is a Director. Necessary disclosures regarding Committee positions in other public companies as on March 31, 2021 have been made by the Directors.

None of the Directors are related to each other except Mr. Vikas Jain, Chairman & Managing Director who is elder brother of Mr. Piyush Jain, Joint Managing Director of company.

- (iii) Independent Directors are non-executive directors as defined under Regulation 16(1)(b) of the SEBI Listing Regulations read with Section 149(6) of the Act along with rules framed thereunder. In terms of Regulation 25(8) of SEBI Listing Regulations, they have confirmed that they are not aware of any circumstance or situation which exists or may be reasonably anticipated that could impair or impact their ability to discharge their duties. Based on the declarations received from the Independent Directors, the Board of Directors has confirmed that they meet the criteria of independence as mentioned under Regulation 16(1)(b) of the SEBI Listing Regulations and that they are independent of the management.

- (iv) Five board meetings were held virtually during the year under review in accordance with circulars & notification issued by Ministry of Corporate Affairs and Securities Exchange Board of India time to time. The gap between two meetings did not exceed one hundred and twenty days during the FY 2020-21. The said meetings were held on: -

June 22, 2020; July 22, 2020; November 09, 2020; February 01, 2021 and February 17, 2021. The necessary quorum was present for all the meetings.

- (v) The company holds the board meeting in compliance with law and detailed agenda and notes thereon are sent to all the directors seven days in advance from the date of Board Meeting. The Managing Director apprised the Board on the overall performance of the Company at every Board Meeting. The Board reviews the performance of the Company and sets the strategy for future. The Board takes on record the actions taken by the company on all its decisions periodically.
- (vi) The composition of the Board, number of meetings held, attendance of the Directors at the Board Meetings and last Annual General Meeting and number of Directorship and Chairmanship/Membership of committees in other companies as on 31 March, 2021 in respect of each Director is given herein below:-

Name of Director	Category	Number of Board Meeting attended during FY 2020-21	Attendance of last AGM held on 28 <sup>th</sup> Sep 2020	Number of Directorship held in other public companies	Number of committee position held in other public companies	Directorship in other listed entity
Mr. Vikas Jain (Chairman & Managing Director)	Executive Non-Independent	Five	Yes	-	-	-
Mr. Piyush Jain (Joint Managing Director)	Executive Non-Independent	Five	Yes	-	-	-
Mr. Roger James Lord	Non Executive	One	No	-	-	-
Mr. Rajendra Prasad Ritolia	Independent & Non Executive	Four	Yes	Six	One (Member of Audit Committee)	-
Mr. Jitendra Kumar Mishra	Independent & Non Executive	Five	Yes	One	Three a. Chairman in Audit Committee & Nomination & Remuneration Committee b. Member in Stakeholder Relationship Committee	Chandra Prabhu International Limited (as an Independent Director)
Mrs. Sudha Maheshwari	Independent & Non Executive	Five	Yes	-	-	-

(vii) The Board periodically reviews the compliance reports of all applicable laws to the Company.

(viii) Details of equity shares of the Company held by the Directors as on March 31, 2021 are given below:

Name of Director	Category	Number of Shares
Mr. Vikas Jain	Executive Non-Independent	9258539
Mr. Piyush Jain	Executive Non-Independent	5179861
Mr. Rojer James Lord	Non Executive Director	-
Mr. Rajendra Prasad Ritolia	Independent & Non Executive	-
Mr. Jitendra Kumar Mishra	Independent & Non Executive	-
Mrs. Sudha Maheshwari	Independent & Non Executive	-

## COMMITTEES OF THE BOARD

### I) AUDIT COMMITTEE:

The Audit Committee of the company consisted of two Non-Executive Independent Directors and one whole time director. The Chairman of the committee is an independent Director having financial and accounting Knowledge.

During the financial year the composition of Audit Committee and attendance details are shown below:

Name of the Director	Designation	Attendance at Committee Meetings	
		Held	Attended
Mr. Jitendra Kumar Mishra	Chairman	4	4
Mrs. Sudha Maheshwari	Member	4	4
Mr. Vikas Jain	Member	4	4

### Meeting / Attendance

During the financial year ended 31 March, 2021, the Audit Committee of the company met **four** times. The dates of the meetings were **June 22, 2020; July 22, 2020; November 09, 2020 and February 01, 2021.**

- The requisite quorum was present at all meetings.
- The Company Secretary functions as the Secretary of the Committee.
- The Minutes of the Meetings of the Audit Committee are discussed and taken note of by the Board of Directors.
- The Chairman of the Audit Committee was present at the 14<sup>th</sup> Annual General Meeting of the Company held on September 28, 2020 to answer member queries.

### Terms of Reference

In accordance with Section 177(1) of the Companies Act, 2013 and as per the requirements of SEBI (Listing Obligation & Disclosure requirements) Regulations, 2015, the Board of director have approved terms of reference for the Audit Committee and thereupon the revised terms of reference of the Audit Committee are in conformity with the required Regulation 18 of SEBI (Listing Obligation & Disclosure Requirements) Regulations, 2015 and Section 177(1) of the Companies Act, 2013. Further the Audit Committee has been granted powers as prescribed under Regulation 18(2) of SEBI (Listing Obligation & Disclosure Requirements) Regulations, 2015.

### Extract of Terms of Reference: -

- Review of financial reporting process.
- Reviewing with the management, the annual financial statements and auditors' report there on before submission to the board for approval.



- c) Evaluation of internal financial controls and risk management systems.
- d) Recommendation for appointment, remuneration and terms of appointment of auditors of the Company.
- e) Approve policies in relation to the implementation of the Insider Trading Code and to supervise implementation of the same.
- f) Review and monitor the Auditor's independence, performance and effectiveness of audit process.
- g) Discussing with statutory auditors before the audit commences, about the nature and scope of audit as well as post-audit discussion to ascertain any area of concern.

## II) NOMINATION AND REMUNARATION COMMITTEE:

The Company through its Board of Directors has constituted Nomination and Remuneration Committee (hereinafter referred as "NRC") in terms of Regulation 19 (1) of the SEBI (Listing Obligation & Disclosure Requirements) Regulations, 2015. The terms of reference of Nomination and Remuneration Committee include the matters specified under Regulation 19 (4) of the SEBI (Listing Obligation & Disclosure Requirements) Regulations, 2015 as well as in Section 178 of the Companies Act, 2013.

The Remuneration Committee consists of two non-executive Directors and one non executive women director during the financial year 2020-21 the composition of the Nomination and remuneration committee is as under:

Name of the Director	Designation	Attendance at Committee Meetings	
		Held	Attended
Mrs. Sudha Maheshwari	Chairman	4	4
Mr. Jitendra Kumar Mishra	Member	4	4
Mr. Roger James Lord*	Member	4	0
Mr. Vikas Jain*	Member	4	3

\* The Nomination and remuneration committee were reconstituted by the board of directors on 21<sup>st</sup> July 2020 and Mr. Vikas Jain, Chairman & Managing Director was appointed as the member of committee in place of Mr. Roger James Lord who shows his unwillingness to continue as member of Nomination and Remuneration Committee due to some other pre-occupations.

### Meeting / Attendance

During the financial year ended 31 March, 2021, the Nomination and Remuneration Committee of the company met four times. The dates of the meetings were **June 22, 2020; July 22, 2020; November 09, 2020 and February 01, 2021.**

### Terms of Reference:

The terms of reference of the Remuneration Committee includes fixation of salary, perquisites etc of Managing/Executive Directors and for recommending the amount of commission payable to Executive Directors.

The broad terms of reference of the nomination and remuneration committee are as under:

- a) Formulation of the criteria for determining qualifications, positive attributes and independence of a director and recommend to the Board a policy, relating to the remuneration of the directors, key managerial personnel and other employees;
- b) Formulation of criteria for evaluation of Independent Directors and the Board;
- c) Devising a policy on Board diversity;
- d) Identifying persons who are qualified to become directors and who may be appointed in senior management in accordance with the criteria laid down, and recommend to the Board their appointment and removal. The company shall disclose the remuneration policy and the evaluation criteria in its Annual Report.

The nomination and remuneration committee of the Company is constituted in line with the provisions of Regulation 19 of SEBI (Listing Obligations and Disclosure Requirements) Regulations, 2015 read with Section 178 of the Companies Act, 2013.

As per Regulation 19(3) of the SEBI (Listing Obligations and Disclosure Requirements) Regulations, 2015, the Chairman of the NRC shall be present at the Annual General Meeting (AGM) to answer shareholders' queries. The Company Secretary functions as the Secretary of the Committee.

The NRC reviews the remuneration payable to the MD/WTD/KMP and Commission payable to the Non- Executive Directors and recommends it to the Board.

## Performance Evaluation Criteria for Independent Directors

The performance evaluation criteria for independent directors are determined by the Nomination and Remuneration Committee. An indicative list of factors that were evaluated include participation and contribution by a director, commitment, effective deployment of knowledge and expertise, effective management of relationship with stakeholders, integrity and maintenance of confidentiality and independence of behavior and judgment.

## DIRECTORS REMUNERATION AND POLICY:

### Remuneration of Managing Director/Whole Time Directors

The NRC has formulated a Policy on Appointment, Training, Evaluation and Remuneration of Directors and Senior Management Personnel (SMP) :

1. At the time of appointment or re-appointment of the Managing Director/Executive Director/ Whole Time Director, such remuneration shall be paid as may be mutually agreed between the Company (which includes the Nomination and Remuneration Committee and the Board of Directors) and the Managing Director /Executive Director / Whole Time Director within the overall limits prescribed under the Companies Act, 2013.
2. The remuneration shall be subject to the approval of the Members of the Company in General Meeting.

3. The remuneration of the Managing Director/Executive Director/Whole Time Director are broadly divided into Basic Salary, Allowances, perquisites, amenities, retirement benefits and commission (subject to availability of profits).
4. In determining the remuneration, the Nomination and Remuneration Committee shall ensure/ consider the following:
  - a. The relationship of remuneration and performance benchmark is clear.
  - b. Responsibility required to be shouldered by the Managing Director/ Executive Director/ Whole Time Directors, the industry benchmarks and the current trends.

### A) Remuneration of Senior Management Employees:

The Board, on the recommendations of the Nomination and Remuneration Committee approves the remuneration payable to the KMP and Senior Management Personnel. The structure of remuneration payable to KMP and Senior Management Personnel will be in accordance with the compensation framework adopted for employees by the Company.

### Details of the Remuneration for the year ended March 31, 2021:

Name of Director	Category	Salary	Commission	Total Remuneration
Mr. Vikas Jain	Chairman & Managing Director	66,02,582	51,13,803	1,17,16,385
Mr. Piyush Jain	Joint Managing Director	47,16,128	25,56,902	72,73,030

### B) Remuneration of Non Executive Directors

The Non Executive Directors shall be entitled to receive remuneration by way of sitting fees, reimbursement of expenses for participation in the Board/ Committee meetings and commission, if any, subject to approval of the members.

## Details of the Remuneration for the year ended March 31, 2020:

Name of Director	Category	Sitting Fee Details
Mr. Rajendra Prasad Ritolia	Independent Director	100000
Mr. Jitendra Kumar Mishra	Independent Director	170000
Mrs. SudhaMaheshwari	Independent Director	170000

## III) STAKEHOLDERS RELATIONSHIP COMMITTEE

The broad terms of reference of the stakeholders' relationship committee are as under Consider and resolve the grievances of security holders of the Company including redressal of investor complaints such as transfer or credit of securities / notice / annual reports, etc. and all other securities-holders related matters consider and approve issue of share certificates (including issue of renewed or duplicate share certificates), transfer and transmission of securities, etc.

During the financial year the composition of Stakeholders Relationship Committee consists of two non executive Independent Director and one executive Director.

Name of the Director	Designation	Attendance at Committee Meetings	
		Held	Attended
Mr. Jitendra Kumar Mishra	Chairman	4	4
Mr. Vikas Jain	Member	4	4
Mr. Piyush Jain	Member	4	4

The stakeholders' relationship committee is constituted in line with the provisions of SEBI (Listing Obligations and Disclosure Requirements) Regulation 2015 read with section 178 of the Companies Act 2013.

The Committee deals with the following matters:-

- Noting of transfer/transmission of shares
- Review of dematerialized /rematerialised shares and all other related matters
- Monitors expeditious redressal of Investor grievance matters received from Stock Exchanges, SEBI, ROC, etc
- Monitors redressal of queries/complaints received from members relating to transfers, non-receipt of annual report, dividend, demat/rematerialisation requests
- All other matters related to shares/debentures.

The Shareholders grievance committee met four times during the year. The dates of the meetings were **June 22, 2020; July 22, 2020; November 09, 2020 and February 01, 2021**. All the members of the committee were present in these meetings.

Further, Continuous efforts are made to ensure that grievances are more expeditiously redressed. SEBI Complaints Redress System (SCORES) SEBI administers a centralized web-based complaints redress system (SCORES). It enables investors to lodge and follow up complaints and track the status of online redressal. All the activities starting from lodging of a complaint till its disposal are carried online in an automated environment and the status of every complaint can be viewed online at any time. The Company has registered itself on SCORES and endeavours to resolve all investor complaints received through SCORES within the stipulated period of receipt of the complaint.

### Name, designation and address of Compliance Officer:

Ms. Vaishali  
Company Secretary  
South West Pinnacle Exploration Limited  
4th Floor, Siddhartha House  
Plot No-06, Sector 44, Gurgaon-122001

## Stakeholders Grievance Redressal:

During the year ended March 31, 2021, No Shareholders' Complaints were received. There were no outstanding complaints at the end of the year.

The details of shareholders complaints are as follows:-

Number of shareholders complaints received	Number of shareholders complaints resolved	Number of shareholders complaints pending
NIL	NIL	NIL

## INDEPENDENT DIRECTORS MEETING:

As per Regulation 17(1) of SEBI(Listing Obligation and Disclosure Requirement) Regulations 2015, as well as pursuant to Section 149(8) of the Companies Act, 2013 read with Schedule IV and in accordance with the Policy on Appointment, Training, Evaluation and Remuneration of Directors and Senior Management Personnel, the Independent Directors have, at their meeting held on February 17, 2021. The board discussed and considered the following items:-

- Reviewed the performance of Non-Independent Directors and the Board as a whole;
- Reviewed the performance of the Chairperson taking into account the views of Executive Directors (EDs) and Non Executive Directors (NEDs) and
- Assessed the quality, quantity and timelines of flow of information between the Company Management.

## CORPORATE SOCIAL RESPONSIBILITY COMMITTEE:

The Company through its Board of Directors has constituted Corporate Social Responsibility Committee (hereinafter referred as "CSR") in compliance with section 135 of the Companies Act, 2013 read with Companies (Corporate Social Responsibility Policy) Amendment Rules, 2015.

Name of the Director	Designation	Attendance at Committee Meetings	
		Held	Attended
Mr. Jitendra Kumar Mishra	Chairman	4	4
Mr. Vikas Jain	Member	4	4
Mr. Piyush Jain	Member	4	4

## Meeting / Attendance

During the financial year ended 31 March, 2021, the Corporate Social Responsibility Committee of the company met two times. The dates of the meetings were July 22, 2020 and February 01, 2021. All the members of the committee were present in these meetings.

## Terms of Reference:

The broad terms of reference of the Corporate Social Responsibility committee are as under:

- Formulate and recommend to board a CSR Policy indicating the activities to be undertaken by the Company as specified in Schedule VII of the Act;
- Recommend the amount of expenditure to be incurred on the activities mentioned in the CSR Policy;
- Monitor the CSR policy.



## DETAILS ON GENERAL BODY MEETINGS

### (A) Details of last three Annual General Meetings of the company

Financial Year	Date	Time	Venue
2018	14 <sup>th</sup> September 2018	02:30 PM	The Palms Town & Country Club B-Block, Sushant Lok, Phase-1, Gurgaon Haryana-1220001
2019	14 <sup>th</sup> September 2019	03:00 PM	The Palms Town & Country Club B-Block, Sushant Lok, Phase-1, Gurgaon Haryana-1220001
2020	28 <sup>th</sup> September 2020	03:00 PM	Video Conferencing ("VC") / Other Audio Visual Means ("OAVM")

### (C) Extra-Ordinary General Meeting:-

No extraordinary general meeting of the members was held during FY 2020-21.

### (D) Special Resolution (14<sup>th</sup> Annual General Meeting) : -Yes

- Re-Appointment of Mr. Vikas Jain (DIN: 00049217) as Chairman & Managing Director of the Company.
- Re-Appointment of Mr. Piyush Jain (DIN: 00049319) as Joint Managing Director of the Company.
- Re-Appointment of Mr. Jitendra Kumar Mishra (DIN: 07983426) as an Independent director of the Company.
- Re-Appointment of Mrs. Sudha Maheshwari (DIN: 06784093) as an Independent director of the Company.

### (E) Postal Ballot:- No

#### Procedure of Postal Ballot:

- Appointment of Scrutinizer who is not in the employment of the Company.
- Notice of postal ballot along with the explanatory statement to shareholders by following modes:
  - By registered post or speed post or,
  - Through electronic means like registered email
  - Through courier service for facilitating the communication of the assent or dissent of the shareholder to the resolution within period of (30) thirty days.
- Advertisement in one English newspaper and in one vernacular language newspaper in the principal vernacular language of the district in which the registered office of the company is situated.
- Notice should also be placed on the website of the Company.
- Declaration of results by the Scrutinizer after following due process.

#### Proposed Postal Ballot: -

The Company does not have any plans to pass any resolution through postal ballot.

## MEANS OF COMMUNICATION:

The means of communication between the Company and the shareholders are transparent and investor friendly. The Annual, Half yearly and Quarterly results are submitted to the Stock Exchange in accordance with SEBI (Listing Obligations and Disclosure Requirements) Regulations, 2015 and the same are published regularly in the newspapers i.e **Financial Express (English)** and **Hari Bhoomi (Hindi)** and also updated on website of the Company except the result for the quarter and year ended March 31, 2020 in accordance with circular SEBI/HO/CFD/CMD1/CIR/P/2020/79 dated May 12, 2020 granting relaxation to compliance under regulation 47 of SEBI (Listing and Obligation Disclosure Requirement) Regulations, 2015 due to COVID-19 Pandemic. However, the same will be available on company's website at [www.southpinnacle.com](http://www.southpinnacle.com).

All price sensitive information is intimated at the earliest to the Stock Exchanges.

Annual Report containing inter-alia, Board Report, Auditor's Report, Audited Financial Statement etc circulated to members and other entitled thereto. The Annual Report is also available on the website of the company at [www.southwestpinnacle.com](http://www.southwestpinnacle.com)

## i) Website

The Company's website [www.southwestpinnacle.com](http://www.southwestpinnacle.com) contains an exclusive head "Investor" where shareholder information is available. Quarterly and Annual Financial results, annual report, notice of AGM, Shareholding Pattern, Corporate Governance report etc. are also available on the website. Exclusive email address for investors is [investors@southwestpinnacle.com](mailto:investors@southwestpinnacle.com) designated email address exclusively for investors/shareholders servicing.

## ii) Annual Report

Annual Report for FY 2019-20 containing inter alia, Audited Financial Statements, Boards' Report, Management Discussion and Analysis and Corporate Governance Report etc. was sent to all Members through courier/post, who had not registered their email address and via email to all shareholders who have provided their email addresses. Annual Reports are also hosted on the website of the Company.

## iii) Press Release/Investor Presentations

The Company participates in various investor conferences and analyst meets and make presentation thereat. Press Releases, Investors presentation are submitted to the stock exchanges as well as are hosted on the website of the Company.

## GENERAL SHAREHOLDER INFORMATION:-

### i. Annual General Meeting for FY 2021

Date : September 29, 2021

Time : 3.00 P.M.

Venue: The forthcoming 15th Annual General Meeting of your Company will be held on Tuesday, the 29<sup>th</sup> September, 2021 through Video Conferencing ("VC") or Other Audio Visual Means ("OAVM") at common venue but shall be deemed to be held at its Registered Office at 03:00 P.M. The Notice for holding the said Annual General Meeting along with Annual Report etc. shall be only emailed to members. Members are requested to use the option of e-voting on proposed resolutions through facilities provided by National Securities Depository Ltd. (NSDL) with procedure as detailed in the Notice convening the Annual General Meeting. Those who do not use E-Voting facility during the E-voting period can cast their Votes online at the time of the AGM. Members holding shares are again requested to register their email address with RTA/their own depositories so that they can receive the Annual Report and any other communication from the company through email. They are also requested to complete their KYC with PAN and BANK A/c details as it is made mandatory by SEBI.

### ii. Financial Calendar

Financial Year : April 01, 2021 to March 31, 2022

AGM Date : September 29, 2021

Dividend Payment : The final dividend, if approved, shall be paid/credited on within 30 days of approval as laid down in act.

### iii. Date of Book Closure / Record Date : As mentioned in the Notice of this AGM

### iv. Listing on Stock Exchanges:

National Stock Exchange of India Limited  
Exchange Plaza, C-1, Block G,  
Bandra Kurla Complex  
Bandra (East), Mumbai 400 051

v. **Symbol NSE : SOUTHWEST**

Listing Fees as applicable have been paid.

vi. **ISIN: INE980Y01015**

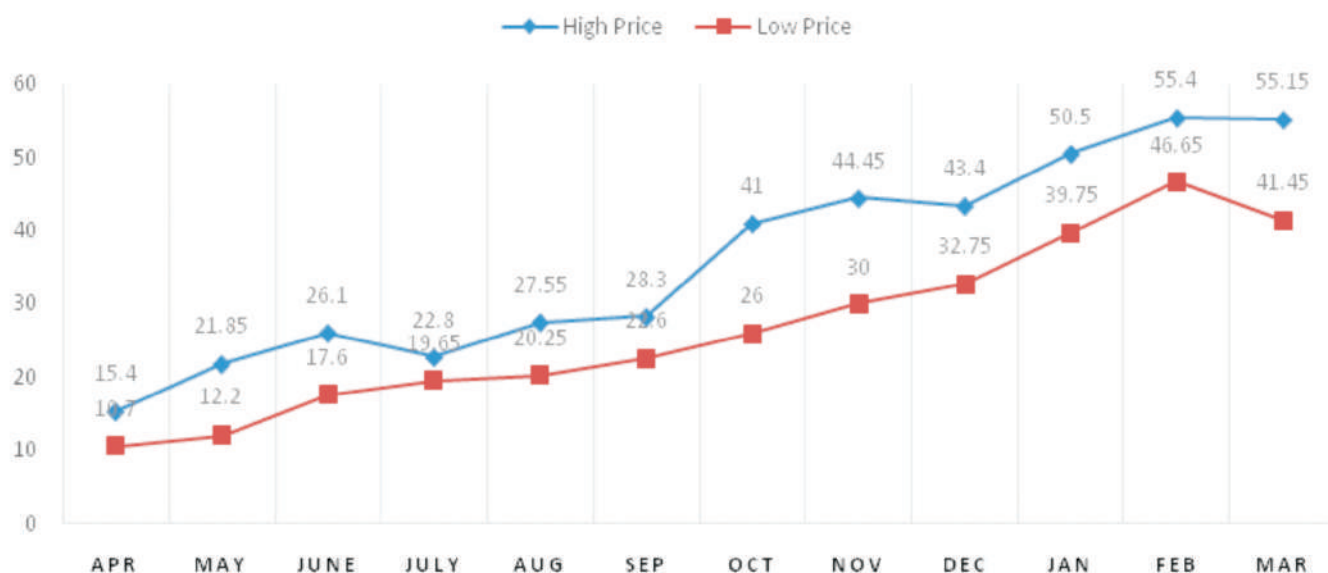
vii. **Corporate Identity Number (CIN) of the Company: L1320HR2006PLC049480**

viii. **Market Price Data:**

High and Low market price of equity shares trade during each month in the FY 2021 on NSE:-

Month	High (Rs.)	Low(Rs.)
April-20	15.40	10.70
May-20	21.85	12.20
June-20	26.10	17.60
July-20	22.80	19.65
August-20	27.55	20.25
September-20	28.30	22.60
October-20	41.00	26.00
November-20	44.45	30.00
December-20	43.40	32.75
January-21	50.50	39.75
February-21	55.40	46.65
March-21	55.15	41.45

## MARKET PRICE FY 2020-21



## REGISTRAR AND SHARE TRANSFER AGENTS FOR EQUITY SHARES

The Company has appointed **Link In Time India Private Limited** as its Registrar and Share Transfer Agents and accordingly, all physical transfers, transmissions, transpositions, issue of duplicate share certificate(s), issue of demand drafts in lieu of dividend warrants, etc. as well as requests for dematerialization/rematerialization are being processed(if any) in periodical cycles. The work related to dematerialization/rematerialization is handled by Link in Time through connectivity with NSDL and CDSL.

### LINKINTIME INDIA PRIVATE LIMITED

Noble heights, 1st floor, Plot No. 2  
C-1 block LSC, Near Savitri Market  
Janakpuri, New Delhi-110058

The Company obtains a half-yearly certificate from Practicing Company Secretaries as per the requirement of Regulation 40 (9) of Listing Regulations and the same is filed with the Stock Exchanges and is available on the website of the Company.

## SHARE TRANSFER SYSTEM

In terms of Regulation 40(1) of SEBI Listing Regulations, as amended, securities can be transferred only in dematerialized form w.e.f. April 1, 2019, except in case of request received for transmission or transposition of securities. The 100 percent shares of the company are in dematerialized form only. Transfers of equity shares in electronic form are effected through the depositories with no involvement of the Company.

The Directors and certain Company officials (including Chief Financial Officer and Company Secretary) are authorised by the Board severally to approve transfers, which are noted at subsequent Board Meetings.

## SHARE CAPITAL AUDIT

The Share Capital Audit as required under Regulation 76 of SEBI (Depositories and Participants) Regulations, 2018, read with SEBI Circular No. D&CC/FITT C/Cir-16/2002 dated December 31, 2002 and SEBI Circular No. CIR/MRD/ DP/30/2010, a Qualified Practicing Company Secretary carries out Capital Audit to reconcile the total admitted equity capital with National Securities Depository Limited (NSDL) and the Central Depository Services (India) Limited (CDSL) and the total issued and listed equity capital. This audit is carried out every quarter and the reconciliation of share capital audit report thereon is submitted to the Stock Exchanges and to the Board of Directors.

### A) Distribution of Shareholding as on 31<sup>st</sup> March 2021:-

No. of Shares held	Shareholders		No. of Shares	
	Number	% of Total	Number	% of Total
Up to 500	471	57.7914	36732	0.1316
501 –1000	42	5.1534	35111	0.1258
1001-2000	47	5.7669	70894	0.2541
2001-3000	13	1.5951	34070	0.1221
3001-4000	121	14.8466	389977	1.3976
4001-5000	13	1.5951	59837	0.2145
5001-10000	29	3.5583	213024	0.7635
10001 and above	79	9.6933	27062755	96.9908



### Dematerialization of shares and liquidity:

**Outstanding GDRs/ADRs/Warrants or any convertible instruments, conversion date and likely impact on equity:**

Annual Report 2020-21 ✧ 71



## **Commodity price risk or foreign exchange risk and hedging activities:**

The Company does not deal in commodities and hence the disclosure pursuant to SEBI Circular dated November 15, 2018 is not required to be given.

## **Credit rating obtain/revision during the year**

During the year under review there is no change in the credit rating of the company.

However, your company has been rated by CRISIL Limited vide its letter dated June 02, 2021 reaffirmed Long term Issuer Rating i.e CRISIL BBB/ Negative and Short term facilities i.e CRISIL A3+ for banking facilities of the company.

Your company's continued strong parentage, credit profile, liquidity position, strong corporate governance practices, financial flexibility and conservative financial policies.

## **Address for correspondence: -**

### **Shareholders Correspondence may be addressed:**

To,  
Secretarial Department  
South West Pinnacle Exploration Limited

### **Till 15<sup>th</sup> September 2021: -**

Regd & Corp Off:- Siddhartha House, 4<sup>th</sup> Floor  
Plot No-06, Sector 44, Gurgaon 122003  
Ph. : +91-124 4235400, 4235401  
Fax. : +91-11-124 4235402  
Email: secretariat@southwestpinnacle.com  
investor@southwestpinnacle.com  
Website: www.southwestpinnacle.com

### **After 15<sup>th</sup> September 2021: -**

\*Regd Off: -522, Fifth Floor, DLF Galleria Commercial  
Complex, DLF City Phase IV,  
Gurugram, Haryana 122009

\*\*Corp off: Ground Floor, Plot No.- 15  
Sector-44, Gurgaon-122003  
Ph. : +91-124 4235400, 4235401  
Fax. : +91-11-124 4235402  
Email: secretariat@southwestpinnacle.com  
investor@southwestpinnacle.com  
Website: www.southwestpinnacle.com

\* The registered office of the company is being shifted from Siddhartha House, 4<sup>th</sup> Floor, Plot No-06, Sector 44, Gurgaon 122003 to 522, Fifth Floor, DLF Galleria Commercial Complex, DLF City Phase IV, Gurugram, Haryana 122009 w.e.f 15<sup>th</sup> September 2021.

\*\* The Corporate office of the company is being shifted from Siddhartha House, 4<sup>th</sup> Floor, Plot No-06, Sector 44, Gurgaon 122003 to Ground Floor, Plot No.- 15, Sector-44, Gurgaon-122003 w.e.f 15<sup>th</sup> September 2021.

## Compliance of Corporate Governance requirements specified in Regulation 17 to 27 and Regulation 46(2) of the Listing Regulations:-

Particulars	Regulation	Compliance Status Yes / No / N.A	Key Compliance observed
Board of Directors	17	Yes	<ul style="list-style-type: none"> <li>• Composition and Appointment of Directors</li> <li>• Meetings and quorum</li> <li>• Review of compliance reports</li> <li>• Plans for orderly succession</li> <li>• Code of Conduct</li> <li>• Fees / compensation to Non-Executive Directors</li> <li>• Minimum information to be placed before the Board</li> <li>• Compliance Certificate by Chief Executive Officer and Chief Financial Officer</li> <li>• Risk management plan, risk assessment and minimisation procedures</li> <li>• Performance evaluation of Independent Directors</li> <li>• Recommendation of Board for each item of special business</li> </ul>
Maximum Number of Directorships	17A	Yes	Directorships in listed entities
Audit Committee	18	Yes	<ul style="list-style-type: none"> <li>• Composition</li> <li>• Meetings and quorum</li> <li>• Chairperson present at Annual General Meeting</li> <li>• Role of the Committee</li> </ul>
Nomination and Remuneration Committee	19	Yes	<ul style="list-style-type: none"> <li>• Composition</li> <li>• Meetings and quorum</li> <li>• Chairperson present at Annual General Meeting</li> <li>• Role of the Committee</li> </ul>
Stakeholders Relationship Committee	20	Yes	<ul style="list-style-type: none"> <li>• Composition</li> <li>• Meetings</li> <li>• Chairperson present at Annual General Meeting</li> <li>• Role of the Committee</li> </ul>
Risk Management Committee	21	N.A	<ul style="list-style-type: none"> <li>• Composition</li> <li>• Meetings</li> <li>• Role of the Committee</li> </ul>
Vigil Mechanism	22	Yes	<ul style="list-style-type: none"> <li>• Vigil Mechanism and Whistle-Blower Policy for Directors and employees</li> <li>• Adequate safeguards against victimisation</li> <li>• Direct access to the Chairperson of Audit Committee</li> </ul>
Related party transactions	23	Yes	<ul style="list-style-type: none"> <li>• Policy on Materiality of related party transactions and dealing with related party transactions</li> <li>• Prior approval including omnibus approval of Audit Committee for related party transactions</li> <li>• Periodical review of related party transactions</li> <li>• Disclosure on related party transactions</li> </ul>
Subsidiaries of the Company	24	N.A	<ul style="list-style-type: none"> <li>• Appointment of Company's Independent Director on the Board of unlisted material subsidiaries</li> <li>• Review of financial statements and investments of unlisted subsidiaries by the Audit Committee</li> <li>• Minutes of the Board of Directors of the unlisted subsidiaries are placed at the meeting of the Board of Directors</li> <li>• Significant transactions and arrangements of unlisted subsidiaries are placed at the meeting of the Board of Directors</li> </ul>
Secretarial Audit	24A	Yes	<ul style="list-style-type: none"> <li>• Secretarial Audit of the Company</li> <li>• Secretarial Audit of material unlisted subsidiaries incorporated in India</li> <li>• Annual Secretarial Compliance Report</li> </ul>
Obligations with respect to Independent Directors	25	Yes	<ul style="list-style-type: none"> <li>• Tenure of Independent Directors</li> <li>• Meetings of Independent Directors</li> <li>• Cessation and appointment of Independent Directors</li> <li>• Familiarisation of Independent Directors</li> <li>• Declaration from Independent Director that he / she meets the criteria of independence are placed at the meeting of Board of Directors</li> <li>• Directors and Officers insurance for all the Independent Directors</li> </ul>
Obligations with respect to employees including Senior Management, Key Managerial Persons, Directors and Promoters	26	Yes	<ul style="list-style-type: none"> <li>• Memberships / Chairmanships in Committees</li> <li>• Affirmation on compliance with Code of Conduct by Directors and Senior Management</li> <li>• Disclosure of shareholding by Non-Executive Directors</li> <li>• Disclosures by Senior Management about potential conflicts of interest</li> <li>• No agreement with regard to compensation or profit sharing in connection with dealings in securities of the Company by Key Managerial Personnel, Director and Promoter</li> </ul>
Other Corporate Governance requirements	27	Yes	<ul style="list-style-type: none"> <li>• Compliance with discretionary requirements</li> <li>• Filing of quarterly, half-yearly and yearly compliance report on Corporate Governance</li> </ul>
Website	46(2)	Yes	<ul style="list-style-type: none"> <li>• Terms and conditions of appointment of Independent Directors</li> <li>• Composition of various Committees of the Board of Directors</li> <li>• Code of Conduct of Board of Directors and Senior Management Personnel</li> <li>• Details of establishment of Vigil Mechanism / Whistle-blower policy</li> <li>• Criteria of making payments to Non-Executive Directors</li> <li>• Policy on dealing with related party transactions</li> <li>• Policy for determining material subsidiaries</li> <li>• Details of familiarisation programmes imparted to Independent Directors</li> </ul>

## OTHER DISCLOSURES:

### I. RELATED PARTY TRANSACTION:

There have been no significant related party transactions with the company's promoters, directors, the management, their subsidiaries or relatives which may have potential conflict with the interests of the company at large. The necessary disclosures regarding related party transactions are given in the notes to accounts. The Company has also formulated a policy on dealing with the Related Party Transactions and necessary approval of the audit committee and Board of directors were taken wherever required in accordance with the Policy. The Board's approved policy for related party transactions is uploaded on the website of the Company at [www.southwestpinnacle.com](http://www.southwestpinnacle.com)



### II. COMPLIANCES:

**DETAILS OF NON-COMPLIANCE BY THE COMPANY, PENALTIES AND STRICTURES IMPOSED ON THE COMPANY BY STOCK EXCHANGE(S) OR SECURITIES AND EXCHANGE BOARD OF INDIA (SEBI) OR ANY OTHER STATUTORY AUTHORITY OR ANY MATTERS RELATED TO CAPITAL MARKETS.**

There were no penalties, strictures imposed on the company by the Stock Exchange or SEBI or any Statutory Authority or any matter related to Capital Market during the last three years.

### III. WHISTLE BLOWER POLICY (VIGIL MECHANISM)

The Company has adopted a whistle blower policy and has established the necessary vigil mechanism for employees and directors to report concerns about unethical behavior. No person has been denied access to the chairman of the audit committee. The said policy has been also put up on the website of the company.

### IV. DETAILS OF COMPLIANCE WITH MANDATORY REQUIREMENT

During the year, the Company has fully complied with the mandatory requirements of SEBI (Listing Obligations and Disclosure Requirements) Regulations, 2015 mandates the company to obtain a certificate from either the auditors or Practicing Company Secretaries regarding compliance of conditions of Corporate Governance as stipulated in the said Clause and annex the certificate so obtained with the Directors' Report. The Company has obtained a certificate from KKS & Associates, practicing company secretary to this effect and the same are annexed to the Directors' Report.

### V. DISCLOSURE OF ACCOUNTING TREATMENT

The company has followed the Accounting standards specified under Section 133 of the Companies Act 2013 read with Rule 7 of the Companies (Accounts) Rules, 2014, to the extent applicable, in the preparation of the financial statements.

### VI. DISCLOSURE OF RISK MANAGEMENT

The Company has laid down procedures to inform Board members about the risk assessment and minimization procedures. These procedures are periodically reviewed to ensure that executive management controls risks through means of a properly defined framework.

## OTHER DISCLOSURES

### CODE OF PRACTICE AND PROCEDURE AS REQUIRED UNDER SECURITIES AND EXCHANGE BOARD OF INDIA (PROHIBITION OF INSIDER TRADING) REGULATIONS, 2015

In terms of Securities and Exchange Board of India (Prohibition of Insider Trading) Regulations, 2015 as amended from time to time, the Code of practice and procedure for fair disclosures of unpublished price sensitive information and code of conduct to regulate, monitor and report trading by its employees and other connected persons is approved by Board of Directors of the Company.

#### INSIDER TRADING CODE

The Company had adopted a "Code of Conduct for insider trading" in accordance with the SEBI (Prohibition of Insider Trading) Regulations, 2015 dated 1st April 2019. The code is applicable to promoters and promoter's Group, all Directors and such Designated Employees who are expected to have access to unpublished price sensitive information relating to the Company. The Company Secretary is the Compliance Officer for monitoring adherence to the said regulation. The Company has also formulated 'Code of Practices and procedures for fair disclosure of Unpublished Price Sensitive Information' in compliance with SEBI (Prohibition of Insider Trading) Regulations, 2015 and this code is displayed on the Company's website viz., [www.southwestpinnacle.com](http://www.southwestpinnacle.com)



#### FAMILIARISATION PROGRAMME FOR BOARD MEMBERS

The Board members are provided with necessary documents, reports to enable them to familiarize with Company's procedures, its mission and vision, etc. Periodic presentation at Board/Committee meetings are made on business and performance of the Company. At the time of appointing a Director, a formal letter of appointment is given to him, which inter alia explains the role, function, duties and responsibilities expected from him as a Director of the Company. The director is also explained in detail the Compliance required from him under Companies Act, 2013, the Listing Regulations and other various statutes and an affirmation is obtained in this regard. The Chairman and Managing Director also have a one to one discussion with the newly appointed Director to familiarize him with the Company's operations. Further, on an ongoing basis as a part of Agenda of Board/ Committee meetings, presentations are regularly made to the Independent Directors on various matters inter-alia covering the Company's and associates businesses and operations, industry and regulatory updates, strategy, finance, risk management framework, role, rights, responsibilities of the Independent Directors under various statutes and other relevant matters. The details of the familiarization programme for directors are available on the Company's weblink viz., [www.southwestpinnacle.com](http://www.southwestpinnacle.com)

### PECUNIARY RELATIONSHIP OR TRANSACTIONS OF THE NON-EXECUTIVE DIRECTORS AND DISCLOSURES ON THE REMUNERATION OF THE DIRECTORS

All pecuniary relationships or transactions of the Non-Executive Directors of the Company, along with criteria for such payments and disclosures on the remuneration of the Directors along with their shareholding are disclosed in Form MGT-9 which forms a part of this Report.

#### INTER SE RELATIONSHIPS BETWEEN DIRECTORS

There are no inter se relationships between directors except Mr. Vikas Jain, Chairman & Managing Director who is elder brother of Mr. Piyush Jain, Joint Managing Director of the Company.



## SIGNIFICANT AND MATERIAL ORDERS PASSED BY THE REGULATORS OR COURTS

There are no significant material orders passed by the Regulators / Courts which would impact the going concern status of the Company and its future operations. There were no penalties, strictures imposed on the company by the Stock Exchange or SEBI or any Statutory Authority or any matter related to Capital Market.

## RECOMMENDATIONS OF COMMITTEES OF THE BOARD

There were no instances during the financial year 2020-21, wherein the Board had not accepted recommendations made by any committee of the Board.

## CEO/CFO CERTIFICATE

In term of regulation 17(8) of the Listing Regulations, the Managing Director and CEO and the CFO made a certification to the board of Directors in the prescribed format for the year at the review, which has been reviewed by the audit Committee and taken on record by the Board. The same is attached as **Annexure VIII**.

## CERTIFICATE ON CORPORATE GOVERNANCE

Certificate from M/s KKS & Associates, Practicing Company Secretaries confirming compliances with the conditions of Corporate Governance as stipulated under the Listing Regulations attached as **Annexure X**.

## POLICY FOR DETERMINING MATERIAL SUBSIDIARIES

Pursuant to Regulation 16(1)(c) of the Listing Regulations, the Company has formulated a policy for determining a “material” subsidiary, the details of which is available on the website of the Company at [www.southwestpinnacle.com](http://www.southwestpinnacle.com).



## CERTIFICATE FROM PRACTICING COMPANY SECRETARY

Certificate as required under Part C of Schedule V of Listing Regulations, received from Mr. Krishna Kumar Singh (FCS No. 8493), Proprietor of M/s KKS and Associates, Practicing Company Secretary that none of the Directors on the Board of the Company have been debarred or disqualified from being appointed or continuing as directors of the Company by the Securities and Exchange Board of India/ Ministry of Corporate Affairs or any such statutory authority attached as **Annexure XI**.

## UN-MODIFIED OPINION IN AUDITORS REPORT

During the current financial year, there are no audit qualifications in the financial statements of the Company. The Company continues to adopt appropriate best practices in order to ensure unqualified financial statements.

## CHART SETTING OUT THE SKILLS / EXPERTISE / COMPETENCIES OF THE BOARD OF DIRECTORS

The board of Directors along with Nomination and Remuneration Committee (NRC), identifies the right candidate with right qualities, skills and practical expertise/competencies required for the effective functioning of individual member to possess and also the board as whole. The Committee focus on the qualification and expertise of the person, the positive attributes, standard of integrity, ethical behavior and independent judgment of the person in selecting a new Board member. In addition to the above, in case of Independent Directors, the Committee shall satisfy itself with regard to the independence of the directors to enable the Board to discharge its functions and duties effectively. The same are in line with the relevant provisions of the Listing Regulations. The NRC has identified the following core skills, expertise and competencies for the effective functioning of the Company which is currently available with the board:

### a. Finance & Accounting Competence

Exposure in handling Financial Management of a Large Organization along with understanding Financial Statements.



## b. Leadership quality in running Large Enterprises

Expertise in Leading well-governed Large Organisation with an understanding of organizational Structure and its environment, risk management and emerging Local & global trends.

## c. Expertise in understanding of changing regulatory framework

Expertise in handling large public companies with high governance standard and understanding of changing regulatory framework.

## d. Exposure in setting the business Strategies

Ability to build up Long term Business strategies to bring growth in business consistently, profitability, competitively and in a sustainable manner in a diverse business environments and changing economic conditions.

Name of Directors	Area of Expertise				
	Finance & Accounting	Leadership quality	Latest technology	Regulatory framework	Business Strategies
Mr. Vikas Jain	✓	✓	✓	✓	✓
Mr. Piyush Jain	✓	✓	✓	✓	✓
Mr. Roger James Lord	✓	✓	✓	✓	✓
Mr. Rajendra Prasad Ritolia	✓	✓	✓	✓	✓
Mr. Jitendra Kumar Mishra	✓	✓	✓	✓	✓
Ms. Sudha Maheshwari	✓	✓	✓	✓	✓

## COMPLIANCES OF NON –MANDATORY & DISCRETIONARY REQUIREMENTS AS PER SCHEDULE II PART E OF THE SEBI LISTING REGULATIONS

The quarterly and half yearly financial performance are published in the newspaper and are also posted on the website of the Company and hence, not being sent to the Shareholders. The internal auditor of the Company makes presentation to Audit Committee on their reports.

The Company Financial Statements for the year 2020-21 does not contain any audit qualification. The Company's audited Financial Statements are accompanied with unmodified opinion from Statutory Auditor of the Company.

## AUDITORS' REMUNERATION

The total fees for all services paid by Company and its subsidiaries, on a consolidated basis, to the statutory auditors and all entities in the network firm/ network entity of which the statutory auditor is a part of are as follows:

### STATUTORY AUDITOR:

- Name of Auditor: Doogar & Associates
- Statutory Audit Fee : Rs. 3,70,000

### NETWORK ENTITY (AUDIT FEES): NIL

### SUBSIDIARY AUDITOR'S AUDIT FEES:

#### 1. Pilot Pipelines Private Limited

- Name of Auditor: Pradeep Kumar Goyal & Associates
- Statutory Audit Fee: Rs. 50,000

#### 2. South West Oil Field Services Private Limited

- Name of Auditor: Pradeep Kumar Goyal & Associates
- Statutory Audit Fee: Rs. 20,000



## UTILIZATION OF FUNDS RAISED THROUGH PREFERENTIAL ALLOTMENT OR QUALIFIED INSTITUTIONAL PLACEMENT

During the year under review, the Company has not raised any proceeds by way of preferential issue or qualified institutional placement.

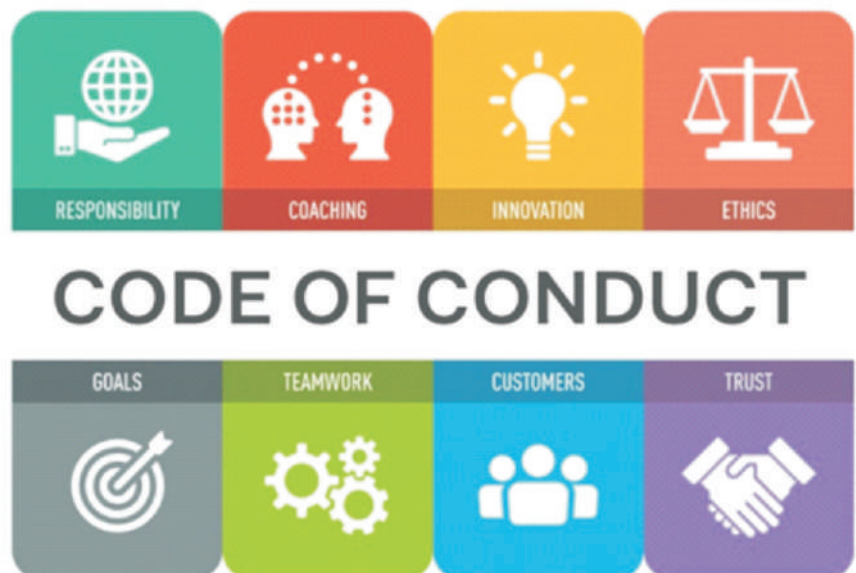
## ROLE OF THE COMPANY SECRETARY IN OVERALL GOVERNANCE PROCESS

The Company Secretary plays a key role in ensuring that the Board (including committees thereof) procedures are followed and regularly reviewed. The Company Secretary ensures that all relevant information, details and documents are made available to the Directors and senior management for effective decision-making at the meetings.

The Company Secretary is primarily responsible to assist and advise the Board in the conduct of affairs of the Company, to ensure compliance with applicable statutory requirements and applicable Secretarial Standards, to provide guidance to directors and to facilitate convening of meetings. The Company Secretary acts as the Secretary to all the Committees of the Board constituted under the Companies Act, 2013. She is also designated as Compliance Officer.

## CODE OF CONDUCT

The Board has laid down a code of conduct for all board members and senior management of the company. All the board members and senior management personnel have affirmed compliance with the code for the financial year ended 31 March, 2021. A declaration to this effect for part of the report. The code required Directors and Senior Management Team members to act honestly, fairly, ethically and with integrity, conduct themselves in professional, courteous and respectful manner. The Code of conduct is displayed on the Company's Website [www.southwestpinnacle.com](http://www.southwestpinnacle.com)



## Declaration – Code of Conduct

In accordance with the regulation 26(3) of SEBI (Listing Obligation and Disclosure Requirements) Regulations, 2015 all the Board members and senior management personnel for the financial year ended 31 March, 2021 affirmed compliance with the code of conduct laid down by the Board of Directors for them.

By order of the Board  
For South West Pinnacle Exploration Limited

Sd/-  
Piyush Jain  
Joint Managing Director  
DIN: 00049319

Sd/-  
Vikas Jain  
Chairman & Managing Director  
DIN: 00049217

Place : Gurugram  
Date : 09 August 2021

ANNEXURE-VII**CSR ACTIVITIES FOR THE FINANCIAL YEAR 2020-21**

[As per Rule 8 of Companies (CSR Policy) Rules 2014 read with Section 135 of the Companies Act, 2013]

Sr. No.	Particulars	Remarks
1	A Brief outline of the Company's CSR policy, including overview of projects or programs proposed to be undertaken and a reference to the web-link to the CSR policy and project or programs.	The CSR Policy of the company is to promote Rural Development, Empowering women, Promote Education, Promoting Gender Equality, Eradication of Hunger & Poverty, Ensuring Environmental Sustainability, Contribution to Socio Economic Develop-ments, Rural Development Projects, Contribution to Religious Institutes, Rural & Slum Area Development, Promote Sports in rural areas in line with the business operations of the company since the company executes projects in different states all over India.
2	The Composition of the CSR Committee.	Mr. Jitendra Kumar Mishra Mr. Vikas Jain Mr. Piyush Jain
3	Average net profit of the Company for last three financial years.	Rs. 11,74,59,552/-
4	Prescribed CSR Expenditure (two per cent. of the amount as in item 3 above).	Rs. 23,49,191/-
5	Details of CSR spent during the financial year: a) Total amount spent for the financial year b) Amount unspent, if any; c) Manner in which the amount spent during the financial year is detailed below	Rs. 26,17,220/-  Nil  As per Annexure VII-A

ANNEXURE VII-A

(1)	(2)	(3)	(4)	(5)	(6)	(7)	(8)
SI. No	CSR Project  Or Activity  Identified.	Sector In  Which  The Project Is  Covered	Projects or Programs  (1) Local area or  Other (2)  Specify the State And  District  Where projects or Programs Was  Undertaken	Amount Outlay  (budget)  project or  Programs Wise	Amount spent on  the projects  Or  Program Sub-heads:  (1) Direct expenditure  on projects  Or program (2) Overheads:	Cumulative expenditure  upto to the  Reporting  Period	Amount spent: Direct  or through implemen ting agency *
1	Rural & Slum area Development, Empowering women & Promote Education, Eradication of Hunger & Poverty Environmental Sustainability Contribution to Socio Economic Developments Rural Development Projects Contribution to Religious Institutes	Rural & Slum Area Development Projects	In the states of Telangana, Odisha, Haryana, Delhi Jharkhand, Gujarat and Rajasthan Chhattisgarh	Rs. 25,00,000/-	Rs. 26,17,220/-	Rs. 26,17,220/-	Direct
	<b>TOTAL</b>			<b>25,00,000/-</b>	<b>26,17,220/-</b>	<b>26,17,220/-</b>	

We hereby state and submit that the implementation and monitoring of CSR Policy, is in compliance with CSR objectives and Policy of the company.

By order of the Board  
For South West Pinnacle Exploration Limited

Sd/-  
Piyush Jain  
Joint Managing Director  
DIN: 00049319

Sd/-  
Vikas Jain  
Chairman & Managing Director  
DIN: 00049217

Place : Gurugram  
Date : 09 August 2021

ANNEXURE-VIIICEO AND CFO CERTIFICATE

To,

The Board of Directors  
South West Pinnacle Exploration Limited  
Siddhartha House, 4<sup>th</sup> floor, Plot No.6,  
Sector-44, Gurugram HR 122003

**Subject: Certificate to the Board pursuant to Regulation 17(8) AND 33(2) of the SEBI (Listing Obligations and Disclosure Requirements) Regulations, 2015**

We, Mr. Vikas Jain, Chairman & Managing Director and Mr. Dinesh Agarwal, Chief Financial Officer of South West Pinnacle Exploration Limited, to the best of our knowledge, information and belief, certify that:

1. We have reviewed Financial statements and the Cash Flow Statement of the Company for the Year ended March 31, 2021 and to the best of our knowledge, information and belief:
  - (i) these statements do not contain any materially untrue statement or omit any material fact or contain statement that might be misleading.
  - (ii) these statements together present a true and fair view of the Company's affairs and are in compliance with existing accounting standards, applicable laws and regulations.
2. To the best of our knowledge and belief, no transactions entered into by the Company during the year are fraudulent, illegal or violative of the Company's Code of Conduct.
3. We accept responsibility for establishing and maintaining internal controls system pertaining to financial reporting for the Company, and we have :
  - a. Designed such disclosure controls and procedures to ensure that material information relating to the Company is made known to us by others within those entities, particularly during the period in which this report is being prepared.
  - b. Designed such internal control over financial reporting, or caused such internal control over financial reporting to be designed under our supervision, to provide reasonable assurance regarding the reliability of financial reporting and the preparation of financial statements for external purposes in accordance with standards.
  - c. Evaluated the effectiveness of the Company's disclosure, controls and procedures.
  - d. Disclosed in this report any change in the Company's internal control over financial reporting that occurred during the Company's most recent fiscal year that has materially affected, or is reasonably likely to materially affect, the Company's internal control over financial reporting.
4. We have disclosed, based on our most recent evaluation, wherever applicable, to the Company's auditors and the audit committee of the Company's Board of Directors (and persons performing the equivalent functions):-
  - a. There were no deficiencies in the design or operation of internal controls, that could adversely affect the Company's ability to record, process, summarize and report financial data, and there have been no material weaknesses in internal controls over financial reporting including any corrective actions with regard to deficiencies.
  - b. There were no significant changes in internal controls during the year covered by this report.
  - c. All significant changes in accounting policies during the year, if any, and that the same have been disclosed in the notes to the financial statements.
  - d. There were no instances of fraud of which we are aware, that involve the Management or other employees who have a significant role in the Company's internal control system.



5. We affirm that we have neither denied nor will deny any personal, access to the audit committee of the Company (in case of matters involving any misconduct) and we will provide protection to whistle blowers from unfair termination and other unfair or prejudicial employment practices in the event of any such eventually.
6. We further declare that all Board members and senior managerial personnel have affirmed compliance with the Code of Conduct for the current year.

**By order of the Board  
For South West Pinnacle Exploration Limited**

**Sd/-  
Vikas Jain  
Chairman & Managing Director  
DIN: 00049217**

**Sd/-  
Dinesh Agarwal  
Chief Financial Officer**

**Place : Gurugram  
Date : 09 August 2021**

## ANNEXURE-IX

### **DECLARATION REGARDING COMPLIANCE BY BOARD MEMBERS AND SENIOR MANAGEMENT PERSONNEL WITH THE COMPANY'S CODE OF CONDUCT**

This is to confirm that the Company has adopted a Code of Conduct for its employees including the Managing Director and Executive Directors. In addition, the Company has adopted a Code of Conduct for its Non-Executive Directors and Independent Directors. These Codes are available on the Company's website.

I confirm that the Company has in respect of the year ended March 31, 2021, received from the Senior Management Team of the Company and the Members of the Board a declaration of compliance with the Code of Conduct as applicable to them.

**For South West Pinnacle Exploration Limited**

Sd/-

**Vikas Jain**

**Chairman & Managing Director**

**DIN: 00049217**

**Place : Gurugram**

**Date : 09 August 2021**

## ANNEXURE-X

To,  
The Members  
**South West Pinnacle Exploration Limited**  
Siddhartha House, 4<sup>th</sup> Floor, Plot No. 06  
Sector-44, Gurgaon 122003

### **Practicing Company Secretary's Certificate on compliance with the conditions of Corporate Governance as per Chapter IV pursuant to Regulation 34(3) and Schedule V Para E of Securities and Exchange Board of India (Listing Obligations and Disclosure Requirements) Regulations, 2015**

We have examined the compliance of Corporate Governance by M/s. South West Pinnacle Exploration Limited (the Company) for the year ended on March 31, 2021 as stipulated in :-

- Regulations 17 to 27 and clauses (b) to (i) of regulation 46 (2) and paragraphs C, D and E of Schedule V of the Securities and Exchange Board of India (Listing Obligations and Disclosure Requirements) Regulations, 2015 ('Listing Regulations') for the period April 1, 2020 to March 31, 2021.

### **Management Responsibility for compliance with the conditions of Listing Regulations**

- The Management along with the Board of Directors is responsible for ensuring that the Company complies with the requirements of the Listing Regulations and for providing all relevant information to the Securities and Exchange Board of India.
- The preparation of the accompanying Corporate Governance Report is the responsibility of the Management of the Company including the Board of Directors. This responsibility includes designing, implementing and maintaining internal control relevant to the preparation and presentation of the Report, and applying an appropriate basis of preparation; and making estimates that are reasonable in the circumstances.

### **PCS Responsibility**

- Pursuant to the requirements of Clause E to Section V to the Listing Regulations, it is our responsibility to obtain reasonable assurance and form an opinion as to whether the Company complies with the conditions of Corporate Governance.
- Our examination was limited to procedures and implementation thereof, adopted by the company for ensuring compliance with the conditions of Corporate Governance. It is neither an audit nor an expression of opinion on the financial statements of the Company.

### **Opinion**

- In our opinion and to the best of our information and according to the explanations given to us and the representation made by the directors and the management, and considering the relaxation granted by the Ministry of Corporate Affairs and Securities and Exchange Board of India due to spread of COVID-19 pandemic, we certify that the company has complied with the conditions of corporate governance as stipulated in Listing Regulations as applicable during the year ended on March 31, 2021

We further state that such compliance is neither an assurance as to further viability of the Company nor the efficiency or effectiveness with which the management has conducted the affairs of the Company.

### **Restriction on Use**

The certificate is addressed and provided to the members of the Company solely for the purpose to enable the Company to comply with the requirement of the Listing Regulations, and it should not be used by any other person or for any other purpose. Accordingly, we do not accept or assume any liability or any duty of care for any other purpose or to any other person to whom this certificate is shown or into whose hands it may come without our prior consent in writing.

**For KKS& Associates  
Company Secretaries**

Sd/-  
**Krishna Kumar Singh**  
(Proprietor)

FCS No: 8493

CP No: 9760

Place : New Delhi

Date : August 09, 2021

## ANNEXURE-XI

## CERTIFICATE FOR NON- DISQUALIFICATION OF DIRECTORS

(Pursuant to Regulation 34(3) and Schedule V Para C Clause 10(i) of the SEBI (Listing Obligation and Disclosure Requirements) Regulations, 2015)

To,  
The Members,  
South West Pinnacle Exploration Limited

We have examined the relevant registers, records, forms, returns and disclosures received from the Directors of **South West Pinnacle Exploration Limited** having CIN: L1320HR2006PLC049480 and having registered office at Siddhartha House” 4th Floor, Plot No-6, Sector-44 Gurugram-122003 (hereinafter referred to as 'the Company'), produced before us by the Company for the purpose of issuing this Certificate, in accordance with Regulation 34(3) read with Schedule V Para-C Sub clause 10(i) of the Securities Exchange Board of India (Listing Obligations and Disclosure Requirements) Regulations, 2015.

In our opinion and to the best of our information and according to the verifications (including Directors Identification Number (DIN) status at the portal www.mca.gov.in) as considered necessary and explanations furnished to us by the Company & its officers we hereby certify that none of the Directors on the Board of the Company as stated below for the Financial Year ending on March 31, 2021 have been debarred or disqualified from being appointed or continuing as Directors of companies by the Securities and Exchange Board of India, Ministry of Corporate Affairs, or any such other Statutory Authority.

SR. No	Name of Director	DIN	Designation
1.	Mr.Vikas Jain	00049217	Chairman & Managing Director
2.	Mr.Piyush Jain	00049319	Jt. Managing Director
3.	Mr.Roger James Lord	00952295	Non Executive Director
4.	Ms.SudhaMaheshwari	06784093	Independent Director
5.	Mr.Jitendra Kumar Mishra	07983426	Independent Director
6.	Mr. Rajendra Prasad Ritolia	00119488	Independent Director

Ensuring the eligibility of for the appointment / continuity of every Director on the Board is the responsibility of the management of the Company. Our responsibility is to express an opinion on these based on our verification. This certificate is neither an assurance as to the future viability of the Company nor of the efficiency or effectiveness with which the management has conducted the affairs of the Company.

For KKS& Associates  
Company Secretaries

Sd/-  
Krishna Kumar Singh  
(Proprietor)  
FCS No: 8493  
CP No: 9760

Place : New Delhi  
Date : August 09, 2021

# Standalone

## Financial Statements





## Independent Auditors' Report

To  
The Members of  
South West Pinnacle Exploration Limited

### Report on the Audit of the Standalone Financial Statements

#### Opinion

We have audited the standalone financial statements of South West Pinnacle Exploration Limited ("the Company"), which comprise the Standalone Balance Sheet as at 31 March 2021, the Standalone Statement of Profit and Loss (including Other Comprehensive Income), the Standalone Statement of Changes in Equity and the Standalone Statement of Cash Flows for the year then ended, and notes to the standalone financial statements, including a summary of the significant accounting policies and other explanatory information (hereinafter referred to as "the standalone financial statements").

In our opinion and to the best of our information and according to the explanations given to us, the aforesaid standalone financial statements give the information required by the Companies Act, 2013 ("the Act") in the manner so required and give a true and fair view in conformity with the Indian Accounting Standards prescribed under section 133 of the Act read with the Companies (Indian Accounting Standards) Rules, 2015, as amended, ("Ind AS") and other accounting principles generally accepted in India, of the state of affairs of the Company as at 31 March 2021, the profit and total comprehensive income, changes in equity and its cash flows for the year ended on that date.

#### Basis for Opinion

We conducted our audit in accordance with the Standards on Auditing (SAs) specified under Section 143(10) of the Act. Our responsibilities under those Standards are further described in the Auditor's Responsibilities for the Audit of the Standalone Financial Statements section of our report. We are independent of the Company in accordance with the Code of Ethics issued by the Institute of Chartered Accountants of India (ICAI) together with the ethical requirements that are relevant to our audit of the standalone financial statements under the provisions of the Act and the rules made thereunder, and we have fulfilled our other ethical responsibilities in accordance with these requirements and the ICAI's Code of Ethics. We believe that the audit evidence we have obtained is sufficient and appropriate to provide a basis for our audit opinion.

#### Key Audit Matters

Key audit matters ('KAM') are those matters that, in our professional judgment, were of most significance in our audit of the standalone financial statements of the current period. These matters were addressed in the context of our audit of the standalone financial statements as a whole, and in forming our opinion thereon, and we do not provide a separate opinion on these matters. We have determined the matters described below to be the key audit matters to be communicated in our report.

Key audit matters	How our audit addressed the key audit matter
<b>Tax Litigations</b>	
The Company is subject to number of significant tax litigations. The total contingent liabilities as of March 31, 2021, in relation to tax matters are INR 216.94 Lakhs (amount paid under protest is INR 41.22 Lakhs).	<p>Our audit procedures included the following:</p> <ul style="list-style-type: none"> <li>❖ Obtained an understanding of the process of identification of tax litigations and related contingent liabilities and tested the operating effectiveness of management's key controls over recognition and disclosures of tax provisions and contingencies.</li> </ul>

Due to complexity of cases, significant amount involved and time scales for resolution, significant judgement and estimates are required by the management to assess the impact of these litigations on the financial positions, results of operations and cash flows and thus there is a risk that such litigations may not be adequately provided for or disclosed in the standalone financial statements.

Accordingly, tax litigations have been identified as a key audit matter in our audit of the standalone financial statements (as described in note 46 of the standalone financial statements)

❖ Obtained the details of the tax litigations of the Company and discussed with the management to understand the detail of the underlying matters and basis for management's judgement and estimates on both the probability of success in significant cases, and the magnitude of any potential loss.

❖ Obtained confirmation, where appropriate, from relevant third party legal counsel. Evaluated the objectivity, competence and relevant experience of third party legal counsel.

❖ Assessed the relevant disclosures made within the standalone financial statements.

## Information Other than the Standalone Financial Statements and Auditor's report thereon

The Company's Board of Directors is responsible for the other information. The other information comprises the information included in the Company's annual report, but does not include the standalone financial statements and our auditors' report thereon.

Our opinion on the standalone financial statements does not cover the other information and we do not express any form of assurance conclusion thereon.

In connection with our audit of the standalone financial statements, our responsibility is to read the other information and, in doing so, consider whether the other information is materially inconsistent with the standalone financial statements or our knowledge obtained in the audit or otherwise appears to be materially misstated. If, based on the work we have performed, we conclude that there is a material misstatement of this other information, we are required to report that fact. We have nothing to report in this regard.

## Management's Responsibilities for the Standalone Financial Statements

The Company's Board of Directors is responsible for the matters stated in Section 134(5) of the Act with respect to the preparation of these standalone financial statements that give a true and fair view of the financial position, financial performance (including other comprehensive income), changes in equity and cash flows of the Company in accordance with the accounting principles generally accepted in India, including the Indian Accounting Standards (Ind AS) specified under Section 133 of the Act. This responsibility also includes maintenance of adequate accounting records in accordance with the provisions of the Act for safeguarding of the assets of the Company and for preventing and detecting frauds and other irregularities; selection and application of appropriate accounting policies; making judgments and estimates that are reasonable and prudent; and design, implementation and maintenance of adequate internal financial controls that were operating effectively for ensuring the accuracy and completeness of the accounting records, relevant to the preparation and presentation of the standalone financial statements that give a true and fair view and are free from material misstatement, whether due to fraud or error.

In preparing the standalone financial statements, the Company's management is responsible for assessing the ability to continue as a going concern, disclosing, as applicable, matters related to going concern and using the going concern basis of accounting unless the management either intends to liquidate the Company or to cease operations, or has no realistic alternative but to do so.

The Board of Directors is also responsible for overseeing the Company's financial reporting process.

## Auditor's Responsibilities for the Audit of the Standalone Financial Statements

Our objectives are to obtain reasonable assurance about whether the standalone financial statements as a whole are free from material misstatement, whether due to fraud or error, and to issue an auditor's report that includes our opinion. Reasonable assurance is a high level of assurance, but is not a guarantee that an audit conducted in accordance with SAs will always detect a material misstatement when it exists. Misstatements can arise from fraud or error and are considered material if, individually or in the aggregate, they could reasonably be expected to influence the economic decisions of users taken on the basis of these standalone financial statements.

As part of an audit in accordance with SAs, we exercise professional judgment and maintain professional skepticism throughout the audit. We also:

- Identify and assess the risks of material misstatement of the financial statements, whether due to fraud or error, design and perform audit procedures responsive to those risks, and obtain audit evidence that is sufficient and appropriate to provide a basis for our opinion. The risk of not detecting a material misstatement resulting from fraud is higher than for one resulting from error, as fraud may involve collusion, forgery, intentional omissions, misrepresentations, or the override of internal control.
- Obtain an understanding of internal control relevant to the audit in order to design audit procedures that are appropriate in the circumstances. Under Section 143(3)(i) of the Act, we are also responsible for expressing our opinion on whether the Company has adequate internal financial controls with reference to financial statements in place and the operating effectiveness of such controls.
- Evaluate the appropriateness of accounting policies used and the reasonableness of accounting estimates and related disclosures made by management.
- Conclude on the appropriateness of management's use of the going concern basis of accounting and, based on the audit evidence obtained, whether a material uncertainty exists related to events or conditions that may cast significant doubt on the Company's ability to continue as a going concern. If we conclude that a material uncertainty exists, we are required to draw attention in our auditor's report to the related disclosures in the standalone financial statements or, if such disclosures are inadequate, to modify our opinion. Our conclusions are based on the audit evidence obtained up to the date of our auditor's report. However, future events or conditions may cause the Company to cease to continue as a going concern.
- Evaluate the overall presentation, structure and content of the financial statements, including the disclosures, and whether the financial statements represent the underlying transactions and events in a manner that achieves fair presentation.

We communicate with those charged with governance regarding, among other matters, the planned scope and timing of the audit and significant audit findings, including any significant deficiencies in internal control that we identify during our audit.

We also provide those charged with governance with a statement that we have complied with relevant ethical requirements regarding independence, and to communicate with them all relationships and other matters that may reasonably be thought to bear on our independence, and where applicable, related safeguards.

From the matters communicated with those charged with governance, we determine those matters that were of most significance in the audit of the standalone financial statements of the current period and are therefore the key audit matters. We describe these matters in our auditors' report unless law or regulation precludes public disclosure about the matter or when, in extremely rare circumstances, we determine that a matter should not be communicated in our report because the adverse consequences of doing so would reasonably be expected to outweigh the public interest benefits of such communication.

## Report on Other Legal and Regulatory Requirements

1. As required by the Companies (Auditors' Report) Order, 2016 ("the Order") issued by the Central Government of India in terms of Section 143(11) of the Act, we give in the "Annexure A" a statement on the matters specified in paragraphs 3 and 4 of the Order, to the extent applicable.
2. As required by Section 143(3) of the Act, we report that:
  - a. We have sought and obtained all the information and explanations which to the best of our knowledge and belief were necessary for the purposes of our audit;
  - b. In our opinion, proper books of account as required by law have been kept by the Company so far as it appears from our examination of those books;
  - c. The standalone Balance Sheet, the standalone Statement of Profit and Loss (including other comprehensive income), the Statement of Changes in Equity and the Statement of Cash Flows dealt with by this Report are in agreement with the books of account;
  - d. In our opinion, the aforesaid standalone financial statements comply with the Ind AS specified under Section 133 of the Act, read with the Companies (Indian Accounting Standards) Rules, 2015, as amended;
  - e. On the basis of the written representations received from the directors as on 31 March 2021 taken on record by the Board of Directors, none of the directors is disqualified as on 31 March 2021 from being appointed as a director in terms of Section 164(2) of the Act;
  - f. With respect to the adequacy of the internal financial controls over financial reporting of the Company with reference to standalone financial statements and the operating effectiveness of such controls, refer to our separate Report in "Annexure B". Our report expresses an unmodified opinion on the adequacy and operating effectiveness of the Company's internal financial controls over financial reporting;
  - g. With respect to the other matters to be included in the Auditor's Report in accordance with the requirements of section 197 of the act, as amended. In our opinion, the managerial remuneration for the year ended March 31, 2021 has been paid / provided by the Company to its directors in accordance with the provisions of section 197 read with Schedule V to the Act;
  - h. With respect to the other matters to be included in the Auditors' Report in accordance with Rule 11 of the Companies (Audit and Auditors) Rules, 2014, in our opinion and to the best of our information and according to the explanations given to us:
    - i. The Company has disclosed the impact of pending litigations on its financial position in its standalone financial statements - Refer Note 38 to the standalone financial statements.
    - ii. The Company did not have any long-term contracts including derivative contracts for which there were any material foreseeable losses.
    - iii. There has been no delay in transferring amounts, required to be transferred, to the Investor Education and Protection Fund by the Company.

**For Doogar & Associates**

Chartered Accountants  
Firm Registration No. 000561N

**Vardhman Doogar**

Partner  
Membership No. 517347

**UDIN:** 21517347AAAAMV4293

**Place:** New Delhi

**Date:** June 09, 2021

## Annexure "A" to the Independent Auditor's Report

(Referred to in paragraph 1 under 'Report on Other Legal and Regulatory Requirements' section of our report to the members of South West Pinnacle Exploration Limited of even date)

- i. In respect of the Company's fixed assets: -
  - a. The Company has maintained proper records showing full particulars, including quantitative details and situation of fixed assets.
  - b. The Company has a program of verification to cover all the items of fixed assets in a phased manner which, in our opinion, is reasonable having regard to the size of the Company and the nature of its assets. Pursuant to the program, certain fixed assets were physically verified by the management during the year. According to the information and explanations given to us, no material discrepancies were noticed on such verification.
  - c. According to the information and explanations given to us and on the basis of our examination of the records of the Company, the title deeds of immovable properties are held in the name of the Company.
- ii. The inventory has been physically verified by the management during the year. In our opinion, the frequency of such verification is reasonable. The Company has maintained proper records of inventory. The discrepancies noticed on verification between the physical stock and the book records were not material.
- iii. According to the information and explanations given to us, the Company has granted unsecured loans to bodies corporates, covered in the register maintained under Section 189 of the Companies Act, 2013, in respect of which:
  - a. The terms and conditions of the grant of such loan are, in our opinion, prima facie, not prejudicial to the Company's interest.
  - b. The schedule of repayment of principal has been stipulated and repayments of principal amounts have been regular as per stipulations.
  - c. There is no overdue amount remaining outstanding as at the year-end.
- iv. In our opinion and according to the information and explanations given to us, the Company has complied with the provisions of section 185 and 186 of the Act, with respect to the loans and investments made.
- v. The Company has not accepted any deposits within the meaning of Section 73 to 76 of the Act and the Companies (Acceptance of Deposits) Rules, 2014 (as amended). Accordingly, the provisions of clause 3(v) of the Order are not applicable to the Company.
- vi. The Central Government has not prescribed the maintenance of cost records under Section 148 of the Act for any of the services rendered by the Company.
- vii. According to the information and explanations given to us, in respect of statutory dues:
  - a. Undisputed statutory dues including Provident Fund, Employees' State Insurance, Income-Tax, Sales-Tax, Service Tax, Duty of Custom, Value Added Tax, Goods and Services Tax, Cess and Other Statutory Dues have generally been regularly deposited with the appropriate authorities though there has been a delay in a few cases.
  - b. There were no undisputed amounts payable in respect of Provident Fund, Employees' State Insurance, Income-Tax, Service Tax, Sales Tax, Goods and Services Tax, Duty of Custom, Duty of Excise, Value Added Tax, Cess and Other Statutory Dues were outstanding, at the year end, for a period of more than six months from the date they become payable.



- c. Details of the dues of Income Tax, Duty of Custom, Duty of Excise, Goods & Services Tax and Value Added Tax which have not been deposited (along with amount deposited under protest) by the Company on account of any dispute are given below—

Sl. No.	Nature of Statute	Nature of dues	Forum where dispute is pending	Period(s) to which the amount relates (F.Y.)	Amount (Rs. in Lakhs)	
					Gross	Amount deposited under protest
1.	Income Tax Act, 1961	Income Tax	ITAT	2011-12	5,09,370	5,09,370
2.	Income Tax Act, 1961	Income Tax	CIT(Appeal)	2013-14	92,31,180	13,85,000
3.	Income Tax Act, 1961	Income Tax	CIT(Appeal)	2015-16	91,97,987	18,39,600
4.	Value Added Tax	Sales Tax	Appellate boards	2010-11 to 2014-15	4,50,243	30,017

- viii. In our opinion, on the basis of audit procedures and according to the information and explanation given to us, the company has not defaulted in repayment of loans and borrowings to financial institutions and banks. The company has neither taken any loan from the government nor having any outstanding debentures during the year.
- ix. On the basis of information and explanation given to us, term loans have been applied for the purposes for which they were obtained. The Company did not raise any money by way of initial public offer or further public offer (including debt instruments).
- x. To the best of our knowledge and according to the information and explanations given to us, no material fraud by the Company or on the Company by its officers or employees has been noticed or reported during the course of our audit.
- xi. In our opinion and according to the information and explanations given to us, the Company has paid/provided managerial remuneration in accordance with the requisite approvals mandated by the provisions of Section 197 read with Schedule V to the Act.
- xii. The Company is not a Nidhi Company and hence reporting under clause 3 (xii) of the CARO 2016 is not applicable.
- xiii. According to the information and explanations given to us and based on our examination of the records of the Company, all transactions with the related parties are in compliance with Sections 177 and 188 of the Act, where applicable, and details of such transactions have been disclosed in the standalone financial statements as required by the applicable accounting standards.
- xiv. According to the information and explanations given to us, the Company has not made any preferential allotment or private placement of shares or fully or partly convertible debentures during the year. Accordingly, paragraph 3(xiv) of the Order is not applicable to the Company.
- xv. According to the information and explanations given to us, the Company has not entered into non-cash transactions with directors or persons connected with him. Accordingly, paragraph 3(xv) of the Order is not applicable to the Company.

xvi. According to the information and explanations given to us, the Company is not required to be registered under Section 45-IA of the Reserve Bank of India Act, 1934.

*For* **Doogar & Associates**

Chartered Accountants

Firm Registration No. 000561N

**Vardhman Doogar**

Partner

Membership No. 517347

**UDIN:** 21517347AAAAMV4293

**Place:** New Delhi

**Date:** June 09, 2021

## **Annexure B to the Independent Auditors' Report**

(Referred to in paragraph 2 under 'Report on Other Legal and Regulatory Requirements' section of our report to the members of South West Pinnacle Exploration Limited of even date)

## **Report on the Internal Financial Controls Over Financial Reporting under Clause (i) of Sub-section 3 of Section 143 of the Companies Act, 2013 ("the Act")**

We have audited the internal financial controls over financial reporting of South West Pinnacle Exploration Limited as of 31 March 2021 in conjunction with our audit of the standalone financial statements of the Company for the year ended on that date.

### **Management's Responsibility for Internal Financial Controls**

The Board of Directors are responsible for establishing and maintaining internal financial controls based on the internal financial controls over financial reporting criteria established by the Company considering the essential components of internal control stated in the Guidance Note on Audit of Internal Financial Controls Over Financial Reporting issued by the Institute of Chartered Accountants of India ("the Guidance Note"). These responsibilities include the design, implementation and maintenance of adequate internal financial controls that were operating effectively for ensuring the orderly and efficient conduct of its business, including adherence to the Company's policies, the safeguarding of its assets, the prevention and detection of frauds and errors, the accuracy and completeness of the accounting records, and the timely preparation of reliable financial information, as required under the Companies Act, 2013 (hereinafter referred to as "the Act").

### **Auditor's Responsibility**

Our responsibility is to express an opinion on the Company's internal financial controls with reference to the standalone financial statements based on our audit. We conducted our audit in accordance with the Guidance Note and the Standards on Auditing, prescribed under Section 143(10) of the Act, to the extent applicable to an audit of internal financial controls. Those Standards and the Guidance Note require that we comply with ethical requirements and plan and perform the audit to obtain reasonable assurance about whether adequate internal financial controls over financial reporting with reference to standalone financial statements was established and maintained and if such controls operated effectively in all material respects.

Our audit involves performing procedures to obtain audit evidence about the adequacy of the internal financial controls over financial reporting with reference to standalone financial statements and their operating effectiveness. Our audit of internal financial controls over financial reporting included obtaining an understanding of such internal financial controls over financial reporting, assessing the risk that a material weakness exists, and testing and evaluating the design and operating effectiveness of internal control based on the assessed risk. The procedures selected depend on the auditor's judgment, including the assessment of the risks of material misstatement of the standalone financial statements, whether due to fraud or error.

We believe that the audit evidence we have obtained is sufficient and appropriate to provide a basis for our audit opinion on the Company's internal financial controls with reference to standalone financial statements.

### **Meaning of Internal Financial Controls over Financial Reporting with Reference to Standalone Financial Statements**

A company's internal financial controls over financial reporting with reference to standalone financial statements are a process designed to provide reasonable assurance regarding the reliability of financial reporting and the preparation of standalone financial statements for external purposes in accordance with generally accepted accounting principles. A company's internal financial controls over financial reporting with reference to standalone financial statements include those policies and procedures that (1) pertain to the maintenance of records that, in reasonable detail, accurately and fairly reflect the transactions and dispositions of the assets of the company; (2) provide reasonable assurance that transactions are recorded as necessary to permit preparation of standalone financial statements in accordance with generally accepted accounting principles, and that receipts and expenditures of the company are being made only in accordance with authorisations of management and directors of the company; and (3) provide reasonable assurance regarding prevention or timely detection of unauthorized acquisition, use, or disposition of the company's assets that could have a material effect on the standalone financial statements.

## **Inherent Limitations of Internal Financial Controls over Financial Reporting with Reference to standalone Financial Statements**

Because of the inherent limitations of internal financial controls over financial reporting with reference to standalone financial statements, including the possibility of collusion or improper management override of controls, material misstatements due to error or fraud may occur and not be detected. Also, projections of any evaluation of the internal financial controls over financial reporting with reference to standalone financial statements to future periods are subject to the risk that the internal financial controls may become inadequate because of changes in conditions, or that the degree of compliance with the policies or procedures may deteriorate.

## **Opinion**

In our opinion, to the best of our information and according to the explanations given to us, the Company has, in all material respects, an adequate internal financial controls system over financial reporting and such internal financial controls over financial reporting were operating effectively as at March 31, 2021, based on the internal control over financial reporting criteria established by the Company considering the essential components of internal control stated in the Guidance Note on Audit of Internal Financial Controls Over Financial Reporting issued by the Institute of Chartered Accountants of India.

**For Doogar & Associates**

Chartered Accountants

Firm Registration No. 000561N

**Vardhman Doogar**

Partner

Membership No. 517347

**UDIN:** 21517347AAAAMV4293

**Place:** New Delhi

**Date:** June 09, 2021

## STANDALONE BALANCE SHEET AS AT 31ST MARCH, 2021

(All amounts in INR Lakhs, unless otherwise stated)

Particulars	Note No.	As at 31st March, 2021	As at 31st March, 2020
<b>ASSETS</b>			
<b>Non-current assets</b>			
Property, plant and equipment	2	5,240.77	5,576.77
Investment property	3	424.75	469.34
Right-of-use assets	4	157.56	198.52
Financial assets			
- Investments	5	338.16	315.54
- Other financial assets	6	378.47	219.95
Other non-current assets	7	5.18	3.55
<b>Total non-current assets</b>		<b>6,544.89</b>	<b>6,783.67</b>
<b>Current assets</b>			
Inventories	8	3,242.74	3,030.04
Financial assets			
- Trade receivables	9	6,031.04	5,554.98
- Cash and cash equivalents	10	45.86	46.57
- Bank balances other than above	11	623.88	378.25
- Loans	12	540.29	381.03
- Other financial assets	13	104.33	117.16
Current tax Assets (net)	14	-	11.24
Other current assets	15	743.90	480.14
<b>Total current assets</b>		<b>11,332.04</b>	<b>9,999.41</b>
<b>Total assets</b>		<b>17,876.93</b>	<b>16,783.08</b>
<b>EQUITY AND LIABILITIES</b>			
<b>Equity</b>			
Equity share capital	16	2,790.24	2,790.24
Other equity	17	6,967.55	5,913.52
<b>Total equity</b>		<b>9,757.79</b>	<b>8,703.76</b>
<b>LIABILITIES</b>			
<b>Non-current liabilities</b>			
Financial liabilities			
- Borrowings	18	879.17	1,085.07
- Lease liability	39	160.92	195.05
- Other financial liabilities	19	3.86	3.53
Provisions	20	35.37	26.37
Deferred tax liabilities (net)	21	407.04	394.35
Other non-current liabilities	22	24.42	25.47
<b>Total non-current liabilities</b>		<b>1,510.78</b>	<b>1,729.84</b>
<b>Current liabilities</b>			
Financial liabilities			
- Borrowings	23	2,148.42	2,517.47
- Trade payables	24		
total outstanding dues of micro & small enterprises		-	52.93
total outstanding dues of other than micro & small enterprises		2,399.85	2,076.11
- Lease liability	39	34.13	31.31
- Other financial liabilities	25	1,752.04	1,497.22
Provisions	26	89.30	95.59
Current tax liabilities (Net)	27	109.43	-
Other current liabilities	28	75.19	78.85
<b>Total current liabilities</b>		<b>6,608.36</b>	<b>6,349.48</b>
<b>Total equity and liabilities</b>		<b>17,876.93</b>	<b>16,783.08</b>

Significant Accounting Policies

1

See accompanying notes to the standalone financial statements

2 to 49

As per our report of even date attached

**For Doogar & Associates**

Chartered Accountants

FRN No. 000561N

**For and on behalf of the Board of Directors**

**Vardhman Doogar**

Partner

Membership No. 517347

**Vikas Jain**

Chairman & Managing Director

DIN : 00049217

**Piyush Jain**

Jt.Managing Director

DIN : 00049319

Place: Gurugram

Date: June 09, 2021

**Dinesh Agarwal**

Chief Financial Officer

**Vaishali**

Company Secretary

M.No.55248



## STANDALONE STATEMENT OF PROFIT AND LOSS FOR THE YEAR ENDED 31ST MARCH, 2021

(All amounts in INR Lakhs, unless otherwise stated)

Particulars	Note No.	For the year ended 31st March, 2021	For the year ended 31st March, 2020
Revenue from operations	29	10,233.09	8,363.40
Other income	30	285.25	167.03
<b>Total Income</b>		<b>10,518.34</b>	<b>8,530.43</b>
<b>Expenses</b>			
Cost of materials consumed	31	1,671.65	1,256.53
Operating expenses	32	4,240.28	3,213.34
Employee benefits expense	33	1,683.93	1,731.36
Finance costs	34	493.74	453.33
Depreciation and amortisation expense	35	729.78	633.14
Other expenses	36	329.66	470.09
<b>Total expenses</b>		<b>9,149.04</b>	<b>7,757.79</b>
<b>Profit/ (loss) before tax</b>		<b>1,369.30</b>	<b>772.64</b>
<b>Tax expense</b>			
Current tax	41	315.06	241.56
Tax adjustments relating to earlier years	41	(2.85)	-
Deferred tax	41	4.53	(23.31)
<b>Total tax expense</b>		<b>316.74</b>	<b>218.25</b>
<b>Profit for the year</b>		<b>1,052.56</b>	<b>554.39</b>
<b>Other comprehensive Income</b>			
Items that will not be reclassified to profit or loss		44.95	40.31
Income tax relating to items that will not be reclassified to profit or loss		(8.16)	(9.69)
<b>Other comprehensive Income</b>		<b>36.79</b>	<b>30.62</b>
<b>Total Comprehensive Income for the year</b>		<b>1,089.35</b>	<b>585.01</b>
<b>Earnings per equity share of face value of Rs. 10 each</b>			
a) Basic (Rs.)	37	3.77	1.99
b) Diluted (Rs.)	37	3.77	1.99

Significant Accounting Policies

1

See accompanying notes to the standalone financial statements

2 to 49

As per our report of even date attached

**For Doogar & Associates**

Chartered Accountants

FRN No. 000561N

**For and on behalf of the Board of Directors**

**Vardhman Doogar**

Partner

Membership No. 517347

**Vikas Jain**

Chairman & Managing Director

DIN : 00049217

**Piyush Jain**

Jt.Managing Director

DIN : 00049319

Place: Gurugram

Date: June 09, 2021

**Dinesh Agarwal**

Chief Financial Officer

**Vaishali**

Company Secretary

M.No.55248

# CASH FLOW STATEMENT

## STANDALONE CASH FLOW STATEMENT FOR THE YEAR ENDED 31ST MARCH, 2021

(All amounts in INR Lakhs, unless otherwise stated)

Particulars	For the year ended 31st March, 2021	For the year ended 31st March, 2020
<b>A. Cash flow from Operating Activities :</b>		
Net Profit before tax	1,369.30	772.64
Adjustment for		
(Profit)/Loss on sale of Property, plant and equipment	(112.50)	98.68
Unrealised exchange profit/(loss)	(10.59)	(11.45)
Rental Income	(129.08)	(125.33)
Depreciation and amortisation expenses	729.78	633.14
Finance cost	493.74	453.33
Interest received	(29.71)	(26.59)
<b>Operating profit before Working capital changes</b>	<b>2,310.93</b>	<b>1,794.41</b>
(Increase)/Decrease in Trade receivables	(476.07)	(916.74)
(Increase)/Decrease in Financial assets	11.93	75.77
(Increase)/Decrease in Non financial assets	(176.22)	(77.49)
(Increase)/Decrease in Inventories	(212.70)	(276.00)
Increase/(Decrease) in Trade payables	281.41	1,007.05
Increase/(Decrease) in Financial liabilities	33.01	(20.86)
Increase/(Decrease) in Non financial liabilities	(4.71)	5.48
Increase/(Decrease) in Provisions	32.41	12.07
<b>Cash generated from Operations</b>	<b>1,799.98</b>	<b>1,603.70</b>
Less : Tax paid	(194.39)	(289.28)
<b>Net cash from Operating activities</b>	<b>1,605.60</b>	<b>1,314.41</b>
<b>B. Cash flow from Investing activities</b>		
Interest income	29.71	26.59
Payments for purchase of Property, plant and equipment	(717.38)	(2,820.27)
Proceeds from sale of Property, plant and equipment	428.34	145.84
Investment in Fixed deposits (net)	(340.80)	(23.22)
Proceeds from rent	66.63	82.09
Loans repaid/(given) by/to Joint venture	-	70.70
Loans given to Subsidiary	(159.26)	(381.03)
Payment for acquiring share in subsidiary	(1.00)	(1.13)
Investment in Mutual fund	(3.50)	(10.00)
<b>Net cash from Investing activities</b>	<b>(697.27)</b>	<b>(2,910.43)</b>
<b>C. Cash flow from Financing activities</b>		
Proceeds/(Repayment) from/of Long term borrowings (net)	(18.80)	1,490.23
Proceeds/(Repayment) from/of Short term borrowings (net)	(369.06)	315.91
Dividend paid (Including Dividend distribution tax)	(35.33)	(48.61)
Payment of Interest	(485.84)	(423.32)
<b>Net cash from Financing activities</b>	<b>(909.03)</b>	<b>1,334.21</b>
<b>Net cash flows during the year (A+B+C)</b>	<b>(0.71)</b>	<b>(261.80)</b>
Cash and cash equivalents (Opening balance)	46.57	308.37
Cash and cash equivalents (Closing balance)	45.86	46.57

### Notes:

The Cash Flow Statement has been prepared under the indirect method as set in the Ind AS-7 "Cash Flow Statement".

Significant Accounting Policies

1

See accompanying notes to the standalone financial statements

2 to 49

As per our report of even date attached

**For Doogar & Associates**

Chartered Accountants

FRN No. 000561N

**For and on behalf of the Board of Directors**

**Vardhman Doogar**

Partner

Membership No. 517347

**Vikas Jain**

Chairman & Managing Director

DIN : 00049217

**Piyush Jain**

Jt. Managing Director

DIN : 00049319

Place: Gurugram

Date: June 09, 2021

**Dinesh Agarwal**

Chief Financial Officer

**Vaishali**

Company Secretary

M.No.55248

## NOTE-1: SIGNIFICANT ACCOUNTING POLICIES

### A. GENERAL INFORMATION

South West Pinnacle Exploration Limited (“the Company”), which was originally incorporated on Twenty seventh day of November Two thousand six under the Companies Act, 1956 as South West Pinnacle Exploration Private Limited, have been converted into Public Limited Company under Section 18 of the Companies Act, 2013 on 17.11.2017, hence the name of the company is changed to South West Pinnacle Exploration Limited. Company got listed with National Stock Exchange-Emerge (SME Growth Platform) vide NSE Approval Letter No. NSE/LIST/34544 dated January 23, 2018.

The Company is an ISO 9001:2015 certified, providing end to end drilling, exploration and allied services to coal, ferrous, non-ferrous, atomic and base metal mining industries and water & unconventional energy industries. Company also provides consultancy for geological field services and allied services and has an in-house team of geoscientists for providing integrated exploration services including geophysical logging, surface geophysical & topographic surveys.

The Company has added new domain of aquifer mapping for Hydro-geological organisations in India for determining the quantity and quality of groundwater in a particular area, viz., water level, productivity and concentration of various chemicals in groundwater. This helps in identifying zones for groundwater development, groundwater recharge, rainwater harvesting etc. Apart, the company has recently forayed into new domain of 2D/3D Seismic Data Acquisition and Processing, which has great potential due to growing needs of energy resources in our country and Government of India is supporting this cause in a big way.

### A. SIGNIFICANT ACCOUNTING POLICIES

#### a) Basis of preparation

These financial statements of the Company have been prepared in accordance with Indian Accounting Standards (Ind AS) notified under the Companies (Indian Accounting Standards) Rules, 2015 (as amended from time to time) and presentation requirements of Division II of Schedule III to the Companies Act, 2013, (Ind AS compliant Schedule III). These standalone financial statements are presented in INR Lakhs and all values are rounded to the nearest lakhs, except when otherwise indicated.

#### b) Current versus non-current classification

The Company presents assets and liabilities in the balance sheet based on current/non- current classification. An asset is treated as current when it is:

- (i) Expected to be realized or intended to be sold or consumed in normal operating cycle
- (ii) Held primarily for purpose of trading
- (iii) Expected to be realized within twelve months after the reporting period, or
- (iv) Cash or cash equivalent unless restricted from being exchanged or used to settle a liability for at least twelve months after the reporting period.

All other assets are classified as non-current. A liability is current when:

- (i) It is expected to be settled in normal operating cycle
- (ii) It is held primarily for purpose of trading
- (iii) It is due to be settled within twelve months after the reporting period, or
- (iv) There is no unconditional right to defer the settlement of the liability for at least twelve months after the reporting period.

All other liabilities are classified as non-current.

Deferred tax assets and deferred tax liabilities are classified as non- current assets and liabilities.

The operating cycle is the time between the acquisition of assets for processing and their realization in cash and cash equivalents. The Company has identified twelve months as its operating cycle.

## c) Use of estimates and judgements

The preparation of standalone financial statements in conformity with the recognition and measurement principles of Ind AS requires the management to make estimates and assumptions that affect the balances of assets and liabilities, disclosures of contingent liabilities as at the date of the standalone financial statements and the reported amounts of income and expenses for the periods presented. The Company has a policy to review these estimates and underlying assumptions on an ongoing basis. Revisions to accounting estimates are recognized in the period in which the estimates are revised and future periods are affected.

## d) Revenue recognition

Revenue in the Statement of Profit and Loss of the company arising in the course of activities which includes rendering of services, sale of Goods and use by others of resources of the enterprise yielding interest and rentals, have been recognized as per Ind-AS 115 on "Revenue from contract with customers.

### (i) Rendering of Services

Service income is recognized as per the terms of contracts with the customers when the related services are performed or the agreed milestones are achieved and are net of GST, wherever applicable.

Revenue is recognized with reference to the performance of each service in a particular month as per terms of contract with the clients upon fulfillment of performance obligations. Such revenues are under fixed price contracts, where there is no uncertainty towards measurement or collectability of consideration.

Uncompleted services as on the year/ quarter end are classified as Unbilled Revenue. Such revenue is one which has been earned in the current accounting period by fulfilling performance obligations but in respect of which no enforceable claim has become due to the company during the said period.

Revenues are shown net of returns, GST, discounts and allowances as applicable.

### (ii) Goods

Revenue from sale of products is recognized when the control on the goods have been transferred to the customer. The performance obligation in case of sale of product is satisfied at a point in time i.e., when the material is shipped to the customer or on delivery to the customer, as may be specified in the contract.

Revenue from the sale of goods is measured at the fair value of the consideration received or receivable, net of returns and allowances, trade discounts and volume rebates/claims etc. Sales exclude Value added tax/s / Goods & Service Tax etc.

### (iii) Other income

Other income comprises interest income on deposits, dividend income and gains / (losses) on disposal of investments. Interest income is recognized using the effective interest method. Dividend income is recognized when the right to receive payment is established.

## e) Employee Benefits Expense

### Short Term Employee Benefits obligation

All employee benefits payable wholly within twelve months of rendering the service are classified as short-term employee benefits. The undiscounted amount of short term employee benefits expected to be paid in exchange for the services rendered by employees are recognized as an expense during the period when the employees render the services. These benefits include compensated absences and performance incentives.

## Other long-term Employee Benefit obligations

The liabilities for earned leave which are not expected to be settled wholly within 12 months after the end of the period in which the employees render the related service are measured on the basis of independent actuarial valuation certificate as the present value of the expected future payments to be made in respect of service provided by the employees up to the end of the reporting period.

## Defined Contribution Plans

A defined contribution plan is a post-employment benefit plan under which the Company pays specified contributions to a separate entity. The Company makes specified monthly contributions towards Provident Fund, and Pension Scheme. The Company's contribution is recognized as an expense in the Statement of Profit and Loss during the period in which the employee renders the related service.

## Defined Benefit Plans

The Company pays gratuity to the eligible employees in accordance with the payment of Gratuity act, 1972. The liability recognized in the balance sheet in respect of defined benefit gratuity plan is the present value of the defined benefit obligation at the end of the reporting period. The defined benefit obligations are calculated at the end of the reporting period by actuaries using the projected unit credit method. Re-measurement of defined benefit plans in respect of post-employment are charged to the Other Comprehensive Income.

## f) Property, Plant and Equipment

### (i) Measurement

Items of Property, plant and equipment, are measured at cost (which includes capitalized borrowing costs, if any) less accumulated depreciation and accumulated impairment losses, if any.

Cost of an item of property, plant and equipment includes its purchase price, duties, taxes, after deducting trade discounts and rebates, any directly attributable cost of bringing the item to its working condition for its intended use and estimated costs of dismantling and removing the item and restoring the site on which it is located.

The cost of a self-constructed item of property, plant and equipment comprises the cost of materials, direct labour and any other costs directly attributable to bringing the item to its intended working condition and estimated costs of dismantling, removing and restoring the site on which it is located, wherever applicable.

If significant parts of an item of property, plant and equipment have different useful lives, then they are accounted for as separate items (major components) of property, plant and equipment.

Any gain or loss on disposal of an item of property, plant and equipment is recognized in profit or loss.

### (ii) Subsequent expenditure

Subsequent expenditure is capitalized only if it is probable that it will increase the future economic benefits from the existing asset beyond its previously assessed standard of performance/life. All other expenses on existing Property, plants and equipment, including day to day repair and maintenance and cost of replacing parts are charged to the Statement of Profit and Loss for the period during which such expenses are incurred.

### (iii) Derecognition

An item of Property, plant and equipment is derecognized upon its disposal or when no future economic benefit is expected to arise from its continued use. Any gain or loss arising on the same (calculated as the difference between the net disposal proceeds and its carrying amount) is recognized in the Statement of Profit and Loss in the period the item is derecognized.



## (iv) Depreciation

Depreciation is calculated on cost of items of Property, plant and equipment less their estimated residual value using Written down value method over the useful lives of assets and is recognized in the Statement of profit and loss. Assets acquired under finance lease are depreciated over the shorter of the lease term and their useful lives unless it is reasonably certain that the Company will obtain ownership by the end of the lease term. Depreciation for assets purchased / sold during the period is proportionately charged. Depreciation is provided based on useful life of the assets as prescribed in Schedule II to the Companies Act, 2013

The residual values, useful lives and methods of depreciation of property, plant and equipment are reviewed at each financial year-end and adjusted prospectively, if appropriate.

## (v) Reclassification to investment property

When the use of a property changes from owner-occupied to investment property, the property is reclassified as investment property at its carrying amount on the date of classification.

## (vi) Capital work-in-progress includes cost of property, plant and equipment under installation / under development as at the balance sheet date.

## g) Investment Properties

Investment property is property held either to earn rental income or for capital appreciation or for both, but not for sale in the ordinary course of business, use in the production or supply of goods or services or for administrative purposes. Upon initial recognition, an investment property is measured at cost. Subsequent to initial recognition, investment property is measured at cost less accumulated depreciation and accumulated impairment losses, if any.

Any gain or loss on disposal of an investment property is recognized in Statement of Profit and loss. Investment properties are depreciated using Written down value method over their estimated useful life.

Investment properties are derecognized either when they have been disposed of or when they are permanently withdrawn from use and no future economic benefit is expected from their disposal. The difference between the net disposal proceeds and the carrying amount of the asset is recognized in profit or loss in the period of derecognition.

The fair values of investment property is disclosed in the notes accompanying these financial statements. Fair values is determined by an independent valuer who holds a recognized and relevant professional qualification and has recent experience in the location and category of the Investment property being valued.

## h) Impairment of Non-financial Assets

The Company assesses, at each reporting date, whether there is an indication that an asset may be impaired. If any indication exists, or when annual impairment testing for an asset is required, the Company estimates the asset's recoverable amount. An asset's recoverable amount is the higher of an asset's or cash-generating unit's (CGU) fair value less costs of disposal and its value in use. Recoverable amount is determined for an individual asset, unless the asset does not generate cash inflows that are largely independent of those from other assets or groups of assets. Where the carrying amount of an asset or CGU exceeds its recoverable amount, the asset is considered impaired and is written down to its recoverable amount.

In assessing value in use, the estimated future cash flows are discounted to their present value using a pre-tax discount rate that reflects current market assessments of the time value of money and the risks specific to the asset. In determining fair value less costs of disposal, recent market transactions are taken into account, if available.

If no such transactions can be identified, an appropriate valuation model is used. Impairment losses including impairment on inventories are recognized in the Statement of profit and loss. After impairment, depreciation is provided on the revised carrying amount of the asset over its remaining useful life.

## **i) Investment in Subsidiaries and Joint venture**

Investment in Subsidiaries and Joint ventures are shown at cost in accordance with the option available in Ind AS 27, Separate Financial Statements". Where the carrying amount of an investment is greater than its estimated recoverable amount, it is written down immediately to its recoverable amount and the difference is transferred to the Statement of Profit and Loss. Upon disposal of investment, the difference between the net disposal proceeds and the carrying amount is credited or charged to the Statement of Profit and Loss.

## **j) Leasehold Improvements**

Leasehold Improvements are carried at historical cost. Such cost includes purchase price, borrowing cost and any cost directly attributable to bringing the assets to its working condition for its intended use.

Subsequent costs are included in the asset's carrying amount or recognized as a separate asset, as appropriate, only when it is probable that future economic benefits associated with the item will flow to the entity and the cost can be measured reliably.

Depreciation on leasehold improvements are provided using straight line method based on management estimate of useful life of the assets. Gains or losses arising from de-recognition of leasehold improvements are measured as the difference between the net disposal proceeds and the carrying amount of the asset and are recognized in the Statement of profit and loss when the asset is derecognized.

## **k) Cash and Cash Equivalents**

Cash and cash equivalent in the balance sheet and in the Statement of Cash flows comprise of cash in hand and balance with banks in current accounts.

## **l) Borrowing Costs**

Borrowing cost includes interest and other costs incurred in connection with the borrowing of funds and charged to Statement of Profit & Loss on the basis of effective interest rate (EIR) method. Borrowing cost also includes exchange differences to the extent regarded as an adjustment to the borrowing cost.

Borrowing costs directly attributable to the acquisition, construction or production of an asset that necessarily takes a substantial period of time to get ready for its intended use or sale are capitalized as part of the cost of the respective asset. All other borrowing costs are recognized as expense in the period in which they occur.

## **m) Exceptional Items**

Exceptional items are transactions which due to their size or incidence are separately disclosed to enable a full understanding of the Company's financial performance. Items which may be considered exceptional are significant restructuring charges, gains or losses on disposal of investments in subsidiaries, associates and joint venture and impairment losses/ write down in value of investment in subsidiaries, associates and joint venture and significant disposal of fixed assets etc.

## **n) Inventories**

Company's inventory are the assets in the form of materials or supplies to be consumed in the rendering of services and accounting policies adopted in measuring inventories, including the cost formula used are below as per IND- AS-2 on "Inventories": -

### **i) Measurement of inventories**

Inventories are valued at lower of cost or net realizable value.

### **Cost of inventories**

The cost of inventories comprises all costs of purchase and other costs incurred in bringing the inventories to their present location and condition.

The costs of purchase consist of the purchase price including duties and taxes (other than those subsequently recoverable by the company from the taxing authorities), freight inwards and other expenditure directly attributable to the acquisition. Trade discounts, rebates, duty drawbacks and other similar items are deducted in determining the costs of purchase.

Other costs are included in the cost of inventories only to the extent that they are incurred in bringing the inventories to their present location and condition.

## **(ii) Cost formulas**

The cost of inventories been assigned by using the first-in, first-out (FIFO) formula to reflect the fairest possible approximation to the cost incurred in bringing the items of inventory to their present location. This formula assumes that the items of inventory which were purchased or produced first are consumed or sold first, and consequently the items remaining in inventory at the end of the period are those most recently purchased or produced.

## **o) Provisions and Contingent Liabilities**

Provision is recognized when the Company has a present obligation as a result of past event, it is probable that an outflow of resources embodying economic benefits will be required to settle the obligation, in respect of which a reliable estimate can be made. Provisions are not discounted to its present value and are determined based on best estimate of the expenditure required to settle the obligation at the Balance Sheet date. These are reviewed at each Balance Sheet date and adjusted to reflect the current best estimate.

Contingent liabilities are disclosed when there is a possible obligation arising from past events, the existence of which will be confirmed only by the occurrence or nonoccurrence of one or more uncertain future events not wholly within the control of the Company or a present obligation that arises from past events where it is either not probable that an outflow of resources will be required to settle or a reliable estimate of the amount cannot be made.

## **p) Dividend Distribution**

The Company recognizes a liability to make the payment of dividend to owners of equity, when the distribution is authorized and the distribution of the same is no longer at the discretion of the Company. As per the corporate laws in India, a distribution is authorized when it is approved by the shareholders. A corresponding amount is recognized directly in equity.

## **q) Tax Expense**

Income tax expense represents the sum of the tax currently payable and deferred tax. Current tax and deferred tax is recognized in the Profit and Loss except when it relates to items that are recognized in Other Comprehensive Income.

### **Current tax**

Current tax is the amount of expected tax payable based on the taxable profit for the year as determined in accordance with the applicable tax rates and the provisions of the Income Tax Act, 1961.

### **Deferred tax**

Deferred tax is recognized using the Balance Sheet approach. It represents temporary differences between the carrying amounts of assets and liabilities in the financial statements and the corresponding tax bases used in the computation of taxable profit. Deferred tax liabilities are recognized for all taxable temporary differences. Deferred tax assets are recognized for all deductible temporary differences to the extent that it is probable that taxable profits will be available against which those deductible temporary differences can be utilised. Such deferred tax assets and liabilities are not recognized if the temporary difference arises from the initial recognition (other than in a business combination) of assets and liabilities in a transaction that affects neither the taxable profit nor the accounting profit. In addition, deferred tax liabilities are not recognized if the temporary difference arises from the initial recognition of goodwill. The carrying amount of deferred tax assets is reviewed at the end of each reporting year and reduced to the extent that it is no longer probable that sufficient taxable profits will be available to allow all or part of the asset to be recovered.

Minimum Alternate Tax (MAT) paid in accordance with the tax laws, which gives future economic benefits in the form of adjustment to future income tax liability, is considered as a Deferred tax asset if there is convincing evidence that the Company will pay normal income tax in future years. Accordingly, MAT is recognized as an asset in the Balance Sheet when it is probable that future economic benefit associated with it will flow to the Company.

Deferred tax assets and liabilities are measured at the tax rates that are expected to apply in the year in which the liability is settled or the asset realized, based on tax rates (and tax laws) that have been enacted or substantively enacted by the end of the reporting year.

Deferred tax assets and deferred tax liabilities are offset if a legally enforceable right exists to set off current tax assets against current tax liabilities and the deferred taxes relate to the same taxable entity and the same taxation authority.

## **r) Government Grants**

Government Grants are recognized at their fair value when there is reasonable assurance that the grant will be received and all the attached conditions will be complied with.

When the grant relates to an expense item, it is recognized as income on a systematic basis over the periods that the related costs, for which it is intended to compensate, are expensed. Government grant related to the non-monetary asset are recognized at nominal value and presented by deducting the same from carrying amount of related asset and the grant is then recognized in profit or loss over the useful life of the depreciable asset by way of a reduced depreciation charge.

## **s) Foreign Exchange Transaction and translation**

Items included in the standalone financial statements are measured using the currency of the primary economic environment in which the entity operates („the functional currency“). The standalone financial statements are presented in Indian Rupee (INR), which is Company’s functional and presentation currency. Foreign currency transactions are translated into the functional currency using the exchange rate prevailing on the date of transaction. Monetary assets and liabilities denominated in foreign currencies are translated at the functional currency closing rates of exchange at the reporting date. Exchange differences arising on settlement or translation of monetary items are recognized in Statement of Profit and Loss except to the extent of exchange differences which are regarded as an adjustment to interest costs on foreign currency borrowings that are directly attributable to the acquisition or construction of qualifying assets, are capitalized as cost of assets. Non-monetary items that are measured in terms of historical cost in a foreign currency are recorded using the exchange rates prevalent on the date of the transaction. Non-monetary items measured at fair value in a foreign currency are translated using the exchange rates prevalent on the date when the fair value was measured. The gain or loss arising on translation of non-monetary items measured at fair value is treated in line with the recognition of the gain or loss on the change in fair value of the item.

## **t) Leases**

The Company assesses each contract at its inception whether a contract is, or contains, a lease. That is, if the contract conveys the right to control the use of an identified asset for certain period of time in exchange of some consideration.

### **Company as a Lessee**

The Company’s leased asset classes primarily comprise of lease for building. The Company assesses whether a contract contains a lease, at inception of a contract. A contract is, or contains, a lease if the contract conveys the right to control the use of an identified asset for a period of time in exchange of some consideration. To assess whether a contract conveys the right to control the use of an identified asset, the Company assesses whether: (i) the contract involves the use of an identified asset (ii) the Company has substantially reaped all of the economic benefits from use of the asset over the period of the lease and (iii) the Company has the right to direct the mode of use of the asset.

The Company applies a single recognition and measurement approach for all leases, except for short-term leases and leases of low-value assets. For these short-term and low value leases, the Company recognizes the lease payments as an operating expense on a straight-line basis over the term of the lease. The Company recognizes lease liabilities to make lease payments and Right-of-use assets representing the right to use the underlying assets as below :-

### **Right-of-use assets**

The Company recognizes Right-of-use assets at the commencement date of the lease (i.e., the date the underlying asset is available for use). Right-of-use assets are measured at cost, less any accumulated depreciation and impairment losses, and adjusted for any remeasurement of lease liabilities. The cost of right-of-use assets includes the amount of lease liabilities recognized, initial direct costs incurred, and lease payments made at or before the commencement date less any lease incentives received. Right-of-use assets are depreciated on a straight-line basis over the lease term.

## Lease Liabilities

At the commencement date of the lease, the Company recognizes lease liabilities measured at the present value of lease payments to be made over the lease term. The lease payments include fixed payments (including in substance fixed payments) less any lease incentives receivable, variable lease payments that depend on an index or a rate, and amounts expected to be paid under residual value guarantees. The lease payments also include the exercise price of a purchase option reasonably certain to be exercised by the Company and payments of penalties for terminating the lease, if the lease term reflects the Company exercising the option to terminate. Variable lease payments that do not depend on an index or a rate are recognized as expenses (unless they are incurred to produce inventories) in the period in which the event or condition that triggers the payment occurs.

In calculating the present value of lease payments, the Company uses its incremental borrowing rate at the lease commencement date because the interest rate implicit in the lease is not readily determinable. After the commencement date, the amount of lease liabilities is increased to reflect the accretion of interest and reduced for the lease payments made. In addition, the carrying amount of lease liabilities is remeasured if there is a modification, a change in the lease term, a change in the lease payments (e.g., changes to future payments resulting from a change in an index or rate used to determine such lease payments) or a change in the assessment of an option to purchase the underlying asset.

The Company's lease liabilities are included in other current and non-current financial liabilities.

## Short-term leases and leases of low-value assets

The Company applies the short-term lease recognition exemption to its short-term leases (i.e., those leases that have a lease term of 12 months or less from the commencement date and do not contain a purchase option). It also applies the lease of low-value assets recognition exemption to leases that are considered to be low value. Lease payments on short-term leases and leases of low-value assets are recognized as expense on a straight-line basis over the lease term.

## Company as a Lessor

Leases for which the Company is a lessor is classified as finance or operating lease. Leases in which the Company does not transfer substantially all the risks and rewards incidental to ownership of an asset are classified as operating leases. Rental income arising is accounted for on a straight-line basis over the lease terms. Initial direct costs incurred in negotiating and arranging an operating lease are added to the carrying amount of the leased asset and recognized over the lease term on the same basis as rental income. Contingent rents are recognized as revenue in the period in which they are earned.

## u) Financial Instruments

A financial instrument is any contract that gives rise to a financial asset of one entity and a financial liability or equity instrument of another entity.

### (i) Financial Assets

The Company classifies its financial assets in the following measurement categories:

- Those to be measured subsequently at fair value (either through other comprehensive income, or through profit or loss)
- Those measured at amortized cost

The classification of financial assets at initial recognition depends on the financial asset's contractual cash flow characteristics and the Company's business model for managing them.

### Initial recognition and measurement

In order for a financial asset to be classified and measured at amortized cost or fair value through OCI, it needs to give rise to cash flows that are „solely payments of principal and interest (SPPI)“ on the principal amount outstanding. This assessment is referred to as the SPPI test and is performed at an instrument level. Financial assets with cash flows that are not SPPI are classified and measured at fair value through profit or loss, irrespective of the business model.



The Company's business model for managing financial assets refers to how it manages its financial assets in order to generate cash flows. The business model determines whether cash flows will result from collecting contractual cash flows, selling the financial assets, or both.

Financial assets classified and measured at amortized cost are held within a business model with the objective to hold financial assets in order to collect contractual cash flows while financial assets classified and measured at fair value through OCI are held within a business model with the objective of both holding to collect contractual cash flows and selling.

## Subsequent measurement

For purposes of subsequent measurement financial assets are classified in following categories:

- Financial assets at amortized cost
- Financial assets at fair value through other comprehensive income (FVTOCI) with recycling of cumulative gains and losses (debt instruments)
- Financial assets designated at fair value through OCI with no recycling of cumulative gains and losses upon derecognition (equity instruments)
- Financial assets at fair value through profit or loss

## Financial assets at amortized cost

A financial asset is measured at the amortized cost if both the following conditions are met:

**Business Model Test:** The objective is to hold the financial asset to collect the contractual cash flows (rather than to sell the instrument prior to its contractual maturity to realize its fair value changes) and;

**Cash flow characteristics test:** The contractual terms of the financial asset give rise on specific dates to cash flows that are solely payments of principal and interest on principal amount outstanding.

This category is most relevant to the Company. After initial measurement, such financial assets are subsequently measured at amortized cost using the effective interest rate (EIR) method. Amortized cost is calculated by taking into account any discount or premium on acquisition and fees or costs that are an integral part of EIR. EIR is the rate that exactly discounts the estimated future cash receipts over the expected life of the financial instrument or a shorter period, where appropriate, to the gross carrying amount of the financial asset. When calculating the effective interest rate, the Company estimates the expected cash flows by considering all the contractual terms of the financial instrument but does not consider the expected credit losses. The EIR amortization is included in other income in profit or loss. The losses arising from impairment are recognized in the profit or loss. This category general applies to trade and other receivables.

## Financial assets at fair value through profit or loss

Financial assets at fair value through profit or loss are carried in the balance sheet at fair value with net changes in fair value recognized in the statement of profit and loss.

## Financial assets designated at fair value through Other Comprehensive Income (OCI)

Upon initial recognition, the Company can elect to classify irrevocably its equity investments as equity instruments designated at fair value through OCI when they meet the definition of equity under Ind AS 32 Financial Instruments: Presentation and are not held for trading. The classification is determined on an instrument-by-instrument basis. Equity instruments which are held for trading and contingent consideration recognized by an acquirer in a business combination to which Ind AS103 applies are classified as at FVTPL.

Gains and losses on these financial assets are never recycled to profit or loss. Dividends are recognized as other income in the statement of profit and loss when the right of payment has been established, except when the Company benefits from such proceeds as a recovery of part of the cost of the financial asset, in which case, such gains are recorded in OCI. Equity instruments designated at fair value through OCI are not subject to impairment assessment.

## Derecognition

A financial asset (or, where applicable, a part of a financial asset or part of a Company of similar financial assets) is primarily derecognized (i.e. removed from the Company's statement of financial position) when:

- The rights to receive cash flows from the asset have expired, or the Company has transferred its rights to receive cash flows from the asset or has assumed an obligation to pay the received cash flows in full without material delay to a third party under a "pass through" arrangement and either;
- the Company has transferred substantially all the risks and rewards of the asset, or
- the Company has neither transferred nor retained substantially all the risks and rewards of the asset, but has transferred control of the asset.

When the Company has transferred its rights to receive cash flows from an asset or has entered into a pass-through arrangement, it evaluates if and to what extent it has retained the risks and rewards of ownership. When it has neither transferred nor retained substantially all of the risks and rewards of the asset, nor transferred control of the asset, the Company continues to recognize the transferred asset to the extent of the Company's continuing involvement. In that case, the Company also recognizes an associated liability. The transferred asset and the associated liability are measured on a basis that reflects the right and obligations that the Company has retained.

## Impairment of financial assets

In accordance with IND AS 109, the Company applies expected credit losses (ECL) model for measurement and recognition of impairment loss on the following financial asset and credit risk exposure

- Financial assets measured at amortized cost;
- Financial assets measured at fair value through other comprehensive income(FVTOCI);

ECLs are based on the difference between the contractual cash flows due in accordance with the contract and all the cash flows that the Company expects to receive, discounted at an approximation of the original effective interest rate. The expected cash flows will include cash flows from the sale of collateral held or other credit enhancements that are integral to the contractual terms.

ECLs are recognized in two stages. For credit exposures for which there has not been a significant increase in credit risk since initial recognition, ECLs are provided for credit losses that result from default events that are possible within the next 12-months (a 12-month ECL). For those credit exposures for which there has been a significant increase in credit risk since initial recognition, a loss allowance is required for credit losses expected over the remaining life of the exposure, irrespective of the timing of the default (a lifetime ECL).

The Company follows "simplified approach" for recognition of impairment loss allowance on:

- Trade receivables or contract revenue receivables without significant financial element;
- All lease receivables resulting from the transactions within the scope of Ind AS 116 –Leases

Under the simplified approach, the Company does not track changes in credit risk. Rather, it recognizes impairment loss allowance based on lifetime ECLs at each reporting date, right from its initial recognition. The Company uses a provision matrix to determine impairment loss allowance on the portfolio of trade receivables. The provision matrix is based on its historically observed default rates over the expected life of trade receivable and is adjusted for forward looking estimates. At every reporting date, the historical observed default rates are updated and changes in the forward looking estimates are analyzed.

ECL impairment loss allowance (or reversal) recognized during the period is recognized as income/ expense in the statement of profit and loss. This amount is reflected under the head „other expenses“ in the statement of profit and loss.

## (ii) Financial liabilities:

### Initial recognition and measurement

Financial liabilities are classified at initial recognition as financial liabilities at fair value through profit or loss, loans and borrowings, and payables, net of directly attributable transaction costs. All financial liabilities are recognized initially at fair

value and, in the case of loans and borrowings and payables, net of directly attributable transaction costs. The Company financial liabilities include loans and borrowings, trade payables, trade deposits, retention money, liabilities towards services, sales incentive and other payables.

## Subsequent measurement

For purposes of subsequent measurement, financial liabilities are classified in two categories:

- Financial liabilities at fair value through profit or loss
- Financial liabilities at amortized cost (loans and borrowings)

## Financial liabilities at Fair value through profit or loss

Financial liabilities at fair value through profit or loss include financial liabilities held for trading and financial liabilities designated upon initial recognition as at fair value through profit or loss. Financial liabilities are classified as held for trading if they are incurred for the purpose of repurchasing in the near term. This category also includes derivative financial instruments.

Gains or losses on liabilities held for trading are recognized in the statement of profit and loss.

Financial liabilities designated upon initial recognition at fair value through profit or loss are designated as such at the initial date of recognition, and only if the criteria in IND AS 109 are satisfied. For liabilities designated as FVTPL, fair value gains/ losses attributable to changes in own credit risk are recognized in OCI. These gains/ loss are not subsequently transferred to profit and loss. All other changes in fair value of such liability are recognized in the statement of profit or loss. The Company has not designated any financial liability as at fair value through profit and loss.

## Financial liabilities at Amortized cost

After initial recognition, interest-bearing borrowings are subsequently measured at amortized cost using the Effective interest rate method. Gains and losses are recognized in profit or loss when the liabilities are derecognized as well as through the Effective interest rate amortization process. Amortized cost is calculated by taking into account any discount or premium on acquisition and fees or costs that are an integral part of the Effective interest rate. The Effective interest rate amortization is included as finance costs in the statement of profit and loss.

## Trade Payables

These amounts represents liabilities for goods and services provided to the Company prior to the end of financial year which are unpaid. The amounts are unsecured and are usually paid within 30 to 120 days of recognition. Trade and other payables are presented as current liabilities unless payment is not due within 12 months after the reporting period. They are recognized initially at fair value and subsequently measured at amortized cost using Effective interest rate method.

## Derecognition

A financial liability is derecognized when the obligation under the liability is discharged or cancelled or expires. When an existing financial liability is replaced by another from the same lender on substantially different terms, or the terms of an existing liability are substantially modified, such an exchange or modification is treated as the derecognition of the original liability and the recognition of a new liability. The difference in the respective carrying amounts is recognized in the statement of profit and loss.

## Offsetting of financial instruments

Financials assets and financial liabilities are offset and the net amount is reported in the balance sheet if there is a currently enforceable legal right to offset the recognized amounts and there is an intention to settle on a net basis, to realize the assets and settle the liabilities simultaneously.

## v) Earning per Share

Basic earnings per share are calculated by dividing the net profit or loss for the period attributable to equity shareholders by the weighted average number of equity shares outstanding during the period. The weighted average number of equity shares outstanding during the period is adjusted for events such as bonus issue, bonus element in a rights issue, share split, and reverse share split (consolidation of shares) that have changed the number of equity shares outstanding, without a corresponding change in resources.

For the purpose of calculating diluted earnings per share, the net profit or loss for the period attributable to equity shareholders and the weighted average number of shares outstanding during the period are adjusted for the effect of all potentially dilutive equity shares.

## w) Fair value measurement

The Company measures financial instruments at fair value at each balance sheet date.

Fair value is the price that would be received to sell an asset or paid to transfer a liability in an ordinary transaction between market participants at the measurement date. The fair value measurement is based on the presumption that the transaction to sell the asset or transfer the liability takes place either:

- (i) In the principal market for asset or liability, or
- (ii) In the absence of a principal market, in the most advantageous market for the asset or liability.

The principal or the most advantageous market must be accessible by the Company.

A fair value measurement of a non-financial asset takes into account a market participant's ability to generate economic benefits by using the asset in its highest and best use or by selling it to another market participant that would use the asset in its highest and best use.

The Company uses valuation techniques that are appropriate in the circumstances and for which sufficient data are available to measure fair value, maximizing the use of relevant observable inputs and minimizing the use of unobservable inputs.

All assets and liabilities for which fair value is measured or disclosed in the financial statements are categorized within the fair value hierarchy, described as follows, based on the lowest level input that is significant to the fair value measurement as a whole:

Level 1- Quoted(unadjusted) market prices in active markets for identical assets or liabilities

Level 2- Valuation techniques for which the lowest level input that is significant to the fair value measurement is directly or indirectly observable

Level 3- Valuation techniques for which the lowest level input that is significant to the fair value measurement is unobservable

For assets and liabilities that are recognized in the financial statements on a recurring basis, the Company determines whether transfers have occurred between levels in the hierarchy by re-assessing categorization (based on the lowest level input that is significant to fair value measurement as a whole) at the end of each reporting period.

For the purpose of fair value disclosures, the Company has determined classes of assets and liabilities on the basis of the nature, characteristics and risks of the asset or liability and the level of the fair value hierarchy as explained above.

## x) Standards issued but not effective

There are no standards that are issued but not yet effective as on March 31, 2021.

## STANDALONE STATEMENT OF CHANGES IN EQUITY FOR THE YEAR ENDED 31ST MARCH, 2021

(All amounts in INR Lakhs, unless otherwise stated)

### A. Equity share capital

Balance as at 1st April, 2019	Movement during the year 2019-20	Balance as at 31st March, 2020	Movement during the year 2020-21	Balance as at 31st March, 2021
1,395.12	1,395.12	2,790.24	-	2,790.24

### B. Other equity

Particulars	Reserves & Surplus			Other comprehensive Income - Reserve	Total
	General Reserve	Security Premium Reserve	Retained Earnings	Gain on account of fair valuation of mutual fund	
<b>Balance as at 1st April, 2019</b>	<b>1,977.56</b>	<b>2,847.24</b>	<b>1,894.13</b>	<b>53.30</b>	<b>6,772.22</b>
Profit for the year	-	-	554.40	-	554.40
Other comprehensive income/(loss) for the year (net of income tax)	-	-	29.12	1.50	30.62
Applied for bonus issue	-	(1,395.12)	-	-	(1,395.12)
Dividend	-	-	(40.32)	-	(40.32)
Tax on dividend	-	-	(8.29)	-	(8.29)
<b>Balance as at 31st March, 2020</b>	<b>1,977.56</b>	<b>1,452.12</b>	<b>2,429.04</b>	<b>54.80</b>	<b>5,913.52</b>
Profit for the year	-	-	1,052.56	-	1,052.56
Other comprehensive income/(loss) for the year (net of income tax)	-	-	22.29	14.49	36.79
Dividend Paid	-	-	(35.33)	-	(35.33)
<b>Balance as at 31st March, 2021</b>	<b>1,977.56</b>	<b>1,452.12</b>	<b>3,468.57</b>	<b>69.30</b>	<b>6,967.55</b>

Significant Accounting Policies

1

See accompanying notes to the standalone financial statements

2 to 49

As per our report of even date attached

**For Doogar & Associates**

Chartered Accountants

FRN No. 000561N

**For and on behalf of the Board of Directors**

**Vardhman Doogar**

Partner

Membership No. 517347

**Vikas Jain**

Chairman & Managing Director

DIN : 00049217

**Piyush Jain**

Jt. Managing Director

DIN : 00049319

Place: Gurugram

Date: June 09, 2021

**Dinesh Agarwal**

Chief Financial Officer

**Vaishali**

Company Secretary

M.No.55248



**Notes to the Standalone Financial Statements for the year ended March 31, 2021**  
(All amounts in INR Lakhs, unless otherwise stated)

**Note 2. PROPERTY, PLANT AND EQUIPMENT**

Particulars	Plant & Equipment	Furniture & Fixtures	Office Equipment	Computers & Computer System	Vehicles	Electric Installations &	Leasehold Improvements	Total
<b>Gross carrying Amount</b>								
As at 1st April 2019	6,951.56	69.64	27.49	71.62	436.97	68.80	88.15	7,714.25
Additions	2,683.62	3.16	-	14.56	103.97	14.97	-	2,820.27
Disposals/Adjustments	313.30	-	-	-	80.17	-	-	393.47
As at 31st March 2020	9,321.88	72.80	27.49	86.18	460.78	83.78	88.15	10,141.05
Additions	671.80	8.61	0.07	9.65	23.34	3.91	-	717.38
Disposals/Adjustments	815.70	-	-	-	-	-	-	815.70
As at 31st March 2021	9,177.97	81.41	27.56	95.84	484.12	87.69	88.15	10,042.73
<b>Accumulated depreciation</b>								
As at 1st April 2019	3,626.35	57.69	25.09	60.84	313.31	56.41	27.21	4,166.89
Depreciation for the year	454.89	3.56	0.54	10.08	63.18	5.39	8.71	546.34
Disposal/Reversal	72.79	-	-	-	76.16	-	-	148.95
As at 31st March 2020	4,008.44	61.25	25.63	70.92	300.33	61.79	35.91	4,564.28
Depreciation for the year	573.55	3.33	0.29	10.56	48.38	5.75	6.53	648.39
Disposal/Reversal	410.71	-	-	-	-	-	-	410.71
As at 31st March 2021	4,171.28	64.58	25.92	81.48	348.71	67.55	42.44	4,801.96
<b>Net Carrying Amount</b>								
Net block as at 31st March 2020	5,313.43	11.55	1.87	15.26	160.45	21.98	52.24	5,576.77
Net block as at 31st March 2021	5,006.68	16.83	1.64	14.36	135.41	20.14	45.71	5,240.77

Refer Note 18 on Non-Current Borrowing for detail of Hypothecation

## NOTES TO THE STANDALONE FINANCIAL STATEMENTS FOR THE YEAR ENDED MARCH 31, 2021

(All amounts in INR Lakhs, unless otherwise stated)

### Note 3 : INVESTMENT PROPERTY (At cost)

Particulars	Investment Property	Total
<b><u>Gross carrying Amount</u></b>		
As at 1st April 2019	743.82	743.82
Additions	-	-
Disposals/Adjustments	-	-
As at 31st March 2020	743.82	743.82
Additions	-	-
Disposals/Adjustments	-	-
As at 31st March 2021	743.82	743.82
<b><u>Accumulated depreciation</u></b>		
As at 1st April 2019	225.22	225.22
Depreciation for the year	49.27	49.27
Disposal/Reversal	-	-
As at 31st March 2020	274.48	274.48
Depreciation for the year	44.59	44.59
Disposal/Reversal	-	-
As at 31st March 2021	319.07	319.07
<b><u>Net Carrying Amount</u></b>		
Net block as at 31st March 2020	469.34	469.34
Net block as at 31st March 2021	424.75	424.75

### Statement of profit and loss for Investment property

Particulars	For the year ended 31st March, 2021	For the year ended 31st March, 2020
<b>Amount recognised in profit or loss for Investment</b>		
Rental income derived from investment properties	120.08	120.08
Direct operating expenses (including repairs and maintenance) generating rental income	6.55	6.88
<b>Profit arising from investment properties before</b>	<b>113.53</b>	<b>113.21</b>
Less: Depreciation for the year	44.59	49.27
<b>Profit arising from investment properties</b>	<b>68.94</b>	<b>63.94</b>

\*World Health Organisation (WHO) declared outbreak of Coronavirus Disease (COVID-19) a global pandemic. Consequent to this, Government of India declared lockdown which has impacted the business activities of the Company. Therefore, the Company was unable to obtain independent valuation for its investment property as at March 31, 2021.

## NOTES TO THE STANDALONE FINANCIAL STATEMENTS FOR THE YEAR ENDED MARCH 31, 2021

(All amounts in INR Lakhs, unless otherwise stated)

### 4. RIGHT OF USE ASSET

Particulars	As at 31st March, 2021	As at 31st March, 2020
Opening Balance	198.52	236.06
Amortization/Adjustment during the year	40.96	37.54
<b>Total</b>	<b>157.56</b>	<b>198.52</b>

### 5. NON-CURRENT INVESTMENT

Particulars	As at 31st March, 2021	As at 31st March, 2020
<b>Financial assets carried at cost</b>		
Investment in equity instruments (Unquoted)		
(a) Investment in Subsidiaries		
i) 100% shares in Pilot Pipelines Private Limited (a)	42.38	42.38
ii) 100% shares in South West Oil Field Services Private Limited (b)	1.00	-
b) Investment in Joint Venture (c)		
35% shares in Alara Resources LLC	111.66	111.66
<b>Financial assets measured at fair value through other comprehensive income</b>		
Investment in Mutual Funds	183.12	161.50
<b>Total</b>	<b>338.16</b>	<b>315.54</b>

- (a) The company holds 5,00,000 shares of Rs.10/- each (5,00,000 shares as on 31.03.20) of Pilot Pipelines Private Limited (Formerly known as Pilot Infra Private Limited) which is an Indian Subsidiary with CIN No. U11100DL2013PTC260028 and having registered office at New Delhi.
- (b) The company holds 10,000 shares of Rs.10/- each (NILs as on 31.03.20) of South West Oil Field Services Private Limited which is an Indian Subsidiary with CIN No. U1429HR2020PTC091579 and having registered office at Delhi.
- (c) The company holds 52,500 shares for OMR 60,000 (52,500 shares as on 31.03.20) of Alara Resources LLC, a Foreign Jointly Controlled Entity with Company Registration no. 1095339 and having registered office in Muscat, The Sultanate of Oman.

### 6. OTHER FINANCIAL ASSET (NON-CURRENT)

Particulars	As at 31st March, 2021	As at 31st March, 2020
<b>Unsecured considered good- At amortised Cost</b>		
Security Deposit	9.15	8.25
Advance recoverable in cash or in kind	6.62	6.62
Fixed Deposits with banks more than twelve months maturity*	109.41	14.24
Other receivables	253.29	190.84
<b>Total</b>	<b>378.47</b>	<b>219.95</b>

\* These represent margin money deposited in Bank against Non-fund based facilities availed by the Company.

## 7. OTHER NON-CURRENT ASSETS

Particulars	As at 31st March, 2021	As at 31st March, 2020
<b>Unsecured considered good- At amortised Cost</b>		
Deposits with Statutory and Government authorities	1.91	0.72
Prepaid Expense	2.16	2.83
Capital Advance	1.11	-
<b>Total</b>	<b>5.18</b>	<b>3.55</b>

## 8. INVENTORIES

Particulars	As at 31st March, 2021	As at 31st March, 2020
Stores, Spares & Diesel ((a) & (b))	3,242.74	3,030.04
<b>Total</b>	<b>3,242.74</b>	<b>3,030.04</b>

### Note :

- Inventories are valued at Cost or Net realizable value whichever is lower
- Refer Note 23 on Current Borrowing for detail of Hypothecation

## 9. TRADE RECEIVABLES

Particulars	As at 31st March, 2021	As at 31st March, 2020
<b>Unsecured, Considered Good</b>		
i) Trade receivables	3,928.04	3,742.99
ii) Recievables for Unbilled Revenue	1,340.87	1,245.94
iii) Retentions*	762.13	566.05
<b>Total</b>	<b>6,031.04</b>	<b>5,554.98</b>

\*Retentions represent some small portion of billing retained which are paid upon satisfaction of conditions specified in the contract for payment of such amounts or until defects, if any, have been rectified and are expected to be realised within twelve months after the reporting date.

\*\* Refer Note 23 on Current Borrowing for detail of Hypothecation

## 10. CASH AND CASH EQUIVALENTS

Particulars	As at 31st March, 2021	As at 31st March, 2020
Cash on hand		
a) At Corporate Office	0.03	0.10
b) At Projects	7.77	30.37
Balances with Bank (In Current Accounts)	38.06	16.10
<b>Total</b>	<b>45.86</b>	<b>46.57</b>

## 11. BANK BALANCES OTHER THAN ABOVE

Particulars	As at 31st March, 2021	As at 31st March, 2020
Other bank balances		
Earmarked balances with banks*	623.88	378.25
<b>Total</b>	<b>623.88</b>	<b>378.25</b>

\* These represent margin money deposited in Bank against Non-fund based facilities availed by the Company.

## 12. LOANS (CURRENT)

Particulars	As at 31st March, 2021	As at 31st March, 2020
<b>Financial assets at amortized cost</b>		
Unsecured and considered good, unless otherwise stated		
Loans to related parties	540.29	381.03
<b>Total</b>	<b>540.29</b>	<b>381.03</b>

## 13. OTHER FINANCIAL ASSET (CURRENT)

Particulars	As at 31st March, 2021	As at 31st March, 2020
<b>Unsecured considered good- At amortised Cost</b>		
Security Deposit	75.37	7.53
Earnest Money Receivable	7.27	91.99
Advance recoverable in cash or in kind	1.02	2.57
Advance against Expenses	9.16	8.76
Advance to staff	11.51	6.31
<b>Total</b>	<b>104.33</b>	<b>117.16</b>

## 14. CURRENT TAX ASSET (NET)

Particulars	As at 31st March, 2021	As at 31st March, 2020
Advance payment of income tax (net of provision)	-	11.24
<b>Total</b>	<b>-</b>	<b>11.24</b>

## 15. OTHER CURRENT ASSETS

Particulars	As at 31st March, 2021	As at 31st March, 2020
<b>Unsecured considered good</b>		
Advance to suppliers	138.13	75.48
Prepaid Expenses	65.66	38.94
Balance with Government Authorities	227.14	136.03
Accrued Expenses	229.69	229.69
Others	83.28	-
<b>Total</b>	<b>743.90</b>	<b>480.14</b>

## 16. EQUITY SHARE CAPITAL

Particulars	As at 31st March, 2021		As at 31st March, 2020	
	No. of Shares	Amount	No. of Shares	Amount
<b>Authorised Capital</b>				
Equity shares of Rs. 10/- each	3,10,00,000	3,100.00	3,10,00,000	3,100.00
<b>Issued , Subscribed &amp; Paid up Capital</b>				
Equity shares of Rs. 10/- each	2,79,02,400	2,790.24	2,79,02,400	2,790.24

a) The details of Shareholders holding more than 5% shares (Equity shares of Rs.10/- Each) :

Shareholder	As at 31st March, 2021		As at 31st March, 2020	
	No. of Shares	% held	No. of Shares	% held
Vikas jain	92,58,539	33.18%	87,95,501	31.52%
Piyush jain	51,79,861	18.56%	47,81,600	17.14%
Gajraj jain (HUF)	46,00,000	16.49%	46,00,000	16.49%



b) The reconciliation of the number of shares outstanding is set out below

Particulars	As at 31st March, 2021	As at 31st March, 2020
Equity Shares at the beginning of the year	2,79,02,400	1,39,51,200
Add : Shares issued	-	1,39,51,200
<b>Equity Shares at the end of the year</b>	<b>2,79,02,400</b>	<b>2,79,02,400</b>

c) **Rights, preference and restrictions attached to shares**

The Company has one class of equity shares having a par value of Rs. 10/- each. Each holder of equity shares is entitled to one vote per share. The dividend proposed by the Board of Directors is subject to the approval of the shareholders in the ensuing annual general meeting. In the event of liquidation of the Company, the holders of equity shares will be entitled to receive any of the remaining assets of the Company, after distribution of all preferential amounts. The distribution will be in proportion to the number of equity shares held by the shareholders

d) **Ordinary Shares allotted as fully paid up Bonus Shares for the period of five years immediately preceding 31st March**

Particulars	As at 31st March, 2021	As at 31st March, 2020
	No. of Shares	No. of Shares
<b>Cummulative Bonus share issued</b>	<b>1,86,01,200</b>	<b>1,86,01,200</b>

## 17. OTHER EQUITY

Particulars	As at 31st March, 2021	As at 31st March, 2020
General Reserve	1,977.56	1,977.56
Security Premium	1,452.12	1,452.12
Retained Earnings	3,468.57	2,429.03
Other Comprehensive Income	69.30	54.80
<b>Total</b>	<b>6,967.55</b>	<b>5,913.51</b>

Particulars	As at 31st March, 2021	As at 31st March, 2020
<b>General Reserve</b>		
Balance at the beginning of the year	1,977.56	1,977.56
<b>Balance at the close of the year : A</b>	<b>1,977.56</b>	<b>1,977.56</b>
<b>Security Premium</b>		
Balance at the beginning of the year	1,452.12	2,847.24
Less : Applied for Bonus Issue	-	(1,395.12)
<b>Balance at the close of the year : B</b>	<b>1,452.12</b>	<b>1,452.12</b>
<b>Retained Earnings</b>		
Balance at the beginning of the year	2,429.04	1,894.13
Add: Profit for the year	1,052.56	554.40
Actuarial gain on account of remeasurement of defined benefit plan	22.29	29.12
Payment of Dividend	(35.33)	(40.32)
Dividend distribution tax	-	(8.29)
<b>Balance at the close of the year : C</b>	<b>3,468.57</b>	<b>2,429.04</b>
<b>Other Comprehensive Income</b>		
Balance at the beginning of the year	54.80	53.30
Gain on account of fair valuation of mutual fund	14.49	1.50
<b>Balance at the close of the year : D</b>	<b>69.30</b>	<b>54.80</b>
<b>Total : A+B+C+D</b>	<b>6,967.55</b>	<b>5,913.52</b>

**Nature and purpose of reserves :**

**General Reserve :** The general reserve is a free reserve which is used from time to time to transfer profits from retained earnings for appropriation purposes. As the general reserve is created by a transfer from one component of equity to another and is not an item of other comprehensive income, item included in the general reserve will not be reclassified subsequently to statement of profit and loss.

**Securities Premium :** Securities Premium Reserve was created consequent to issue of shares at a premium. The reserves can be utilised in accordance with section 52 of Companies Act, 2013

**Retained Earning :** Retained earnings represents the undistributed profits of the company.

**Other Comprehensive Income :** Reserve for equity instruments through other comprehensive income represents the cumulative gains and losses arising on the revaluation of equity instruments measured at fair value through other comprehensive income, net of amount reclassified to retained earnings when those assets have been disposed off.

**18. BORROWINGS (NON CURRENT)**

Particulars	As at 31st March, 2021	As at 31st March, 2020
<b>Secured - at amortised cost</b>		
<b>Terms Loans</b>		
From Banks <sup>(a)</sup>	879.17	911.94
From Non Banking Finance Companies <sup>(b)</sup>	-	173.13
<b>Total</b>	<b>879.17</b>	<b>1,085.07</b>

- a) Term loans from HDFC bank, ICICI bank and IndusInd bank, as mentioned above, are secured by hypothecation of Vehicles, Rigs, Mud Pumps, Compressor. commercial vehicles & Excavators funded by them and further secured by personal guarantees of directors. Amounts payable after 12 months of Balance Sheet date, are considered as Long Term and amounts payable within 12 months, have been disclosed as "Current maturities of Long term debt" under the note "Other financial liabilities-Current".
- b) Term loans from Tata Capital Financial Services Limited, as mentioned above, are secured by hypothecation of Rigs, Logging unit & Misc. assets funded by them and further secured by personal guarantee of promoter directors. Amounts payable after 12 months of Balance Sheet date, are considered as Long Term and amounts payable within 12 months, have been disclosed as "Current maturities of Long term debt" under the note "Other financial liabilities-Current".

**Terms of Repayment of Term Loans (including Current maturities of Non Current Borrowings) :**

Particulars	As at 31st March, 2021	As at 31st March, 2020
Interest rate terms	Linked with the lending rate declared by the financial institution from time to time	
Frequency of principal repayments	Monthly	
Next one year	1,435.20	1,248.10
One to five years	879.17	1,085.07
<b>Total</b>	<b>2,314.37</b>	<b>2,333.17</b>

**19. OTHER FINANCIAL LIABILITIES (NON-CURRENT)**

Particulars	As at 31st March, 2021	As at 31st March, 2020
<b>Financial liabilities at amortized cost</b>		
Security Deposit	3.86	3.53
<b>Total</b>	<b>3.86</b>	<b>3.53</b>

## 20. PROVISIONS - NON CURRENT

Particulars	As at 31st March, 2021	As at 31st March, 2020
Provision for employee benefits		
a) Gratuity (Refer Note-42)	25.62	18.58
b) Leave Encashment (Refer Note-42)	9.75	7.79
<b>Total</b>	<b>35.37</b>	<b>26.37</b>

## 21. DEFERRED TAX LIABILITIES (NET)

Particulars	As at 31st March, 2021	As at 31st March, 2020
Deferred tax liabilities	515.29	514.50
Deferred tax assets	(108.24)	(120.14)
<b>Net deferred tax liabilities/(Assets)</b>	<b>407.05</b>	<b>394.35</b>
<b>Movement during the year</b>		
Opening Balance	394.35	407.97
Charge / (Credit) to statement of Profit & Loss	4.53	(23.31)
Charge / (Credit) to Other Comprehensive Income	8.16	9.69
Closing Balance	<b>407.04</b>	<b>394.35</b>
<b>Total Deferred Tax Liability</b>	<b>407.04</b>	<b>394.35</b>
<b>Total</b>	<b>407.04</b>	<b>394.35</b>

\*Refer Note-41

## 22. OTHER NON-CURRENT LIABILITIES

Particulars	As at 31st March, 2021	As at 31st March, 2020
Advance rental income	24.42	25.47
<b>Total</b>	<b>24.42</b>	<b>25.47</b>

## 23. BORROWINGS - CURRENT

Particulars	As at 31st March, 2021	As at 31st March, 2020
<b>Loans repayable on demand (at amortised cost)</b>		
<b>Secured Loan</b>		
<b>From banks<sup>(a)</sup></b>		
Cash credit, Working capital demand loan and Drop line overdraft	1,743.22	1,456.18
Bill Discounted from Banks	400.00	371.11
<b>Unsecured Loan</b>		
From Related parties	5.20	142.71
From Other - Inter corporate loans	-	547.47
<b>Total</b>	<b>2,148.42</b>	<b>2,517.47</b>

(a) Cash credit, Working capital demand loan, Drop line overdraft and Bill discounting facilities of HDFC Bank limited and Cash credit facility of Axis Bank Limited are secured by hypothecation of company's entire stock, book debts and other receivables, security deposits and retention money with clients and further secured by personal guarantees of promoter directors and collateral owners and equitable mortgage of immovable properties situated in Gurugram (Haryana) and Ranchi (Jharkhand) and Rig machines.

(b) There is no default as on balance sheet date in repayment of loans and servicing of interest.

**24. TRADE PAYABLES**

Particulars	As at 31st March, 2021	As at 31st March, 2020
Total outstanding dues of Micro Enterprises and Small Enterprises*	-	52.93
Total outstanding dues of other than Micro Enterprises and Small	2,399.85	2,076.11
<b>Total</b>	<b>2,399.85</b>	<b>2,129.04</b>

\*Refer Note No.40

**25. OTHER FINANCIAL LIABILITIES (CURRENT)**

Particulars	As at 31st March, 2021	As at 31st March, 2020
<b>Financial liabilities at amortized cost</b>		
Current maturities of Non current borrowings (Refer note no. 18(a) &	1,435.20	1,248.10
Expenses payable	171.46	167.04
Interest accrued but not due on borrowings	12.52	8.79
Capital Creditors	39.77	8.50
Security Deposit	3.87	3.87
Other Payables	89.22	60.92
<b>Total</b>	<b>1,752.04</b>	<b>1,497.22</b>

**26. PROVISIONS - CURRENT**

Particulars	As at 31st March, 2021	As at 31st March, 2020
<b>Provision for Employee Benefits</b>		
a) Gratuity (Refer Note-42)	87.91	91.90
b) Leave Encashment (Refer Note-42)	1.39	3.69
<b>Total</b>	<b>89.30</b>	<b>95.59</b>

**27. CURRENT TAX LIABILITIES (NET)**

Particulars	As at 31st March, 2021	As at 31st March, 2020
Current tax liabilities (net of advance tax and TDS receivable)	109.43	-
<b>Total</b>	<b>109.43</b>	<b>-</b>

Refer Note-41

**28. OTHER CURRENT LIABILITIES**

Particulars	As at 31st March, 2021	As at 31st March, 2020
Statutory liabilities*	74.09	77.48
Others	1.10	1.37
<b>Total</b>	<b>75.19</b>	<b>78.85</b>

\*Statutory liabilities includes contribution to Provident fund and Employee state insurance corporation, Tax deducted/collected at source, Goods and service tax etc.

**29. REVENUE FROM OPERATIONS**

Particulars	For the year ended 31st March, 2021	For the year ended 31st March, 2020
<b>Sale of Products</b>		
Scrap & Other Sales	5.49	20.62
<b>Sale of Services</b>		
Billed Revenue		
From Exploration & Other Services <sup>(a)</sup>	8,886.73	7,096.84
Unbilled Revenue		
From Exploration Services <sup>(b)</sup>	1,340.87	1,245.94
<b>Total Revenue From Operation</b>	<b>10,233.09</b>	<b>8,363.40</b>

- (a) Includes revenue from leasing services amount to Rs.180.44 Lac (PY Rs.107.66 Lac)
- (b) It is part of revenue earned in current accounting period for which the regular billing could not be completed by the cut off date of 31st March, 2021 due to certain technical and other reasons beyond our control.

## 30. OTHER INCOME

Particulars	For the year ended 31st March, 2021	For the year ended 31st March, 2020
<b>Interest Income</b>		
From Fixed Deposits	29.71	26.59
<b>Other Non-operating Income</b>		
Net gain on foreign currency transaction & traslation	10.59	11.45
Gain on sale of assets	112.50	-
Rental income	129.08	125.33
Miscellaneous income	3.36	3.66
<b>Total</b>	<b>285.25</b>	<b>167.03</b>

## 31. COST OF MATERIALS CONSUMED

Particulars	For the year ended 31st March, 2021	For the year ended 31st March, 2020
Opening Inventory	3,030.04	2,754.04
Add: Purchases during the year	1,884.35	1,532.53
Less: Closing Inventory	(3,242.74)	(3,030.04)
<b>Total</b>	<b>1,671.65</b>	<b>1,256.53</b>

## 32. OPERATING EXPENSES

Particulars	For the year ended 31st March, 2021	For the year ended 31st March, 2020
Hire Charges	382.72	276.37
Repairs- Machines and vehicles	53.96	45.86
Consultancy Charges-Operations	81.22	79.82
Site Preparation, Running & Maintenance Cost	99.69	22.57
Goods & Machines Movement Charges	97.29	108.18
Project Management Charges	36.44	-
Local Conveyance, Boarding & Lodging Expenses	3.90	8.46
Electricity Charges	3.94	3.80
Work delay charges & Other Deductions	3.43	27.32
Postage & Telegram	1.35	1.59
Printing & Stationary	4.35	4.47
Cost of Sub-Contract Work & Technical Fees	3,321.98	2,476.29
Fooding Cost	127.90	149.95
Security Expenses- Operation	17.84	-
Others	4.27	8.65
<b>Total</b>	<b>4,240.28</b>	<b>3,213.34</b>

## 33. EMPLOYEE BENEFITS EXPENSES

Particulars	For the year ended 31st March, 2021	For the year ended 31st March, 2020
Salaries and wages	1,582.03	1,611.05
Contribution to Provident and other funds (Refer Note 42)	94.47	110.09
Staff welfare expenses	7.43	10.22
<b>Total</b>	<b>1,683.93</b>	<b>1,731.36</b>



## 34. FINANCE COST

Particulars	For the year ended 31st March, 2021	For the year ended 31st March, 2020
Interest expense	487.63	421.56
Other borrowing costs	6.11	31.77
<b>Total</b>	<b>493.74</b>	<b>453.33</b>

## 35. DEPRECIATION & AMORTIZATION EXPENSES

Particulars	For the year ended 31st March, 2021	For the year ended 31st March, 2020
Depreciation of Property, plant and equipment	648.39	546.34
Depreciation of Investment Property	44.59	49.27
Amortisation of Right of use assets	36.80	37.54
<b>Total</b>	<b>729.78</b>	<b>633.14</b>

## 36. OTHER EXPENSES

Particulars	For the year ended 31st March, 2021	For the year ended 31st March, 2020
Business Development Expenses	25.82	46.27
Legal, Professional & Consultancy Charges	67.30	112.91
Insurance Charges	32.77	36.09
Rentals	23.45	23.12
Cost of travel & Local Conveyance	24.25	44.17
Capital loss	-	98.68
Bank Charges	9.69	6.57
Expenditure on CSR Activities	26.17	24.07
Communication Expenses	8.43	9.41
Electricity & Water Charges	4.38	5.26
Interest on Taxes, Demands & Penalties	5.57	1.47
Web Server Hire Charges & Other IT Cost	4.71	2.35
Repair & Maintenance	11.53	9.24
Security Expenses	7.34	7.20
Expenses Related to Investment Property	6.55	6.88
Payment to Auditors*	3.70	3.20
Courier Charges	0.66	3.04
Printing & Stationary Expenses	2.15	7.75
Bad Debts Written Off	53.51	7.87
Miscellaneous Expenses	11.69	14.56
<b>Total</b>	<b>329.66</b>	<b>470.09</b>

### \*PAYMENT TO AUDITORS :

Particulars	For the year ended 31st March, 2021	For the year ended 31st March, 2020
Audit Fees	3.00	2.50
Limited Review & Other Services Fees	0.70	0.70
<b>Total</b>	<b>3.70</b>	<b>3.20</b>

## 37. EARNING PER SHARE (EPS)

Particulars	For the year ended 31st March, 2021	For the year ended 31st March, 2020
Profit attributable to the equity holders of the Company (A)	1,053	554.40
Weighted average number of equity shares (B)	2,79,02,400	2,79,02,400
Basic Earning per share (Rs)* (A/B)	3.77	1.99
Diluted earnings per share (Rs)(A/B)	3.77	1.99
Face Value per equity share (Rs.)	10.00	10.00

## 38. CONTINGENT LIABILITIES AND COMMITMENTS:

### A. Contingent Liabilities (to the extent not provided for)

Particulars	For the year ended 31st March, 2021	For the year ended 31st March, 2020
<b>i) Guarantees</b>		
Bank Guarantees	1,598.57	2,024.67
Corporate Guarantee for Subsidiary*	25.28	25.28
<b>Total</b>	<b>1,623.85</b>	<b>2,049.95</b>

\* Guarantee given for machine finance, amount financed Rs.358.27 Lac (Previous year Rs.358.27 Lac).

### ii) Other contingently liability

Particulars	For the year ended 31st March, 2021	For the year ended 31st March, 2020
Letter of Credits	17.61	-
Income Tax	189.39	189.39
VAT/WCT/Entry Tax	27.55	27.55
<b>Total</b>	<b>234.55</b>	<b>216.94</b>

### Detail of demand outstanding

Nature of statute	Nature of The dues	Amount as at 31st March, 2021	Period to which the amount relates	Forum where dispute is pending	Amount as at 31st March, 2020
Income Tax Act, 1961	Income Tax	5.09	A.Y. 2012-2013	The Commission of Income tax (Appeal)-8, New Delhi	5.09
Income Tax Act, 1961	Income Tax	92.31	A.Y. 2014-2015	Income tax-Order F. No. ACIT/CIR-24(1) 2016-17 Date 01.03.2017 Under Appeal	92.31
Income Tax Act, 1961	Income Tax	91.98	AY 2016-17	Appeal to the Commissioner of Income-tax (Appeals) CIT (A), Delhi- 8, Ack No. 409791771170119 dt 17.01.2019	91.98
Entry Tax	Entry Tax	18.24	01.04.2008 to 30.06.2018	Odisha Entry Tax, Order No.-1266 dt. 27.02.2017., Under Appeal Case No-AA-716, CU-II (ET) 16-17 ORDER	18.24
Entry Tax	Entry Tax	4.81	01.04.2010 to 31.03.2015	Odisha Entry Tax, Order No.-2835 dt. 31.03.2017., Under Appeal Case No- 1418000000000013 dt. 23.03.2018	4.81
VAT/WCT	VAT	4.50	01.04.2010 to 31.03.2015	VAT TAX- 313, Order No.-2834 dt. 31.03.2017., Under Appeal Case No- 1418000000000014 dt. 23.03.2018	4.50

### B. Commitments

Particulars	For the year ended 31st March, 2021	For the year ended 31st March, 2020
<b>Uncalled liability on shares and other investments partly paid</b>		
Investment in Carpediem Capital Partners Fund (Total Capital Commitment Rs.100.00 Lac)	3.50	7.00
<b>Total</b>	<b>3.50</b>	<b>7.00</b>

## 39. Lease liability

The Ministry of Corporate Affairs ("MCA") through the Companies (Indian Accounting Standards) Amendment Rules, 2019 has notified Ind AS 116 Leases ('Ind AS 116') which replaces the existing lease standard, Ind AS 17 Leases. Ind AS 116 sets out the principles for recognition, measurement, presentation and disclosure of leases for both lessees and lessors. The Company has adopted Ind AS-116 "Leases" effective 1st April, 2018 as notified by the Ministry of Corporate Affairs (MCA) and has applied the Standard to its leases. This has resulted in recognising Right-of-Use assets and corresponding Lease Liabilities. This Standard has been applied on the accounting for Corporate office taken on lease by the Company at 4th Floor, Siddhartha House, Plot No.-06, Sector-44, Gurugram-122003, Haryana from M/s Kingdom Hotel & Resorts Private Limited from 17.06.2016 to 19.07.2025.

### i) The movement in Lease liabilities during the year

Particulars	As at 31st March, 2021	As at 31st March, 2020
Opening Balance	226.36	253.28
Add: Interest Expense as per Ind-AS 116	18.55	21.22
Less: Payment of Lease liabilities	(49.86)	(48.14)
<b>Closing Balance</b>	<b>195.05</b>	<b>226.36</b>

### ii) The carrying value of the Rights-of-use and depreciation charged during the year

For details pertaining to the carrying value of Right of use assets and amortization charged during the year, kindly refer note - 4 "Right of use assets".

### iii) Amounts recognised in statement of cash flows

Particulars	As at 31st March, 2021	As at 31st March, 2020
Total Cash outflow for Leases	49.86	48.14

### iv) Maturity Analysis of Lease Liabilities

#### Maturity Analysis of contractual undiscounted cash flows

Particulars	As at 31st March, 2021	As at 31st March, 2020
Next one year	34.13	31.31
One to five years	160.92	178.79
More than five years	-	16.26
<b>Total undiscounted lease liabilities</b>	<b>195.05</b>	<b>226.36</b>
<b>Balances of Lease Liabilities</b>		
Current	34.13	31.31
Non Current	160.92	195.05
<b>Total Lease Liability</b>	<b>195.05</b>	<b>226.36</b>

40. Sundry Creditors include the following dues to micro and small enterprises covered under "The Micro, Small and Medium Enterprises Development Act, 2006" (MSMED) to the extent such parties have been identified from the available information.

Particulars	As at 31st March, 2021	As at 31st March, 2020
Principal amount outstanding as at end of year	-	52.93
Principal amount overdue more than 45 days	-	-
Interest due and unpaid as at end of year	-	-
Interest paid to the supplier	-	-
Payments made to the supplier beyond the appointed day during the year	-	-
Interest due and payable for the year of delay	-	-
Interest accrued and remaining unpaid as at end of year	-	-
Amount of further interest remaining due and payable in succeeding year	-	-

The above disclosure has been determined to the extent such parties have been identified on the basis of information available with the Company.

## 41. TAXATION

Particulars	For the year ended 31st March, 2021	For the year ended 31st March, 2020
<b>Income tax recognised in Statement of Profit and Loss</b>		
a) Current tax	315.06	241.56
b) Tax adjustments relating to earlier years	(2.85)	
c) Deferred tax	4.53	(23.31)
<b>Total income tax expenses recognised in the current year</b>	<b>316.74</b>	<b>218.24</b>
The income tax expenses for the year can be reconciled to the accounting profit as follows:		
Profit before tax	1,369.30	772.64
Applicable Tax Rate	25.17	27.82
Computed Tax Expense	344.63	214.95
<b>Tax effect of :</b>		
Effect of expenses that are not deductible in determining taxable profit	7.99	3.01
Tax adjustments relating to earlier years	(2.85)	
Other Adjustments	(33.03)	0.29
<b>Tax Expenses recognised in Statement of Profit and Loss</b>	<b>316.74</b>	<b>218.24</b>
Effective Tax Rate	23.13%	28.25%

The significant component of deferred tax assets / (liabilities) and movement during the year are as under:

Particulars	Deferred tax Liability/(Asset) as at March 31, 2020	Recognised/ (reversed) in Statement of profit & loss	Recognised/(reversed) in Other comprehensive Income	Deferred tax Liability/(Asset) as at March 31, 2021
<b>Deferred Tax Assets</b>				
Right to Use Liability	(62.97)	13.88	-	(49.09)
Provisions for Gratuity & Leave encashment	(57.17)	(1.98)	-	(59.15)
<b>Deferred Tax Liabilities</b>				
Property, Plant and Equipment	305.34	3.64	-	308.98
Deferred Expense	63.90	(6.09)	-	57.81
Other Comprehensive Income	36.94	-	8.16	45.10
Right to Use Asset	55.23	(15.57)	-	39.65
Other	53.09	10.66	-	63.75

The significant component of deferred tax assets / (liabilities) and movement during the previous year are as under:

Particulars	Deferred tax Liability/(Asset) as at April 1, 2019	Recognised/ (reversed) in statement of profit & loss	Recognised/(reversed) in Other comprehensive Income	Deferred tax Liability/(Asset) as at March 31, 2020
<b>Deferred Tax Assets</b>				
Right to Use Liability	(71.42)	8.45	-	(62.97)
Provisions for Gratuity & Leave encashment	(55.75)	(1.42)	-	(57.17)
<b>Deferred Tax Liabilities</b>				
Property, Plant and Equipment	334.94	(29.61)	-	305.34
Deferred Expense	64.77	(0.87)	-	63.90
Other Comprehensive Income	27.25	-	9.69	36.94
Right to Use Asset	66.57	(11.34)	-	55.23
Other	41.62	11.47	-	53.09

**42. EMPLOYEE BENEFITS****Defined contribution plans**

Amount recognized in the Statement of Profit and Loss are as under :

Particulars	For the year ended 31st March, 2021	For the year ended 31st March, 2020
Provident Fund	80.47	94.75
Employees' State Insurance Corporation	13.42	15.22
Other Funds	0.58	0.12
<b>Total</b>	<b>94.47</b>	<b>110.09</b>

Expenses incurred on account of the the above defined contribution plans have been included under Contribution to Provident and other funds in Note 33 "Employee Benefit Expenses".

**Defined benefit plans: -**

The employer Gratuity Fund Scheme, which is defined benefit plan, is managed by the trust which maintains its investment with HDFC Life. The gratuity plan is governed by the Payment of Gratuity Act, 1972. Under the gratuity plan, every employee who has completed at least five years of service usually gets a gratuity on departure @ 15 days of last drawn basic salary for each completed year of service. The present value of obligation is determined based on actuarial valuation using the projected Unit Credit Method, which recognises each period of service as giving rise to additional unit of employee benefit entitlement and measures each unit separately to build up the final obligation.

The following tables summaries the components of net benefit expense recognised in the statement of profit or loss and the funded status and amounts recognised in the balance sheet for the respective plans:

**I Gratuity****a) Gratuity Disclosure Statement as per Ind-AS 19 For The Period 01/04/2020 - 31/03/2021**

Particulars	For the year ended 31st March, 2021	For the year ended 31st March, 2020
Type of Benefit	Gratuity	Gratuity
Country	India	India
Reporting Currency	INR	INR
Reporting Standard	Indian Accounting Standard 19 (Ind AS 19)	Indian Accounting Standard 19 (Ind AS 19)
Funding Status	Funded	Funded
Starting Period	1st April, 2020	1st April, 2019
Date of Reporting	31st March, 2021	31st March, 2020
Period of Reporting	12 Months	12 Months

**b) Actuarial assumptions**

Particulars	For the year ended 31st March, 2021	For the year ended 31st March, 2020
Expected Return on Plan Assets	6.82%	6.82%
Rate of Discounting	6.82%	6.82%
Rate of Salary Increase	3.17%	3.17%
Rate of Employee Turnover	2.00%	2.00%
Mortality Rate During Employment	Indian Assured Lives Mortality (2006-08) Ult	Indian Assured Lives Mortality (2006-08) Ult
Mortality Rate After Employment	N.A.	N.A.



## c) Change in the Present Value of Projected Benefit Obligation

Particulars	For the year ended 31st March, 2021	For the year ended 31st March, 2020
<b>Present Value of Benefit Obligation at the Beginning of the Period</b>	137.54	149.71
Current service cost	22.34	16.43
Interest cost	9.38	10.42
Actuarial (Gains)/Losses on Obligations - Due to Change in Demographic Assumptions	3.52	(57.35)
Actuarial (Gains)/Losses on Obligations - Due to Change in Financial Assumptions	(25.12)	14.63
Actuarial (Gains)/Losses on Obligations - Due to Experience	(5.77)	4.45
(Benefit Paid From the Fund)	(15.68)	(0.75)
<b>Present Value of Benefit Obligation at the End of the Period</b>	<b>126.22</b>	<b>137.54</b>

## d) Change in the Fair Value of Plan Assets

Particulars	For the year ended 31st March, 2021	For the year ended 31st March, 2020
<b>Fair Value of Plan Assets at the Beginning of the Period</b>	27.06	25.84
Interest Income	1.85	1.80
Contributions by the Employer	-	-
(Benefit Paid from the Fund)	(15.68)	(0.75)
Return on Plan Assets, Excluding Interest Income	(0.54)	0.16
<b>Fair Value of Plan Assets at the End of the Period</b>	<b>12.68</b>	<b>27.06</b>

## e) Amount Recognized in the Balance Sheet

Particulars	For the year ended 31st March, 2021	For the year ended 31st March, 2020
(Present Value of Benefit Obligation at the end of the Period)	(126.22)	(137.54)
Fair Value of Plan Assets at the end of the Period	12.68	27.06
Funded Status (Surplus/ (Deficit))	(113.54)	(110.49)
<b>Net (Liability)/Asset Recognized in the Balance Sheet</b>	<b>(113.54)</b>	<b>(110.49)</b>

## f) Net Interest Cost for Current Period

Particulars	For the year ended 31st March, 2021	For the year ended 31st March, 2020
Present Value of Benefit Obligation at the Beginning of the Period	137.54	149.71
(Fair Value of Plan Assets at the Beginning of the Period)	(27.06)	(25.84)
<b>Net Liability/(Asset) at the Beginning</b>	<b>110.49</b>	<b>123.87</b>
Interest Cost	9.38	10.42
(Interest Income)	(1.85)	(1.80)
<b>Net Interest Cost for Current Period</b>	<b>7.54</b>	<b>8.62</b>

## g) Expenses Recognized in the Statement of Profit or Loss for Current Period

Particulars	For the year ended 31st March, 2021	For the year ended 31st March, 2020
Current Service Cost	22.34	16.43
Net Interest Cost	7.54	8.62
<b>Expenses Recognized</b>	<b>29.88</b>	<b>25.05</b>

## h) Expenses Recognized in the Other Comprehensive Income (OCI) for Current Period

Particulars	For the year ended 31st March, 2021	For the year ended 31st March, 2020
Actuarial (Gains)/Losses on Obligation For the Period	(27.37)	(38.27)
Return on Plan Assets, Excluding Interest Income	0.54	(0.16)
Change in Asset Ceiling	-	-
<b>Net (Income)/Expense For the Period Recognized in OCI</b>	<b>(26.83)</b>	<b>(38.43)</b>

## i) Balance Sheet Reconciliation

Particulars	For the year ended 31st March, 2021	For the year ended 31st March, 2020
<b>Opening Net Liability</b>	110.49	123.87
Expenses Recognized in Statement of Profit or Loss	29.88	25.05
Expenses Recognized in OCI (Employer's Contribution)	(26.83)	(38.43)
	-	-
<b>Net Liability/(Asset) Recognized in the Balance Sheet</b>	<b>113.54</b>	<b>110.49</b>

## j) Category of Assets

Particulars	For the year ended 31st March, 2021	For the year ended 31st March, 2020
Insurance fund	12.68	27.06
<b>Total</b>	<b>12.68</b>	<b>27.06</b>

## k) Other Details

Particulars	For the year ended 31st March, 2021	For the year ended 31st March, 2020
No of Active Members	511.00	562.00
Per Month Salary For Active Members	87.91	91.90
Weighted Average Duration of the Projected Benefit Obligation	10.00	12.00
Average Expected Future Service	18.00	20.00
Projected Benefit Obligation	126.22	137.54
Prescribed Contribution For Next Year (12 Months)	87.91	91.90

## l) Sensitivity Analysis

Particulars	For the year ended 31st March, 2021	For the year ended 31st March, 2020
Projected Benefit Obligation on Current Assumptions	126.22	137.54
Delta Effect of +1% Change in Rate of Discounting	(9.48)	(12.56)
Delta Effect of -1% Change in Rate of Discounting	11.13	15.21
Delta Effect of +1% Change in Rate of Salary Increase	9.73	13.61
Delta Effect of -1% Change in Rate of Salary Increase	(8.35)	(11.32)
Delta Effect of +1% Change in Rate of Employee Turnover	7.66	6.75
Delta Effect of -1% Change in Rate of Employee Turnover	(8.74)	(7.84)

The sensitivity analysis have been determined based on reasonably possible changes of the respective assumptions occurring at the end of the reporting period, while holding all other assumptions constant.

The sensitivity analysis presented above may not be representative of the actual change in the projected benefit obligation as it is unlikely that the change in assumptions would occur in isolation of one another as some of the assumptions may be correlated.

Furthermore, in presenting the above sensitivity analysis, the present value of the projected benefit obligation has been calculated using the projected unit credit method at the end of the reporting period, which is the same method as applied in calculating the projected benefit obligation as recognised in the balance sheet.

There was no change in the methods and assumptions used in preparing the sensitivity analysis from prior years.

## II Leave Encashment

### a) Leave Encashment Disclosure Statement as per Ind-AS 19 For The Period 01/04/2020 - 31/03/2021

Particulars	For the year ended 31st March, 2021	For the year ended 31st March, 2020
Date of Valuation	31st March, 2021	31st March, 2020
Benefit Type	Privilege Leave	Privilege Leave
Method of Valuation	Projected Unit Credit Method	Projected Unit Credit Method

### b) Data Summary and Analysis

Particulars	For the year ended 31st March, 2021	For the year ended 31st March, 2020
Number of Employees	511	562
Total Salary (Encashment)	87.91	91.90
Average Salary (Encashment)	0.17	0.16
Average Age	34.03 years	33.68 years
Average Past Service	3.97 years	3.36 years
Total Leave Days	615.00 days	499.00 days
Average Leave Days	1.20 days	0.89 days

### c) Valuation Results

Particulars	For the year ended 31st March, 2021	For the year ended 31st March, 2020
Discontinuance Liability	17.51	15.78
Projected Benefit Obligation	11.14	11.48

### d) Other Results

Particulars	For the year ended 31st March, 2021	For the year ended 31st March, 2020
Average Future Service	18 years	20 years

## e) Current & Non-Current Liability

Particulars	For the year ended 31st March, 2021	For the year ended 31st March, 2020
Funding Status	Unfunded	Unfunded
Fund Balance	N.A.	N.A.
Current Liability	1.39	3.69
Non-Current Liability	9.75	7.79

## f) Valuation Assumptions

Particulars	For the year ended 31st March, 2021	For the year ended 31st March, 2020
(i) Financial Assumptions		
Salary Escalation Rate	1% p.a.	3.17% p.a.
Discount Rate	6.95% p.a.(Indicative G.Sec referenced on 31-03-2021)	6.82% p.a.(Indicative G.Sec referenced on 31-03-2020)
(ii) Demographic Assumptions		
Mortality Rate	Indian Assured Lives Mortality (2006-08) Ultimate	Indian Assured Lives Mortality (2006-08) Ultimate
Attrition Rate	2.50% p.a. for all service groups	2.00% p.a. for all service groups

## g) Valuation Inputs

Particulars	For the year ended 31st March, 2021	For the year ended 31st March, 2020
Retirement Age	60, 62, 63, 64, 65, 66, 67, 69, 70, 73 & 74 yrs	60 years
Maximum Accumulation	30 days	30 days
Divisor	30 (Monthly Salary/Divisor)	30 (Monthly Salary/Divisor)
While in service Encashment Rate	5.00% of the Leave balance (for the next year).	5.00% of the Leave balance (for the next year).

#### 43. SEGMENT REPORTING

The Company's business falls within a single business segment of exploration and mining. Accordingly, there are no separate reportable segments as per Ind AS 108 dealing with Operating Segment

##### (i) Entity wide disclosure on Geographical basis :

###### Revenue from operations

Particulars	For the year ended 31st March, 2021	For the year ended 31st March, 2020
Domestic	10,220.02	8,351.92
Overseas	13.08	11.48

##### Non Current Segment Assets\*

Particulars	As at 31st March, 2021	As at 31st March, 2020
Domestic	5,828.26	6,248.19
Overseas	-	-

\*Non-current segment assets includes property, plant and equipments, capital work in progress, intangible assets and other non current assets.

##### (ii) Detail about the major Customer

Revenue from two major customers represented 78% (PY 52%) of the total revenue from operations of the company.

#### 44. EXPENDITURE TOWARDS CORPORATE SOCIAL RESPONSIBILITY (CSR)

In accordance with section 135 of the Companies act 2013, the Company has incurred expenses on Corporate Social Responsibility (CSR) aggregating to Rs.26.17 Lac (PY Rs 24.07 Lac) for CSR activities carried out during the current year.

#### 45. RELATED PARTY DISCLOSURE

As per Ind AS-24, the disclosures of transactions with the related parties as defined in the Accounting Standard are given below:-

<b>a) Wholly owned Subsidiary companies :</b> Pilot Pipelines Private Limited South West Oil Field Services Private Limited (Incorporated On 14th December 2020)*	<b>e) Enterprises significantly influenced by KMP or RKMP :</b> Alara Resources Ltd- Australia Alsan Rubbers & Chemicals Pvt Ltd Alsan Buildcon Pvt Ltd Advac Projects Pvt Ltd Advac Pvt Ltd Chandra Prabhu International Limited Ekam Leasing & Finance Co. Ltd Katihar Flour Mills P Ltd Pramuk Builders Pvt Ltd Thakurji Towers Pvt Ltd Zanskar Advisor Pvt Ltd Gajraj Jain HUF Vikas Jain HUF Piyush Jain HUF
<b>b) Jointly Controlled Entity :</b> Alara Resources LLC	
<b>c) Key Management Personnel (KMP) :</b> Vikas Jain (Managing Director) Piyush Jain (Joint Managing Director) Dinesh Agarwal (Chief Financial Officer (CFO)) Vaishali (Company Secretary)	
<b>d) Relative of Key Management Personnel (RKMP) :</b> Gajraj Jain Hemlata Jain Ruchi Jain Rachna Jain Kasvi Jain Akash Jain Abhash Jain	

\*During the year, the company has acquired 100% shares in this company.



## Detail of transactions with Related parties :

Particulars	Related party				
	Subsidiaries	Jointly Controlled Entity	Key Management Personnel	Relative of KMP	Enterprises significantly influenced by KMP or Relatives of KMP
<b>Transactions during the year :</b>					
Remuneration			113.19 (PY.132.00)		
Commission			76.71 (PY.63.34)		
Unsecured Loan taken			304.00 (PY 862.49)	0.13 (PY 28.64)	200.63 (PY 447.47)
Unsecured Loan Repaid			393.95 (PY 959.58)	47.69 (PY 149.50)	498.10 (PY 150.00)
Interest on Unsecured Loan			2.16 (PY 5.54)	0.14 (PY 4.05)	6.08 (PY 8.30)
Loans & Advances Given	295.69 (PY 391.03)				
Loans & Advances Repaid	136.19 (PY 10.00)				
Sale of Drilling material		12.53 (PY 11.48)			
Sale of Service		0.55 (PY.Rs.NIL)			
Purchase of shares				NIL (PY 0.25)	
Investments	1.00 (PY.Rs.NIL)				
<b>Balances at Year End :</b>					
Remuneration Payable			7.69 (PY.NIL)		
Commission Payable			47.48 (PY.55.13)		
Unsecured Loans			5.20 (PY 95.15)	- (PY 47.57)	- (PY 297.47)
Debtors		2.34 (PY 11.51)			
Loans & Advances (Asset)	540.52 (PY 381.03)				
Investments	43.38 (PY 42.38)	111.66 (PY 111.66)			

## 46. FINANCIAL INSTRUMENT AND RISK MANAGEMENT

### a) Financial instruments by category

Particulars	As at 31st March, 2021	As at 31st March, 2020
	Carrying Amount*	Carrying Amount*
<b>Financial Assets at amortised cost</b>		
Trade Receivables	6,031.04	5,554.98
Cash and cash equivalents	45.86	46.57
Bank balances other than above	623.88	378.25
Loans	540.29	381.03
Other Financial Asset	482.81	337.11
Investments	155.04	154.04
<b>At FVTOCI</b>		
Investments	183.12	161.50
<b>Total Financial Assets</b>	<b>8,062.03</b>	<b>7,013.47</b>
<b>Financial Liabilities at amortised cost</b>		
Borrowings (including current maturities of Non current borrowings)	4,462.78	4,850.64
Trade payables	2,399.85	2,129.04
Other financial liabilities	320.70	252.65
Lease liability	195.05	226.36
<b>Total Financial liabilities</b>	<b>7,378.39</b>	<b>7,458.69</b>

\*Carrying value of the financial assets and financial liabilities designated at amortised cost approximates its fair value.

### Fair value hierarchy

The Company uses the following hierarchy for determining and/or disclosing the fair value of financial instruments by valuation techniques:

The following is the basis of categorising the financial instruments measured at fair value into Level 1 to Level 3:

Level 1: This level includes financial assets that are measured by reference to quoted prices (unadjusted) in active markets for identical assets or liabilities.

Level 2: This level includes financial assets and liabilities, measured using inputs other than quoted prices included within Level 1 that are observable for the asset or liability, either directly (i.e., as prices) or indirectly (i.e., derived from prices).

Level 3: This level includes financial assets and liabilities measured using inputs that are not based on observable market data (unobservable inputs). Fair values are determined in whole or in part, using a valuation model based on assumptions that are neither supported by prices from observable current market transactions in the same instrument nor are they based on available market data.

Particulars	As at 31st March, 2021	As at 31st March, 2020
	Fair Value	Fair Value
Investment at Level 1	183.12	161.50

### b) Financial risk management

The Company's corporate treasury functions provides services to the business, coordinates access to the financial markets, monitors and manages the financial risks relating to operations of the Company through internal risk reports which analyse exposure by degree and magnitude of risk. These risks include market risk (including currency risk, interest rate risk and other price risks, credit risk and liquidity risk).

The principal financial assets of the Company include loans, trade and other receivables, and cash and bank balances that derive directly from its operations. The principal financial liabilities of the Company, include loans and borrowings, trade and other payables and the main purpose of these financial liabilities is to finance the day to day operations of the Company.

The Company's senior management oversees the management of these risks. The senior professionals working to manage the financial risks and the appropriate financial risk governance framework for the Company are accountable to the Board of Directors and Audit Committee. This process provides assurance to Company's senior management that the Company's financial risk-taking activities are governed by appropriate policies and procedures and that financial risk are identified, measured and managed in accordance with Company policies and Company risk objective. In the event of crisis caused due to external factors such as caused by recent pandemic "COVID-19", the management assesses the recoverability of its assets, maturity of its liabilities to factor it in cash flow forecast to ensure there is enough liquidity in these situations through internal and external source of funds. These forecast and assumptions are reviewed by board of directors.

This note explains the risks which the Company is exposed to and policies and framework adopted by the Company to manage these risks.

#### **i. Credit risk**

Credit risk is the risk that counter party will not meet its obligations leading to a financial loss. The Company is exposed to credit risk arising from trade receivables. All financial assets are initially considered performing and evaluated periodically for expected credit loss. A default on a financial asset is when there is a significant increase in the credit risk which is evaluated based on the business environment. The assets are written off when the Company is certain about the non-recovery.

##### **a. Trade receivables**

The Company extends credit to customers in normal course of business. The Company considers factors such as credit track record in the market and past dealings for extension of credit to customers. The Company monitors the payment track record of the customers. Outstanding customer receivables are regularly monitored.

An impairment analysis is performed at each reporting date on trade receivables by lifetime expected credit loss method based on provision matrix. The maximum exposure to credit risk at the reporting date is the carrying value of each class of financial assets. The Company does not hold collateral as security. The Company evaluates the concentration of risk with respect to trade receivables as low, as its major customers are Public Sector Undertakings. All debtors are good and realizable within the current financial year.

##### **b. Financial instruments and cash deposits**

Credit risk from balances with banks and financial institutions is managed by the Company's treasury department in accordance with the Company's policy. Investments of surplus funds are made in bank deposits and other risk free securities. The limits are set to minimize the concentration of risks and therefore mitigate financial loss through counterparty's potential failure to make payments. The Company's maximum exposure to credit risk for the components of the balance sheet at 31 March 2021 is the carrying amounts. The Company's maximum exposure relating to financial instrument is noted in liquidity table below.

Trade Receivables and other financial assets are written off when there is no reasonable expectation of recovery, such as debtor failing to engage in the repayment plan with the Company.

#### **ii. Liquidity risk**

The financial liabilities of the Company include loans and borrowings, trade and other payables. The Company's principal sources of liquidity are cash and cash equivalents and the cash flow that is generated from operations. The Company monitors its risk of shortage of funds to meet the financial liabilities using a liquidity planning tool. The Company plans to maintain sufficient cash and marketable securities to meet the obligations as and when fall due.

The table below analyses the Company's financial liabilities and financial assets into relevant maturity groupings based on their contractual maturities:

Particulars	As at 31st March, 2021	As at 31st March, 2020
	Carrying Amount	Carrying Amount
<b>Current Financial assets*</b>		
Trade receivables	6,031.04	5,554.98
Cash and cash equivalents	45.86	46.57
Bank balances other than above	623.88	378.25
Loans	540.29	381.03
Other financial assets	104.33	117.16
<b>Total</b>	<b>7,345.40</b>	<b>6,477.98</b>
<b>Non-Current Financial assets**</b>		
Investments	338.16	315.54
Other financial assets	378.47	219.95
<b>Total</b>	<b>716.63</b>	<b>535.49</b>
<b>Current Financial Liabilities*</b>		
Borrowings	2,148.42	2,517.47
Trade Payables	2,399.85	2,129.04
Lease Liability	34.13	31.31
Other Financial Liabilities	1,752.04	1,497.22
<b>Total</b>	<b>6,334.44</b>	<b>6,175.04</b>
<b>Non-Current Financial Liabilities**</b>		
Borrowings	879.17	1,085.07
Lease Liability	160.92	195.05
Other Financial Liabilities	3.86	3.53
<b>Total</b>	<b>1,043.95</b>	<b>1,283.65</b>

\*Maturity of Current Financial Assets and Current Financial Liabilities will be within next one year.

\*\*Below is the maturity profile of Non-Current Financial Assets and Non-Current Financial Liabilities :

Particulars	As at 31st March, 2021	As at 31st March, 2020
<b>Non-Current Financial assets</b>		
<b>Investments:</b>	<b>338.16</b>	<b>315.54</b>
Next one year	-	-
One to five years	-	-
More than five years	338.16	315.54
<b>Other financial assets:</b>	<b>378.47</b>	<b>219.95</b>
Next one year	-	-
One to five years	117.46	22.29
More than five years	261.01	197.66
<b>Non-Current Financial Liabilities :</b>		
<b>Borrowings</b>	<b>879.17</b>	<b>1,085.07</b>
Next one year	-	-
One to five years	879.17	1,085.07
More than five years	-	-
<b>Lease Liability :</b>	<b>160.92</b>	<b>195.05</b>
Next one year	-	-
One to five years	160.92	178.79
More than five years	-	16.26
<b>Other Financial Liabilities :</b>	<b>3.86</b>	<b>3.53</b>
Next one year	-	-
One to five years	-	-
More than five years	3.86	3.53

**iii. Market risk**

Market risk is the risk that the fair value of future cash flows of a financial instrument will fluctuate because of changes in market prices. Market risk comprises three types of risk: currency rate risk, interest rate risk and other price risks, such as equity price risk and commodity price risk. Financial instruments affected by market risks include loans and borrowings, deposits, investments, and foreign currency receivables and payables. The sensitivity analysis in the following sections relate to the position as at reporting date. The analysis exclude the impact of movements in market variables on: the carrying values of gratuity and other post-retirement obligations; provisions; and the non-financial assets and liabilities. The sensitivity of the relevant Profit and Loss item and equity is the effect of the assumed changes in the respective market risks. This is based on the financial assets and financial liabilities held as of March 31, 2020, March 31, 2019 and April 1, 2018.

**a) Foreign currency risk**

Foreign currency risk is the risk that the fair value or future cash flows of a financial instrument will fluctuate because of changes in foreign exchange rates. The Company's exposure to the risk of changes in foreign exchange rates relates primarily to the Company's operating activities (when revenue or expense is denominated in foreign currency). The Company evaluates exchange rate exposure arising from foreign currency transactions and follows established risk management policies.

Foreign Currency Exposure that have not been hedged by derivative Instrument are given below.

Liabilities/Assets	Foreign Currency		INR Equivalent	
	As at 31st March, 2021	As at 31st March, 2020	As at 31st March, 2021	As at 31st March, 2020
<b>Liabilities</b>				
USD	0.54	0.42	39.58	31.50
OMR	-	-	-	-
<b>Assets</b>				
USD	0.02	0.07	1.80	4.94
EURO	0.00	-	0.22	-
OMR	0.02	0.04	3.17	6.57

**Foreign currency sensitivity analysis**

The following tables demonstrate the sensitivity to a reasonably possible change in USD and OMR exchange rates, with all other variables held constant. The impact on the Company's profit before tax is due to changes in the fair value of monetary assets and liabilities including non-designated foreign currency derivatives and embedded derivatives.

**Impact on Profit / (loss) for the year for a 5% change:**

Particulars	Increase		Decrease	
	As at 31st March, 2021	As at 31st March, 2020	As at 31st March, 2021	As at 31st March, 2020
<b>Payables</b>				
USD /INR	(1.98)	(1.57)	1.98	1.57
OMR/INR		-		-
<b>Receivables</b>				
USD /INR	0.09	0.25	(0.09)	(0.25)
EURO /INR	0.01	-	(0.01)	-
OMR/INR	0.16	0.33	(0.16)	(0.33)

**b) Interest rate risk**

Interest rate risk is the risk that the fair value or future cash flows of a financial instrument will fluctuate because of changes in market interest rates. The Company's exposure to the risk of changes in market interest rates relates primarily to the Company's debt obligations with floating interest rates.



As the Company has no significant interest-bearing assets, the income and operating cash flows are substantially independent of changes in market interest rates. Exposure to the risk of changes in market interest rates relates primarily to the debt obligations with floating interest rates, which are included in interest bearing loans and borrowings. The Company has only fixed rate borrowings which are carried at amortised cost. They are therefore not subject to interest rate risk, since neither the carrying amount nor the future cash flows will fluctuate because of a change in market interest rates.

## c) Capital Management

The Company manages its capital structure and makes adjustments in light of changes in economic conditions and the requirements of the financial covenants. The Company's primary objective when managing capital is to ensure that it maintains an efficient capital structure and healthy capital ratios and safeguard the Company's ability to continue as a going concern in order to support its business and provide maximum returns for shareholders. The Company also proposes to maintain an optimal capital structure to reduce the cost of capital.

For the purpose of the Company's capital management, capital includes issued equity share capital, security premium reserve and all other equity reserves. Net debt includes, interest bearing loans and borrowings less cash and cash equivalents. The Company monitors capital using gearing ratio, which is net debt divided by total capital.

Particulars	As at 31st March, 2021	As at 31st March, 2020
Long term Borrowings	879.17	1,085.07
Current maturities of Long term debt	1,435.20	1,248.10
Short term Borrowings	2,148.42	2,517.47
Less : Cash and Cash Equivalents	(45.86)	(46.57)
<b>Net debt</b>	<b>4,416.92</b>	<b>4,804.07</b>
<b>Total Equity</b>	<b>9,757.79</b>	<b>8,703.76</b>
<b>Gearing Ratio</b>	<b>45.27%</b>	<b>55.20%</b>

## 47. Investment in Subsidiaries and Joint Venture :

- These financial statements are separate financial statements prepared in accordance with Ind-AS 27 "Separate Financial Statements".
- The Company's Investment in Subsidiaries is as under :

Name of Subsidiary	Country of Incorporation	Portion of Ownership Interest as at 31st March, 2021	Portion of Ownership Interest as at 31st March, 2020	Method used to account for the Investment
Pilot Pipelines Private Limited	India	100%	100%	At Cost
South West Oil Field Services Pvt. Ltd.	India	100%	NA	At Cost

- The Company's Investment in Joint Venture is as under :

Name of Joint Venture :	Country of Incorporation	Portion of Ownership Interest as at 31st March, 2021	Portion of Ownership Interest as at 31st March, 2020	Method used to account for the Investment
Alara Resources LLC	Muscat, The Sultanate of Oman.	35%	35%	At Cost

48. Details of Loans given, Investments made and Guarantee given or security provided covered u/s 186 (4) of the Companies Act, 2013 are given under respective heads (refer notes 5 and 45).
49. Previous year figures have been re-grouped/re-classified wherever necessary.

Significant Accounting Policies

1

See accompanying notes to the standalone financial statements

2 to 49

**For Doogar & Associates**

Chartered Accountants

FRN No. 000561N

**For and on behalf of the Board of Directors**

**Vardhman Doogar**

Partner

Membership No. 517347

**Vikas Jain**

Chairman & Managing Director

DIN : 00049217

**Piyush Jain**

Jt.Managing Director

DIN : 00049319

Place: Gurugram

Date: June 09, 2021

**Dinesh Agarwal**

Chief Financial Officer

**Vaishali**

Company Secretary

M.No.55248

# Consolidated Financial Statements



## Independent Auditors' Report

To  
The Members of  
South West Pinnacle Exploration Limited

### Report on the Audit of the Consolidated Financial Statements

#### Opinion

We have audited the consolidated financial statements of South West Pinnacle Exploration Limited (hereinafter referred to as “the Holding Company”) and its subsidiaries, (Holding Company and its subsidiaries together referred to as “the Group”) which includes the Group's share of profit in its joint venture, which comprise the consolidated balance sheet as at 31 March 2021, and the consolidated statement of profit and loss (including other comprehensive income), consolidated statement of changes in equity and consolidated statement of cash flows for the year then ended, and notes to the consolidated financial statements, including a summary of significant accounting policies and other explanatory information (hereinafter referred to as “the consolidated financial statements”).

In our opinion and to the best of our information and according to the explanations given to us, and based on the consideration of reports of the other auditors on separate financial statements of subsidiaries and joint venture referred to in the other matters section below, the aforesaid consolidated financial statements give the information required by the Companies Act, 2013 (“the Act”) in the manner so required and give a true and fair view in conformity with the Indian Accounting Standards prescribed under section 133 of the Act read with the Companies (Indian Accounting Standards) Rules, 2015, as amended ('Ind AS'), and accounting principles generally accepted in India, of the consolidated state of affairs of the Group as at 31 March 2021, of its consolidated profit and other comprehensive income, consolidated changes in equity and consolidated cash flows for the year then ended.

#### Basis for Opinion

We conducted our audit of the consolidated financial statements in accordance with the Standards on Auditing (SAs) specified under section 143(10) of the Act. Our responsibilities under those Standards are further described in the *Auditor's Responsibility for the Audit of the Consolidated Financial Statements* section of our report. We are independent of the Group in accordance with the Code of Ethics issued by the Institute of Chartered Accountants of India (ICAI) together with the ethical requirements that are relevant to our audit of the consolidated financial statements under the provisions of the Act and the Rules made thereunder, and we have fulfilled our other ethical responsibilities in accordance with these requirements and the ICAI's Code of Ethics. We believe that the audit evidence obtained by us and the audit evidence obtained by the other auditors in terms of their reports referred to in the Other Matters section below is sufficient and appropriate to provide a basis for our audit opinion on the consolidated financial statements.

#### Key Audit Matters

Key audit matters ('KAM') are those matters that, in our professional judgment, were of most significance in our audit of the consolidated financial statements of the current period. These matters were addressed in the context of our audit of the consolidated financial statements as a whole, and in forming our opinion thereon, and we do not provide a separate opinion on these matters. We have determined the matters described below to be the key audit matters to be communicated in our report.

Key audit matters	How our audit addressed the key audit matter
<b>Tax Litigations</b>	
<p>The Company is subject to number of significant tax litigations. The total contingent liabilities as of March 31, 2021, in relation to tax matters are INR 216.94 Lakhs (amount paid under protest is INR 41.22 Lakhs).</p> <p>Due to complexity of cases, significant amount involved and time scales for resolution, significant judgement and estimates are required by the management to assess the impact of these litigations on the financial positions, results of operations and cash flows and thus there is a risk that such litigations may not be adequately provided for or disclosed in the standalone financial statements.</p> <p>Accordingly, tax litigations have been identified as a key audit matter in our audit of the standalone financial statements (as described in note 46 of the standalone financial statements)</p>	<p>Our audit procedures included the following:</p> <ul style="list-style-type: none"> <li>❖ Obtained an understanding of the process of identification of tax litigations and related contingent liabilities and tested the operating effectiveness of management's key controls over recognition and disclosures of tax provisions and contingencies.</li> <li>❖ Obtained the details of the tax litigations of the Company and discussed with the management to understand the detail of the underlying matters and basis for management's judgement and estimates on both the probability of success in significant cases, and the magnitude of any potential loss.</li> <li>❖ Obtained confirmation, where appropriate, from relevant third party legal counsel. Evaluated the objectivity, competence and relevant experience of third party legal counsel.</li> <li>❖ Assessed the relevant disclosures made within the standalone financial statements.</li> </ul>

## Information Other than the Consolidated Financial Statements and Auditor's Report Thereon

The Holding Company's Board of Directors are responsible for the other information. The other information comprises the information included in the Holding Company's Annual Report, but does not include the consolidated financial statements and our auditor's report thereon.

Our opinion on the consolidated financial statements does not cover the other information and we do not express any form of assurance conclusion thereon.

In connection with our audit of the consolidated financial statements, our responsibility is to read the other information and, in doing so, consider whether the other information is materially inconsistent with the consolidated financial statements or our knowledge obtained in the audit or otherwise appears to be materially misstated. If, based on the work we have performed, we conclude that there is a material misstatement of this other information, we are required to report that fact. We have nothing to report in this regard.

## Management's Responsibilities for the Consolidated Financial Statements

The Holding Company's Board of Directors is responsible for the preparation and presentation of these consolidated financial statements in terms of the requirements of the Act that give a true and fair view of the consolidated state of affairs, consolidated profit/loss and other comprehensive income, consolidated statement of changes in equity and consolidated cash flows of the Group including its joint venture in accordance with the accounting principles generally accepted in India, including the Indian Accounting Standards (Ind AS) specified under Section 133 of the Act. The respective management and Board of Directors of the entities included in the Group and of its joint venture are responsible for maintenance of adequate accounting records in accordance with the provisions of the Act for safeguarding the assets of the Group and its joint venture and for preventing and detecting frauds and other irregularities; the selection and application of appropriate accounting policies; making judgments and estimates that are reasonable and prudent; and the design, implementation and maintenance of adequate internal financial controls that were operating



effectively for ensuring the accuracy and completeness of the accounting records, relevant to the preparation and presentation of the consolidated financial statements that give a true and fair view and are free from material misstatement, whether due to fraud or error, which have been used for the purpose of preparation of the consolidated financial statements by the management and Board of Directors of the Holding Company, as aforesaid.

In preparing the consolidated financial statements, the respective Board of Directors of the companies included in the Group and its joint venture are responsible for assessing the ability of the Group and its joint venture to continue as a going concern, disclosing, as applicable, matters related to going concern and using the going concern basis of accounting unless the respective management and Board of Directors either intends to liquidate the entity or to cease operations, or has no realistic alternative but to do so.

The respective Board of Directors of the companies including the Group and of its joint venture are also responsible for overseeing the financial reporting process of Group and of its joint venture.

## **Auditor's Responsibilities for the Audit of the Financial Statements**

Our objectives are to obtain reasonable assurance about whether the consolidated financial statements as a whole are free from material misstatement, whether due to fraud or error, and to issue an auditor's report that includes our opinion. Reasonable assurance is a high level of assurance, but is not a guarantee that an audit conducted in accordance with SAs will always detect a material misstatement when it exists. Misstatements can arise from fraud or error and are considered material if, individually or in the aggregate, they could reasonably be expected to influence the economic decisions of users taken on the basis of these consolidated financial statements.

As part of an audit in accordance with SAs, we exercise professional judgment and maintain professional skepticism throughout the audit. We also:

- Identify and assess the risks of material misstatement of the consolidated financial statements, whether due to fraud or error, design and perform audit procedures responsive to those risks, and obtain audit evidence that is sufficient and appropriate to provide a basis for our opinion. The risk of not detecting a material misstatement resulting from fraud is higher than for one resulting from error, as fraud may involve collusion, forgery, intentional omissions, misrepresentations, or the override of internal control.
- Obtain an understanding of internal control relevant to the audit in order to design audit procedures that are appropriate in the circumstances. Under Section 143(3)(i) of the Act, we are also responsible for expressing our opinion on whether the Company has adequate internal financial controls system in place and the operating effectiveness of such controls.
- Evaluate the appropriateness of accounting policies used and the reasonableness of accounting estimates and related disclosures made by management and Board of Directors of the Holding Company
- Conclude on the appropriateness of management's and Board of Director's of the Holding Company use of the going concern basis of accounting in preparation of consolidated financial statements and, based on the audit evidence obtained, whether a material uncertainty exists related to events or conditions that may cast significant doubt on the ability of the Group and its joint venture to continue as a going concern. If we conclude that a material uncertainty exists, we are required to draw attention in our auditor's report to the related disclosures in the consolidated financial statements or, if such disclosures are inadequate, to modify our opinion. Our conclusions are based on the audit evidence obtained up to the date of our auditor's report. However, future events or conditions may cause the Group and its joint venture to cease to continue as a going concern.
- Evaluate the overall presentation, structure and content of the consolidated financial statements, including the disclosures, and whether the consolidated financial statements represent the underlying transactions and events in a manner that achieves fair presentation.

- Obtain sufficient appropriate audit evidence regarding the financial information of the entities or business activities within the Group and its joint venture to express an opinion on the consolidated financial statements. We are responsible for the direction, supervision and performance of the audit of the financial statements of such entities or business activities included in the consolidated financial statements of which we are the independent auditors. For the other entities or business activities included in the consolidated financial statements, which have been audited by other auditors, such other auditors remain responsible for the direction, supervision and performance of the audits carried out by them. We remain solely responsible for our audit opinion.

We believe that the audit evidence obtained by us is sufficient and appropriate to provide a basis for our audit opinion on the consolidated financial statements.

We communicate with those charged with governance of Holding Company and such other entities included in the consolidated financial statements of which we are the independent auditors regarding, among other matters, the planned scope and timing of the audit and significant audit findings, including any significant deficiencies in internal control that we identify during our audit.

We also provide those charged with governance with a statement that we have complied with relevant ethical requirements regarding independence, and to communicate with them all relationships and other matters that may reasonably be thought to bear on our independence, and where applicable, related safeguards.

From the matters communicated with those charged with governance, we determine those matters that were of most significance in the audit of the consolidated financial statements of the current period and are therefore the key audit matters. We describe these matters in our auditors' report unless law or regulation precludes public disclosure about the matter or when, in extremely rare circumstances, we determine that a matter should not be communicated in our report because the adverse consequences of doing so would reasonably be expected to outweigh the public interest benefits of such communication.

## Other Matters

We did not audit the financial statements of subsidiaries, whose financial information reflect total assets of INR577.69 Lakhs as at March 31, 2021, total revenues of INR123.20 Lakhs and net cash outflow amounting to INR13.58 Lakhs for the year ended on that date, as considered in the consolidated financial statements. These financial statements have been audited by other auditors whose reports have been furnished to us by the Management and our opinion on the consolidated financial statements, in so far as it relates to the amounts and disclosures included in respect of the subsidiaries and the joint venture, and our report in terms of subsection (3) of Section 143 of the Act, in so far as it relates to the aforesaid subsidiaries and joint venture is based solely on the reports of the other auditors.

The Consolidated financial statements include unaudited financial statements of one joint venture which reflects Group's share of net loss of INR 18.21 Lakhs for the year ended March 31, 2021. These unaudited financial statements and other unaudited financial information have been furnished to us by the management. Our opinion, in so far as it relates amounts and disclosures included in respect of the joint venture and our report in terms of sub-sections (3) of Section 143 of the Act in so far as it relates to the aforesaid joint venture, is based solely on such unaudited financial statement and other unaudited financial information. In our opinion and according to the information and explanations given to us by the Management, these financial statements and other financial information are not material to the Group.

Our opinion on the consolidated financial statements above and our report on Other Legal and Regulatory Requirements below, is not modified in respect of the above matters with respect to our reliance on the work done and the reports of the other auditors and the financial information certified by the Management.

### Report on Other Legal and Regulatory Requirements

- A. As required by Section 143(3) of the Act, based on our audit and on the consideration of the reports of the other auditors on the separate financial information of the subsidiaries and joint venture referred to in the Other Matters section above we report, to the extent applicable that:
- a. We have sought and obtained all the information and explanations which to the best of our knowledge and belief were necessary for the purposes of our audit of the aforesaid consolidated financial statements.
  - b. In our opinion, proper books of account as required by law relating to preparation of the aforesaid consolidated financial statements have been kept so far as it appears from our examination of those books, returns and the reports of the other auditors.
  - c. The consolidated balance sheet, the consolidated statement of profit and loss (including other comprehensive income), the consolidated statement of changes in equity and the consolidated statement of cash flows dealt with by this Report are in agreement with the books of account maintained for the purpose of preparation of the consolidated financial statements.
  - d. In our opinion, the aforesaid consolidated financial statements comply with the Ind AS specified under Section 133 of the Act.
  - e. On the basis of the written representations received from the directors of the Holding Company as on March 31, 2021 taken on record by the Board of Directors of the Holding Company and the reports of the statutory auditors who are appointed under Section 139 of the Act, of its subsidiaries, none of the directors of the Group's companies incorporated in India is disqualified as on March 31, 2021 from being appointed as a director in terms of Section 164 (2) of the Act.
  - f. With respect to the adequacy and the operating effectiveness of the internal financial controls over financial reporting with reference to these Consolidated Financial Statements of the Holding Company and its subsidiaries company incorporated in India, refer to our separate Report in "Annexure A" to this report.
  - g. In our opinion and based on the consideration of reports of other statutory auditors of the subsidiaries incorporated in India, the managerial remuneration for the year ended March 31, 2021 has been paid / provided by the Holding Company, its subsidiaries incorporated in India to their directors in accordance with the provisions of section 197 read with Schedule V to the Act.
  - h. With respect to the other matters to be included in the Auditors' Report in accordance with Rule 11 of the Companies (Audit and Auditors) Rules, 2014, in our opinion and to the best of our information and according to the explanations given to us:
    - i. The consolidated financial statements disclose the impact of pending litigations as at 31 March 2021 on the consolidated financial position of the Group- Refer Note 39 to the consolidated financial statements.

- ii. The Group did not have any material foreseeable losses on long-term contracts including derivative contracts during the year ended 31 March 2021.
- iii. There has been no delay in transferring amounts, required to be transferred, to the Investor Education and Protection Fund by the Holding Company, its subsidiaries incorporated in India during the year ended March 31, 2021.

**For Doogar & Associates**

Chartered Accountants

Firm Registration No. 000561N

**Vardhman Doogar**

Partner

Membership No. 517347

**UDIN:** 21517347AAAAMR3870

**Place:** New Delhi

**Date:** June 09, 2021

## **Annexure A to the Independent Auditors' Report**

**(Referred to in paragraph A under 'Report on Other Legal and Regulatory Requirements' section of our report to the members of South West Pinnacle Exploration Limited of even date)**

### **Report on the Internal Financial Controls Over Financial Reporting under Clause (i) of Sub-section 3 of Section 143 of the Companies Act, 2013 ("the Act")**

In conjunction with our audit of the consolidated financial statements of South West Pinnacle Exploration Limited as of and for the year ended March 31, 2021, we have audited the internal financial controls over financial reporting of South West Pinnacle Exploration Limited (hereinafter referred to as the "Holding Company") and its subsidiaries, which are companies incorporated in India, as of that date.

#### **Management's Responsibility for Internal Financial Controls**

The respective Board of Directors of the Holding Company, its subsidiaries, which are companies incorporated in India, are responsible for establishing and maintaining internal financial controls based on the internal control over financial reporting criteria established by the Holding Company considering the essential components of internal control stated in the Guidance Note on Audit of Internal Financial Controls Over Financial Reporting issued by the Institute of Chartered Accountants of India. These responsibilities include the design, implementation and maintenance of adequate internal financial controls that were operating effectively for ensuring the orderly and efficient conduct of its business, including adherence to the respective company's policies, the safeguarding of its assets, the prevention and detection of frauds and errors, the accuracy and completeness of the accounting records, and the timely preparation of reliable financial information, as required under the Act.

#### **Auditor's Responsibility**

Our responsibility is to express an opinion on the Holding Company, its subsidiaries, which are companies incorporated in India, internal financial controls over financial reporting with reference to these consolidated financial statements based on our audit. We conducted our audit in accordance with the Guidance Note on Audit of Internal Financial Controls Over Financial Reporting (the "Guidance Note") issued by the Institute of Chartered Accountants of India and the Standards on Auditing prescribed under section 143(10) of the Act, to the extent applicable to an audit of internal financial controls. Those Standards and the Guidance Note require that we comply with ethical requirements and plan and perform the audit to obtain reasonable assurance about whether adequate internal financial controls over financial reporting with reference to these consolidated financial statements was established and maintained and if such controls operated effectively in all material respects.

Our audit involves performing procedures to obtain audit evidence about the adequacy of the internal financial controls system over financial reporting with reference to these consolidated financial statements and their operating effectiveness. Our audit of internal financial controls over financial reporting included obtaining an understanding of internal financial controls over financial reporting with reference to these consolidated financial statements, assessing the risk that a material weakness exists, and testing and evaluating the design and operating effectiveness of internal control based on the assessed risk. The procedures selected depend on the auditor's judgement, including the assessment of the risks of material misstatement of the financial statements, whether due to fraud or error.

We believe that the audit evidence we have obtained and the audit evidence obtained by the other auditors in terms of their reports referred to in the Other Matters paragraph below, is sufficient and appropriate to provide a basis for our audit opinion on the internal financial controls system over financial reporting with reference to these consolidated financial statements.

#### **Meaning of Internal Financial Controls with Reference to Financial Statements**

A company's internal financial controls over financial reporting with reference to consolidated financial statements is a process designed to provide reasonable assurance regarding there liability of financial reporting and the preparation of consolidated financial statements for external purposes in accordance with generally accepted accounting principles. A company's internal financial controls with reference to consolidated financial statements includes those policies and procedures that (1) pertain to the



maintenance of records that, in reasonable detail, accurately and fairly reflect the transactions and dispositions of the assets of the company; (2) provide reasonable assurance that transactions are recorded as necessary to permit preparation of consolidated financial statements in accordance with generally accepted accounting principles, and that receipts and expenditures of the company are being made only in accordance with authorisations of management and directors of the company; and (3) provide reasonable assurance regarding prevention or timely detection of unauthorized acquisition, use, or disposition of the company's assets that could have a material effect on the consolidated financial statements.

## **Inherent Limitations of Internal Financial Controls over Financial Reporting with Reference to Consolidated Financial Statements**

Because of the inherent limitations of internal financial controls over financial reporting with reference to these consolidated financial statements, including the possibility of collusion or improper management override of controls, material misstatements due to error or fraud may occur and not be detected. Also, projections of any evaluation of the internal financial controls over financial reporting with reference to these consolidated financial statements to future periods are subject to the risk that the internal financial control over financial reporting with reference to these consolidated financial statements may become inadequate because of changes in conditions, or that the degree of compliance with the policies or procedures may deteriorate.

## **Opinion**

In our opinion, to the best of our information and according to the explanations given to us and based on the consideration of reports of other auditors, as referred to in Other Matters paragraph, the Holding Company, its subsidiaries, which are companies incorporated in India, have, maintained in all material respects, adequate internal financial controls system over financial reporting with reference to these consolidated financial statements and such internal financial controls over financial reporting with reference to these consolidated financial statements were operating effectively as at March 31, 2021, based on the internal control over financial reporting criteria established by the Holding Company considering the essential components of internal control stated in the Guidance Note on Audit of Internal Financial Controls Over Financial Reporting issued by the Institute of Chartered Accountants of India.

## **Other Matters**

Our report under Section 143(3)(i) of the Act on the adequacy and operating effectiveness of the internal financial controls over financial reporting with reference to these consolidated financial statements of the Holding Company, in so far as it relates to separate financial statements of subsidiaries, which are company incorporated in India, is based on the corresponding reports of the auditors of such subsidiaries incorporated in India.

**For Doogar & Associates**

Chartered Accountants

Firm Registration No. 000561N

**Vardhman Doogar**

Partner

Membership No. 517347

**UDIN:** 21517347AAAAMR3870

**Place:** New Delhi

**Date:** June 09, 2021

## CONSOLIDATED BALANCE SHEET AS AT 31ST MARCH, 2021

(All amounts in INR Lakhs, unless otherwise stated)

Particulars	Note No.	As at 31st March, 2021	As at 31st March, 2020
<b>ASSETS</b>			
<b>Non-current assets</b>			
Property, plant and equipment	2	5,663.21	6,045.36
Investment property	3	424.75	469.34
Right-of-use assets	4	157.56	198.52
Goodwill	5	11.21	11.21
Financial assets			
- Investments	6	280.36	240.53
- Other financial assets	7	378.47	219.94
Other non-current assets	8	5.18	3.55
<b>Total non-current assets</b>		<b>6,920.74</b>	<b>7,188.45</b>
<b>Current assets</b>			
Inventories	9	3,242.74	3,039.14
Financial assets			
- Trade receivables	10	6,148.74	5,690.64
- Cash and cash equivalents	11	53.49	67.77
- Bank balances other than above	12	623.88	378.25
- Loans	13	4.00	4.00
- Other financial assets	14	104.34	118.97
Current tax Assets (net)	15	-	16.94
Other current assets	16	757.98	490.29
<b>Total current assets</b>		<b>10,935.17</b>	<b>9,806.00</b>
<b>Total assets</b>		<b>17,855.91</b>	<b>16,994.45</b>
<b>EQUITY AND LIABILITIES</b>			
<b>Equity</b>			
Equity share capital	17	2,790.24	2,790.24
Other equity	18	6,626.22	5,602.62
<b>Total equity</b>		<b>9,416.46</b>	<b>8,392.86</b>
<b>LIABILITIES</b>			
<b>Non-current liabilities</b>			
Financial liabilities			
- Borrowings	19	893.18	1,103.12
- Lease liability	40	160.92	195.05
- Other financial liabilities	20	3.86	3.53
Provisions	21	35.37	26.37
Deferred tax liabilities (net)	22	418.65	405.96
Other non-current liabilities	23	24.42	25.47
<b>Total non-current liabilities</b>		<b>1,536.40</b>	<b>1,759.50</b>
<b>Current liabilities</b>			
Financial liabilities			
- Borrowings	24	2,353.04	2,829.04
- Trade payables	25	-	52.93
total outstanding dues of micro & small enterprises		-	2,111.13
total outstanding dues of other than micro & small enterprises		2,415.94	31.31
- Lease liability	40	34.13	1,632.41
- Other financial liabilities	26	1,836.25	95.59
Provisions	27	89.31	-
Current tax liabilities (Net)	28	98.07	89.68
Other current liabilities	29	76.31	-
<b>Total current liabilities</b>		<b>6,903.06</b>	<b>6,842.09</b>
<b>Total equity and liabilities</b>		<b>17,855.91</b>	<b>16,994.45</b>

Significant Accounting Policies

1

See accompanying notes to the standalone financial statements

2 to 51

As per our report of even date attached

**For Doogar & Associates**

Chartered Accountants

FRN No. 000561N

**For and on behalf of the Board of Directors**

**Vardhman Doogar**

Partner

Membership No. 517347

**Vikas Jain**

Chairman & Managing Director

DIN : 00049217

**Piyush Jain**

Jt. Managing Director

DIN : 00049319

Place: Gurugram

Date: June 09, 2021

**Dinesh Agarwal**

Chief Financial Officer

**Vaishali**

Company Secretary

M.No.55248

# PROFIT AND LOSS STATEMENT

## CONSOLIDATED STATEMENT OF PROFIT AND LOSS FOR THE YEAR ENDED 31ST MARCH, 2021

(All amounts in INR Lakhs, unless otherwise stated)

Particulars	Note No.	For the year ended 31st March, 2021	For the year ended 31st March, 2020
Revenue from operations	30	10,356.29	8,580.06
Other income	31	287.11	167.57
<b>Total Income</b>		<b>10,643.40</b>	<b>8,747.63</b>
<b>Expenses</b>			
Cost of materials consumed	32	1,694.43	1,327.95
Operating expenses	33	4,274.57	3,310.09
Employee benefits expense	34	1,704.77	1,830.68
Finance costs	35	533.56	509.25
Depreciation and amortisation expense	36	779.86	686.63
Other expenses	37	335.55	502.60
<b>Total expenses</b>		<b>9,322.74</b>	<b>8,167.20</b>
<b>Profit before share of profit/(loss) from joint ventures (net), exceptional items and tax</b>		<b>1,320.66</b>	<b>580.43</b>
Share of profit/(loss) from joint ventures (net)		18.21	(32.63)
<b>Profit/ (loss) before tax</b>		<b>1,338.87</b>	<b>547.80</b>
<b>Tax expense</b>			
Current tax	42	315.05	241.56
Tax adjustments relating to earlier years	42	(2.85)	-
Deferred tax	42	4.53	(23.31)
<b>Total tax expense</b>		<b>316.73</b>	<b>218.25</b>
<b>Profit for the year</b>		<b>1,022.14</b>	<b>329.55</b>
<b>Other comprehensive Income</b>			
Items that will not be reclassified to profit or loss		44.95	40.31
Income tax relating to items that will not be reclassified to profit or loss		(8.16)	(9.69)
<b>Other comprehensive Income</b>		<b>36.79</b>	<b>30.62</b>
<b>Total Comprehensive Income for the year</b>		<b>1,058.93</b>	<b>360.17</b>
<b>Net Profit attributable to :</b>			
Owner's of the parent		1,022.14	327.50
Non Controlling interest		-	2.05
<b>Other Comprehensive Income attributable to:</b>			
Owner's of the parent		36.79	30.62
Non Controlling interest		-	-
<b>Total Comprehensive Income attributable to :</b>			
Owner's of the parent		1,058.93	358.12
Non Controlling interest		-	2.05
<b>Earnings per equity share of face value of Rs. 10 each</b>			
a) Basic (Rs.)	38	3.66	1.17
b) Diluted (Rs.)	38	3.66	1.17

Significant Accounting Policies

1

See accompanying notes to the standalone financial statements

2 to 51

As per our report of even date attached

**For Doogar & Associates**

Chartered Accountants

FRN No. 000561N

**Vardhman Doogar**

Partner

Membership No. 517347

**For and on behalf of the Board of Directors**

**Vikas Jain**

Chairman & Managing Director

DIN : 00049217

**Piyush Jain**

Jt.Managing Director

DIN : 00049319

Place: Gurugram

Date: June 09, 2021

**Dinesh Agarwal**

Chief Financial Officer

**Vaishali**

Company Secretary

M.No.55248

# CASH FLOW STATEMENT

## CONSOLIDATED CASH FLOW STATEMENT FOR THE YEAR ENDED 31ST MARCH, 2021

(All amounts in INR Lakhs, unless otherwise stated)

Particulars	For the year ended 31st March, 2021	For the year ended 31st March, 2020
<b>A. Cash flow from Operating Activities :</b>		
Net Profit before tax	1,338.87	547.80
Adjustment for		
(Profit)/Loss on sale of Property, plant and equipment	(112.50)	98.68
Unrealised exchange profit/(loss)	(10.59)	(11.45)
Rental Income	(129.08)	(125.33)
Depreciation and amortisation expenses	779.86	686.63
Finance cost	533.56	509.25
Interest received	(29.71)	(26.59)
Share of Profit/(Loss) from Jointly Controlled Entities & Associates		32.63
<b>Operating profit before Working capital changes</b>	<b>2,370.39</b>	<b>1,711.61</b>
(Increase)/Decrease in Trade receivables	(458.10)	(872.88)
(Increase)/Decrease in Financial assets	13.73	75.76
(Increase)/Decrease in Non financial assets	(180.16)	(61.51)
(Increase)/Decrease in Inventories	(203.61)	(285.10)
Increase/(Decrease) in Trade payables	262.47	1,018.01
Increase/(Decrease) in Financial liabilities	28.14	(28.51)
Increase/(Decrease) in Non financial liabilities	(11.52)	14.18
Increase/(Decrease) in Provisions	29.53	12.06
<b>Cash generated from Operations</b>	<b>1,850.88</b>	<b>1,583.63</b>
Less : Tax paid	(200.05)	(283.92)
<b>Net cash from Operating activities</b>	<b>1,650.83</b>	<b>1,299.71</b>
<b>B. Cash flow from Investing activities</b>		
Interest income	29.71	26.59
Payments for purchase of Property, plant and equipment	(721.32)	(2,888.94)
Proceeds from sale of Property, plant and equipment	428.34	145.84
Investment in Fixed deposits (net)	(340.80)	(23.22)
Proceeds from rent	66.63	82.09
Loans repaid/(given) by/to Joint venture	-	66.70
Purchase of non controlling interest	(1.00)	(1.13)
Investment in Mutual fund	(20.71)	(10.00)
<b>Net cash from Investing activities</b>	<b>(559.16)</b>	<b>(2,602.07)</b>
<b>C. Cash flow from Financing activities</b>		
Proceeds/(Repayment) from/of Long term borrowings (net)	(68.96)	1,363.65
Proceeds/(Repayment) from/of Short term borrowings (net)	(476.00)	218.15
Dividend paid (Including Dividend distribution tax)	(35.33)	(48.61)
Payment of Interest	(525.66)	(479.24)
<b>Net cash from Financing activities</b>	<b>(1,105.95)</b>	<b>1,053.96</b>
<b>Net cash flows during the year (A+B+C)</b>	<b>(14.28)</b>	<b>(248.41)</b>
Cash and cash equivalents (Opening balance)	67.77	316.17
Cash and cash equivalents (Closing balance)	53.49	67.77

### Notes:

The Cash Flow Statement has been prepared under the indirect method as set in the Ind AS-7 "Cash Flow Statement".

Significant Accounting Policies

1

See accompanying notes to the standalone financial statements

2 to 51

As per our report of even date attached

**For Doogar & Associates**

Chartered Accountants

FRN No. 000561N

**Vardhman Doogar**

Partner

Membership No. 517347

**For and on behalf of the Board of Directors**

**Vikas Jain**

Chairman & Managing Director

DIN : 00049217

**Piyush Jain**

Jt. Managing Director

DIN : 00049319

Place: Gurugram

Date: June 09, 2021

**Dinesh Agarwal**

Chief Financial Officer

**Vaishali**

Company Secretary

M.No.55248

## NOTE-1: SIGNIFICANT ACCOUNTING POLICIES

### A. GENERAL INFORMATION

The consolidated financial statements comprise financial statements of South West Pinnacle Exploration Limited (“the Parent company”) and its subsidiaries (collectively, “the Group”) for the year ended March 31, 2021. South West Pinnacle Exploration Limited („the parent company”) is a public limited company domiciled in India. The parent company is listed on National Stock Exchange of India Limited.

### B. SIGNIFICANT ACCOUNTING POLICIES

#### a) Basis of preparation

These consolidated financial statements of the Group have been prepared in accordance with Indian Accounting Standards (Ind AS) notified under the Companies (Indian Accounting Standards) Rules, 2015 (as amended from time to time) and presentation requirements of Division II of Schedule III to the Companies Act, 2013, (Ind AS compliant Schedule III). These Consolidated financial statements are presented in INR Lakhs and all values are rounded to the nearest lakhs, except when otherwise indicated.

#### b) Basis of Consolidation

The consolidated financial statements comprise the financial statements of the South West Pinnacle Exploration Limited („the Parent Company”) and its subsidiaries (collectively “the Group”) as at March 31, 2021. Control is achieved when the Group is exposed, or has rights, to variable returns from its involvement with the investee and has the ability to affect those returns through its power over the investee. Specifically, the Group controls an investee if and only if the Group has:

- (i) Power over the investee (i.e. existing rights that give it the current ability to direct the relevant activities of the investee)
- (ii) Exposure, or rights, to variable returns from its involvement with the investee, and
- (iii) The ability to use its power over the investee to affect its returns.

Generally, there is a presumption that a majority of voting rights result in control. To support this presumption and when the Group has less than a majority of the voting or similar rights of an investee, the Group considers all relevant facts and circumstances in assessing whether it has power over an investee, including:

- (i) The contractual arrangement with the other vote holders of the investee
- (ii) Rights arising from other contractual arrangements
- (iii) The Group’s voting rights and potential voting rights
- (iv) The size of the Group’s holding of voting rights relative to the size and dispersion of the holdings of the other voting rights holders.

The Group re-assesses whether or not it controls an investee if facts and circumstances indicate that there are changes to one or more of the three elements of control. Consolidation of a subsidiary begins when the Group obtains control over the subsidiary and ceases when the Group loses control of the subsidiary. Assets, liabilities, income and expenses of a subsidiary acquired or disposed of during the year are included in the consolidated financial statements from the date the Group gains control until the date the Group ceases to control the subsidiary.

Consolidated financial statements are prepared using uniform accounting policies for like transactions and other events in similar circumstances. If a member of the Group uses accounting policies other than those adopted in the consolidated financial statements for like transactions and events in similar circumstances, appropriate adjustments are made to that member’s financial statements in preparing the consolidated financial statements to ensure conformity with the Group’s accounting policies.

The financial statements of all entities used for the purpose of consolidation are drawn up to same reporting date as that of the parent company, i.e., year ended on March 31. When the end of the reporting period of the parent is different from that of a subsidiary, the subsidiary prepares, for consolidation purposes, additional financial information as of the same date as the financial statements of the parent to enable the parent to consolidate the financial information of the subsidiary, unless it is impracticable to do so or there are no significant transactions or events between the date of those financial statements and date of financial statements of the parent company.

## c) Consolidation Procedure

### (1) Subsidiaries

- (i) Combine like items of assets, liabilities, equity, income, expenses and cash flows of the parent with those of its subsidiaries. For this purpose, income and expenses of the subsidiary are based on the amounts of the assets and liabilities recognized in the consolidated financial statements at the acquisition date.
- (ii) Offset (eliminate) the carrying amount of the parent's investment in each subsidiary and the parent's portion of equity of each subsidiary.
- (iii) Eliminate in full intragroup assets and liabilities, equity, income, expenses and cash flows relating to transactions between entities of the group (profits or losses resulting from intragroup transactions that are recognized in assets, such as inventory and fixed assets, are eliminated in full). Intragroup losses may indicate an impairment that requires recognition in the consolidated financial statements. Ind AS – 12 "Income Taxes" applies to temporary differences that arise from the elimination of profits and losses resulting from intragroup transactions.

Profit or loss and each component of Other comprehensive income (OCI) are attributed to the equity holders of the parent of the Group and to the Non-controlling interests, even if this results in the non-controlling interests having a deficit balance. When necessary, adjustments are made to the financial statements of subsidiaries to bring their accounting policies in line with the Group's accounting policies. All intra-group assets and liabilities, equity, income, expenses and cash flows relating to transactions between members of the Group are eliminated in full on consolidation.

A change in the ownership interest of a subsidiary, without a loss of control, is accounted for as an equity transaction. If the Group loses control over a subsidiary, it:

- Derecognizes the assets (including goodwill) and liabilities of the subsidiary
- Derecognizes the carrying amount of any non-controlling interests
- Derecognizes the cumulative translation differences recorded in equity
- Recognizes the fair value of the consideration received
- Recognizes the fair value of any investment retained
- Recognizes any surplus or deficit in profit or loss
- Reclassifies the parent's share of components previously recognized in OCI to profit or loss or retained earnings, as appropriate, as would be required if the Group had directly disposed of the related assets or liabilities

### (2) Investment in Joint ventures

A joint venture is a type of joint arrangement whereby the parties that have joint control of the arrangement, have rights to the net assets of the joint venture. Joint control is the contractually agreed sharing of control of an arrangement, which exists only when decisions about the relevant activities require unanimous consent of the parties sharing control. The considerations made in determining whether significant influence or joint control exist are similar to those necessary to determine control over the subsidiaries.

The Group's investments in its joint venture are accounted for using the Equity method. Under the equity method, the investment in a joint venture is initially recognized at cost. The carrying amount of the investment is adjusted to recognize changes in the Group's share of net assets of the associate or joint venture since the acquisition date. Goodwill relating to the associate or joint venture is included in the carrying amount of the investment and is not tested for impairment individually.

The Statement of Profit and loss reflects the Group's share of the results of operations of the associate or joint venture. Any change in OCI of those investees is presented as part of the Group's OCI. In addition, when a change has been recognized directly in the equity of the associate or joint venture, the Group recognizes its share of any changes, when applicable, in the Statement of Changes in equity. Unrealized gains and losses resulting from transactions between the Group and the joint venture are eliminated to the extent of the interest in the associate or joint venture.



If Group's share of losses of a joint venture equals or exceeds its interest in the associate or joint venture (which includes any long term interest that, in substance, form part of the Group's net investment in the associate or joint venture), the Group discontinues recognizing its share of further losses. Additional losses are recognized only to the extent that the Group has incurred legal or constructive obligations or made payments on behalf of the joint venture. If the joint venture subsequently reports profits, the Group resumes recognizing its share of those profits only after its share of the profits equals the share of losses not recognized.

The aggregate of the Group's share of profit or loss of a joint venture is shown on the face of the Statement of profit and loss.

The financial statements of the joint venture are prepared for the same reporting period as the Group. When necessary, adjustments are made to bring the accounting policies in line with those of the Group.

After application of the Equity method, the Group determines whether it is necessary to recognize an impairment loss on its investment in its joint venture. At each reporting date, the Group determines whether there is objective evidence that the investment in the joint venture is impaired. If there is such evidence, the Group calculates the amount of impairment as the difference between the recoverable amount of the joint venture and its carrying value, and then recognizes the loss as „Share of profit/(loss) of a joint venture“ in the Statement of profit and loss.

Upon loss of joint control over the joint venture, the Group measures and recognizes any retained investment at its fair value. Any difference between the carrying amount of the joint venture upon loss of joint control and the fair value of the retained investment less cost to sell is recognized in Statement of profit and loss.

The Group discontinues the use of Equity method from the date the investment is classified as “Held for sale” in accordance with Ind AS 105 : Non-current Assets Held for Sale and Discontinued Operations and measures the interest in joint venture held for sale at the lower of its carrying amount and fair value less cost to sell.

### **(3) Change in ownership interest**

The Group treats transactions with Non-controlling interests that do not result in a loss of control as transaction with the equity owners of the Group. A change in ownership interest results in adjustment between the carrying amounts of the controlling and non-controlling interest to reflect their relative interest in the subsidiary. Any difference between the amount of the adjustment to non-controlling interests and any consideration paid or received is recognized within equity.

### **(4) Goodwill**

Goodwill is initially measured at cost, being the excess of the aggregate of the consideration transferred and the amount recognized for Non-controlling interests, and any previous interest held, over the net identifiable assets acquired and liabilities assumed. If the fair value of the net assets acquired is in excess of the aggregate consideration transferred, the Group re-assesses whether it has correctly identified all of the assets acquired and all of the liabilities assumed and reviews the procedures used to measure the amounts to be recognized at the acquisition date. If the reassessment still results in an excess of the fair value of net assets acquired over the aggregate consideration transferred, then the gain is recognized in OCI and accumulated in equity as capital reserve. However, if there is no clear evidence of bargain purchase, the Group recognizes the gain directly in equity as capital reserve, without routing the same through OCI.

After initial recognition, goodwill is measured at cost less any accumulated impairment losses. For the purpose of impairment testing, goodwill acquired in a business combination is, from the acquisition date, allocated to each of the Group's cash-generating units that are expected to benefit from the combination, irrespective of whether other assets or liabilities of the acquiree are assigned to those units. A cash generating unit to which goodwill has been allocated is tested for impairment annually, or more frequently when there is an indication that the unit may be impaired. If the recoverable amount of the cash generating unit is less than its carrying amount, the impairment loss is allocated first to reduce the carrying amount of any goodwill allocated to the unit and then to the other assets of the unit pro rata based on the carrying amount of each asset in the unit. Any impairment loss for goodwill is recognized in profit or loss. An impairment loss recognized for goodwill is not reversed in subsequent periods.

Where goodwill has been allocated to a cash-generating unit and part of the operation within that unit is disposed of, the goodwill associated with the disposed operation is included in the carrying amount of the operation when determining the gain or loss on disposal. Goodwill disposed in these circumstances is measured based on the relative values of the disposed operation and the portion of the cash-generating unit retained.

If the initial accounting for a business combination is incomplete by the end of the reporting period in which the combination occurs, the Group reports provisional amounts for the items for which the accounting is incomplete. Those provisional amounts are adjusted through goodwill during the measurement period, or additional assets or liabilities are recognized, to reflect new information obtained about facts and circumstances that existed at the acquisition date that, if known, would have affected the amounts recognized at that date. These adjustments are called as measurement period adjustments. The measurement period does not exceed one year from the acquisition date.

### **d) Other Significant Accounting Policies**

These are set out under “Significant Accounting Policies” as given in the Parent Company’s separate financial statements.

## A. Equity share capital

Balance as at 1st April, 2019	Movement during the year 2019-20	Balance as at 31st March, 2020	Movement during the year 2020-21	Balance as at 31st March, 2021
1,395.12	1,395.12	2,790.24	-	2,790.24

## B. Other equity

Particulars	Reserves & Surplus			Other comprehensive Income - Reserve	Total	Non Controlling Interest	Total
	General Reserve	Security Premium Reserve	Retained Earnings				
<b>Balance as at 1st April, 2019</b>	1,977.56	2,847.24	1,833.91	53.30	6,712.00	(24.69)	6,687.31
Profit for the year	-	-	327.50	-	327.50	2.05	329.55
Other comprehensive income/(loss) for the year (net of income tax)	-	-	29.12	1.50	30.62	-	30.62
Applied for bonus issue	-	(1,395.12)	-	-	(1,395.12)	-	(1,395.12)
Dividends	-	-	(40.32)	-	(40.32)	-	(40.32)
Tax on dividend	-	-	(8.29)	-	(8.29)	-	(8.29)
Adjustment on acquisition of subsidiary	-	-	(23.77)	-	(23.77)	22.64	(1.13)
<b>Balance as at 31st March, 2020</b>	1,977.56	1,452.12	2,118.15	54.80	5,602.62	-	5,602.62
Profit for the year	-	-	1,022.14	-	1,022.14	-	1,022.14
Other comprehensive income/(loss) for the year (net of income tax)	-	-	22.29	14.49	36.79	-	36.79
Dividend	-	-	(35.33)	-	(35.33)	-	(35.33)
<b>Balance as at 31st March, 2021</b>	1,977.56	1,452.12	3,127.25	69.30	6,626.22	-	6,626.22

Significant Accounting Policies

See accompanying notes to the standalone financial statements

1  
2 to 51

**For Doogar & Associates**  
Chartered Accountants  
FRN No. 000561N

**Vardhman Doogar**  
Partner  
Membership No. 517347

Place: Gurugram  
Date: June 09, 2021

**For and on behalf of the Board of Directors**

**Vikas Jain**  
Chairman & Managing Director  
DIN : 00049217

**Piyush Jain**  
Jt. Managing Director  
DIN : 00049319

**Dinesh Agarwal**  
Chief Financial Officer

**Vaishali**  
Company Secretary  
M.No.55248

**Notes to the Consolidated Financial Statements for the year ended March 31, 2021**  
(All amounts in INR Lakhs, unless otherwise stated)

**Note 2. PROPERTY, PLANT AND EQUIPMENT**

Particulars	Plant & Equipment	Furniture & Fixtures	Office Equipment	Computers & Computer System	Vehicles	Electric Installations & Equipments	Leasehold Improvements	Total
<b>Gross carrying Amount</b>								
As at 1st April 2019	7,521.48	69.64	27.49	72.92	436.97	68.80	88.15	8,285.46
Additions	2,751.91	3.21	-	14.89	103.97	14.97	-	2,888.94
Disposals/Adjustments	313.30	-	-	-	80.17	-	-	393.47
As at 31st March 2020	9,960.09	72.85	27.49	87.81	460.78	83.78	88.15	10,780.94
Additions	675.74	8.61	0.07	9.65	23.34	3.91	-	721.32
Disposals/Adjustments	815.70	-	-	-	-	-	-	815.70
As at 31st March 2021	9,820.12	81.46	27.56	97.46	484.12	87.69	88.15	10,686.56
<b>Accumulated depreciation</b>								
As at 1st April 2019	3,743.11	57.69	25.09	61.90	313.31	56.41	27.21	4,284.71
Depreciation for the year	508.07	3.57	0.54	10.37	63.18	5.39	8.71	599.83
Disposal/Reversal	72.79	-	-	-	76.16	-	-	148.95
As at 31st March 2020	4,178.39	61.26	25.63	72.27	300.33	61.79	35.91	4,735.58
Depreciation for the year	623.47	3.34	0.29	10.70	48.38	5.75	6.53	698.47
Disposal/Reversal	410.71	-	-	-	-	-	-	410.71
As at 31st March 2021	4,391.16	64.60	25.92	82.97	348.71	67.55	42.44	5,023.35
<b>Net Carrying Amount</b>								
Net block as at 31st March 2020	5,781.70	11.59	1.87	15.54	160.45	21.98	52.24	6,045.36
Net block as at 31st March 2021	5,428.96	16.86	1.64	14.49	135.41	20.14	45.71	5,663.21

Refer Note 18 on Non-Current Borrowing for detail of Hypothecation

## Notes to the Consolidated Financial Statements for the year ended March 31, 2021

(All amounts in INR Lakhs, unless otherwise stated)

### Note 3 : INVESTMENT PROPERTY (At cost)

Particulars	Investment Property	Total
<b>Gross carrying Amount</b>		
As at 1st April 2019	743.82	743.82
Additions	-	-
Disposals/Adjustments	-	-
As at 31st March 2020	743.82	743.82
Additions	-	-
Disposals/Adjustments	-	-
As at 31st March 2021	743.82	743.82
<b>Accumulated depreciation</b>		
As at 1st April 2019	225.22	225.22
Depreciation for the year	49.27	49.27
Disposal/Reversal	-	-
As at 31st March 2020	274.48	274.48
Depreciation for the year	44.59	44.59
Disposal/Reversal	-	-
As at 31st March 2021	319.07	319.07
<b>Net Carrying Amount</b>		
Net block as at 31st March 2020	469.34	469.34
Net block as at 31st March 2021	424.75	424.75

#### Statement of profit and loss for Investment property

Particulars	For the year ended 31st March, 2021	For the year ended 31st March, 2020
<b>Amount recognised in profit or loss for Investment property</b>		
Rental income derived from investment properties	120.08	120.08
Direct operating expenses (including repairs and maintenance) generating rental income	6.55	6.88
<b>Profit arising from investment properties before depreciation</b>	<b>113.53</b>	<b>113.21</b>
Less: Depreciation for the year	44.59	49.27
<b>Profit arising from investment properties</b>	<b>68.94</b>	<b>63.94</b>

World Health Organisation (WHO) declared outbreak of Coronavirus Disease (COVID-19) a global pandemic. Consequent to this, Government of India declared lockdown which has impacted the business activities of the Company. Therefore, the Company was unable to obtain independent valuation for its investment property as at March 31, 2021.

#### 4. RIGHT OF USE ASSET

Particulars	As at 31st March, 2021	As at 31st March, 2020
Opening Balance	198.52	236.06
Amortization/Adjustment during the year	40.96	37.54
<b>Total</b>	<b>157.56</b>	<b>198.52</b>

#### 5. GOODWILL

Particulars	As at 31st March, 2021	As at 31st March, 2020
Goodwill	11.21	11.21
<b>Total</b>	<b>11.21</b>	<b>11.21</b>

## 6. NON-CURRENT INVESTMENT

Particulars	As at 31st March, 2021	As at 31st March, 2020
<b>Financial assets carried at cost</b>		
Investment in equity instruments (Unquoted)		
35% shares in Alara Resources LLC (Joint Venture)*	97.24	79.03
<b>Financial assets measured at fair value through other comprehensive income</b>		
Investment in Mutual Funds	183.12	161.50
<b>Total</b>	<b>280.36</b>	<b>240.53</b>

\*The company holds 52,500 shares for OMR 60,000 (52,500 shares as on 31.03.20 ) of Alara Resources LLC, a Foreign Jointly Controlled Entity with Company Registration no. 1095339 and having registered office in Muscat, The Sultanate of Oman.

## 7. OTHER FINANCIAL ASSET (NON-CURRENT)

Particulars	As at 31st March, 2021	As at 31st March, 2020
<b>Unsecured considered good- At amortised Cost</b>		
Security Deposit	9.15	8.25
Advance recoverable in cash or in kind	6.62	6.62
Fixed Deposits with banks more than twelve months maturity*	109.41	14.24
Other receivables	253.29	190.84
<b>Total</b>	<b>378.47</b>	<b>219.94</b>

## 8. OTHER NON-CURRENT ASSETS

Particulars	As at 31st March, 2021	As at 31st March, 2020
<b>Unsecured considered good- At amortised Cost</b>		
Deposits with Statutory and Government authorities	1.91	0.72
Prepaid Expense	2.16	2.83
Capital Advance	1.11	-
<b>Total</b>	<b>5.18</b>	<b>3.55</b>

## 9. INVENTORIES

Particulars	As at 31st March, 2021	As at 31st March, 2020
Stores, Spares & Diesel ((a) & (b))	3,242.74	3,039.14
<b>Total</b>	<b>3,242.74</b>	<b>3,039.14</b>

### Note :

- Inventories are valued at Cost or Net realizable value whichever is lower
- Refer Note 23 on Current Borrowing for detail of Hypothecation

## 10. TRADE RECEIVABLES

Particulars	As at 31st March, 2021	As at 31st March, 2020
<b>Unsecured, Considered Good</b>		
i) Trade receivables	4,045.74	3,878.65
ii) Recievables for Unbilled Revenue	1,340.87	1,245.94
iii) Retentions *	762.13	566.05
<b>Total</b>	<b>6,148.74</b>	<b>5,690.64</b>

\*Retentions represent some small portion of billing retained which are paid upon satisfaction of conditions specified in the contract for payment of such amounts or until defects, if any, have been rectified and are expected to be realised within twelve months after the reporting date.

Refer Note 23 on Current Borrowing for detail of Hypothecation



## 11. CASH AND CASH EQUIVALENTS

Particulars	As at 31st March, 2021	As at 31st March, 2020
Cash on hand		
a) At Corporate Office	4.05	4.00
b) At Projects	7.78	30.37
Balances with Bank (In Current Accounts)	41.66	33.40
<b>Total</b>	<b>53.49</b>	<b>67.77</b>

## 12. BANK BALANCES OTHER THAN ABOVE

Particulars	As at 31st March, 2021	As at 31st March, 2020
Other bank balances		
Earmarked balances with banks*	623.88	378.25
<b>Total</b>	<b>623.88</b>	<b>378.25</b>

\* These represent margin money deposited in Bank against Non-fund based facilities availed by the Company.

## 13. LOANS (CURRENT)

Particulars	As at 31st March, 2021	As at 31st March, 2020
Financial assets at amortized cost		
Unsecured and considered good, unless otherwise stated		
Loans	4.00	4.00
<b>Total</b>	<b>4.00</b>	<b>4.00</b>

## 14. OTHER FINANCIAL ASSET (CURRENT)

Particulars	As at 31st March, 2021	As at 31st March, 2020
Unsecured considered good- At amortised Cost		
Security Deposit	75.62	8.28
Earnest Money Receivable	7.27	91.99
Advance recoverable in cash or in kind	0.77	3.33
Advance against Expenses	9.16	9.06
Advance to staff	11.51	6.31
<b>Total</b>	<b>104.34</b>	<b>118.97</b>

## 15. CURRENT TAX ASSET (NET)

Particulars	As at 31st March, 2021	As at 31st March, 2020
Advance payment of income tax (net of provision)	-	16.94
<b>Total</b>	<b>-</b>	<b>16.94</b>

## 16. OTHER CURRENT ASSETS

Particulars	As at 31st March, 2021	As at 31st March, 2020
Unsecured considered good		
Advance to suppliers	138.13	75.48
Prepaid Expenses	65.66	39.11
Balance with Government Authorities	240.68	145.45
Accrued Expenses	229.69	229.69
Others	83.82	0.55
<b>Total</b>	<b>757.98</b>	<b>490.29</b>

## 17. EQUITY SHARE CAPITAL

Particulars	As at 31st March, 2021		As at 31st March, 2020	
	No. of Shares	Amount	No. of Shares	Amount
<b>Authorised Capital</b>				
Equity shares of Rs. 10/- each	3,10,00,000	3,100.00	3,10,00,000	3,100.00
<b>Issued , Subscribed &amp; Paid up Capital</b>				
Equity shares of Rs. 10/- each	2,79,02,400	2,790.24	2,79,02,400	2,790.24

### a) The details of Shareholders holding more than 5% shares (Equity shares of Rs.10/- Each) :

Shareholder	As at 31st March, 2021		As at 31st March, 2020	
	No. of Shares	% held	No. of Shares	% held
Vikas jain	92,58,539	33.18%	87,95,501	31.52%
Piyush jain	51,79,861	18.56%	47,81,600	17.14%
Gajraj jain (HUF)	46,00,000	16.49%	46,00,000	16.49%

### b) The reconciliation of the number of shares outstanding is set out below

Particulars	As at 31st March, 2021	As at 31st March, 2020
Equity Shares at the beginning of the year	2,79,02,400	1,39,51,200
Add : Shares issued	-	1,39,51,200
<b>Equity Shares at the end of the year</b>	<b>2,79,02,400</b>	<b>2,79,02,400</b>

### c) Rights, preference and restrictions attached to shares

The Company has one class of equity shares having a par value of Rs. 10/- each. Each holder of equity shares is entitled to one vote per share. The dividend proposed by the Board of Directors is subject to the approval of the shareholders in the ensuing annual general meeting. In the event of liquidation of the Company, the holders of equity shares will be entitled to receive any of the remaining assets of the Company, after distribution of all preferential amounts. The distribution will be in proportion to the number of equity shares held by the shareholders

### d) Ordinary Shares allotted as fully paid up Bonus Shares for the period of five years immediately preceding 31st March

Particulars	As at 31st March, 2021	As at 31st March, 2020
	No. of Shares	No. of Shares
<b>Cummulative Bonus share issued</b>	<b>1,86,01,200</b>	<b>1,86,01,200</b>

## 18. OTHER EQUITY

Particulars	As at 31st March, 2021	As at 31st March, 2020
General Reserve	1,977.56	1,977.56
Security Premium	1,452.12	1,452.12
Retained Earnings	3,127.25	2,118.15
Other Comprehensive Income	69.30	54.80
<b>Total</b>	<b>6,626.22</b>	<b>5,602.62</b>

Particulars	As at 31st March, 2021	As at 31st March, 2020
<b>General Reserve</b>		
Balance at the beginning of the year	1,977.56	1,977.56
<b>Balance at the close of the year : A</b>	<b>1,977.56</b>	<b>1,977.56</b>
<b>Security Premium</b>		
Balance at the beginning of the year	1,452.12	2,847.24
Less : Applied for Bonus Issue	-	(1,395.12)
<b>Balance at the close of the year : B</b>	<b>1,452.12</b>	<b>1,452.12</b>
<b>Retained Earnings</b>		
Balance at the beginning of the year	2,118.15	1,833.91
Add: Profit for the year	1,022.14	327.50
<b>Less</b>		
Actuarial gain on account of remeasurement of defined benefit plan	22.29	29.12
Payment of Dividend	(35.33)	(40.32)
Dividend distribution tax	-	(8.29)
Adjustment on acquisition of subsidiary	-	(23.77)
<b>Balance at the close of the year : C</b>	<b>3,127.25</b>	<b>2,118.15</b>
<b>Other Comprehensive Income</b>		
Balance at the beginning of the year	54.80	53.30
Gain on account of fair valuation of mutual fund	14.49	1.50
<b>Balance at the close of the year : D</b>	<b>69.30</b>	<b>54.80</b>
<b>Total : A+B+C+D</b>	<b>6,626.22</b>	<b>5,602.62</b>

## Nature and purpose of reserves :

**General Reserve :** The general reserve is a free reserve which is used from time to time to transfer profits from retained earnings for appropriation purposes. As the general reserve is created by a transfer from one component of equity to another and is not an item of other comprehensive income, item included in the general reserve will not be reclassified subsequently to statement of profit and loss.

**Securities Premium -** Securities Premium Reserve was created consequent to issue of shares at a premium. The reserves can be utilised in accordance with section 52 of Companies Act, 2013

**Retained Earning :** Retained earnings represents the undistributed profits of the company.

**Other Comprehensive Income :** Reserve for equity instruments through other comprehensive income represents the cumulative gains and losses arising on the revaluation of equity instruments measured at fair value through other comprehensive income, net of amount reclassified to retained earnings when those assets have been disposed off.

## 19. BORROWINGS (NON CURRENT)

Particulars	As at 31st March, 2021	As at 31st March, 2020
<b>Secured - at amortised cost</b>		
<b>Terms Loans</b>		
From Banks <sup>(a)</sup>	879.17	911.94
From Non Banking Finance Companies <sup>(b)</sup>	14.01	191.18
<b>Total</b>	<b>893.18</b>	<b>1,103.12</b>

a. Term loans from HDFC bank, ICICI bank and IndusInd bank, as mentioned above, are secured by hypothecation of Vehicles, Rigs, Mud Pumps, Compressor. commercial vehicles & Excavators funded by them and further secured by personal guarantees of directors. Amounts payable after 12 months of Balance Sheet date, are considered as Long Term and amounts payable with 12 months, have been disclosed as "Current maturities of Long term debt" under the note "Other financial liabilities-Current".

b. Term loans from Tata Capital Financial Services Limited, as mentioned above, are secured by hypothecation of Rigs, Logging unit & Misc. assets funded by them and further secured by personal guarantee of promoter directors. Amounts payable after 12 months of Balance Sheet date, are considered as Long Term and amounts payable within 12 months, have been disclosed as "Current maturities of Long term debt" under the note "Other financial liabilities-Current".

## Terms of Repayment of Term Loans (including Current maturities of Non Current Borrowings) :

Particulars	As at 31st March, 2021	As at 31st March, 2020
Interest rate terms	Linked with the lending rate declared by the financial institution from time to time	
Frequency of principal repayments	Monthly	
Next one year	1,517.55	1,376.57
One to five years	893.18	1,103.12
<b>Total</b>	<b>2,410.73</b>	<b>2,479.69</b>

There is no default as on balance sheet date in repayment of loans and servicing of interest.

## 20. OTHER FINANCIAL LIABILITIES (NON-CURRENT)

Particulars	As at 31st March, 2021	As at 31st March, 2020
<b>Financial liabilities at amortized cost</b>		
Security Deposit	3.86	3.53
<b>Total</b>	<b>3.86</b>	<b>3.53</b>

## 21. PROVISIONS - NON CURRENT

Particulars	As at 31st March, 2021	As at 31st March, 2020
Provision for employee benefits		
a) Gratuity (Refer Note-43)	25.62	18.58
b) Leave Encashment (Refer Note-43)	9.75	7.79
<b>Total</b>	<b>35.37</b>	<b>26.37</b>

## 22. DEFERRED TAX LIABILITIES (NET)\*

Particulars	As at 31st March, 2021	As at 31st March, 2020
Deferred tax liabilities	527.64	526.85
Deferred tax assets	(108.24)	(120.14)
Less : MAT credit entitlement as at end of the year	(0.75)	(0.75)
<b>Net deferred tax liabilities/(Assets)</b>	<b>418.65</b>	<b>405.96</b>

\*Refer Note-42

## 23. OTHER NON-CURRENT LIABILITIES

Particulars	As at 31st March, 2021	As at 31st March, 2020
Advance rental income	24.42	25.47
<b>Total</b>	<b>24.42</b>	<b>25.47</b>

## 24. BORROWINGS - CURRENT

Particulars	As at 31st March, 2021	As at 31st March, 2020
<b>Loans repayable on demand (at amortised cost)</b>		
<b>Secured Loan</b>		
<b>From banks<sup>(a)</sup></b>		
Cash credit, Working capital demand loan and Drop line overdraft facility	1,743.22	1,456.18
Bill Discounted from Banks	400.00	371.11
<b>Unsecured Loan</b>		
From Related parties	45.70	142.71
From Other - Inter corporate loans	164.12	859.03
<b>Total</b>	<b>2,353.04</b>	<b>2,829.04</b>

b. Term loans from Tata Capital Financial Services Limited, as mentioned above, are secured by hypothecation of Rigs, Logging unit & Misc. assets funded by them and further secured by personal guarantee of promoter directors. Amounts payable after 12 months of Balance Sheet date, are considered as Long Term and amounts payable within 12 months, have been disclosed as "Current maturities of Long term debt" under the note "Other financial liabilities-Current".

## 25. TRADE PAYABLES

Particulars	As at 31st March, 2021	As at 31st March, 2020
Total outstanding dues of Micro Enterprises and Small Enterprises*	-	52.93
Total outstanding dues of other than Micro Enterprises and Small Enterprises	2,415.94	2,111.13
<b>Total</b>	<b>2,415.94</b>	<b>2,164.06</b>

\*Refer Note No.41

## 26. OTHER FINANCIAL LIABILITIES (CURRENT)

Particulars	As at 31st March, 2021	As at 31st March, 2020
<b>Financial liabilities at amortized cost</b>		
Current maturities of Non current borrowings (Refer note no. 19(a) & (b))	1,517.55	1,376.57
Expenses payable	171.66	172.41
Interest accrued but not due on borrowings	12.52	8.79
Capital Creditors	39.77	8.50
Security Deposit	3.87	3.87
Book Overdraft	-	0.03
Other Payables	90.87	62.24
<b>Total</b>	<b>1,836.25</b>	<b>1,632.41</b>

## 27. PROVISIONS - CURRENT

Particulars	As at 31st March, 2021	As at 31st March, 2020
<b>Provision for Employee Benefits</b>		
a) Gratuity (Refer Note-43)	87.91	91.90
b) Leave Encashment (Refer Note-43)	1.39	3.69
<b>Total</b>	<b>89.31</b>	<b>95.59</b>

## 28. CURRENT TAX LIABILITIES (NET)

Particulars	As at 31st March, 2021	As at 31st March, 2020
Current tax liabilities (net of advance tax and TDS receivable)	98.07	-
<b>Total</b>	<b>98.07</b>	<b>-</b>

Refer Note-42

## 29. OTHER CURRENT LIABILITIES

Particulars	As at 31st March, 2021	As at 31st March, 2020
Statutory liabilities*	75.21	88.30
Others	1.10	1.38
<b>Total</b>	<b>76.31</b>	<b>89.68</b>

\*Statutory liabilities includes contribution to Provident fund and Employee state insurance corporation, Tax deducted/collected at source, Goods and service tax etc.

## 30. REVENUE FROM OPERATIONS

Particulars	For the year ended 31st March, 2021	For the year ended 31st March, 2020
<b>Sale of Products</b>		
Scrap & Other Sales	5.49	20.62
<b>Sale of Services</b>		
<b>Billed Revenue</b>		
From Exploration & Other Services(a)	9,009.93	7,267.19
<b>Unbilled Revenue</b>		
From Exploration Services(b)	1,340.87	1,292.26
<b>Total Revenue From Operation</b>	<b>10,356.29</b>	<b>8,580.06</b>

- (a) Includes revenue from leasing services amount to Rs.180.44 Lac (PY Rs.107.66 Lac)
- (b) It is part of revenue earned in current accounting period for which the regular billing could not be completed by the cut off date of 31st March, 2021 due to certain technical and other reasons beyond our control.

## 31. OTHER INCOME

Particulars	For the year ended 31st March, 2021	For the year ended 31st March, 2020
<b>Interest Income</b>		
From Fixed Deposits	29.71	26.59
<b>Other Non-operating Income</b>		
Net gain on foreign currency transaction & traslation	10.59	11.45
Gain on sale of assets	112.50	-
Rental income	129.08	125.33
Miscellaneous income	5.22	4.19
<b>Total</b>	<b>287.11</b>	<b>167.57</b>

## 32. COST OF MATERIALS CONSUMED

Particulars	For the year ended 31st March, 2021	For the year ended 31st March, 2020
Opening Inventory	3,039.14	2,754.04
Add: Purchases during the year	1,898.04	1,613.05
Less: Closing Inventory	(3,242.74)	(3,039.14)
<b>Total</b>	<b>1,694.43</b>	<b>1,327.95</b>

## 33. OPERATING EXPENSES

Particulars	For the year ended 31st March, 2021	For the year ended 31st March, 2020
Communication Expenses	17.32	68.75
Hire Charges	388.02	299.31
Repairs- Machines and vehicles	55.23	45.86
Consultancy Charges-Operations	81.22	79.82
Site Preparation, Running & Maintenance Cost	99.97	22.57
Goods & Machines Movement Charges	107.41	108.18
Project Management Charges	36.44	-
Local Conveyance, Boarding & Lodging Expenses	3.90	8.46
Electricity Charges	3.94	3.80
Work delay charges & Other Deductions	3.43	27.32
Postage & Telegram	1.35	1.59
Printing & Stationary	4.35	4.47
Cost of Sub-Contract Work & Technical Fees	3,321.98	2,476.29
Fooding Cost	127.90	149.95
Security Expenses- Operation	17.84	-
Others	4.27	13.70
<b>Total</b>	<b>4,274.57</b>	<b>3,310.09</b>



## 34. EMPLOYEE BENEFITS EXPENSES

Particulars	For the year ended 31st March, 2021	For the year ended 31st March, 2020
Salaries and wages	1,601.84	1,696.78
Contribution to Provident and other funds (Refer Note 43)	94.47	110.09
Staff welfare expenses	8.46	23.82
<b>Total</b>	<b>1,704.77</b>	<b>1,830.68</b>

## 35. FINANCE COST

Particulars	For the year ended 31st March, 2021	For the year ended 31st March, 2020
Interest expense	527.45	477.48
Other borrowing costs	6.11	31.77
<b>Total</b>	<b>533.56</b>	<b>509.25</b>

## 36. DEPRECIATION & AMORTIZATION EXPENSES

Particulars	For the year ended 31st March, 2021	For the year ended 31st March, 2020
Depreciation of Property, plant and equipment	698.47	599.83
Depreciation of Investment Property	44.59	49.27
Amortisation of Right of use assets	36.80	37.54
<b>Total</b>	<b>779.86</b>	<b>686.63</b>

## 37. OTHER EXPENSES

Particulars	For the year ended 31st March, 2021	For the year ended 31st March, 2020
Bank Charges	10.52	6.57
Business Development Expenses	27.10	46.77
Communication Expenses	8.45	9.41
Electricity & Water Charges	4.72	6.98
Insurance Charges	33.65	37.13
Interest on Taxes, Demands & Penalties	5.97	1.47
Web Server Hire Charges & Other IT Cost	4.71	2.35
Legal, Professional & Consultancy Charges	67.59	119.37
Rentals	23.45	23.12
Repair & Maintenance	11.53	9.24
Security Expenses	7.83	7.20
Cost of travel & Local Conveyance	24.62	52.79
Expenses Related to Investment Property	6.55	6.88
Payment to Auditors*	4.20	3.70
Expenditure on CSR Activities	26.17	24.07
Courier Charges	0.66	3.04
Printing & Stationary Expenses	2.15	7.75
Capital loss	-	98.68
Bad Debts Written Off	53.51	7.87
Miscellaneous Expenses	12.17	28.23
<b>Total</b>	<b>335.55</b>	<b>502.60</b>

### \*PAYMENT TO AUDITORS :

Particulars	For the year ended 31st March, 2021	For the year ended 31st March, 2020
Audit Fees	3.50	2.50
Limited Review & Other Services Fees	0.70	0.70
<b>Total</b>	<b>4.20</b>	<b>3.20</b>

## 38. EARNING PER SHARE (EPS)

Particulars	For the year ended 31st March, 2021	For the year ended 31st March, 2020
Profit attributable to the equity holders of the Company (A)	1,022.14	327.50
Weighted average number of equity shares (B)	2,79,02,400	2,79,02,400
Basic Earning per share (Rs)* (A/B)	3.66	1.17
Diluted earnings per share (Rs)(A/B)	3.66	1.17
Face Value per equity share (Rs.)	10.00	10.00

## 39. CONTINGENT LIABILITIES AND COMMITMENTS:

### A. i) Contingent Liabilities (to the extent not provided for)

Particulars	For the year ended 31st March, 2021	For the year ended 31st March, 2020
<b>i) Guarantees</b>		
Bank Gaurantees	1,598.57	2,024.67
Corporate Gaurantee for Subsidiary*	25.28	25.28
<b>Total</b>	<b>1,623.86</b>	<b>2,049.95</b>

\* Gaurantee given for machine finance, amount financed Rs.358.27 Lac (Previous year Rs.358.26 Lac).

### ii) Other contingently liability

Particulars	For the year ended 31st March, 2021	For the year ended 31st March, 2020
Letter of Credits	17.61	-
Income Tax	189.39	189.39
VAT/WCT/Entry Tax	27.55	27.55
<b>Total</b>	<b>234.55</b>	<b>216.94</b>

### Detail of demand outstanding

Nature of statute	Nature of The dues	Amount as at 31st March, 2021	Period to which the amount relates	Forum where dispute is pending	Amount as at 31st March, 2020
Income Tax Act, 1961	Income Tax	5.09	A.Y. 2012-2013	The Commission of Income tax (Appeal)-8, New Delhi	5.09
Income Tax Act, 1961	Income Tax	92.31	A.Y. 2014-2015	Income tax-Order E. No. ACIT/CIR-24(1) 2016-17 Date 01.03.2017 Under Appeal	92.31
Income Tax Act, 1961	Income Tax	91.98	AY 2016-17	Appeal to the Commissioner of Income-tax (Appeals) CIT (A), Delhi- 8, Ack No. 409791771170119 dt 17.01.2019	91.98
Entry Tax	Entry Tax	18.24	01.04.2008 to 30.06.2018	Odisha Entry Tax, Order No.-1266 dt. 27.02.2017., Under Appeal Case No-AA-716, CU-II (ET) 16-17 ORDER	18.24
Entry Tax	Entry Tax	4.81	01.04.2010 to 31.03.2015	Odisha Entry Tax, Order No.-2835 dt. 31.03.2017., Under Appeal Case No-1418000000000013 dt. 23.03.2018	4.81
VAT/WCT	VAT	4.50	01.04.2010 to 31.03.2015	VAT TAX- 313, Order No.-2834 dt. 31.03.2017., Under Appeal Case No-1418000000000014 dt. 23.03.2018	4.50

## B. Commitments

Particulars	For the year ended 31st March, 2021	For the year ended 31st March, 2020
<b>Uncalled liability on shares and other investments partly paid</b>		
Investment in Carpediem Capital Partners Fund (Total Capital Commitment Rs.100.00 Lac)	3.50	7.00
<b>Total</b>	<b>3.50</b>	<b>7.00</b>

### 40. Lease liability

The Ministry of Corporate Affairs ("MCA") through the Companies (Indian Accounting Standards) Amendment Rules, 2019 has notified Ind AS 116 Leases ('Ind AS 116') which replaces the existing lease standard, Ind AS 17 Leases. Ind AS 116 sets out the principles for recognition, measurement, presentation and disclosure of leases for both lessees and lessors. The Company has adopted Ind AS-116 "Leases" effective 1st April, 2018 as notified by the Ministry of Corporate Affairs (MCA) and has applied the Standard to its leases. This has resulted in recognising Right-of-Use assets and corresponding Lease Liabilities. This Standard has been applied on the accounting for Corporate office taken on lease by the Company at 4th Floor, Siddhartha House, Plot No.-06, Sector-44, Gurugram-122003, Haryana from M/s Kingdom Hotel & Resorts Private Limited from 17.06.2016 to 19.07.2025.

#### i) The movement in Lease liabilities during the year

Particulars	As at 31st March, 2021	As at 31st March, 2020
Opening Balance	226.36	253.28
Add: Interest Expense as per Ind-AS 116	18.55	21.22
Less: Payment of Lease liabilities	(49.86)	(48.14)
<b>Closing Balance</b>	<b>195.05</b>	<b>226.36</b>

- ii) The carrying value of the Rights-of-use and depreciation charged during the year  
For details pertaining to the carrying value of Right of use assets and amortization charged during the year, kindly refer note - 4 "Right of use assets".

#### iii) Amounts recognised in statement of cash flows

Particulars	As at 31st March, 2021	As at 31st March, 2020
Total Cash outflow for Leases	49.86	48.14

#### iv) Maturity Analysis of Lease Liabilities

##### Maturity Analysis of contractual undiscounted cash flows

Particulars	As at 31st March, 2021	As at 31st March, 2020
Next one year	34.13	31.31
One to five years	160.92	178.79
More than five years	-	16.26
<b>Total undiscounted lease liabilities</b>	<b>195.05</b>	<b>226.36</b>
<b>Balances of Lease Liabilities</b>		
Current	34.13	31.31
Non Current	160.92	195.05
<b>Total Lease Liability</b>	<b>195.05</b>	<b>226.36</b>

41. Sundry Creditors include the following dues to micro and small enterprises covered under "The Micro, Small and Medium Enterprises Development Act, 2006" (MSMED) to the extent such parties have been identified from the available information.

Particulars	As at 31st March, 2021	As at 31st March, 2020
Principal amount outstanding as at end of year	-	52.93
Principal amount overdue more than 45 days	-	-
Interest due and unpaid as at end of year	-	-
Interest paid to the supplier	-	-
Payments made to the supplier beyond the appointed day during the year	-	-
Interest due and payable for the year of delay	-	-
Interest accrued and remaining unpaid as at end of year	-	-
Amount of further interest remaining due and payable in succeeding year	-	-

The above disclosure has been determined to the extent such parties have been identified on the basis of information available with the Company.

## 42. TAXATION

Particulars	For the year ended 31st March, 2021	For the year ended 31st March, 2020
<b>Income tax recognised in Statement of Profit and Loss</b>		
a) Current tax	315.05	241.56
b) Tax adjustments relating to earlier years	(2.85)	-
c) Deferred tax	4.53	(23.31)
<b>Total income tax expenses recognised in the current year</b>	<b>316.73</b>	<b>218.24</b>
The income tax expenses for the year can be reconciled to the accounting profit as follows:		
Profit before tax	1,320.66	547.79
Applicable Tax Rate	25.17	27.82
Computed Tax Expense	332.38	152.40
<b>Tax effect of :</b>		
Effect of expenses that are not deductible in determining taxable profit	7.99	3.01
Tax adjustments relating to earlier years	(2.85)	-
Other Deduction	(20.79)	0.29
Deferred tax assets not recognised	-	62.55
<b>Tax Expenses recognised in Statement of Profit and Loss</b>	<b>316.74</b>	<b>218.24</b>
Effective Tax Rate	0.24	0.40

The significant component of deferred tax assets / (liabilities) and movement during the year are as under:

Particulars	Deferred tax Liability/(Asset) as at March 31, 2020	Recognised/ (reversed) in Statement of profit & loss	Recognised/(reversed) in Other comprehensive Income	Deferred tax Liability/(Asset) as at March 31, 2021
<b>Deferred Tax Assets</b>				
Right to Use Liability	(62.97)	13.88	-	(49.09)
Provisions for Gratuity & Leave encashment	(57.17)	(1.98)	-	(59.15)
<b>Deferred Tax Liabilities</b>				
Property, Plant and Equipment	317.69	3.64	-	321.33
Deferred Expense	63.90	(6.09)	-	57.81
Other Comprehensive Income	36.94	-	8.16	45.10
Right to Use Asset	55.23	(15.57)	-	39.65
Other	53.09	10.66	-	63.75

The significant component of deferred tax assets / (liabilities) and movement during the previous year are as under:

Particulars	Deferred tax Liability/(Asset) as at April 1, 2019	Recognised/ (reversed) in statement of profit & loss	Recognised/(reversed) in Other comprehensive Income	Deferred tax Liability/(Asset) as at March 31, 2020
<b>Deferred Tax Assets</b>				
Right to Use Liability	(71.42)	8.45	-	(62.97)
Provisions for Gratuity & Leave encashment	(55.75)	(1.42)	-	(57.17)
<b>Deferred Tax Liabilities</b>				
Property, Plant and Equipment	347.29	(29.61)	-	317.69
Deferred Expense	64.77	(0.87)	-	63.90
Other Comprehensive Income	27.25	-	9.69	36.94
Right to Use Asset	66.57	(11.34)	-	55.23
Other	41.62	11.47	-	53.09

## 43. EMPLOYEE BENEFITS

### Defined contribution plans

Amount recognized in the Statement of Profit and Loss are as under :

Particulars	For the year ended 31st March, 2021	For the year ended 31st March, 2020
Provident Fund	80.47	94.75
Employees' State Insurance Corporation	13.42	15.22
Other Funds	0.58	0.12
<b>Total</b>	<b>94.47</b>	<b>110.09</b>

Expenses incurred on account of the the above defined contribution plans have been included under Contribution to Provident and other funds in Note 33 "Employee Benefit Expenses".

### Defined benefit plans: -

The employer Gratuity Fund Scheme, which is defined benefit plan, is managed by the trust which maintains its investment with HDFC Life. The gratuity plan is governed by the Payment of Gratuity Act, 1972. Under the gratuity plan, every employee who has completed at least five years of service usually gets a gratuity on departure @ 15 days of last drawn basic salary for each completed year of service. The present value of obligation is determined based on actuarial valuation using the projected Unit Credit Method, which recognises each period of service as giving rise to additional unit of employee benefit entitlement and measures each unit separately to build up the final obligation.

The following tables summaries the components of net benefit expense recognised in the statement of profit or loss and the funded status and amounts recognised in the balance sheet for the respective plans:

## I. Gratuity

### a) Gratuity Disclosure Statement as per Ind-AS 19 For The Period 01/04/2020 - 31/03/2021

Particulars	For the year ended 31st March, 2021	For the year ended 31st March, 2020
Type of Benefit	Gratuity	Gratuity
Country	India	India
Reporting Currency	INR	INR
Reporting Standard	Indian Accounting Standard 19 (Ind AS 19)	Indian Accounting Standard 19 (Ind AS 19)
Funding Status	Funded	Funded
Starting Period	1st April, 2020	1st April, 2019
Date of Reporting	31st March, 2021	31st March, 2020
Period of Reporting	12 Months	12 Months

### b) Actuarial assumptions

Particulars	For the year ended 31st March, 2021	For the year ended 31st March, 2020
Expected Return on Plan Assets	6.82%	6.82%
Rate of Discounting	6.82%	6.82%
Rate of Salary Increase	3.17%	3.17%
Rate of Employee Turnover	2.00%	2.00%
Mortality Rate During Employment	Indian Assured Lives Mortality (2006-08) Ult	Indian Assured Lives Mortality (2006-08) Ult
Mortality Rate After Employment	N.A.	N.A.

### c) Change in the Present Value of Projected Benefit Obligation

Particulars	For the year ended 31st March, 2021	For the year ended 31st March, 2020
<b>Present Value of Benefit Obligation at the Beginning of the Period</b>	137.54	149.71
Current service cost	22.34	16.43
Interest cost	9.38	10.42
Actuarial (Gains)/Losses on Obligations - Due to Change in Demographic Assumptions	3.52	(57.35)
Actuarial (Gains)/Losses on Obligations - Due to Change in Financial Assumptions	(25.12)	14.63
Actuarial (Gains)/Losses on Obligations - Due to Experience	(5.77)	4.45
(Benefit Paid From the Fund)	(15.68)	(0.75)
<b>Present Value of Benefit Obligation at the End of the Period</b>	<b>126.22</b>	<b>137.54</b>



## d) Change in the Fair Value of Plan Assets

Particulars	For the year ended 31st March, 2021	For the year ended 31st March, 2020
<b>Fair Value of Plan Assets at the Beginning of the Period</b>	27.06	25.84
Interest Income	1.85	1.80
Contributions by the Employer	-	-
(Benefit Paid from the Fund)	(15.68)	(0.75)
Return on Plan Assets, Excluding Interest Income	(0.54)	0.16
<b>Fair Value of Plan Assets at the End of the Period</b>	<b>12.68</b>	<b>27.06</b>

## e) Amount Recognized in the Balance Sheet

Particulars	For the year ended 31st March, 2021	For the year ended 31st March, 2020
(Present Value of Benefit Obligation at the end of the Period)	(126.22)	(137.54)
Fair Value of Plan Assets at the end of the Period	12.68	27.06
Funded Status (Surplus/ (Deficit))	(113.54)	(110.49)
<b>Net (Liability)/Asset Recognized in the Balance Sheet</b>	<b>(113.54)</b>	<b>(110.49)</b>

## f) Net Interest Cost for Current Period

Particulars	For the year ended 31st March, 2021	For the year ended 31st March, 2020
Present Value of Benefit Obligation at the Beginning of the Period	137.54	149.71
(Fair Value of Plan Assets at the Beginning of the Period)	(27.06)	(25.84)
<b>Net Liability/(Asset) at the Beginning</b>	<b>110.49</b>	<b>123.87</b>
Interest Cost	9.38	10.42
(Interest Income)	(1.85)	(1.80)
<b>Net Interest Cost for Current Period</b>	<b>7.54</b>	<b>8.62</b>

## g) Expenses Recognized in the Statement of Profit or Loss for Current Period

Particulars	For the year ended 31st March, 2021	For the year ended 31st March, 2020
Current Service Cost	22.34	16.43
Net Interest Cost	7.54	8.62
<b>Expenses Recognized</b>	<b>29.88</b>	<b>25.05</b>

## h) Expenses Recognized in the Other Comprehensive Income (OCI) for Current Period

Particulars	For the year ended 31st March, 2021	For the year ended 31st March, 2020
Actuarial (Gains)/Losses on Obligation For the Period	(27.37)	(38.27)
Return on Plan Assets, Excluding Interest Income	0.54	(0.16)
Change in Asset Ceiling	-	-
<b>Net (Income)/Expense For the Period Recognized in OCI</b>	<b>(26.83)</b>	<b>(38.43)</b>

## I) Balance Sheet Reconciliation

Particulars	For the year ended 31st March, 2021	For the year ended 31st March, 2020
<b>Opening Net Liability</b>	110.49	123.87
Expenses Recognized in Statement of Profit or Loss	29.88	25.05
Expenses Recognized in OCI (Employer's Contribution)	(26.83)	(38.43)
	-	-
<b>Net Liability/(Asset) Recognized in the Balance Sheet</b>	<b>113.54</b>	<b>110.49</b>

## j) Category of Assets

Particulars	For the year ended 31st March, 2021	For the year ended 31st March, 2020
Insurance fund	12.68	27.06
<b>Total</b>	<b>12.68</b>	<b>27.06</b>

## k) Other Details

Particulars	For the year ended 31st March, 2021	For the year ended 31st March, 2020
No of Active Members	511	562
Per Month Salary For Active Members	87.91	91.90
Weighted Average Duration of the Projected Benefit Obligation	10.00	12.00
Average Expected Future Service	18.00	20.00
Projected Benefit Obligation	126.22	137.54
Prescribed Contribution For Next Year (12 Months)	87.91	91.90

## l) Sensitivity Analysis

Particulars	For the year ended 31st March, 2021	For the year ended 31st March, 2020
Projected Benefit Obligation on Current Assumptions	126.22	137.54
Delta Effect of +1% Change in Rate of Discounting	(9.48)	(12.56)
Delta Effect of -1% Change in Rate of Discounting	11.13	15.21
Delta Effect of +1% Change in Rate of Salary Increase	9.73	13.61
Delta Effect of -1% Change in Rate of Salary Increase	(8.35)	(11.32)
Delta Effect of +1% Change in Rate of Employee Turnover	7.66	6.75
Delta Effect of -1% Change in Rate of Employee Turnover	(8.74)	(7.84)

The sensitivity analysis have been determined based on reasonably possible changes of the respective assumptions occurring at the end of the reporting period, while holding all other assumptions constant.

The sensitivity analysis presented above may not be representative of the actual change in the projected benefit obligation as it is unlikely that the change in assumptions would occur in isolation of one another as some of the assumptions may be correlated.

Furthermore, in presenting the above sensitivity analysis, the present value of the projected benefit obligation has been calculated using the projected unit credit method at the end of the reporting period, which is the same method as applied in calculating the projected benefit obligation as recognised in the balance sheet.

There was no change in the methods and assumptions used in preparing the sensitivity analysis from prior years.

## II Leave Encashment

### a) Leave Encashment Disclosure Statement as per Ind-AS 19 For The Period 01/04/2020 - 31/03/2021

Particulars	For the year ended 31st March, 2021	For the year ended 31st March, 2020
Date of Valuation	31st March, 2021	31st March, 2020
Benefit Type	Privilege Leave	Privilege Leave
Method of Valuation	Projected Unit Credit Method	Projected Unit Credit Method

### b) Data Summary and Analysis

Particulars	For the year ended 31st March, 2021	For the year ended 31st March, 2020
Number of Employees	511	562
Total Salary (Encashment)	87.91	91.90
Average Salary (Encashment)	0.17	0.16
Average Age	34.03 years	33.68 years
Average Past Service	3.97 years	3.36 years
Total Leave Days	615.00 days	499.00 days
Average Leave Days	1.20 days	0.89 days

### c) Valuation Results

Particulars	For the year ended 31st March, 2021	For the year ended 31st March, 2020
Discontinuance Liability	17.51	15.78
Projected Benefit Obligation	11.14	11.48

### d) Other Results

Particulars	For the year ended 31st March, 2021	For the year ended 31st March, 2020
Average Future Service	18 years	20 years

### e) Current & Non-Current Liability

Particulars	For the year ended 31st March, 2021	For the year ended 31st March, 2020
Funding Status	Unfunded	Unfunded
Fund Balance	N.A.	N.A.
Current Liability	1.39	3.69
Non-Current Liability	9.75	7.79

### f) Valuation Assumptions

Particulars	For the year ended 31st March, 2021	For the year ended 31st March, 2020
(i) Financial Assumptions		
Salary Escalation Rate	1% p.a.	3.17% p.a.
Discount Rate	6.95% p.a.(Indicative G.Sec referenced on 31-03-2021)	6.82% p.a.(Indicative G.Sec referenced on 31-03-2020)
(ii) Demographic Assumptions		
Mortality Rate	Indian Assured Lives Mortality (2006-08) Ultimate	Indian Assured Lives Mortality (2006-08) Ultimate
Attrition Rate	2.50% p.a. for all service groups	2.00% p.a. for all service groups

## g) Valuation Inputs

Particulars	For the year ended 31st March, 2021	For the year ended 31st March, 2020
Retirement Age	60, 62, 63, 64, 65, 66, 67, 69, 70, 73 & 74 yrs	60 years
Maximum Accumulation	30 days	30 days
Divisor	30 (Monthly Salary/Divisor)	30 (Monthly Salary/Divisor)
While in service Encashment Rate	5.00% of the Leave balance (for the next year).	5.00% of the Leave balance (for the next year).

## 44. SEGMENT REPORTING

The Company's business falls within a single business segment of exploration and mining. Accordingly, there are no separate reportable segments as per Ind AS 108 dealing with Operating Segment

- i. Entity wide disclosure on Geographical basis :  
Revenue from operations

Particulars	For the year ended 31st March, 2021	For the year ended 31st March, 2020
Domestic	10,343.21	8,568.58
Overseas	13.08	11.48

## Non Current Segment Assets\*

Particulars	As at 31st March, 2021	As at 31st March, 2020
Domestic	6,261.91	6,727.97
Overseas	-	-

\*Non-current segment assets includes property, plant and equipments, capital work in progress, intangible assets and other non current assets.

## ii. Detail about the major Customer

Revenue from two major customers represented 77% (PY 52%) of the total revenue from operations of the company.

## 45. EXPENDITURE TOWARDS CORPORATE SOCIAL RESPONSIBILITY (CSR)

In accordance with section 135 of the Companies act 2013, the Company has incurred expenses on Corporate Social Responsibility (CSR) aggregating to Rs.26.17 Lac (PY Rs 24.07 Lac) for CSR activities carried out during the current year.

## 46. RELATED PARTY DISCLOSURE

### Key Management Personnel (KMP) :

Vikas Jain (Managing Director )  
Piyush Jain (Joint Managing Director )  
Dinesh Agarwal (Chief Financial Officer (CFO))  
Vaishali (Company Secretary)

### Relatives of Key Management Personnel (RKMP) :

Gajraj Jain  
Hemlata Jain  
Ruchi Jain  
Rachna Jain  
Kasvi Jain  
Piyush Jain  
Vikas Kucheria  
Akash Jain  
Abhash Jain

### Jointly Controlled Entity

Alara Resources LLC

## Enterprises significantly influenced by KMP or RKMP :

Alara Resources Ltd- Australia  
 Alsan Rubbers & Chemicals Pvt Ltd  
 Alsan Buildcon Pvt Ltd  
 Advac Projects Pvt Ltd  
 Advac Pvt Ltd  
 Chandra Prabhu International Limited  
 Ekam Leasing & Finance Co. Ltd

Katihar Flour Mills P Ltd  
 Pramuk Builders Pvt Ltd  
 Thakurji Towers Pvt Ltd  
 Zanskar Advisor Pvt Ltd  
 Gajraj Jain HUF  
 Vikas Jain HUF  
 Piyush Jain HUF

## Detail of transactions with Related parties :

Particulars	Related party			
	Jointly Controlled Entity	Key Management Personnel	Relative of KMP	Enterprises significantly influenced by KMP or RKMP
<b>Transactions during the year :</b>				
Remuneration		113.19 (PY.132.00)	4.50 (PY 26.52)	
Commission		76.71 (PY.63.34)		
Unsecured Loan taken		304.50 (PY.862.49)	40.13 (PY.158.44)	213.18 (PY 447.47)
Unsecured Loan Repaid		393.95 (PY.959.58)	78.69 (PY.364.80)	577.10 (PY 150.00)
Interest on Unsecured Loan		2.16 (PY.5.54)	0.14 (PY.4.05)	19.65 (PY.8.30)
Purchase of shares			NIL (PY 0.25)	
Sale of Drilling material	12.53 (PY.11.48)			
Sale of Service	0.55 (PY.Rs.NIL)			
<b>Balances at Year End :</b>				
Remuneration Payable		7.69 (PY.NIL)		
Commission Payable		47.48 (PY 55.13)		
Unsecured Loans		5.70 (PY 95.15)	40.00 (PY 78.57)	114.12 (PY 297.47)
Debtors	2.34 (PY.11.51)			
Investments	111.66 (PY.111.66)			

## 47. FINANCIAL INSTRUMENT AND RISK MANAGEMENT

### a) Financial instruments by category

Particulars	As at 31st March, 2021	As at 31st March, 2020
	Carrying Amount*	Carrying Amount*
<b>Financial Assets at amortised cost</b>		
Trade Receivables	6,148.74	5,690.64
Cash and cash equivalents	53.49	67.77
Bank balances other than above	623.88	378.25
Loans	4.00	4.00
Other Financial Asset	482.81	338.91
Investments	97.24	79.03
<b>At FVTOCI</b>		
Investments	183.12	161.50
<b>Total Financial Assets</b>	<b>7,593.28</b>	<b>6,720.10</b>
<b>Financial Liabilities at amortised cost</b>		
Borrowings (including current maturity of Non current borrowings)	4,763.77	5,308.73
Trade payables	2,415.94	2,164.06
Other financial liabilities	322.56	259.37
Lease liability	195.05	226.36
<b>Total Financial liabilities</b>	<b>7,697.31</b>	<b>7,958.52</b>

\*Carrying value of the financial assets and financial liabilities designated at amortised cost approximates its fair value.

### Fair value hierarchy

The Company uses the following hierarchy for determining and/or disclosing the fair value of financial instruments by valuation techniques:

The following is the basis of categorising the financial instruments measured at fair value into Level 1 to Level 3:

Level 1: This level includes financial assets that are measured by reference to quoted prices (unadjusted) in active markets for identical assets or liabilities.

Level 2: This level includes financial assets and liabilities, measured using inputs other than quoted prices included within Level 1 that are observable for the asset or liability, either directly (i.e., as prices) or indirectly (i.e., derived from prices).

Level 3: This level includes financial assets and liabilities measured using inputs that are not based on observable market data (unobservable inputs). Fair values are determined in whole or in part, using a valuation model based on assumptions that are neither supported by prices from observable current market transactions in the same instrument nor are they based on available market data.

Particulars	As at 31st March, 2021	As at 31st March, 2020
	Fair Value	Fair Value
Investment at Level 1	183.12	161.50

### b) Financial risk management

The Company's corporate treasury functions provides services to the business, coordinates access to the financial markets, monitors and manages the financial risks relating to operations of the Company through internal risk reports which analyse exposure by degree and magnitude of risk. These risks include market risk (including currency risk, interest rate risk and other price risks, credit risk and liquidity risk).



The principal financial assets of the Company include loans, trade and other receivables, and cash and bank balances that derive directly from its operations. The principal financial liabilities of the Company, include loans and borrowings, trade and other payables and the main purpose of these financial liabilities is to finance the day to day operations of the Company.

The Company's senior management oversees the management of these risks. The senior professionals working to manage the financial risks and the appropriate financial risk governance framework for the Company are accountable to the Board of Directors and Audit Committee. This process provides assurance to Company's senior management that the Company's financial risk-taking activities are governed by appropriate policies and procedures and that financial risk are identified, measured and managed in accordance with Company policies and Company risk objective. In the event of crisis caused due to external factors such as caused by recent pandemic "COVID-19", the management assesses the recoverability of its assets, maturity of its liabilities to factor it in cash flow forecast to ensure there is enough liquidity in these situations through internal and external source of funds. These forecast and assumptions are reviewed by board of directors.

#### **i. Credit risk**

Credit risk is the risk that counterparty will not meet its obligations leading to a financial loss. The Company is exposed to credit risk arising from trade receivables. All financial assets are initially considered performing and evaluated periodically for expected credit loss. A default on a financial asset is when there is a significant increase in the credit risk which is evaluated based on the business environment. The assets are written off when the Company is certain about the non-recovery.

##### **a. Trade receivables**

The Company extends credit to customers in normal course of business. The Company considers factors such as credit track record in the market and past dealings for extension of credit to customers. The Company monitors the payment track record of the customers. Outstanding customer receivables are regularly monitored.

An impairment analysis is performed at each reporting date on trade receivables by lifetime expected credit loss method based on provision matrix. The maximum exposure to credit risk at the reporting date is the carrying value of each class of financial assets. The Company does not hold collateral as security. The Company evaluates the concentration of risk with respect to trade receivables as low, as its major customers are Public Sector Undertakings. All debtors are good and realizable within the current financial year.

##### **b. Financial instruments and cash deposits**

Credit risk from balances with banks and financial institutions is managed by the Company's treasury department in accordance with the Company's policy. Investments of surplus funds are made in bank deposits and other risk free securities. The limits are set to minimize the concentration of risks and therefore mitigate financial loss through counterparty's potential failure to make payments. The Company's maximum exposure to credit risk for the components of the balance sheet at 31 March 2021 is the carrying amounts. The Company's maximum exposure relating to financial instrument is noted in liquidity table below.

Trade Receivables and other financial assets are written off when there is no reasonable expectation of recovery, such as debtor failing to engage in the repayment plan with the Company.

#### **ii. Liquidity risk**

The financial liabilities of the Company include loans and borrowings, trade and other payables. The Company's principal sources of liquidity are cash and cash equivalents and the cash flow that is generated from operations. The Company monitors its risk of shortage of funds to meet the financial liabilities using a liquidity planning tool. The Company plans to maintain sufficient cash and marketable securities to meet the obligations as and when fall due.

The table below analyses the Company's financial liabilities and financial assets into relevant maturity groupings based on their contractual maturities:

Particulars	As at 31st March, 2021	As at 31st March, 2020
	Carrying Amount	Carrying Amount
<b>Current Financial assets*</b>		
Trade receivables	6,148.74	5,690.64
Cash and cash equivalents	53.49	67.77
Bank balances other than above	623.88	378.25
Loans	4.00	4.00
Other financial assets	104.34	118.97
<b>Total</b>	<b>6,934.45</b>	<b>6,259.63</b>
<b>Non-Current Financial assets**</b>		
Investments	280.36	240.53
Other financial assets	378.47	219.94
<b>Total</b>	<b>658.83</b>	<b>460.47</b>
<b>Current Financial Liabilities*</b>		
Borrowings	2,353.04	2,829.04
Trade Payables	2,415.94	2,164.06
Lease Liability	34.13	31.31
Other Financial Liabilities	1,836.25	1,632.41
<b>Total</b>	<b>6,639.35</b>	<b>6,656.82</b>
<b>Non-Current Financial Liabilities**</b>		
Borrowings	893.18	1,103.12
Lease Liability	160.92	195.05
Other Financial Liabilities	3.86	3.53
<b>Total</b>	<b>1,057.96</b>	<b>1,301.70</b>

\*Maturity of Current Financial Assets and Current Financial Liabilities will be within next one year.

\*\*Below is the maturity profile of Non-Current Financial Assets and Non-Current Financial Liabilities :

Particulars	As at 31st March, 2021	As at 31st March, 2020
<b>Non-Current Financial assets</b>		
<b>Investments:</b>	<b>280.36</b>	<b>240.53</b>
Next one year	-	-
One to five years	-	-
More than five years	280.36	240.53
<b>Other financial assets:</b>	<b>378.47</b>	<b>219.94</b>
Next one year	-	-
One to five years	117.46	20.86
More than five years	261.01	199.08
<b>Non-Current Financial Liabilities :</b>		
<b>Borrowings</b>	<b>893.18</b>	<b>1,103.12</b>
Next one year	-	-
One to five years	893.18	1,103.12
More than five years	-	-
<b>Lease Liability :</b>	<b>160.92</b>	<b>195.05</b>
Next one year	-	-
One to five years	160.92	178.79
More than five years	-	16.26
<b>Other Financial Liabilities :</b>	<b>3.86</b>	<b>3.53</b>
Next one year	-	-
One to five years	-	-
More than five years	3.86	3.53

### iii. Market risk

Market risk is the risk that the fair value of future cash flows of a financial instrument will fluctuate because of changes in market prices. Market risk comprises three types of risk: currency rate risk, interest rate risk and other price risks, such as equity price risk and commodity price risk. Financial instruments affected by market risks include loans and borrowings, deposits, investments, and foreign currency receivables and payables. The sensitivity analysis in the following sections relate to the position as at reporting date. The analysis exclude the impact of movements in market variables on: the carrying values of gratuity and other post-retirement obligations; provisions; and the non-financial assets and liabilities. The sensitivity of the relevant Profit and Loss item and equity is the effect of the assumed changes in the respective market risks. This is based on the financial assets and financial liabilities held as of March 31, 2020, March 31, 2019 and April 1, 2018.

#### a) Foreign currency risk

Foreign currency risk is the risk that the fair value or future cash flows of a financial instrument will fluctuate because of changes in foreign exchange rates. The Company's exposure to the risk of changes in foreign exchange rates relates primarily to the Company's operating activities (when revenue or expense is denominated in foreign currency). The Company evaluates exchange rate exposure arising from foreign currency transactions and follows established risk management policies.

Foreign Currency Exposure that have not been hedged by derivative Instrument are given below.

Liabilities/Assets	Foreign Currency		INR Equivalent	
	As at 31st March, 2021	As at 31st March, 2020	As at 31st March, 2021	As at 31st March, 2020
<b>Liabilities</b>				
USD	0.54	0.42	39.58	31.50
OMR	-	-	-	-
<b>Assets</b>				
USD	0.02	0.07	1.80	4.94
EURO	0.00	-	0.22	-
OMR	0.02	0.04	3.17	6.57

#### Foreign currency sensitivity analysis

The following tables demonstrate the sensitivity to a reasonably possible change in USD and OMR exchange rates, with all other variables held constant. The impact on the Company's profit before tax is due to changes in the fair value of monetary assets and liabilities including non-designated foreign currency derivatives and embedded derivatives.

#### Impact on Profit / (loss) for the year for a 5% change:

Particulars	Increase		Decrease	
	As at 31st March, 2021	As at 31st March, 2020	As at 31st March, 2021	As at 31st March, 2020
<b>Payables</b>				
USD /INR	(1.98)	(1.57)	1.98	1.57
OMR/INR		-		-
<b>Receivables</b>				
USD /INR	0.09	0.25	(0.09)	(0.25)
EURO /INR	0.01	-	(0.01)	-
OMR/INR	0.16	0.33	(0.16)	(0.33)

**b) Interest rate risk**

Interest rate risk is the risk that the fair value or future cash flows of a financial instrument will fluctuate because of changes in market interest rates. The Company's exposure to the risk of changes in market interest rates relates primarily to the Company's debt obligations with floating interest rates.

As the Company has no significant interest-bearing assets, the income and operating cash flows are substantially independent of changes in market interest rates. Exposure to the risk of changes in market interest rates relates primarily to the debt obligations with floating interest rates, which are included in interest bearing loans and borrowings. The Company's has only fixed rate borrowings which are carried at amortised cost. They are therefore not subject to interest rate risk, since neither the carrying amount nor the future cash flows will fluctuate because of a change in market interest rates.

**c) Capital Management**

The Company manages its capital structure and makes adjustments in light of changes in economic conditions and the requirements of the financial covenants. The Company's primary objective when managing capital is to ensure that it maintains an efficient capital structure and healthy capital ratios and safeguard the Company's ability to continue as a going concern in order to support its business and provide maximum returns for shareholders. The Company also proposes to maintain an optimal capital structure to reduce the cost of capital.

For the purpose of the Company's capital management, capital includes issued equity share capital, security premium reserve and all other equity reserves. Net debt includes, interest bearing loans and borrowings less cash and cash equivalents.. The Company monitors capital using gearing ratio, which is net debt divided by total capital.

Particulars	As at 31st March, 2021	As at 31st March, 2020
Long term Borrowings	893.18	1,103.12
Current maturities of Long term debt	1,517.55	1,376.57
Short term Borrowings	2,353.04	2,829.04
Less : Cash and Cash Equivalents	(53.49)	(67.77)
<b>Net debt</b>	<b>4,710.28</b>	<b>5,240.96</b>
<b>Total Equity</b>	<b>9,416.46</b>	<b>8,392.86</b>
<b>Gearing Ratio</b>	<b>50.02%</b>	<b>62.45%</b>

**48. DISCLOSURE AS PER IND AS 112 'DISCLOSURE OF INTEREST IN OTHER ENTITIES'**
**a) ENTERPRISES CONSOLIDATED AS SUBSIDIARY IN ACCORDANCE WITH IND-AS 110 –CONSOLIDATED FINANCIAL STATEMENTS**

Name of the Subsidiary	Country of Incorporation	Proportion of ownership interest and voting power held by the Group(%)		Principal Activities
		As at 31st March, 2021	As at 31st March, 2020	
Pilot Pipelines Private Limited	India	100%	100%	Business of Infrastructure development To carry on the business of Seismic and other exploratory services for coal, minerals, energy, oil and gas.
South West Oil Field Services Private Limited	India	100%	N.A	

**b) SIGNIFICANT ENTERPRISES CONSOLIDATED AS ASSOCIATES AND JOINT VENTURES IN ACCORDANCE WITH INDIAN ACCOUNTING STANDARD 28 – INVESTMENTS IN ASSOCIATES AND JOINT VENTURES**

Name of the Enterprise	Country of Incorporation	Proportion of Ownership Interest		Accounting Method
		As at 31st March, 2021	As at 31st March, 2020	
Alara Resources LLC	The Sultanate of Oman	35%	35%	Equity Method

**Carrying Amount**

Name of the Enterprise	As at 31st March, 2021	As at 31st March, 2020
Alara Resources LLC	97.24	79.03

**Summarised Balance Sheet**

Particulars	Alara resources LLC	
	As at 31st March, 2021	As at 31st March, 2020
Current assets	319.13	4,383.72
Current liabilities	579.38	4,621.90
<b>Net current assets/(liabilities)</b>	<b>(260.25)</b>	<b>(238.18)</b>
Non-Current assets	211.64	400.29
Non-Current liabilities	-	-
<b>Net non-current assets/(liabilities)</b>	<b>211.64</b>	<b>400.29</b>
<b>Net Assets</b>	<b>(48.61)</b>	<b>162.12</b>

**Summarised statement of profit and loss for the year ended**

Particulars	Alara resources LLC	
	For the year ended 31st March, 2021	For the year ended 31st March, 2020
Total income	424.59	25.51
Profit/(loss) for the year	52.01	(93.23)
Other comprehensive income/(expense)	-	-
<b>Total comprehensive income/(expense)</b>	<b>52.01</b>	<b>(93.23)</b>
Profit/(loss) allocated	18.21	(32.63)

**49. DISCLOSURE AS PER SCHEDULE III TO THE COMPANIES ACT, 2013**

Net Assets, i.e., total assets minus total liabilities

Particulars	As at 31st March, 2021		As at 31st March, 2020	
Name of the entity in the Group	INR	As % of consolidated net assets	INR	As % of consolidated net assets
<b>Parent</b>				
South West Pinnacle Exploration Ltd	9,757.79	103.62%	8,703.75	103.70%
<b>Indian subsidiaries</b>				
Pilot Pipelines Private Limited	(295.08)	-3.13%	(247.10)	-2.94%
South West Oil Field Services Pvt. Ltd.	0.33	0.00%	-	0.00%
<b>Joint Controlled Entity</b>				
Alara Resources LLC	-	-	-	-
<b>Non-controlling interest</b>				
	-	0.00%	-	0.00%
<b>Adjustments arising out of consolidation</b>	(46.59)	-0.49%	(63.79)	-0.76%
<b>Total</b>	<b>9,416.46</b>	<b>100.00%</b>	<b>8,392.86</b>	<b>100.00%</b>

As at 31st March, 2021

Particulars	Share in profit and loss		Share in other comprehensive income		Share in total comprehensive income	
Name of the entity in the Group	INR	As % of consolidated profit and loss	INR	As % of consolidated other comprehensive income	INR	As % of total comprehensive income
<b>Parent</b>						
South West Pinnacle Exploration Ltd	1,052.56	102.98%	36.79	100.00%	1,089.35	102.87%
<b>Indian subsidiaries</b>						
Pilot Pipelines Private Limited	(47.98)	-4.69%	-	0.00%	(47.98)	-4.53%
South West Oil Field Services Pvt. Ltd	(0.67)	-0.07%	-	0.00%	(0.67)	-0.06%
<b>Joint Controlled Entity</b>						
Alara Resources LLC	18.21	1.78%	-	0.00%	18.21	1.72%
<b>Total</b>	<b>1,022.14</b>	<b>100.00%</b>	<b>36.79</b>	<b>100.00%</b>	<b>1,058.93</b>	<b>100.00%</b>

As at 31st March, 2020

Particulars	Share in Profit and loss		Share in Other comprehensive income		Share in Total comprehensive income	
Name of the entity in the Group	INR	As % of consolidated profit and loss	INR	As % of consolidated other comprehensive income	INR	As % of total comprehensive income
<b>Parent</b>						
South West Pinnacle Exploration Ltd	554.40	168.23%	30.62	100.00%	585.02	162.43%
<b>Indian subsidiaries</b>						
Pilot Pipelines Private Limited	(192.22)	-58.33%	-	-	(192.22)	-53.37%
<b>Joint Controlled Entity</b>						
Alara Resources LLC	(32.63)	-9.90%	-	-	(32.63)	-9.06%
<b>Non-controlling interest</b>	2.05	0.62%	-	-	2.05	0.57%
<b>Adjustments arising out of consolidation</b>	(2.05)	-0.62%	-	-	(2.05)	-0.57%
<b>Total</b>	<b>329.55</b>	<b>100.00%</b>	<b>30.62</b>	<b>100.00%</b>	<b>360.17</b>	<b>100.00%</b>

50. Details of Loans given, Investments made and Guarantee given or security provided covered u/s 186 (4) of the Companies Act, 2013 are given under respective heads.

51. Previous year figures have been re-grouped/re-classified wherever necessary.

Significant Accounting Policies

1

See accompanying notes to the standalone financial statements

2 to 51

As per our report of even date attached

**For Doogar & Associates**

Chartered Accountants

FRN No. 000561N

**For and on behalf of the Board of Directors**

**Vardhman Doogar**

Partner

Membership No. 517347

**Vikas Jain**

Chairman & Managing Director

DIN : 00049217

**Piyush Jain**

Jt.Managing Director

DIN : 00049319

Place: Gurugram

Date: June 09, 2021

**Dinesh Agarwal**

Chief Financial Officer

**Vaishali**

Company Secretary





MINING OUR DREAM  
& EXPLORATION AN  
**OPPORTUNITY**  
WE ARE MAKING  
BOTH OF THEM A  
**REALITY**

## **SOUTH WEST PINNACLE EXPLORATION LTD.**

REGD. & CORP. OFFICE : "SIDDHARTHA HOUSE" 4TH FLOOR, PLOT No.-6  
SECTOR-44, GURUGRAM-122003 (HARYANA) INDIA

TELEPHONE : +91 124 4235400, 4235401

FACSIMILE : +91 124 4235402

E-mail : [investors@southwestpinnacle.com](mailto:investors@southwestpinnacle.com)

Website : [www.southwestpinnacle.com](http://www.southwestpinnacle.com)