JK Cement Ltd.
CIN: L17229UP1994PLC017199
Registered Office
Kamla Tower, Kanpur - 208001, U.P., India
+91-512-2371478 to 85 +91-512-2399854
shambhu.singh@jkcement.com
www.jkcement.com

Ref. No.JKCL/SE/inti.of AGM & AR2020-21/ **23.7.2021**

Bombay Stock Exchange Ltd.
Corporate Relationship Department
Phiroze Jeejeebhoy Towers,
25th floor, Dalal Street,
Mumbai-400001
Fax No. 022-22722041/22722061/22722037
22722039/22723719
Email:corp.relations@bseindia.com
SCRIP CODE: 532644
Kind Attn.: Mr. Sydney Miranda (AGM)

National Stock Exchange of India Ltd.
Exchange Plaza,
Bandra – Kurla Complex,
Bandra (E),
Mumbai-400051
Fax No.022-26598237/26598238
Email:cmlist@nse.co.in
SCRIP CODE JKCEMENT
Kind Attn.: Mr. Hari k (Asst. V.P.)

Sub: Integrated Annual Report for the financial year 2020-21 including Notice of 27th Annual General Meeting

Pursuant to Regulation 30 and 34(1) of SEBI (Listing Obligations and Disclosure Requirements) Regulations, 2015, the Integrated Annual Report of the Company for the financial year 2020-21 including the Notice convening 27th Annual General Meeting ("Notice"), being sent to the members through electronic mode, is attached.

The Integrated Annual Report including Notice is also uploaded on the Company's website and can be accessed at https://www.jkcement.com/pdf/jk_cement_ir21_final_for_website.pdf

This is for your information and records.

Thanking you,

Yours faithfully,

For J.K. Cement Ltd.

Shambhu Singh

Shambhu Singh
Head (Legal) & Company Secretary

Encl. As above

JKcement

J.K. Cement Ltd.

INTEGRATED REPORT 2020-21

YADUPATI SINGHANIA (1953 - 2020)

2017	Instrumental in making JK White Cement and JK Wall Putty Superbrands
2014	Set up a white cement plant outside India in Fujairah, UAE
2007	Started the first private university of Rajasthan
2007	Installed waste heat recovery systems to reduce carbon footprint
2002-2003	Launched JK Wall Putty – one of our top selling products
1994	Instituted the Architect of the Year Awards (AYA)
1992	Amplified skill development programmes for youth
1984	Started India's first limestone based White Cement plant

BUILDING ON A LEGACY

A LEGEND LIVES FOREVER...

Yadupati Singhania

(29.09.1953 - 13.08.2020)

Nation builder. Visionary industrialist. Philanthropist. Social engineer. Cricket enthusiast.

Shri Yadupati Singhania leaves behind a legacy which is an inspiration for generations. In his four decades of service to the nation, Shri Singhania not only cemented J.K. Cement's leadership, but also played a pivotal role in the evolution of the cement industry in India.

Guided by his deep-rooted patriotism and inclusive progress, he established the highest standards of corporate governance, ethical business conduct and responsible practices, while laying the foundation of self-reliance for a nation on the move two decades back. In his eventful life, Shri Singhania donned multiple hats with aplomb, raising the bar every time. He believed education is a critical catalyst in nation-building, and went on to build schools, management colleges, and vocational training institutes more than 25 years ago, when there were few such institutions of excellence in the country.

...THROUGH TALES OF GRIT, GUSTO AND GUMPTION

Shri Yadupati Singhania's life is a riveting journey of tribulations and triumphs achieved through incredible perseverance, prudence, determination, and foresight.



The Ingenious Technocrat-Entrepreneur

Shri Yadupati Singhania joined the family business in 1976 after earning his B. Tech degree from the illustrious Indian Institute of Technology, Kanpur. Inspired by his family values, Shri Singhania set out to acquire the requisite skills and training to pave his own path of success by starting out at the shop floors, albeit under the watchful eyes of industry stalwarts, Shri Sohanlal Singhania, Sir Padampat Singhania, and his father Dr. Gaur Hari Singhania. This decision helped him gain a 360-degree perspective, as he worked his way up through the technical, commercial and marketing functions of the business.

Early into his entrepreneurial journey, Shri Singhania could sense the immense potential of the cement industry in our fast-growing economy, which meant ramping up scale and capacity to meet the increasing demand. A task easier said than done, especially given his exacting requirements. He visited several cement manufacturing units nationally and internationally and kept himself abreast of the latest trends and technologies. He envisioned a world class plant, a wide range of superior building products, and a global presence, without compromising even a bit on responsible practices.

JK White Cement is a pioneering initiative of Shri Singhania – the first white cement facility in India to be limestone based and manufacture products through the dry process. The white cement plant at Gotan, which came on stream in 1984, has transformed a barren, desolate desert village into a thriving township, attracting other entrepreneurs and investors. Shri Singhania's vision transcended geo-political boundaries, as he set up the maiden overseas plant at Fujairah, UAE. Today, J.K. Cement is one of the leading white cement manufacturer in the world with exports to over 39 nations.

In his 40 years of service, Shri Singhania built 8 cement plants across India, creating several thousands of direct and indirect employment opportunities.

Under his leadership, J.K. Cement has not only emerged as a premier player in the Indian cement industry, but has also become a trusted partner in India's multi-sectoral infrastructure development needs.

A firm believer of Karma

he was a vocal advocate of hands-on training and constant upskilling





The Compassionate Leader

A towering personality rooted in humility, Shri Singhania's brilliance in leadership stemmed from its ability to lead from the front. He derived his strength from the people he empowered and the community he built, with the nation's progress at the centre of his universe. People welfare was his top priority, and he never compromised on their health, safety and well-being. A firm believer of Karma, he was a vocal advocate of hands-on training and constant upskilling.

Shri Singhania relentlessly focused on creating a conducive workplace for employees to learn, grow and expand their horizons.

He was a pillar of strength to his fellow compatriots, who fondly address him as 'YPS ji' and recount incidents where he helped them without even letting anyone know about it.

He treated our channel partners as the lifeline of the organisation and equal stakeholders in the Company's success. He always focused on nurturing and strengthening this relationship by regularly acknowledging and rewarding their efforts. They still recall how he had always been gracious and prompt in resolving their market-related issues. These relationships run deep today, with even fourth generations of certain dealer families still engaged in business with J.K. Cement.

The Lifelong Philanthropist

With a deep sense of commitment towards society and the nation, Shri Singhania ingrained the philosophy of creating shared value in the J.K. Cement family. His philanthropic heart finds a true reflection in our comprehensive and expanding community development programmes which encompass healthcare, educational and religious initiatives.

Shri Singhania believed that education and knowledge are the key pivotal pillars in shaping perspective and understanding of the populace in an emerging economic superpower.

He established several K-12 schools, universities and technical institutes across the country including the L.K. Singhania Education Centre, Gotan (CBSE affiliated co-educational school), the Sir Padampat Singhania University, Udaipur and the Gaur Hari Singhania Institute of Management, Kanpur.

He didn't stop there, he consistently extended his focus on enhancing the employability of the country's youth. This has been a vital cog in the community development vision of J.K. Cement. Over two decades ago, he set up vocational training institutes that have been creating promising career avenues and also providing human resources to India's growth.

In line the Singhania family tradition, he was a religious person and set up many temples across our operating centres. The Radhakrishna Temple in Nimbahera was inspired by the Radhakrishna Temple in Kanpur.

Shri Singhania was an avid sports lover, with cricket occupying a special place in his heart. He worked for the promotion of sports and contributed generously to develop adequate infrastructure. The cricket academy in Kanpur was set up under his guidance; he was also President of the Uttar Pradesh Cricket Association.

Recognised for his Contribution

Lifetime Achievement Award

at the Indian Cement Review Awards in 2016

Mr. Madhavkrishna Singhania receiving the award on behalf of Mr. Yadupati Singhania

Distinguished Alumnus Award

by IIT, Kanpur for pioneering the White Cement industry in 2016

The Best CEO (Cement Industry)

by Business Today in 2018

Dr. Raghavpat Singhania receiving the award on behalf of Mr. Yadupati Singhania

Felicitation

of Mr. Yadupati Singhania for Best CEO award at Kanpur

Taking the legacy forward

Yadupati Singhania's presence and guidance will be missed forever, but his visionary leadership in J.K. Cement's journey to greatness will always be an inspiration as we chart our future roadmap.

Just as he created a whole new category with white cement and enabled J.K. Cement establish a permanent differentiator, we are widening our portfolio to cover the emerging construction sector needs through value-added products.

Just as he diversified our operations geographically from setting up base in Karnataka to establishing manufacturing presence in the UAE, we are foraying into new markets with a favourable demand-supply dynamics.

Just as he rapidly ramped up J.K. Cement's installed capacity from 3 MnTPA to 15 MnTPTA, we are taking it to 20 MnTPA to capitalise on the emerging opportunities.

And in the process, he created new paradigms in energy usage and circular economy. We are now taking it a step further by committing to sustainability targets and greening our footprint. As we move forward, we remain true to the core purpose – contributing to nation building and building a shared future with education and healthcare at the centre of our focused interventions.

The robust platform created by Shri Singhania will continue to act as a springboard for sustained value creation.

Contents

10 World of J.K. Cement

Report card, 2020-21 10
About us 12
Core strengths 14
Product range 16
Geographic presence 18

21 Leadership Messages

Managing Director's message 22
Deputy Managing Director & CEO's perspective 24

27 Value-creation approach

Business model 28
Operating context 30
Stakeholder engagement 32
Material topics 34
Risk management 36
Strategic objectives 42
Sustainability strategy 44

51 Capital-wise performance

Financial capital 52
Manufactured capital 58
Intellectual capital 64
Natural capital 68
Human capital 74
Social & relationship capital 78

86 Our Board

Board of Directors 86

94 Statutory Reports

Management Discussion and Analysis 94
Directors' Report 102
Corporate Governance 126

150 Financial Statements

Standalone 150
Consolidated 217

Notice 286

A new identity, a renewed commitment

JKCement

Inspired by Shri Yadupati Singhania, we introduce a new corporate identity that is unique, contemporary and forward-looking, and not only demonstrates our core values but also our tradition of trust. The logo is a Y-shaped tree that branches out to green, blue, and grey.

The **tree** denotes shelter, while the branches indicate heading forward.

- **Green** represents our vision for sustainability.
- **Grey** depicts our grey cement for solid foundation.
- **Blue** refers our white cement business with limitless possibilities

About our Integrated Report

Reporting framework

The report has been prepared in line with Global Reporting Initiative (GRI) sustainability reporting standards. The report also aligns with the International <IR> Framework and contains performance indicators in line with Global Cement and Concrete Association (GCCA).

Reporting boundary and scope

The report covers our Grey Cement manufacturing plants, including Captive Power and Waste Heat Recovery Units (WHR) at Nimbahera, Mangrol, Gotan, and Muddapur along with three grinding units at Jharli, Aligarh and Balasinor, White Cement plant at Gotan and Wall putty units at Gotan and Katni. The report excludes the non-financial performance of our subsidiaries. However, the remaining data and information represent the entire organisation unless mentioned otherwise.

Reporting period

We have an annual reporting cycle. The report contains disclosures pertaining to the period 1 April 2020 – 31 March 2021.

Data compilation methodology

The data contained in this report is based on the best-adopted practices and globally accepted frameworks. We calculated carbon emissions using the GNR data workbook and have used relevant conversion factors to quantify the emissions. We have disclosed our non-financial metrics, showcasing the change in our performance over the last two years. We reserve the right to change our internal guidelines regarding the inclusion of data in future Integrated Reports. Any changes will be clearly communicated to our stakeholders.

Navigation Icons

Our capitals

Financial
Manufactured
Intellectual
Natural
Human
Social and relationship

Our stakeholders

Shareholders
Employees
Dealers
Customers
Regulatory and statutory bodies
Media
Local communities

Our strategic objectives

SO1 Capacity expansion
SO2 Operational efficiency
SO3 Consolidate market position
SO4 Widen visibility
SO5 Launch of value added products
SO6 Customer centricity
SO7 Sustainable operations

Key highlights, FY 2020-21

Completed

Grey Cement grinding unit at Balasinor, Gujarat and Wall Putty capacity expansion at Katni, Madhya Pradesh

208%

Growth in market capitalisation (₹ 22,362 Crores as on 31 March 2021)

15%

Growth in production volumes

Two

New value-added projects launched (Wood Amore and RepairMaxX)

[GRI 102-45,102-46, 102-49,102-50,102-52,102-54]

Report card 2020-21

A reflection of sustained value creation

Financial capital

Cash flow from our operations as well as our equity, reserves, cost-effective debt to sustain our business and fund our growth constitutes our financial capital. Our disciplined financial capital management enables us to optimise allocation while maximising returns.

Revenue from operations
16% ↑
₹ 6,328.28 Crores

EBITDA
28% ↑
₹ 1,536.11 Crores

Proft after tax
51% ↑
₹ 602.82 Crores

Earnings per share
51% ↑
₹ 78.02

Split grinding unit at Aligarh (Uttar Pradesh)

Manufactured capital

Our integrated manufacturing facilities with mining asset and split grinding units, along with the infrastructure that supports our logistics, warehousing and sales enable us to deliver quality offerings to the market. Besides, we invest in best-in-class technologies to enhance the quality of our products and manage our environmental footprint.

69%
Avg. capacity utilisation (Grey and White Business)

11 MnTPA
Production volume (Grey and White Cement including Wall Putty)

9.77 MnTPA
Sales volume (Grey Cement)

1.34 MnTPA
Sales volume (White Cement including Wall Putty)

First Dispatch from Balasinor

Intellectual capital

Our industry knowhow, ability to innovate and launch new products, adopt new technologies and robust digitalisation constitute our intellectual capital, which enables us to deliver operational excellence and strengthen our future preparedness.

2
New product launches (Wood Amore and RepairMaxx)

Natural capital

We understand the impact of our operations on the environment as we synthesise natural resources into cement and value-added products. We constantly focus on minimising our environmental footprint with responsible business practices.

589 kg/CO_2
per tonne of cementitious materials (CO_2 intensity)

69
Clinker factor

3.074
GJ per tonne of clinker Energy consumption

3 times
Water positive

6.5%
Thermal substitution rate

84%
Sapling survival rate

Plant at Mangrol, Chittorgarh (Rajasthan)

Human capital

We need high-performing people with diverse skillsets and an innovative mindset to steer our business towards our desired goals and outcomes. We emphasise the importance of creating an inclusive culture that helps nurture critical skillsets and leadership capabilities.

363
New team members inducted

0
Fatalities

Social and relationship capital

We have a multi-stakeholder approach and believe that time-tested relationships play a key role in enhancing long-term stakeholder value. We thus, factor in the interests of all our stakeholders while devising our business growth strategy.

6,600+
Virtual and physical events conducted by customer technical service team (grey cement) for end user

6,100+
Events conducted by customer technical service team (white cement) for end user

₹ 12.3 Crores
CSR expenditure

7.3 lacs
Total CSR beneficiaries

About us

A legacy of trust and responsibility

J.K. Cement is one of India's leading cement manufacturers. We are steadily ramping up capacity, widening our product range, deploying the best available technologies, and expanding our presence nationally. Our brands are known for their world-class quality and innovation excellence, earning the trust of millions of consumers.

We leverage our strategically located manufacturing facilities in North and South – well connected with road and rail network – to cater to customers across India. Our extensive distribution network enables us to maintain our leadership position in key markets of North, West, Central, and South India. We also cater to Middle East and other international markets through our Fujairah (UAE) White cement manufacturing facility.

Vision

To be the preferred manufacturer of cement and cement-based products that partners in nation building, engages with its community and cares for all stakeholders.

Mission

J.K. Cement aims to deliver innovative products and solutions that meet the needs of its customers. Together with our exceptional people and strong stakeholder relationships, we commit to the highest standards of quality, productivity, sustainability and performance that drive shareholder value and long-term success.

Values

Integrity

Honour our commitments
We are committed to being honest and ethical in all interactions, maintaining the highest ethical standards in all our markets, financial and operational practices.

Quality

Strive for perfection
We are passionate about creating a culture of perfection that encourages and promotes excellence in products and services through innovation and continuous improvement.

Trust

Take pride in our promises
We are serious about accepting the responsibility to win and maintain the trust of our stakeholders.

Care

Observe, understand, assist
We genuinely care about our relationships and use compassion to observe and understand stakeholder requirements; and be available to assist in improving the lives of all.

People

Empower, inspire and respect
We treat one another with respect and collaborate openly.
All ideas are welcome, and we value diversity and perspective.

[GRI 102-01, 102-16]

Value of vision

A tribute to Late Shri. Yadupati Singhania

Worked towards reducing our carbon footprint by shifting to greener-technologies

Became the first Company to install waste heat recovery systems

Among the first few cement companies to start usage of pet coke as a fuel

Industrial Training Institute (ITI) to empower youth and make them industry ready

Convocation at Dr. Gaur Hari Singhania Institute of Management and Research (Management College)



Core strengths

A demonstration of scale and impact

Market leadership

We aspire to be the preferred provider of cement and cement-based products that go into building critical infrastructure for the nation's aspirations. Our steadily growing scale and impact across markets in India bear testimony to this unwavering commitment.

Among the leading
Grey Cement manufacturers in India

One of the leading
White Cement manufacturers in the world

Largest
White Cement and Wall Putty manufacturer in India

Integrated manufacturing

Our integrated manufacturing plants are strategically located near limestone mines and are well connected to the markets downstream. Our split grinding units are located near the markets.

14.67 MnTPA
Grey Cement capacity

2.54 MnTPA
White Cement business capacity, including 0.6 MnTPA facility in UAE

144 MW
Captive Power (Coal-based and WHRS & Solar Power)

40 MW
Power Capacity from Waste Heat Recovery System (WHRS)

Expanding reach

Our Grey Cement predominantly reaches the northern, western, and southern markets of India, while our White Cement enjoys a nationwide as well as significant international presence. We are making our robust distribution network more robust to reach the right markets at the right time.

19 states
Pan-India presence for Grey Cement with enhanced reach in Tier-II and Tier-III cities

39 countries
International market presence for White Cement

17,000+
Dealers and retailers for marketing of Grey Cement products

67,000+
Dealers and retailers for marketing of White Cement and value-added products

Value of vision

A tribute to Late Shri. Yadupati Singhania

Instituted the Architect of the Year Awards (AYA) to acknowledge the contribution of architects

Started the first private university of Rajasthan

Sir Padampat Singhania University (SPSU), Udaipur



Product range

A portfolio of brands preferred by millions

Grey cement

Ordinary Portland Cement (OPC)
We produce two grades of OPC: 43-grade and 53-grade, of which 53-grade OPC has the highest compressive strength. The OPC is perfect for every construction job and concrete components production.

Portland Pozzolana Cement (PPC)
Our PPC provides durability equivalent to that of OPC and can be used in almost every application where OPC is used. In particular, it is suitable for marine and hydraulic construction activities and other mass concrete structures.

Portland Slag Cement (PSC)
Our PSC delivers a high resistance to corrosion, hence, is widely used in coastal areas. Due to its compressive strength, it is majorly used in special structures such as pre-stressed concrete.

JK Super Strong
Our PSC delivers a high resistance to corrosion, hence, is widely used in coastal areas. Due to its compressive strength, it is majorly used in special structures such as pre-stressed concrete.

JK Super Strong Weather Shield Cement
The product is manufactured with an integral water repellent property at the cement particle level and is produced through in-house developed technology called Particle level Water Repellent Technology (PWRT).

White cement

JK Cement WhitemaxX
It gives triple benefits of high durability, higher gloss effect and smoother wall finish with greater economic value.

JK Cement WallMaxX
A white cement-based putty formulated with imported Xtra Long Life Polymers (XLLP), which gives longer life to the painted surfaces.

[GRI 102-02]

Value of vision

A tribute to Late Shri. Yadupati Singhania

Launched a value-added, white cement-based skim coat, JK Wall Putty

Today, we are the largest producer of Wall Putty in the country

A firm believer in building enduring brands

Under his guidance, our two iconic brands, JK White Cement and JK Wall Putty awarded the prestigious title of Superbrand.

Value-added products

JK PrimaxX
It has a superior filling property. It can penetrate deep, which makes it effective in sealing surface flaws, thereby giving the surface a flawless appearance.

JK Cement ShieldMaxX
It is a white cement based Universal Waterproof Putty with Active SiH4 molecules that protects the walls from dampness and provides a velvety finish, along with higher coverage.

JK Cement GypsoMaxX
It is a premium plaster made from the purest form of natural gypsum and is suitable for applications on internal surfaces such as walls and ceilings.

JK Cement TileMaxX
It is a polymer modified, high strength grey cement-based adhesive which is suitable for application of ceramic tiles on walls and floors.

JK Cement Wood Amore
Wood Amore brings a range of polyurethane (PU) products ensuring good finish, aesthetics and durability for wood surfaces that is best suited for interiors.

Geographic presence

A robust and expanding reach

Our plants

Grey Cement

A. Nimbahera, Chittorgarh (Rajasthan)
B. Mangrol, Chittorgarh (Rajasthan)
C. Muddapur, Bagalkot (Karnataka)
D. Gotan, Nagaur (Rajasthan)
E. Jharli, Jhajjar (Haryana)
F. Aligarh (Uttar Pradesh)
G. Balasinor (Gujarat)

White Cement

H. Gotan, Nagaur (Rajasthan)
I. Fujairah (UAE)

Wall Putty

J. Gotan, Nagaur (Rajasthan)
K. Katni (Madhya Pradesh)

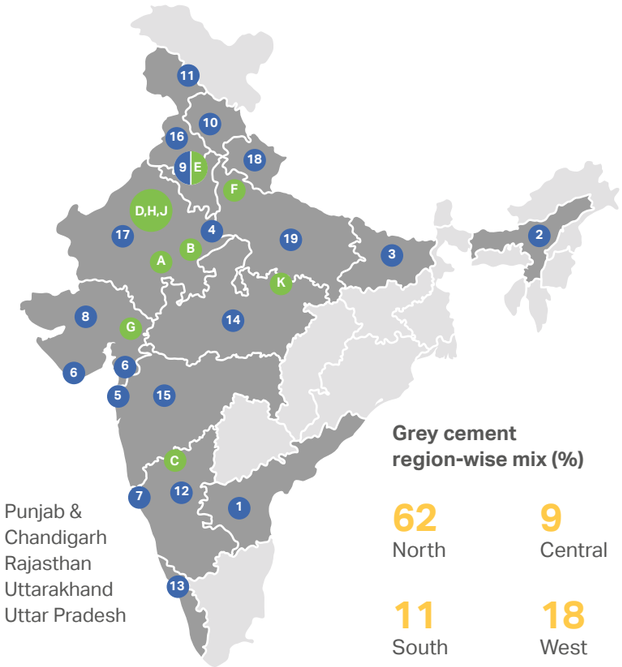

Grey cement markets

1. Andhra Pradesh
2. Assam
3. Bihar
4. Delhi
5. Dadra and Nagar Haveli
6. Daman & Diu
7. Goa
8. Gujarat
9. Haryana
10. Himachal Pradesh
11. Jammu & Kashmir
12. Karnataka
13. Kerala
14. Madhya Pradesh
15. Maharashtra
16. Punjab & Chandigarh
17. Rajasthan
18. Uttarakhand
19. Uttar Pradesh

Grey cement region-wise mix (%)

62 North	9 Central
11 South	18 West

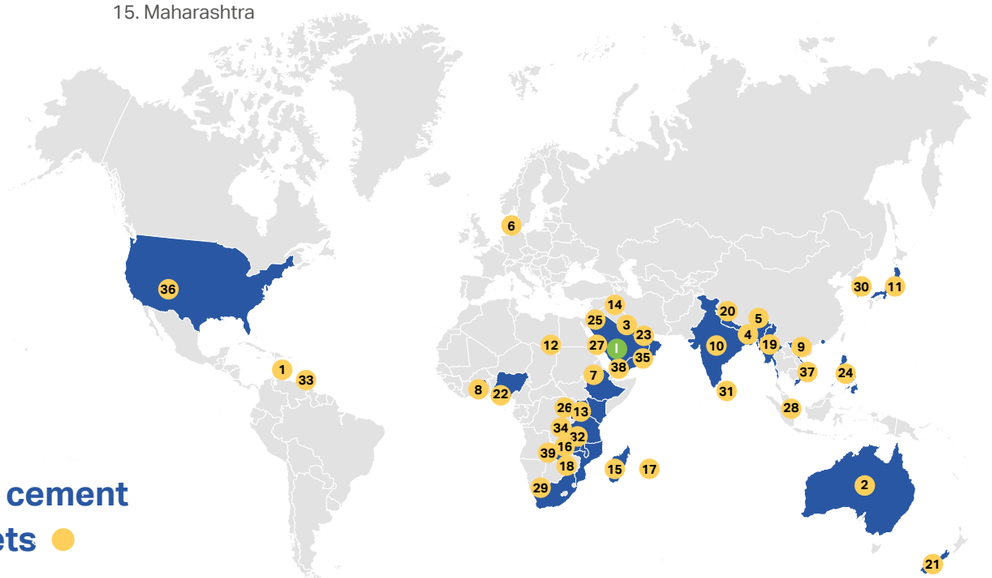

White cement markets

1. Aruba
2. Australia
3. Bahrain
4. Bangladesh
5. Bhutan
6. Denmark
7. Ethiopia
8. Ghana
9. Hong Kong
10. India
11. Japan
12. Jordan
13. Kenya
14. Kuwait
15. Madagascar
16. Malawi
17. Mauritius
18. Mozambique
19. Myanmar
20. Nepal
21. New Zealand
22. Nigeria
23. Oman
24. Philippines
25. Qatar
26. Rwanda
27. Saudi Arabia
28. Singapore
29. South Africa
30. South Korea
31. Sri Lanka
32. Tanzania
33. Trinidad and Tobago
34. Uganda
35. United Arab Emirates
36. USA
37. Vietnam
38. Yemen
39. Zambia

[GRI 102-06]

Value of vision

A tribute to Late Shri. Yadupati Singhania

Plant at Gotan, Nagaur (Rajasthan)

Started India's first limestone based White Cement plant

to manufacture cement through the dry process

Spearheaded the setting up of our maiden overseas plant in Fujairah, UAE

to cater to the demand in the region and other global markets.

Plant at Muddapur, Bagalkot (Karnataka)

Set up a greenfield plant at Muddapur, Karnataka with the most modern and state-of-the-art technology

enabling foray into the vast southern markets of India.

Plant at Fujairah (UAE)

We have continued shedding focus on optimising existing operations, bettering efficiencies, driving expansion, and reducing environmental footprint while maintaining earnings growth.

Leadership messages

Managing Director's message 22

Deputy Managing Director & CEO's perspective 24

Managing Director's message

Progressing with passion

Dr. Raghavpat Singhania

Our strong fundamentals and agile response to the external environment led to yet another year of sustained growth. During FY 2020-21, our revenue from operations grew to ₹ 6,328 Crores from ₹ 5,464 Crores in FY 2019-20, on account demand revival across sectors and our expanded capacity.

Dear Shareholders,

FY 2020-21 was an unprecedented year like no other. A 'once in a century' crisis, in the form of the COVID-19 pandemic, that adversely affected the life and livelihood of billions of people. However, J.K. Cement is no stranger to challenges, and we have always had the visionary leadership of our beloved Chairman and Managing Director, Shri Yadupati Singhania, to guide us through the ebb and flow. This time, it was different as he left for his heavenly abode, leaving a vacuum in our lives. However, his legacy will continue to be a constant guide in J.K. Cement's relentless pursuit of excellence.

Inspired by the vision and values of Late Shri Yadupati Singhania ji, we embarked upon a journey to introduce a new corporate identity as a symbol that commemorates his memory and represents our organisation's vision for the future.

The world and India are not out of the woods yet, as the pandemic continues to leave behind unprecedented impact with an even more intense second wave. That said, the ramp-up in vaccination provides hope of faster return to sense of normalcy by the end of 2021. Until then, our focus is on actively participating in the nation's collective fight against the pandemic and ensuring the safety and well-being of our key stakeholders including our people, masons, dealers, among others, through various proactive initiatives.

Our performance

Close on the heels of a structural slowdown, the Indian economy entered the pandemic-induced lockdowns on a weak footing, with severe restrictions on mobility. Supply chains were disrupted and economic activities came to a near halt. We demonstrated strong resilience and then moved quickly to capitalise on the pent-up demand as activities resumed gradually in the second quarter.

During the year under review, India reinforced its position as the second largest producer of Grey Cement with a capacity of 541 MnTPA. Moreover, cement demand remained muted to 328 MnTPA in FY 2020-21. Going forward, the industry is poised to grow in a stable manner driven by increased government spending on infrastructure and housing.

Our strong fundamentals and agile response to the external environment led to yet another year of sustained growth. During FY 2020-21, our revenue from operations grew to ₹ 6,328 Crores from ₹ 5,464 Crores in FY 2019-20, on account demand revival across sectors and our expanded capacity. Our EBITDA increased 28% to ₹ 1,536 Crores from ₹ 1,201 Crores the year earlier owing to several efficiency and digital initiatives. Our EBITDA/tonne stood at ₹ 1,396 compared to ₹ 1,256 in FY 2019-20. We maintained a healthy EBITDA margin of 24 %. Our net profit stood at ₹ 603 Crores; earnings per share stood at ₹ 78. Our average capacity utilisation for the fiscal stood at 69 % (74 % in FY 2019-20) owing to the lockdown in the first quarter and also capacity expansion across both grey and white cement.

Brand with a purpose

JK Super Cement paid tribute to the construction workers, doctors, and drivers through impactful social media campaign that recognises their strength, determination and contribution towards the nation. We launched three major campaigns on our digital platform, #YehPuccaHai, #SuperDrivers, and #ThankYouDoctors to communicate with our audiences during the lockdown period, keeping our rural audiences also in mind.

#YehPuccaHai, with this campaign, we wanted to bring out the toil of our construction workers who work day and night to ensure that we live in safe homes. We also wanted to highlight the social and emotional quotient associated with the labourer.

We also launched a campaign for our #SuperDrivers who drive miles to ensure that our raw materials are transported all across the country. Often, their efforts are not recognised in the mainstream discussion, however they are a valuable asset for all of us and contribute greatly to our nation's development.

#ThankYouDoctors – explores the power of hard work, sacrifices and determination of doctors for the selfless service to humanity. JK Super Cement salutes all those doctors whose selfless effort helps to keep us safe, which contributes in building a safe nation.

Our JK White Cement went through a brand makeover with a new name, visual identity and positioning. We unveiled an all-new avatar - JK Cement WhiteMaxX. The re-branding of JK Cement WhiteMaxX was amplified with a digital campaign, #AbSabKuchMaxX, which included quirky social media content around 'MaxX' and contests to increase the engagement. Keeping pace with the changing market dynamics and customer expectations, we have given a fresh, contemporary dimension to JK White Cement, while integrating a critical section of its product line under the 'MaxX' umbrella, thereby bringing uniformity in the brand architecture.

People-first approach

I also take this opportunity to appreciate the dedication and commitment that our employees have shown, even during trying times, battling the uncertainty of the pandemic and the extended lockdown. During the pandemic, the employees and workers were given special attention while they returned to work from the lockdown. Health check-ups, sanitisation of the premises, awareness programmes following strict protocols etc. were conducted on a regular basis to ensure everyone's safety. While the employees and workers took care of the operations, we took the responsibility of their well-being and the Management made sure that their worries were put to rest.

During the fiscal, we conducted training sessions, workshops and webinars by experts to keep up our learning curve. From COVID-19 awareness sessions to training and motivational webinars, from fun workshops to some serious teachings, the employees utilised every moment to learn and upskill.

During FY 2020-21, we were bestowed for the second time in a row with the 'Great Place to Work®' certification appreciating the high-trust work culture at our organisation.

Care for community

As a responsible corporate, we have been undertaking socio-economic development programmes to supplement the efforts to meet priority needs of the community and helping them become self-reliant. In the wake of the pandemic, we played our part for the society at large by extending financial support as well as undertaking focused interventions.

In the near term, we will witness lingering effects of the COVID-19 pandemic. On the bright side however, we are in the revival path driven by the remedial measures, reforms, and the sizable stimulus package announced by the Government of India (GoI) under the Atmanirbhar Bharat package.

At J.K. Cement, we are poised to capitalised on the emerging trends with increased capacities, greater reach, and enhanced brand prominence.

Warm regards,

Dr. Raghavpat Singhania
Managing Director

[GRI 102-14]

Deputy Managing Director & CEO's perspective

Driving responsible growth

Mr. Madhavkrishna Singhania

Dear Shareholders,

I begin by paying my tribute to our Chairman and Managing Director, Shri Yadupati Singhania, who left behind a glorious legacy. We will forever be guided by his vision, beliefs and above all, his compassion in building J.K. Cement as of India's most trusted cement companies. We remain committed to continuing on the path laid down by him to take J.K. Cement to even greater heights.

The year under review witnessed the widespread of the COVID-19 pandemic causing economic turmoil impacting lives and livelihood. Our positive spirit and passion to serve helped create a lot of impact for our stakeholders. Amidst a challenging environment, we maintained our stable growth across revenue and profitability with stable margins. Our grey and white cement production increased by 15% to 11.00 MnTPA in FY 2020-21 compared to 9.57 MnTPA in FY 2019-20. Simultaneously, our sales volume has grown by 17% to 11.11 MnTPA in FY 2020-21 compared to 9.52 MnTPA in FY 2019-20. We are witnessing encouraging market share growth in premium products especially Superstrong and Weathershield.

Focus on better efficiency

We consistently work on various energy efficiency initiatives such as technological upgradation, process optimisation, and productivity improvement. During FY 2020-21, we have taken various efforts to reduce our energy consumption across all our units. These energy conservation measures resulted in reduction of power consumption from 76 units per tonne of cementitious product in FY 2019-20 to 71 units per ton of cementitious product in FY 2020-21. Currently, our thermal substitution rate stood at 6.5% and specific thermal energy stood 3.07 GJ per tonne of clinker. Further, 25% of our power requirement is met through renewable sources.

Recently, we were awarded a limestone block in Jaisalmer which will strengthen our raw material security for our northern plants and enable us to further grow our presence in the region.

Capacity building

We foresee that the overall demand for cement is poised to grow in a stable manner and we are expanding at the right time. Hence, we have further reinforced our growing footprint in India, aligning with our commitment to carry forward 'A Solid Legacy of Trust' and contributing to the country's economy and industrial prowess. In the last couple of fiscals, we have successfully completed our grey cement capacity expansion of 4.2 MnTPA comprising (2 MnTPA) in Rajasthan, Uttar Pradesh (1.5 MnTPA), and Gujarat (0.7 MnTPA). Now our total manufacturing capacity of grey cement stands at 14.7 MnTPA. We also successfully commissioned the Line 3 at our Katni plant, which is now the largest putty plant in India, with a capacity of 0.7 MnTPA.

Moreover, our line No. 3 upgradation at the Nimbahera plant is progressing in full momentum and expected to be complete in FY 2021-22. The work on our greenfield grey cement capacity of 4 MnTPA at Panna, Madhya Pradesh with a split grinding unit at Hamirpur, Uttar Pradesh is also progressing on track. This would have a clinker capacity of 8,000 TPD and 2 MnTPA cement grinding capacity each at Panna in Madhya Pradesh and at Hamirpur in Uttar Pradesh. We will also have a waste heat recovery plant of 22 MW at the greenfield site.

New product launches

Over the years we have constantly focused on increasing our portfolio of value-added product to grow our relevance in the building products universe. We entered the Wood-paint segment with the launch of Wood Amore – a range of premium Italian wood finishes in a range of Polyurethane (PU) products ensuring outstanding finish, appealing aesthetics and higher durability for wood surfaces, introduced in matte and glossy finishes and 2,000 different colours. Translated as 'love for wood', Wood Amore has been formulated in collaboration with Italian wood coatings and finishes pioneer Sivam Coatings.

> We have further reinforced our growing footprint in India, aligning with our commitment to carry forward 'A Solid Legacy of Trust' and contributing to the country's economy and industrial prowess.

We also launched JK Cement RepairMaxX, a ready to use white masonry cement which can fill cracks and gaps on the interior and exterior surfaces. It is formulated with an advanced Bonding Agent that ensures incomparable crack bridging the ability for plaster cracks upto 10 mm.

Doing more together

We have created a robust distribution network ensuring that our product reaches the last mile. Throughout our journey, we have consistently engaged with our dealers, retailers and stockists. During FY 2020-21, our grey team have organised 3,086 virtual events attended 40,163 participants, and 3,559 physical events attended by 77,551 participants across all our regions. In white cement, we conducted our first ever virtual Annual Dealer Conference. Two meets were organised to create an immersive experience for all stakeholders and an innovative way to stay connected with the channel partners through the pandemic. We also have organised 6,196 events for painters, masons, and contractors during the year.

Sustainable operations

We are strengthening our sustainability journey by broad basing our Environmental, Social, and Governance (ESG) commitments. We have outlined our targets till FY30 and are closely monitoring our progress. We have also committed to Science-Based Targets (SBTi) to combat climate change. Our target is to reduce specific direct net CO_2 emission to 465 $KgCO_2$/t of cementitious products by FY30 from the current level of 589 $KgCO_2$/t. Further, almost 25% of our energy requirements are met through green power.

We are working on reducing wastages while substituting existing raw materials with alternative and recycled material, without compromising on the quality of finished products. During FY 2020-21, we consumed 1.93 Million tonnes of fly ash and slag (waste generated from our power plant) in our cement manufacturing. Further, we strive to increase water efficiency, minimise wastewater, and recharge ground water sources. We are currently 3 times water positive and plan to achieve 5 times water positivity by FY30.

Our people remain at the heart of our sustainability strategy. We are committed to creating a high-performance work culture that supports, rewards, and empowers our employees to achieve their full potential while ensuring a healthy and safe environment. We have got all our employees, families and workmen vaccinated with at least one dose of the vaccine.

We have designed our CSR projects based on need-assessment of the community, with focused interventions in the areas of education, rural infrastructure, healthcare, sports, and art and culture. With the ultimate objective of ensuring inclusive development, our CSR programme touched the more than 7 lacs lives during the year under review. We remained committed to making financial and initiative-base contribution during times of crisis. We have supported our key influencers such as painters and contractors during the toughest moments of the initial stages of lockdown and also the contract labour exodus. At J.K. Cement, every employee contributed a day's salary to PM Care Fund. During the second wave of the COVID pandemic when the nation was facing oxygen crisis we set up three oxygen plants (Nimbahera, Panna and Delhi).

Our Board is collectively responsible for reinforcing high standards of corporate governance. The Board is committed to working in an effective, transparent and ethical way to take decisions that factors in interests and expectations of all our diverse stakeholder base.

Way forward

We have made satisfactory progress in the past year, and I am confident that with the strong leadership of our management team and in particular, the hard work and dedication of all our employees, we will continue to deliver value to our stakeholders.

Mr. Madhavkrishna Singhania
Deputy Managing Director & CEO

[GRI 102-14]

We are channelising all our efforts to deliver industry-leading value to all our stakeholders.

Value-creation approach

Business model	28
Operating context	30
Stakeholder engagement	32
Material topics	34
Risk management	36
Strategic objectives	42
Sustainability strategy	44

Business model

An integrated approach to value-creation

Anchored to our core values and aligned with our vision, our business model is designed to reflect our integrated approach to creating value for all stakeholders and ensures our continued progress towards co-creating a sustainable future.

Key Inputs

Financial Capital

- Retained Earnings: **₹ 1,749 Crores**
- Debt: **₹ 2,865 Crores**
- Cash: **₹ 1,707 Crores**
- Capital Expenditure: **₹ 607 Crores**

Manufactured Capital

- Grey Cement manufacturing facilities: **7**
- White Cement manufacturing facilities: **2**
- Wall Putty manufacturing facilities: **2**
- Captive power capacity: **144 MW**

Intellectual Capital

- State-of-the-art R&D infrastructure for process improvements and new product development

Natural Capital

- Specific thermal energy GJ per tonne of clinker: **3.07**
- Specific electrical energy (kWh/t of cementitious products): **71**
- Specific water consumption (m3/t of cement): **0.16**

Human Capital

- Total workforce: **3,751**

Social and Relationship Capital

- Total dealers and retailers for Grey and White cement: **84,000+**
- Total Advertisement & Publicity expenditure: **₹ 72.9 Crores**
- CSR expenditure: **₹ 12.3 Crores**
- Key industry associations: **6**

Our Value Chain

Our Values

Integrity | Quality | Trust | Care | People

Strategic objectives

- Strategic objectives
- Capacity expansion
- Optimise operational efficiency
- Consolidate market position
- Widen visibility
- Explore overseas opportunity
- Customer centricity
- Sustainable operations

UPSTREAM

Quarrying raw materials

Prepartion of raw materials

MIDSTREAM

Drying and grinding of raw meal

Clinkerisation

Blending, grinding and storage

DOWNSTREAM

Packing and dispatch

After sales

Key Outputs

Financial Capital

- PAT: **₹ 603 Crores**
- Declared a dividend per share: **₹ 15**
- Market Capitalisation: **₹ 22,362 Crores**

Manufactured Capital

- Capacity utilisation of installed capacity: **69%**
- Clinker factor: **69.0**

Intellectual Capital

- New products developed: **2**
- Products launched: **RepairmaxX and Wood Amore**

Natural Capital

- CO_2 intensity: **589 kg/CO_2 per ton of cementitious products**
- Thermal Substitution Rate: **6.5%**
- Alternative raw material rate: **19%**
- Water positivity (times): **3**
- Sapling survival rate: **84%**

Human Capital

- Manhour Trainings conducted: **22,333**

Social and Relationship Capital

- CSR beneficiaries: **₹ 7.3 lacs**

Outcomes

We have a well-defined approach to optimise capital allocation for business growth. The cash generated from our operations strengthens our balance sheet and is used to fund activities that may have a long-term business imperative.

By expanding manufactured capital, we anticipate long-term profits. Our plants and machinery offer superior manufacturing with reliable and efficient operations. These investments provide us a strategic edge by helping produce quality products with a minimal environmental footprint.

We are foraying into manufacturing innovative products and have dedicatedly invested in Research & Development and digitalisation initiatives to streamline operations and make products with a low carbon footprint.

We are making continuous efforts to reduce our environmental impact by undertaking initiatives to optimise energy and water consumption, increase waste utilisation, reduce fossil fuel consumption and GHG emissions to maintain a balance between ESG and business performance.

Human capital is positively affected by the financial capital we invest in our employees. We regularly engage with our employees, focus on workforce diversity, provide upskilling opportunities and follow a people-centric approach to favour vibrant work culture.

We believe in transparent operations and follow a multi-stakeholder approach to interact and build a relationship with the stakeholders. We are a socially responsible organisation and are proactive towards the cause of community development. These initiatives have helped us strengthen relationships with the stakeholders.

[GRI 305-3]

Operating context

A relentless focus on evolving opportunities

With India undertaking a multi-year, multi-sectoral infrastructure development programme, demand for cement is likely to increase manifold. The government's thrust on ensuring 'housing for all' bodes well for the cement industry. Further, despite being one of leading producers and consumers of cement in the world, India's per capita cement consumption is about half the global average, which provides significant headroom as the nation asserts its influence in the world economic order.

Infrastructure impetus

The government has integrated various infrastructure projects under the Infrastructure Vision 2025, streamlining project prioritisation, ensuring the right conditions for implementation, and facilitating investments. Improved infrastructure will enhance the overall productive capacity of the economy and its global competitiveness.

To achieve the Infrastructure Vision 2025, the government has announced the National Infrastructure Pipeline (NIP) with projects worth US$ 1.5 Trillion (₹ 111 Trillion) to be executed over FY 2020-25.

NIP Allocation across sectors

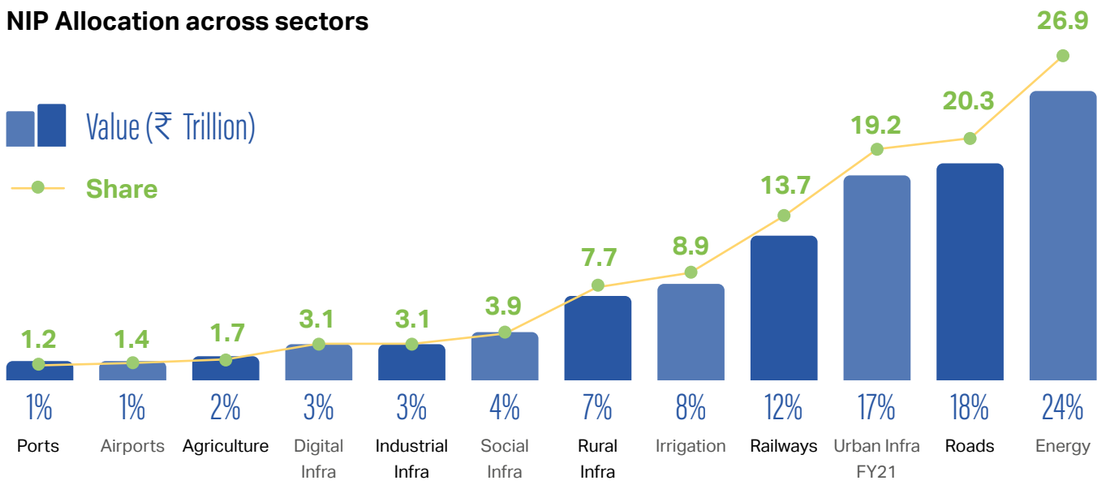

Source: National Infrastructure Pipeline - Report of the Task Force Volume I, Department of Economic Affairs, 29 April 2020

The pandemic has posed significant difficulties in execution, but project awarding is likely to gain momentum as soon as the second wave wanes and a large proportion of the population gets inoculated. The ₹ 30 Trillion COVID-19 stimulus package rolled out in phases is likely to play a key role in reviving the economy and build self-sufficiency.

₹ 111 Trillion

National Infrastructure Pipeline (NIP) projects to be executed over FY 2020-25

₹ 30 Trillion

COVID-19 stimulus package to revive economy and drive self-reliance

Cement supplied to prestigious projects

Dwarka Expressway

Bridge at River Ghaghra

Kanpur Metro

Housing demand

The year 2020 was forecast to be the year of recovery for the real estate sector, especially housing sector.

Home ownership

The pandemic that pushed billions indoors has reinforced the importance of owning a house, with growing preferences for self-sufficient, gated community over standalone properties.

Government focus on affordable housing

The Pradhan Mantri Awas Yojana-Gramin (PMAY-G) targets to construct 29.5 Million houses with all basic amenities by 2022. The Pradhan Mantri Awas Yojana (PMAY) Urban programme is also witnessing steady execution. Affordable Rental Housing Complexes (ARHC) scheme, under the PMAY and aimed at urban poor and migrant workers, is also providing a significant boost to construction activities.

Young home buyers

People of the age group between 28 and 45 are contributing majorly to the demands of affordable housing in 2021.

Affordability

The prevailing low-interest rate environment is driving up demand for housing, from new home buyers as well as investors. Moreover, banks and financial institutions are constantly introducing attractive deals and convenient payment options to attract new home buyers.

Stakeholder engagement

A proactive nurturing approach of relationships

We proactively engage with our stakeholders to understand and factor in their interests and expectations in our business decision-making process. It also enables us to identify issues that could significantly impact value-creation, and accordingly calibrate our growth strategy.

Stakeholder group	Engagement mechanism	Purpose of enagement	Key stakeholder concerns	Value we create
Shareholders	› Annual General Meeting › Integrated Report › Shareholder meetings › Grievance redressal mechanism	› Share financial performance, strategic insights, new projects, changes in ESG performance	› Timely dividend payments › Transparency in reporting › Company's financial health, growth and performance	By delivering above average return on investments and engaging in ethical business practices
Employees	› Training programmes, Events, Seminars, Workshops › Awards – Plant level reward programmes › Surveys, Employee centric applications	› Innovation › Employee motivation and team building › Discussion and issue resolution › Prevention from accidents and health hazards	› Career growth and progression › Performance management › Employee motivation › Employee involvement	By creating a safe, healthy, meritocratic and inclusive work environment that enables employees to reach their full potential
Dealers	› Dealer meetings › Dealer surveys	› Building stronger relationships and getting feedback from market	› Product benefits and features › Product quality and feedback › Building relationships and trust › New product development	Through our loyalty programmes that reward long-term relationships and accord special privileges
Customers	› Customer care service to address queries, get customer feedback, etc. › Social media	› Feedback to streamline operations, services and build better products	› Product benefits and features › Product quality and feedback › Building relationships and trust › New product development	By providing a comprehensive portfolio of products attuned to meet their evolving construction requirements
Government, regulatory and statutory bodies	› Regular compliance reports › Statutory audits	› Disclosures on compliance as required by government	› Business ethics and compliance › ESG disclosure	By contributing to the exchequer and complying with all applicable rules and regulations
Media	› Media meets › Press conference › Management interviews	› Communicate progress made in the financial year, enhance brand perception, etc.	› Transparency › Disclosure on compliance	By reaching out to a wider audience to enhance brand recognition through ethical promotions
Local communities	› Local communities	› Feedback of communities on the issues they face and performance of CSR initiatives	› Building relationships › Improving living standards › Direction and deployment of resources › Awareness on social issues	By giving back to the community through various focused development initiatives

[GRI 102-40,102-42,102-43,102-44]

Material topics

A structured prioritisation of key issues

We periodically conduct materiality assessment to identify the key issues that have a significant impact on our value creation abilities. We have identified 10 material topics based on peer analysis, aligned with Global Reporting Initiative (GRI) standards, and GCCA, and Sustainability Accounting Standards Board (SASB) recommendations. These topics are also mapped with the UN SDGs.

Use of alternative fuels and raw materials

Promoting use of alternative fuels and raw materials (AFR) to have minimal environmental impacts

Occupational health & safety

Provide a safe and healthy working environment for our employees and other stakeholders. Constantly work towards making our operations safer and becoming a zero-accident organisation

Energy management

Comprehensively mapping our energy use and various sources, and constantly work towards reducing our energy footprint

Water management

As our operations are mainly in dry and water scarce areas, work towards reducing our water footprint and generating awareness amongst our stakeholders regarding judicious use of water

Mechanism of addressing issues

GHG management

Constantly strive to reduce GHG emissions associated with our industry through innovation in operations, installation of greener and cleaner technologies, and use of alternate fuels with lower emissions impact

Waste management

Manage our waste properly with focus on reduce, reuse and recycle

Availability of raw materials

Efficiently manage resources being utilised in our business through product and technology innovations such as use of alternate materials

Employment and labour relations

Maintain sound labour relations

Branding and reputation

Effectively communicate and reach out to our diverse customer segments, maintain high customer perception of a company's reputation

Employee engagement and development

Invest in our employees, implement systems and practices for their continuous skill and career development

Mechanism of addressing issues

[GRI 102-47]

Risk management

Proactively managing uncertainties

We follow a structured risk management approach to proactively identify and monitor potential risks, and accordingly, set in motion effective mitigation measures. Our senior management is responsible for reviewing the entire process, quarterly, and suggesting course corrections, if required.

Split grinding unit at Jharli, Jhajjar (Haryana)

External risks

E1: Market changes

Changes in market scenario can affect the demand of the products

Potential impact

- Economic growth drives the demand for construction. The changes in demand impact sales, prices, and eventually industry performance
- Any behavioural changes in consumer patterns may lead to an increase in product substitution

Our response

- Apart from Grey cement, around 25% of our revenues are from White cement business which mitigates the risk of change in Grey cement market scenario

E2: Competition

Being a capital intensive industry, the incumbents are established players and hence raise the competitiveness. Further, it becomes difficult to increase or maintain the market share

Potential impact

- Cement industry is passing through a consolidation phase where big players are absorbing the small and medium players in the industry. In the future, the Indian cement industry will be dominated by large players leading to an oligopolistic market

Our response

- Expanded business to more regions
- Initiated expansion in central India
- Increased the capacity of grey cement by establishing split grinding units in Uttar Pradesh and Gujarat.
- Developed new techniques for efficient utilisation of natural resources such as energy, water etc.

E3: Political risks

Indian sub-continent constitutes many states which have different political environment. This exposes the Company to a risk of economic and social instability

Potential impact

- Economic, social and political instability can influence the cement industry and result in direct and indirect consequences leading to operational uncertainty.
- Non-compliance to the regulations may lead to a serious impact on financial performance

Our response

- Dedicated directives and state specific action plans have been implemented to enhance the crisis management
- Diversification of product portfolio has helped us reduce the consequences of political risks

E4: Pandemic and epidemic

Outbreaks of infectious diseases can slow down the economic growth of any country, particularly emerging economies. It can stagnate business operations due to lockdowns, worker migrations and disruption in a supply chain which can impact the revenues, people and growth of the company

Potential impact

- The emergence of the pandemic or epidemic can potentially change the lives of employees, customers, suppliers and other stakeholders. It results in idle operations, reduction in demand, thereby affecting the economic performance of the Company

Our response

- Focussed more on the health of the employees, customers, suppliers and other stakeholders while limiting the impact on profitability
- Prepared cash flow projections, assessed the impact on operations and assessed the recoverability of receivables

Operational risks

OR1: Sustainability

Environmental, Social and Governance (ESG) risks such as human rights, air emission, biodiversity management, water, waste, local community, employment & labour relations

Potential impact

- Failure to meet the ESG goals may lead to fines and business disruptions
- Controversies may get escalated leading to damage to brand reputation

Our response

- Conducted performance assessments and monitoring against the set targets and reporting it regularly
- Developed new techniques for efficient utilisation of natural resources to maintain a balance between ESG and business performance
- Ensured resource efficiency – reduce freshwater withdrawal, rainwater harvesting, and energy efficiency measures
- Rolled our a comprehensive framework of mandatory policies and directives which directs the practices, standards and responsibilities across our operations

OR2: Greenhouse gas emissions and climate change

The cement industry is linked with high CO_2 emissions and companies operating within the industry are exposed to different kinds of regulatory frameworks to bring down the emissions. These frameworks can affect the business operations and if not obligated, may affect brand value

Potential impact

- Policy and Legal risk: Policymakers have increased their attention to building a level playing field on carbon costs to maintain competitiveness and incentivise investments in low carbon technologies and business operations
- Technology: Not being able to implement the technologies for lowering the GHG emissions could be due to higher cost of technology implementation than the carbon pricing mechanism
- Market: Shifting consumer behaviour amid pandemic can lead a gradual shift to greener products with lower carbon footprint
- Reputation: Higher carbon emissions reduce the brand attractiveness to the stakeholders
- Acute and Chronic: Climate change can severely affect our operations by increasing logistics costs and reducing production capacities. Our operations can get affected by chronic physical risks such as water scarcity due to global warming

Our response

- Working towards the reducing clinker factor
- Adding of low carbon products to our product portfolio
- Increasing the usage of Renewable Energy across our operations
- Broad-basing use of alternative fuels and raw materials.

OR3: Legal and compliance risk

Risk associated with non-compliance to regulations can pose the challenge of lawsuits, monetary claims, investigations & proceedings. It impacts growth, revenue, employee growth, and business cycle

Potential impact

- Regulatory violations can impact the operations and overall reputation of our Company
- Company may incur the investigation cost, financial penalties, debarment, and profit disgorgement

Our response

We are involved in a compliance programme which aids in guiding and maintaining the regulations. Key five elements of the programme are:

- Risk Assessment
- Controls
- Communication & Training
- Monitoring & Reporting
- Organisation

Plant at Gotan, Nagaur (Rajasthan)

OR4: Energy prices (including alternative fuels)

Risk which can result in increased expenses and decrease profitability.

Potential impact

- An increase in the prices of energy would adversely impact the industry, leading to an increase in production costs
- It may affect the pricing of product and future cash flows

Our response

Driving optimisation of fuel mix, energy efficiency and use of alternative fuel is a key focus area for us

OR5: Raw materials (including mineral components)

It involves the risk of not being able to procure the raw material at an optimum cost

Potential impact

- Scarcity of natural resources such as limestone, unavailability of fuels for production, stricter government regulations on consumption of fossil fuel, etc. can hamper normal business processes and affect the whole supply chain

Our response

- Continually expanding the blended cement portfolio and utilisation of even the low-grade limestone
- Driving use of alternative materials to conserve natural resources
- Low quality fuels are also utilised as additives to high quality fuels at our plants
- Participate and secure fuel through auctions and import high-grade resources to supplement existing ones
- Consistently diversifying vendor base across geographies

OR6: Sustainable products, innovation and technology

Risk which can arise due to reduced investments in innovation can cost affect the competitive advantage of the Company. It can impact growth, market share and business operations.

Potential impact

Innovation is crucial to maintain the market share and reputation of any firm in any industry. To remain competitive and fulfil customer expectations, it is important to lead innovation, especially when dealing with low carbon performance and circular economy

Our response

- Investing in Research and Development initiatives to limit the use of natural resources
- Increasing the share of additives like fly ash and slag in the production process.
- Working towards low carbon products through product innovation
- Steps in the direction of digitalization to streamline our operations, maintain data traceability and become future ready.

Operational risks (continued)

OR7: Health and Safety risk

It includes risks related to health and safety of employees at workplace. It impacts the people, local community and other engagements.

Potential impact

Local incidents can affect the overall business operations of the company. Any injuries or fatality can interrupt the business processes

Our response

- Driving Zero harm programme to maintain safety at workplace
- Conducting awareness programmes related to social distancing, sanitation, thermal screening, wearing masks, etc.
- Shifting employees to remote working
- Conducting safety trainings

OR8 : Information Technology and cyber threats risk

It arises from inadequate support of IT systems and the loss of data which are the result of cyber-attacks, computer malware, network outages, or human errors

Potential impact

- In the wake of the COVID crisis, the transition to remote location working has exposed us to a range of technical and human centred vulnerabilities, increased risk from cyber-attacks, and operational errors

Our response

- Put in place policies and procedures to protect us from IT risks
- Policies contain the corrective measures to be taken to mitigate any kind of incidents

OR9: Talent management

Risk which arises due to lack of talent pool

Potential impact

- It would be difficult to achieve the Company's mission without the right mix of talent pool

Our response

- Incentivise star performers and follow people-centric approach to favour a vibrant work culture
- Conducted talent management initiatives such as virtual sessions, employee support programmes, job satisfaction sessions, etc.
- Provided support during COVID-19 and promotions & increments were conducted as usual

Financial risks

FR1: Risk involving credit ratings

Being a capital intensive industry, some of the expansion projects are dependent on the support of the different channels of financing which are dependent on our credit ratings. It impacts our cash flows.

Potential impact

Different factors are involved in determining our credit ratings which affect our ability to obtain short and long-term financing. In any scenario of down-gradation of credit ratings, our cost of financing increases.

Our response

- Established funding policies to safeguard our ability to meet the obligations by maintaining the strong balance sheet
- Policy takes into consideration the expectations concerned with the required level of leverage, average maturity of debt and level of committed credit lines

FR2: Liquidity risk

It is associated with the cash flow of the Company.

Potential impact

It can affect us in not being able to meet our operational and financial obligations.

Our response

- Well-defined approach to optimise capital allocation for business growth. The cash flow strengthens our balance sheet and funds activities that may have long-term business imperative
- Strong Balance sheet confirming to controlled borrowing with high liquidity mitigates financial risk

FR3: Interest rate risk

This is associated with the change in the value of investments which impacts our cash flow.

Potential impact

Any movement in the interest rate can impact the profit of the Company's, market values and financial results

Our response

Monitored credit markets and financing strategy to maintain a well-balanced maturity profile

FR4: Credit risk

For many projects, we act as a supplier. Our customers involve big corporates who are involved in big projects. This involves huge credits, thereby, affecting us through credit risk.

Potential impact

Counterparts failing to comply with their commitments adversely affects the Company's ability to maintain the required cash flow

Our response

- Conducted regular assessment of the reliability and credit risks of its customers
- In the wake of COVID outbreak, we closely monitored the risk of increase in bad debts

FR5: Tax

Significant time and judgement are required for calculating the annual tax which impacts our overall profit and cash-flow.

Potential impact

Changes in tax shield and policies adversely affect the Company's position and cash-flow

Our response

Reviewed and assessed the risks associated with the tax policies, tax audits, tax cases as well as on-going changes in legislation and tax laws

Strategic objectives

A dynamic roadmap to the future

Our strategic objectives are aligned with our overarching commitment to nation building while creating sustainable value for all our stakeholders.

Strategic objectives	Short term	Medium term	Long term	Linkage with risks	Linkage with material issues	Linkage with capitals
SO1 **Capacity expansion**	Undergoing capacity expansion of Line No. 3 at Nimbahera, Rajasthan	Panna expansion (J.K. Cem Ltd, a subsidiary of J.K. Cement Ltd.)	----	FR1, OR1, OR2	Occupational Health & Safety, Availability of Raw materials, Employment & Labour relations	
SO2 **Operational efficiency**	Optimise efficiency as all plants are proximate to raw materials and growth markets	Manage resources through product and technology innovations	Drive brownfield and greenfield expansion	OR1, OR2, OR4, OR5, OR6, OR7, OR8, OR9	Occupational Health & Safety, Energy/Water/GHG/Waste Management, Availability of Raw materials, Employment & Labour relations	
SO3 **Consolidate market position**	Fortify the Grey Cement segment and enter into unexplored markets	Reinforce leadership position in the White Cement business by improving utilisation	Increase Grey & White business top line with increase in market share	ER1, ER2, ER4, FR1	Branding & Reputation	
SO4 **Widen visibility**	Enhance brand visibility further through print and online media and consumer promotions	› Expand and improve distribution network › Engage with key influencer and channel partners	----	ER1, ER2, ER4, OR6	Branding & Reputation	
SO5 **Launch of value-added Products**	Value-added products including Wood paint to be sold at one platform	Grow proposition of value-added products across existing and new markets	----	ER1, ER2, ER3, ER4, FR1	Branding & Reputation, Employment & Labour relations	
SO6 **Customer centricity**	› Meet customers' rapidly changing expectations › Provide rich customer experience	› Supply quality products at the right price › Resolve customer grievances	----	OR6, FR2	Branding & Reputation	
SO7 **Sustainable operations**	› Work towards reducing water footprint	› Use of alternate fuels with lower emissions impact; manage waste focusing on reduce, reuse and recycle › Enhance use of Waste Heat Recovery to reduce environmental impact › Enjoy captive power generation to provide long-term sustained source of low-cost power at fixed rate	Strive to reduce air emissions associated with cement industry through innovation in operations and greener technologies	OR1, OR2, OR3, OR4, OR5, OR6, OR7, OR9, FR1, FR2	Use of Alternative Fuels & Raw Materials, Occupational Health & Safety, Energy/Water/GHG/Waste Management	

Financial | Manufactured | Intellectual | Natural | Human | Social and relationship

[GRI 102-15]

Sustainability strategy

Charting a responsible way forward

We strive to create sustained economic value for our stakeholders. Anchored to our vision and mission, our sustainability strategy has been crafted through extensive internal and external consultations, peer benchmarking and alignment with national and global goals. We have built a well-defined sustainability governance structure to ensure complete oversight in a consistent, accountable and transparent manner.



Night View of Mangrol Plant

Strategic framework

Our sustainability framework rests on four pillars – climate, waste as resource, environment, and people and communities. These pillars are mapped with our strategic interventions as well as UN SDGs.

Vision & Mission

↓

Sustainability Governance

↓

Sustainability Pillars

Climate

Waste as resource

Environment

People & Communities

↓ ↓ ↓ ↓

Communication, collaboration and partnerships

Sustainability strategy (continued)

Our focus areas

Climate

Goals
Transition to low-carbon and sustainable transportation and logistics

Key focus areas	Strategic interventions
Energy efficiency and use of clean energy	› Increased use of green power in manufacturing units › Increase captive renewable generation capacity › Increase Waste Heat Recovery System (WHSR) capacity › Improved thermal and electrical energy efficiency in manufacturing units
Low-carbon transportation and logistics	› Encourage rail/road transportation to transition towards greater use of electric energy/renewable sources › Incentivise and build the capacity of suppliers to reduce their carbon footprint
Resilient and sustainably built environment	› Collaborate with the construction and infrastructure sector to develop climate-resilient infrastructure, provide customised solutions, and durable and resilient building materials (cement) › Partner with research institutions to develop sustainable and innovative products

Waste as resource

Goals
Using waste as a resource

Key focus areas	Strategic interventions
Increase use of AFR	› Increase replacement of virgin raw materials & fuels with alternative raw materials/ other substitutes › Reduce clinker ratio › Increase production of blended cements and fuel

Environment

Goals
Natural resource management

Key focus areas	Strategic interventions
Water and biodiversity conservation	› Increase use of low-grade limestone and in the process reduce dependency on high-grade limestone and extend quarry life › Increase green belt of entire occupied area › Scale up rainwater harvesting efforts › Reduce dependency on ground water by increasing mine water utilisation

People & Communities

Goals
Skills enhancement

Key focus areas	Strategic interventions
Skills enhancement	› Link company-specific initiatives for state and national skill development
Enhance diversity and inclusiveness	› Increase the share of women in total workforce › Scale involvement and access to local vendors and suppliers
Health & Safety	› Achieve zero harm/incident
Communities	› Increase beneficiaries of CSR initiatives
Transport safety	› Develop a safety rating system for drivers (similar to Bureau of Energy Efficiency (BEE) energy rating system; › Extend health and safety measures to market fleet

Sustainability strategy (continued)

Our targets

FY21 FY30

Climate

Sp. direct net CO_2 — $KgCO_2/t$



Waste as resource

TSR rate — %



Environment

Water Positivity — Times

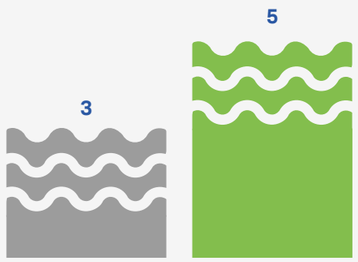

Biodiversity

Conduct biodiversity assessment across all the plants by 2025

in progress

Workforce

Training per employee — Man hours

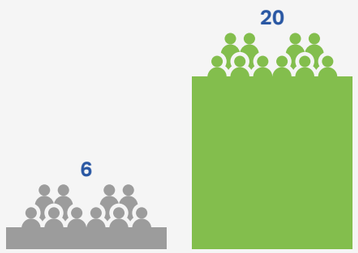

Share of women in total workforce — %

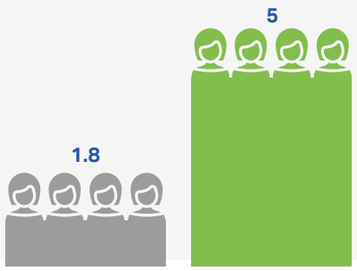

Sustainability governance structure

The Board

↑

CSR & Sustainability Committee

↑

Sustainability Steering Committee

↑ ↑

Corporate Sustainability Council ⟷ **Sustainability Coordinator**

Representation from plant heads, functional heads and sustainability champions across plant locations

Representation from sustainability champions across plant locations

The Sustainability Governance structure broadly comprises the CSR & Sustainability Committee and the Sustainability Steering Committee with leadership oversight at the Board level. The Sustainability Steering Committee provides inputs to the CSR & Sustainability Committee which reports to the Board on a quarterly basis. The Board sets the overall objectives and provides direction to the management to achieve these goals within the given framework.

The Corporate Sustainability Council is responsible for the implementation of sustainability initiatives across our operations. It also drives sustainability awareness, communication, and reporting, aligned with the global best practices. The Council is also responsible for facilitating sustainability audits, participating in environmental and social awards, and providing relevant information and disclosures to the stakeholders as well as sustainability rating bodies.

Our Sustainability Champions across plant locations interact with the Council represented by Plant and Functional heads. They collectively provide inputs to the Sustainability Steering Committee comprising the Managing Director, C- Suite and the Environment & Sustainability Head.

Membership & Associations

JKCL is a member of various industry associations. Our employees from Senior management periodically represent JKCL on several platforms to discuss upcoming regulations, global market scenarios, macro and micro trade environments, etc.

Few of these associations are:

Member of JK Organisation	Federation of Indian Chambers of Commerce and Industry (FICCI)
Cement Manufacturer's Association (CMA)	Global Cement and Concrete Association (GCCA)
Science Based Targets Initiative (SBTi)	Carbon Disclosure Project (CDP)

[GRI 102-18] [GRI 102-12,13]

We are performing on our priorities using a multi-capital approach driving sustainable progress.

Capital-wise performance

Financial capital	52
Manufactured capital	58
Intellectual capital	64
Natural capital	68
Human capital	74
Social & relationship capital	78

Financial capital

Maximising growth potential

We focus on managing our financial capital prudently to drive sustained economic value generation. Our strong balance sheet, along with robust internal accruals and access to a diverse pool of low-cost funding, enables us to explore both organic and inorganic growth opportunities in an evolving operating environment.

Plant at Mangrol, Chittorgarh (Rajasthan)

Stakeholders affected

- Shareholders
- Regulatory and statutory bodies

Material topics

- Use of alternative fuels and raw materials
- Availability of raw materials
- Branding and reputation

Impact of financial capital with other capitals

Manufactured

Used to build, expand, operate and maintain our manufacturing facilities

Intellectual

Deploy R&D capabilities

Human

Hire and retain skilled talent

Social and relationship

Spend for communities and supply chain

Natural

Source necessary raw materials

[GRI 103-02]

Financial KPI trends (Standalone)

Net Sales

₹ Crores

YoY	15.05% ↑
4-year CAGR	13.88% ↑

Rationale: Growth driven by increase in capacity and growing volume in both Grey and White Cement, driven by demand across our core geographies.

EBITDA

₹ Crores

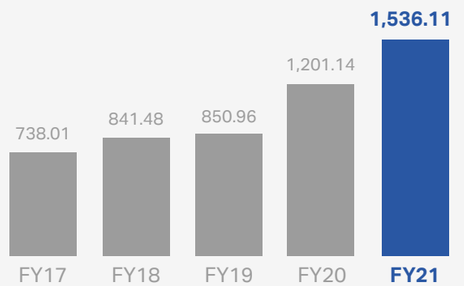

YoY	27.88% ↑
4-year CAGR	20.11% ↑

Rationale: Increased owing to economies of scale and better realisation despite increase in few key input costs.

Net worth

₹ Crores

YoY	19.31% ↑
4-year CAGR	18.84% ↑

Rationale: Increased owing sound financial health and demonstrating that our assets are growing faster vis-à vis liabilities.

Book value per share

₹

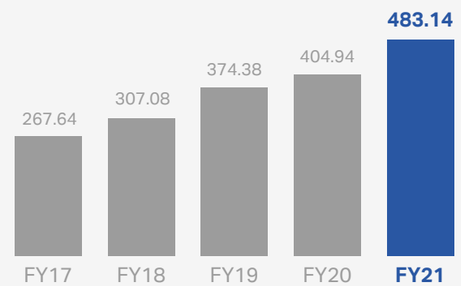

YoY	19.31% ↑
4-year CAGR	15.91% ↑

Rationale: Growth reflecting steady growth in shareholder value.

Profit After Tax

₹ Crores

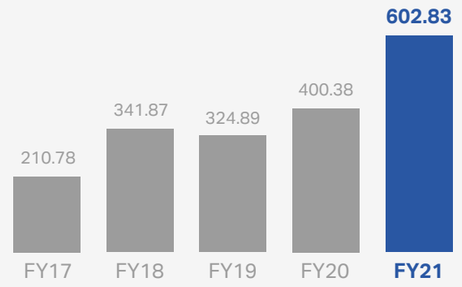

YoY	50.56% ↑
4-year CAGR	30.04% ↑

Rationale: Grew on account of our various cost rationalisation initiatives along with greater market reach with increase distributor and retail network.

Earnings per share

₹

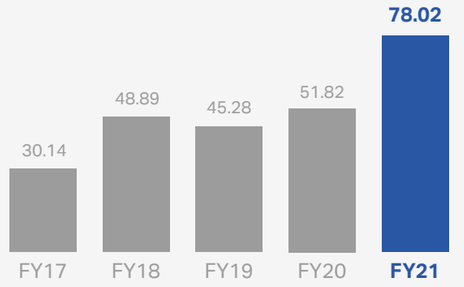

YoY	50.55% ↑
4-year CAGR	26.84% ↑

Rationale: Grew on account of the growth in overall operations and reinforced brand recall driving profitability

Free cash flow

₹ Crores

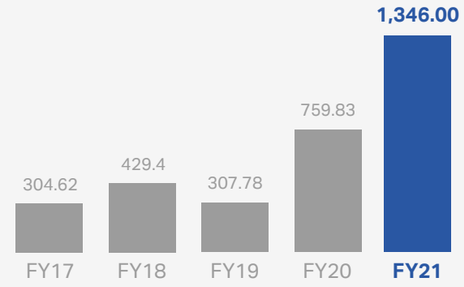

YoY	77.14% ↑
4-year CAGR	44.98% ↑

Rationale: Growing free cash flow allows us to pursue opportunities that enhance shareholder value through capacity expansion, new product development, dividend payouts and debt reduction, among others.

EBIDTA per tonne

₹

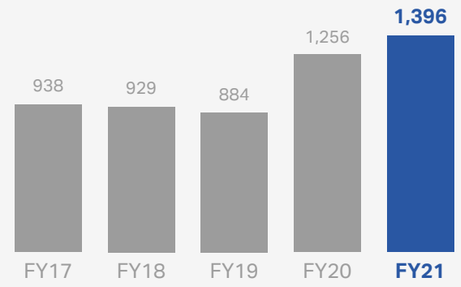

YoY	11.14% ↑
4-year CAGR	10.45% ↑

Rationale: Consistently improving EBIDTA per tonne is reflecting the effectiveness of all the cost rationalisation initiatives.

Financial KPI trends (continued)

Market capitalisation

₹ Crore

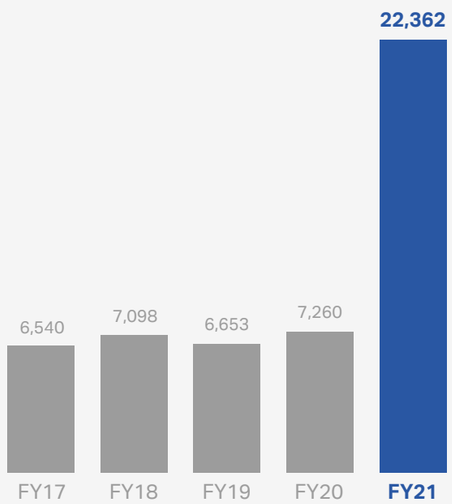

YoY	208.00% ↑
4-year CAGR	35.98% ↑

Rationale: Timely project execution with stabilised expanded operations have raised Investor confidence resulting in multi-fold increase in market capitalisation.

Power Plant at Gotan, Rajasthan

Key financial ratios

	FY17	FY18	FY19	FY20	FY21
Debt equity ratio	1.32	1.04	0.76	0.84	0.77
Interest coverage ration	2.87	3.62	4.09	5.06	6.75
Current ratio	1.18	1.32	1.34	1.31	1.72
Quick ratio	0.72	0.86	0.93	0.91	1.32
Fixed asset coverage ratio	1.49	1.61	1.65	1.70	1.68

Capital allocation

Ongoing projects

We have completed 4.2 MnTPA expansion incurring a capex of ₹ 1,739 Crores till 31 March 2021. The Nimbahera Line 3 upgradation is also going on and around ₹ 357 Crores have been spent till 31 March 2021.

Going forward, balance expenditure of around ₹ 100 Crores will be incurred on these projects during FY 2021-22.

New project

Our greenfield expansion of 4 MnTPA at Panna, Madhya Pradesh with split grinding unit at Hamirpur, Uttar Pradesh would have total capex outlay of ₹ 2,971 Crores. Work has started at site and ₹ 270 Crores have been spent till 31st March 2021. Project expenditure would be ₹ 800 Crores in FY 2021-22, ₹ 1,600 Crores in FY 2022-23, and balance of ₹ 300 Crores in FY 2023-24.

Besides the above, we have a sustenance capex of around ₹ 250 Crores per annum.

Debt profile

Our standalone gross debt stood at around ₹ 2,865 Crores and consolidated gross debt at ₹ 3252 Crores as on 31 March 2021.

The proposed borrowing for 4 MnTPA expansion in the wholly owned subsidiary would be around ₹ 1,700 Crores. Out of which ₹ 400 Crores would be drawn in FY 2021-22, ₹ 1,000 Crores in FY 2022-23 and balance ₹ 300 Crores in FY 2023-24.

Manufactured capital

Expanding capacity, enhancing efficiency

Our strategically located, integrated plants that are well connected to key markets through rail and road network, enabled us to efficiently address the demand-supply dynamics. We also deploy the best available technologies to improve efficiency, optimise nature resource consumption, minimise waste, and reduce our overall carbon footprint.

Split Grinding Unit at Balasinor (Gujarat)

Stakeholders affected

- Customers
- Local Communities
- Regulatory and statutory bodies

Material topics

- Use of alternative fuels and raw materials
- Occupational health & safety
- Energy management
- Water management
- GHG management
- Waste management
- Availability of raw materials
- Employment and labour relations

Impact of financial capital with other capitals

Financial

Setting up and running our facilities

Intellectual

Technology deployment

Human

Mobilisation of skilled and unskilled workforce

Social and relationship

Strong stakeholder relationships

Natural

Resources such as land, water and raw material

Our grey and white cement capacities

We have created manufacturing facilities in North, West, and South India, enabling us to serve multiple regions.

Grey Cement

4.25 MnTPA
1 Nimbahera, Chittorgarh (Rajasthan)

3.25 MnTPA
2 Mangrol, Chittorgarh (Rajasthan)

3.00 MnTPA
3 Muddapur, Bagalkot (Karnataka)

0.47 MnTPA
4 Gotan, Nagaur (Rajasthan)

1.5 MnTPA
5 Jharli, Jhajjar (Haryana)
(Split grinding unit)

1.5 MnTPA
6 Aligarh (Uttar Pradesh)
(Split grinding unit)

0.70 MnTPA
7 Balasinor (Gujarat)
(Split grinding unit)

White Cement

0.61 MnTPA
4 Gotan, Nagaur (Rajasthan)

0.60 MnTPA
7 Fujairah (UAE)

Wall Putty

0.63 MnTPA
4 Gotan, Nagaur (Rajasthan)

0.70 MnTPA
8 Katni (Madhya Pradesh)

One of the first cement companies to install coal-based thermal power plant

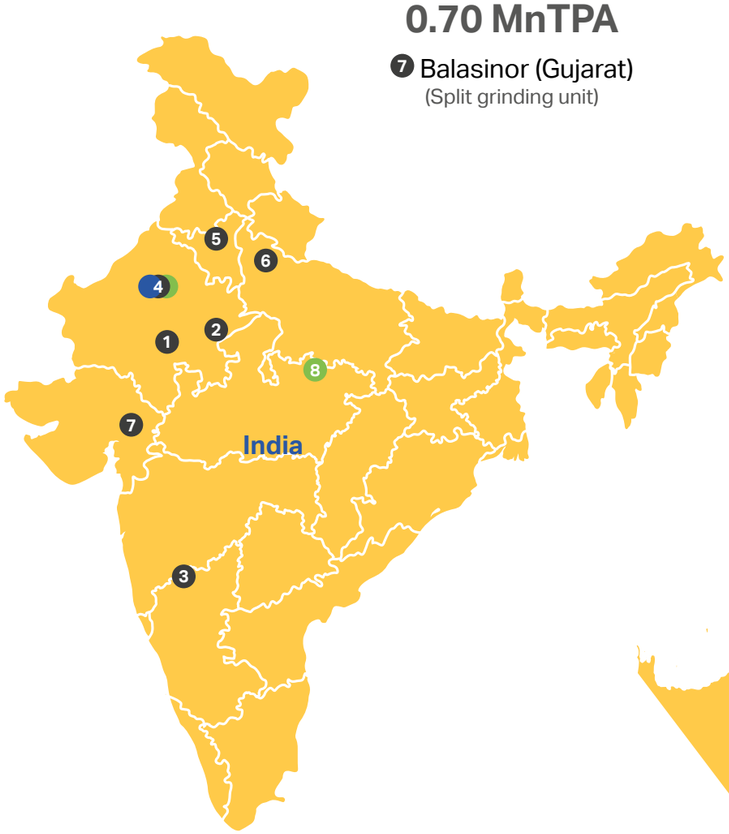

Grey cement production mix in FY 2020-21 (%)

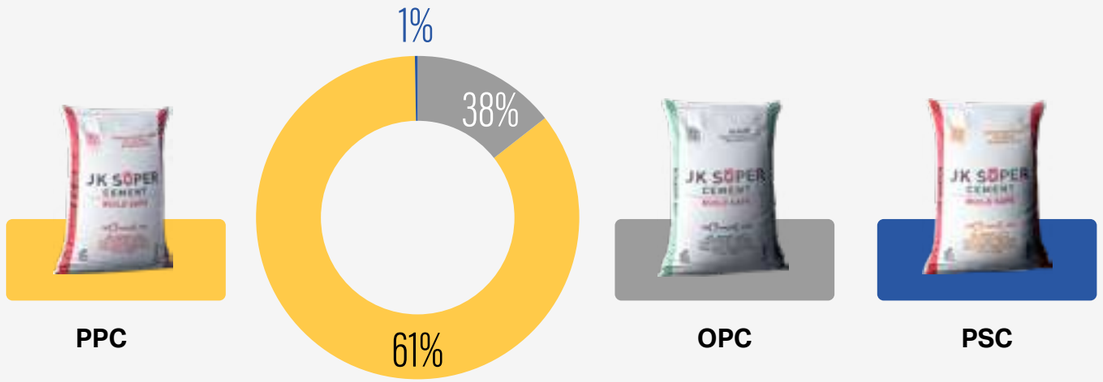

Revenue mix

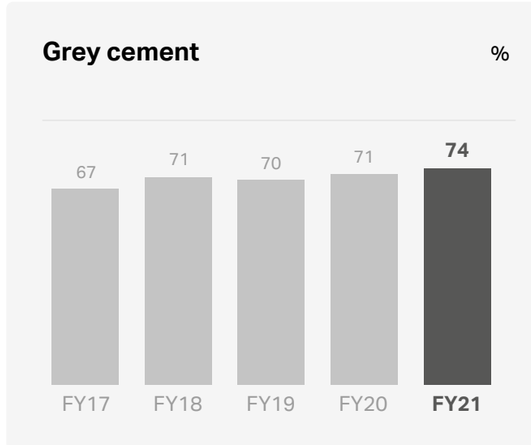

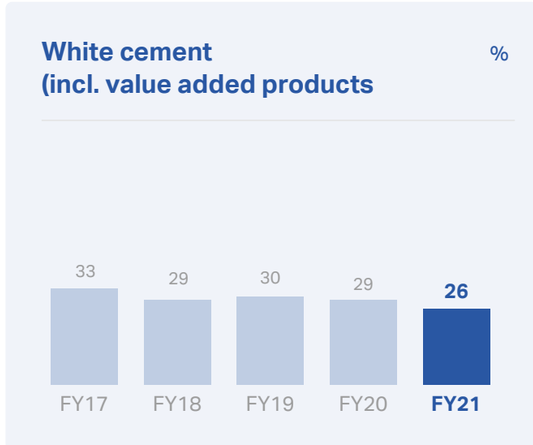

Our captive power capacity

We have captive power and Waste Heat Recovery system installed at Nimbahera, Mangrol, Gotan and Muddapur. Moreover, we have solar power plants at Jharli, Gotan and Katni.

Site	CPP (MW)	WHRS (MW)	Solar (MW)
Nimbahera	20.00	13.20	
Mangrol	25.00	26.85	
Gotan	7.50	-	0.15
Muddapur	50.00		
Jharli	-	-	0.30
Aligarh	-	-	-
Balasinor	-	-	-
Katni	-	-	1.00
Total (MW)	102.50	40.05	1.45

[GRI 102-04]

Limestone mining activity

Responsible mining

Responsible mining is imperative at J.K. Cement. We take every necessary step to uphold the practice of responsible mining by adopting best practices for the health and safety of workers, protecting biodiversity, and maintain compliance to the regulations.

14.67 MnTPA

Today (FY21)

~20 MnTPA

Tomorrow (FY24)

Capacity expansion

We are ramping up capacities of both Grey and White cement through both greenfield and brownfield expansion.

Completed expansion projects

Commissioned grey cement grinding unit at Balasinor, Gujarat
Building on our legacy of contributing to the country's economy and industrial prowess, we have commissioned a Grey Cement grinding unit in Balasinor, Gujarat with an installed capacity of 0.7 MnTPA.

Wall Putty capacity expansion at Katni, Madhya Pradesh
We completed our 0.3 MnTPA Wall Putty capacity expansion at our Katni plant to meet the growing demand, taking our total plant capacity to 0.7 MnTPA.

Ongoing expansion projects

Upgrading Nimbahera Line-3
We are modernising an old kiln of 5,000 TPD (Line III) at our Nimbahera plant and increasing its output by 1,000 TPD. Apart from volume gains of 0.33 MnTPA clinker (equivalent to 0.45 MnTPA cement), this will enhance efficiency, reduce power and fuel consumption, and increase waste heat recovery generation. On higher volumes, our EBITDA/tonne for grey segment is likely to increase. The project is expected to complete in the second quarter of FY 2021-22.

Greenfield expansion at Panna, Madhya Pradesh
We are setting up our grey cement plant of 4 MnTPA capacity at Panna, Madhya Pradesh, with a split grinding unit at Hamirpur, Uttar Pradesh along with WHR power generation of 22 MW. Civil work started at site, and orders placed for main equipments.

Intellectual capital

Sharpening our innovation edge

We believe intellectual capital is key to consistently provide world-class products to our customers. Our strong R&D capabilities enable us to bring innovative products to the market, which exemplify quality and drive our sustainability journey forward.

Use of Robotics in Operations

Stakeholders affected

Employees

Customers

Material topics

- Use of alternative fuels and raw materials
- Energy management
- Water management
- GHG management
- Waste management

Our deployment of intellectual capital with structured outcomes helps enhance our product quality and in turn elevate customer relationships, enhancing our social and relationship capital.

Impact of financial capital with other capitals

Financial

Necessary technology, digitisation and process investments

Manufactured

Innovations and process improvements contribute to better efficiency

Human

Enhancing capabilities of our workforce by leveraging through various digital learning platforms

Social and relationship

High quality products augments customer satisfaction and strengthens relationships with dealers, retailers, contractors, and masons

Natural

Innovative and clean technology improves operational efficiency, reduces carbon footprint, and reduces waste

Research and Development

Technology infrastructure

Our plants in Nimbahera, Mangrol and Gotan are equipped with state-of-the-art labs with process control instrumentations and quality control systems. Our Muddapur facility is equipped with the latest technologies, process control as well as quality control with Robo lab and Automatic Blain Analyser. The entire plant operations are controlled from a Central Control Room (CCR) with sophisticated systems including Fuzzy Operation.

Management certification systems

We are constantly investing in R&D initiatives to reduce the use of natural resources in grey cement manufacturing and increase the share of additives like fly ash and slag in the production process. In addition, we aim to increase our production of blended cement in the near future.

Gotan White
Jhajar
Mangrol

Muddapur
Nimbahera
Katni

Gotan Grey

- ISO 14001:2015
- ISO 45001:2018
- ISO 50001:2018
- ISO 9001:2015

Product development

We leverage in-house technology and talent to launch new innovative products

Wood Amore

We entered the wood paint segment with a range of premium Polyurethane (PU) products that ensure outstanding finish, appealing aesthetics and higher durability for wood surfaces, with 2,000 different colours. Wood Amore – which translates to 'love for wood' – has been formulated in collaboration with Italian wood coatings and finishes pioneer, Sivam Coatings.

RepairMaxx

Our latest addition to the max product range is the perfect one-stop solution for all repair work needs. The JK Cement RepairMaxX, which lives up to our reputation for innovation, is a masonry compound that can fill cracks and gaps of upto 5 mm.

Process optimisation

We are consistently focussing on bettering process optimisation to achieve energy efficiency and reduce production costs. Energy efficiency is achieved through small steps of in-house kaizen projects and process modification steps.

Going digital

We embarked upon a Digital Journey few years back, starting with automation of functions like paperless operations and fine tuning of processes through efficient digitalisation.

During FY 2020-21, we stepped up the digital quotient by using latest and best technology like robotic process automation, artificial intelligence, smart procurement, data science tools, etc., suitably supplemented with the use of social media in branding and marketing which is apparent from the coverage of customer based through digital channels.

With a clear roadmap of digitalising the entire value chain, including introduction of blockchain in areas like smart contracting, we have benefitted from digital in the following domains :

- eSourcing and Supplier Lifecycle Management using SAP ARIBA.
- Digitising the Sales function through omni-channel approach with
  - Enabling e-visits during the pandemic (reaching out to customer through a structured digital channel during lockdown)
  - End-to-end journey cycle maps
  - Customer 360 approach
  - Customer focussed dealer portal for their convenience and access to our team
  - Continuous connect with Influencers through Online Loyalty App
- Logistics Optimisation through
  - Effective and Efficient Route planning
  - Optimised In-plant operations using RFID
  - Real time Track and Trace through GPS enabled application with a visibility to customer as well
- IT and OT integration using best in class security measures.
- Artificially Intelligent processes including visual and data based Intelligence training to the system.
- Employee friendly portal for end-to-end process mapping of employee facing functions using Success Factors
- Enabling employees with a portal to voice their concerns and appreciations
- Dynamic Dashboards with real time visibility to decision makers
- Real time integration between SAP and third party Apps through Digital Access mechanism (no more batch data updates)

Natural capital

A quest for a sustainable world

Cement manufacturing is a energy-intensive process. Thus, as we operate in a 'hard to abate' sector, we have a deep commitment to optimise our resource consumption and minimise our carbon footprint while delivering green or eco-friendly products. Further, we are steadily increasing the share of renewables in our energy consumption mix, and installing best available technologies to lower GHG emissions.

[GRI 103-2]

Stakeholders affected

- Regulatory and statutory bodies
- Media
- Local Communities

Material topics

- Use of alternative fuels and raw materials
- Energy management
- Water management
- GHG management
- Waste management

Impact of financial capital with other capitals

Financial

Investments in green energy and environment-friendly processes

Manufactured

Installation of pollution control equipment

Intellectual

Innovation for resource optimisation and circular economy

Human

Train our workforce on best practices of environment conservation

Social and relationship

Improved health and well-being on account pollution control

Energy and climate

We recognise climate change as a risk to our planet and the business, and strive to reduce our GHG emissions. We have taken several steps towards a low-carbon growth path such as reducing clinker factor, increasing share of blended products and switching to renewable energy. We are also increasing our WHRS capacity, green power mix and thermal substitution rate. We have committed to Science-Based Targets (SBTi) to combat climate change, and are in the process of validating corporate-level targets aligned with those commitments.

Specific CO_2 emission

(kg/t of cementitious products)

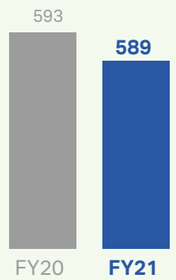

Green power in total power consumption (%)

Thermal substitution rate (%)



Specific thermal energy

GJ/t of clinker

Specific electrical energy

(kWh/t of cementitious products)

Air emissions

We are committed to controlling SOx, NOx and dust emissions from our operations. We monitor and control the main emissions derived from our combustion and kiln processes using electrostatic precipitators (ESPs) through baghouse filters. This enables us to comply with local regulations across the regions we operate. Our Continuous Emission Monitoring System (CEMS) tracks particulate matter (PM) in real time to ensure compliance with regulations and helps us take timely corrective actions. We also monitor our plants' ambient air quality; emission levels in FY 2020-21 were found to be below the permissible limits

Circular economy

Alternative fuels and raw materials

We use industrial wastes such as fly ash and slag as alternative raw materials, without compromising on product quality. In FY 2020-21, we used almost 1.93 Million tonnes of fly ash and slag. Alternative fuels such as agro-waste, carbon black, fibre mass, plastic waste, liquid mixed waste and solid mixed waste are absorbed in kilns which substitutes fossil fuel to some extent.

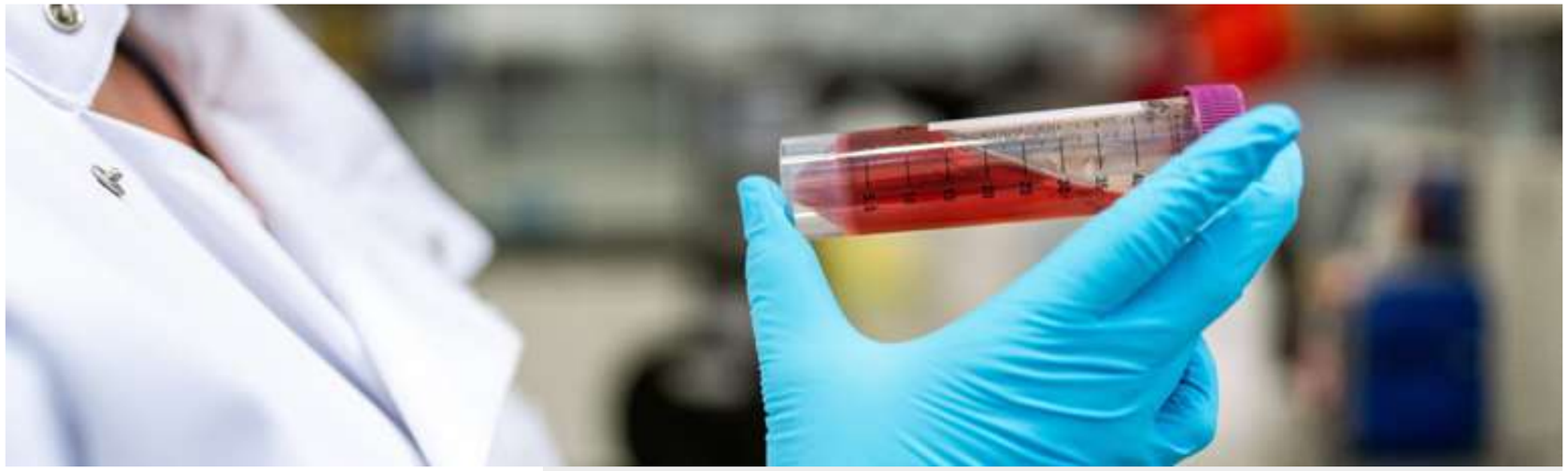

Target for FY30

465 Kg/tonne
of cementitious products

75%
green power (wind/solar/WHRS)

35%
thermal substitution rate

Innovation on alternate fuel and raw material (AFR)

We have set up an AFR laboratory in Muddapur to reduce our dependency on conventional fuels and increase the use of alternative sources derived from organic waste. The AFR lab encourages hands-on testing of AFR material such as organic matter and minor elements.

Waste managment

We stringently monitor, minimise, reuse, and recycle our waste wherever possible. We manage both hazardous and non-hazardous waste generated at our manufacturing units in compliance with the local laws and regulations. In addition to using alternative raw materials, our manufacturing units have co-processing facilities that enable us to divert our non-recyclable waste streams towards waste heat recovery processes.

Responsible mining and biodiversity protection

We perform responsible mining operations in our limestone quarries and surrounding areas, in compliance with the applicable laws and regulations. We are also in the process of developing a biodiversity management plan across our plants and target to carry out biodiversity assessments across all plants by 2025.

We conduct thorough inspection and surveillance programmes and have installed advanced equipment on-site for monitoring safe storage as well as the transfer of fuels. We adhere to the compliance and statutory requirements related to spillage and subsequent recovery.

Water managment

We consider water as a shared resource that needs to be conserved and utilised judiciously. As most of our operations are located in dry and water-scarce regions, we work diligently to reduce our water consumption and also generate awareness among our stakeholders about its prudent use.

Initiatives undertaken to improve water efficiency and water positivity

- Laid pipeline to lift rainwater collected from mine pits to reduce use of ground water
- Installed additional Reed Bed Technology based STP of 90 KLD (55 + 35 KLD) at Nimbahera
- Canalised storm water to pond at Nimbahera plant
- Replaced ball valves with push type taps to reduce leakage
- Arrested leakages across the plant and closed unwanted water points
- Repaired and replaced all water storage tanks and pipelines to arrest leakage/seepage.

We withdraw water mainly from the surface, including river water. However, we focus on consuming reused and recycled water wherever possible. In our operations, water is mostly consumed for domestic and industrial activities. All our manufacturing units are zero water discharge plants and meticulously treat and reuse domestic and industrial wastewater generated on site. We reuse the treated wastewater for plantation and gardening, green belt development, cooling of machinery, dust suppression in coal yard, among others.

Water Positive — Times

Target for FY30

5 times water positive

Zero discharge

All our manufacturing facilities

Installed reed bed Sewage Treatment Plant (STP) at Cement plant

We installed Reed Bed STP with a capacity of 35 KLD and 55 KLD and started to utilise the treated water in plantation and horticulture activities, which has reduced the use of ground water by 90 KLD.

To reduce freshwater withdrawals, we use different ways such as rainwater harvesting, process water efficiency improvement and development of innovative products. As Rajasthan (one of our plant locations) is a semi-dry region, we have installed Air Cooled Condensers (ACC) with Captive Thermal Power Plant (CPP), which helped reduce water consumption by more than 90% compared to conventional water-based cooling towers.

Human capital

Advancing with a dynamic workforce

Our 'People First' approach stems from the belief that "if the business takes care of employees, the employees will take care of the business". Our 'One Family' motto brings together a diverse workforce across our operating locations. We endeavour to nurture and develop our people as our core strength.

People at J.K. Cement

[GRI 102-08,102-03,401-01,405-01]

Stakeholders affected

Employees

Material topics

- Occupational health & safety
- Employment and labour relations
- Employee engagement and development

Impact of financial capital with other capitals

Financial

Investment in knowledge and skill development of employees helps better productivity

Manufactured

Ensured efficiency and quality across plants and processes

Intellectual

Encouraging ideas and participation for more innovation

Natural

Enhanced awareness and initiatives towards resource conservation

Social and relationship

Enhanced employee experience through voluntary participation in community engagement drives

Empowering, inspiring and respecting people is one of our core values. These values and the organisation's culture of trust, meritocracy and empathy has earned J.K. Cement the 'Great Place to Work®' certification for the second year in a row in FY 2020-21. We encourage continuous innovation and improvements through an attractive rewards and recognition programme.

Adopting digital advancements in our HR systems and processes resulted in efficiency and transparency for all employees across multiple locations. Our Human Resources (HR) platform uses systems, applications, SAP and Success Factors, a cloud-based HR platform. We integrated this platform into our mainstream HR operations for process excellence and going paperless. Further, we have automated our recruitment process, performance management system, introduced SAP based Learning Management System, and created an employee central database to access updated employee related data.

Employee engagement

We actively engage with our employees through various skill development sessions and employee connect events conducted throughout the year. Fresh hires also get the opportunity to engage with senior business leaders during their orientation programme. Further, we celebrate cultural programmes including Annual Cultural Week – Udayin. These initiatives are undertaken to motivate and empower our workforce.

Highlights of initiatives

Project UDAY is aimed at grooming the leaders of tomorrow and empowering young talent in the organisation to take on higher responsibilities.

Project SAARTHI focuses on building capabilities of young managers to develop their people management skills, especially of newly promoted first time managers.

With **Project SAKSHAM**, we became the first company in the Indian cement sector to fully adopt an end-to-end cloud-based HR platform. Despite the pandemic situation, we completed the annual performance management for the year under review in April 2021, and subsequently announced promotions and salary increments for all our employees.

Learning and development

Our strategy to create best-in-class talent pool is achieved by proactively investing in the training and development of employees. We aim to provide a conducive work environment to our teams and enable them to achieve their career goals. During the COVID pandemic and subsequent lockdown, our training and development team seamlessly moved to deliver most programmes online.

Total training hours — Hours

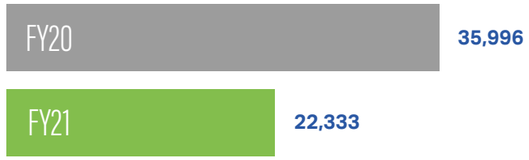

Talent attraction and retention

We ensure our workforce is sufficiently represented by all age groups. A structured induction process is followed at all locations for fresh hires. We also have mentoring programmes where fresh graduates interact with the senior leadership to understand business and growth opportunities. For our senior management, we follow an objective appraisal system that is based on Key Result Areas (KRAs). Our Corporate HR team is actively involved in nurturing, enhancing and retaining talent through job satisfaction, management development programme, among others.

Diversity and inclusion

We believe that diversity is a crucial condition for a productive, dynamic and sustainable organisation. We provide equal opportunities to all irrespective of their caste, religion, colour, marital status, and gender. We are committed to increasing the participation of women in our workforce. We also recruit local youth from around our operating locations.

Human rights and POSH

We ensure that all stringent measures and due diligence are undertaken to prevent human rights abuse such as child labour, forced/compulsory labour, and sexual harassment in our operations. Our Prevention of Sexual Harassment (POSH) policy covers every employee and is publicly available. We have also set up a dedicated Internal Complaints Committee at all locations to redress complaints on sexual harassment. During FY 2020-21, we received no complaints on human right violations including discrimination, harassment, sexual harassment, child labour, forced/compulsory labour or harm to indigenous communities across plants or the corporate office.

Health & Safety

We are committed to providing a safe and conducive work environment for our employees and other stakeholders. Our Zero Harm programme, which began in FY 2019-20, has been pushing for continuous improvements in achieving zero fatalities and injuries, both on-site and off-site. We also implemented a fully integrated Environmental, Health & Safety (EHS) management system at all manufacturing plants. We are in the process of adopting safety targets at the Group level.

During year under review, we organised various awareness and counselling programmes across plants covering occupational health and safety, and lifestyle and common seasonal diseases. We aim to increase training on health and safety by introducing topics such as behaviour based safety, driver safety, and safety labelling assessment.

Zero

Fatalities in FY 2020-21

Percentage of employees trained on safety and skill up-gradation

Category	Nimbahera	Mangrol	Jharli	Aligarh	Muddapur	Gotan	Katni	Balasinor
Permanent employees	45%	61.08%	100%	4.50%	93%	15.12%	100%	85%
Permanent women employees	22%	80.0%	Nil	Nil	57%	Nil	Nil	Nil
Casual / Temporary/ Contractual employees	100%	100%	100%	95.50%	100%	84.87%	46%	88%
Employees with disabilities	Nil	Nil	Nil	Nil	100%	Nil	Nil	Nil

Coping with COVID-19

Amid the COVID-19 pandemic, our focus on health and well-being of our employees have increased manifold. We implemented several precautionary and preventive initiatives in this regard.

- Conducted regular awareness sessions on the importance of personal health and hygiene to prevent COVID infections
- Constituted a dedicated task force, a separate team led by senior members of the Management to provide all possible support to our employees and their families in real time
- 'COVID Task Force' ensured that every stakeholder gets vaccinated at the earliest, has PPE kits, oximeters, access to online medical help, life-saving equipment like oxygen concentrators, and hospitalisation when needed.

[GRI 403-09]

Social and relationship capital

Creating a win-win proposition

We collectively use our reach to enhance our positive impact on customers and the larger fraternity of stakeholders. It is a vital part of our inclusive agenda for growth. The engagement we have with customers, dealers, retailers, suppliers, community members, and other stakeholders allows us to determine which issues are of primary importance to them and to assess what long-term value means from their perspective.

[GRI 103-02]

Stakeholders affected

- Shareholders
- Customers
- Employees
- Regulatory and statutory bodies
- Dealers
- Media
- Local Communities

Material topics

› **Branding and reputation**

Impact of financial capital with other capitals

Financial

Investments to increase loyalty of customer, dealer, retailers and other key stakeholders

Manufactured

Better products and process through stakeholder insights

Intellectual

Greater innovation based on customer insight

Natural

Improved health and well-being owing to reduced carbon footprint

Human

Greater engagement with stakeholder to gather feedback and share knowhow

Driving enduring relationships

We follow a customer-centric approach while actively engaging with our dealers and influencers to deliver products and solutions in line with evolving needs. Further, we work closely with our partners across the value chain to make their operations sustainable. Our ESG policy for suppliers, contractors, consultants and transporters requires them to adopt responsible business practices.

Customer support and satisfaction

Our customer-centric business model allows us to be in tune with the changing needs of our customers and ensure we step up to meet their expectations. Our approach to customer satisfaction is based on the core value of 'Customer Orientation'. We strive to resolve consumer grievances related to construction practices and our products at the earliest. For this, a dedicated helpline is available, through which consumers can register their product related complaints with us.

Supply chain partners

We follow stringent procurement practices to meet the business needs while ensuring a responsible supply chain. We encourage procurement through vendors who adopt sustainable practices. We require all stakeholders who are applicable under the ESG Policy to comply with the requirements and submit acceptance before commencement of activities at our sites. Further, we ensure ethical and labour standards are met during vendor evaluation and aim to cover all Tier 1 suppliers in our ESG assessments in the near future. In addition, we have taken proactive steps to identify the most significant environmental and social challenges within the value chain.

Dealers

We recognise dealers as growth partners in our overall progress. We further encourage our dealers by acknowledging their performance and rewarding them. We regularly reward our top-performing dealers for their excellent performance. In FY 2020-21, we conducted virtual meets where channel partners and dealers were felicitated with trophies, certificates and cash prizes.

Loyalty programmes

Samridhi: It is a loyalty programme aimed at recognising the long relationships of our channel partners by offering special privileges to them.

Shoorveer: It is an exclusive rewards programme for contractors and masons, for their continuous support in increasing sales and engagement.

Uphaar: We extended our support to 18,000+ painters enrolled under the Uphaar loyalty programme by allowing them to encash their earned points for up to ₹ 5,000, which was transferred directly to their bank accounts. Similarly, under the Shoorveer loyalty programme, we reached out to 4,000+ contractors.

Innovative approach during COVID-19

We rejigged on-ground activities of reaching out to the dealers and construction sites for 6 months. The regular BTL promotion vans were converted into COVID education vans with activities included product awareness demos and lead generation.

The build safe van, public announcement system and TV ran the local COVID safety information in marketplaces, urging the public to stay safe by maintaining social distance and wearing masks in public places, washing hands at regular intervals, and adopt contactless engagement.

Amplify our outreach

JK CEMENT TileMaxX
Premium Adhesives and Grouts

#MaxXHaiNa

We launched a campaign, #MaxXHaiNa, with a series of digital-first short ad films, featuring Mr MaxX, their brand mascot. The ad films showcase some of the products in JK White Cement's portfolio – JK Cement WallMaxX (wall putty), JK Cement PriMaxX (wall primer) and JK Cement TileMaxX (adhesive and grouts), reinforcing their recent rebranding initiative of bringing all their brands under the MaxX umbrella.

Get Set, Goooo MaxX!

It's time to welcome your friendly, neighbourhood Superhero into your homes! He's here to work his magic, bringing all home improvement and finishing woes to an end and to spread smiles!

GypsoMaxX

Welcome the Superhero with the Midas touch into your homes. Mr. MaxX is here to work his magic!

WallMaxX

Let the magical touch of Mr. MaxX cast a spell of beauty on your home!

TileMaxX

Welcome Mr. MaxX into your home. With one foot tap, watch him transform your floors!

Consult the expert

JK Super BuildXpert app can now calculate the estimated material and costs required for construction.

Saluting their efforts

YePuccaHai

Acknowledging the hard work, determination, and contribution of the construction workers who help to build India's Infrastructure.

SuperDrivers

Tribute to the truck drivers to recognise their dedication and hard work.

ThankYouDoctors

Tribute to the doctors, frontline health workers, and COVID warriors for their selfless service to humanity.

Spreading positivity

JK White Cement presents a musical ode to the spirit of humanity in overcoming even the most difficult circumstances. UMMEED, curated by the JK White Cement family, spreading the message of hope and positivity featuring none other than, Superstar Shaan!

Community development

At J.K. Cement, we aim to create an environment that supports holistic development of the communities in which we operate. As part of our initiative to give back to the society, we work towards transforming the lives of the underprivileged. Our CSR policy reflects our socioeconomic development agenda, under which we have identified the focus areas – water, health and sanitation, energy conservation, pollution-free atmosphere, clean technology and primary healthcare.

Our CSR Department undertakes, along with partner NGOs and government institutions, design and implement various programmes across the focus areas. We regularly engage with the communities to collect feedback on the ongoing projects, which provides us the necessary insights to better calibrate our programmes to the needs of the communities.

CSR expenditure ₹ Crore

Education

We contribute to the development of infrastructure in government schools, including equipment, buildings, and furniture. In collaboration with the Eklavya Institute, we also provide coaching classes to village students preparing for competitive exams and distribute educational kits. In addition, we supported the construction of bio-toilet blocks in three government secondary schools in Rajasthan; free electricity supply was provided to 11 governments schools. Further, we awarded meritorious students with silver medals for their academic performance in schools and provided scholarships to talented IIT Kanpur students.

Infrastructure development

We strive towards improving the standard of living of our communities by providing them better infrastructure. Over the years, we have helped develop roads, drainage systems, community halls, temples, and schools. During FY 2020-21, we constructed concrete roads in nearby villages. Financial aid was given to Panchayats for rural development. Drainage system construction is done at Karunda Village for better health & Hygiene. Construction of Rest rooms in village for travellers. Also helped in the renovation the Merta Railway Station under Jodhpur division. Constructions of Public road and installation of RCC benches at public places.

Further, to promote cattle cross breeding in rural areas also made Contribution to JK Gram Vikas Udyog.

Healthcare

We aim to ensure that our community has access to better healthcare services, by providing financial assistance to various clinics and healthcare service providers near our plants. We also provide financial assistance for operating and maintaining Janata Clinic in the Merta city.

Promoting healthcare during COVID-19

We have taken several steps towards the safety and wellbeing of people in nearby villages during COVID-19 pandemic through the following initiatives.

- Sanitised both urban and rural areas during lockdown
- Distributed 28,000+ face masks to villagers, truck drivers, school students, and 700+ PPE kits to hospitals
- Donated ₹ 11 lacs to the district administration for fighting COVID-19 and ₹ 3.5 lacs to the Nimbahera Municipal Board for providing accommodation and free food to those in need
- Spread awareness among people about COVID-19 and precautions to be taken
- Provided transport to local administration of Gotan for campaigning and emergency
- Installed oxygen pipelines at a cost of ₹ 44 lacs at the GSVM Medical College Kanpur (for COVID-19 wards)
- Distributed food packets to 19,000+ people and in hospitals in the vicinity of our plants
- Promoted vaccine drive at all locations including employees and their family

Community welfare

We seek to serve humanity by empowering and enabling underprivileged people to improve their lives through various community welfare programmes. We run several women livelihood skill training programmes to empower women in villages. We provided training on:

- Tailoring and cutting
- Pickles and sauce making
- Soft toys and gems jewellery making
- Beautician course

Through these trainings, rural women became self-reliant and improved their standard of living. Also, the Sparsh Sanitary Pad Project for women self-help groups provided structured setups and training to produce and sell low-cost sanitary pads. Moreover, we provided the supply of clean drinking water to the communities near us, and also funded RO plants in Gotan village, supporting the Chief Minister Jal Swavlamban Abhiyan. We also assisted in the renovation of Aganbari Centre & Construction of Community Hall in nearby villages.

CSR reach and impact ₹ Crore

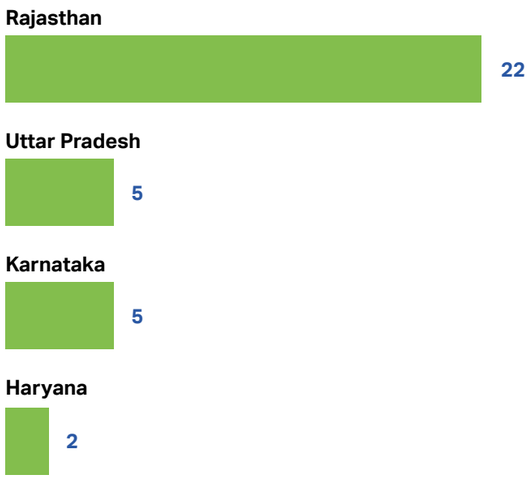

[GRI 413-01]

Board of Directors

Driving our progress

MRS. SUSHILA DEVI SINGHANIA
Chairperson
(Non-Executive
Non-Independent)

DR. RAGHAVPAT SINGHANIA
Managing Director

MR. MADHAVKRISHNA SINGHANIA
Deputy Managing Director
& CEO

MR. SUPARAS BHANDARI
Non-Executive,
Independent Director

MRS. DEEPA GOPALAN WADHWA
Non-Executive,
Independent Director

MR. SAURABH CHANDRA
Non-Executive,
Independent Director

MR. AJAY KUMAR SARAOGI
Deputy Managing Director
& CFO

MR. PAUL HEINZ HUGENTOBLER
Non-Executive,
Non-Independent Director

MR. SUDHIR JALAN
Non-Executive,
Non-Independent Director

MR. NIDHIPATI SINGHANIA
Non Executive Non
Independent Director

MR. AJAY NARAYAN JHA
Non Executive
Independent Director

DR. K. B. AGARWAL
Non-Executive,
Independent Director

MR. ACHINTYA KARATI
Non-Executive,
Independent Director

MR. JAYANT NARAYAN GODBOLE
Non-Executive,
Independent Director

MR. ASHOK SINHA
Non-Executive,
Independent Director

Read more on pg. 130

Board committees

- Audit Committee
- Nomination & Remuneration Committee
- Stakeholder's Relationship Committee
- CSR Committee
- Risk Management Committee

Awards and accolades

J.K. Cement recognised as the SECOND FASTEST GROWING COMPANY in LARGE CATEGORY at the 4th Indian Cement Review Awards 2021

Great Place To Work. Certified

J.K. Cement adjudged 'Great Place To Work®'

JK Cement Wallmaxx TVC wins gold at 9th global customer engagement awards

Our Muddapur plant was recognised with GreenCo Star Performer Award, Indian Climate Champions League 2020 & GreenCo Gold Rating by CII

J.K. Cement won the 1st prize in Supply Chain and Logistics Excellence Awards 2020 organised by Confederation Of Indian Industries (CII) under Cement category pan India

J.K. Cement Works, Mangrol declared as a Winner in the 'Within the Fence' category at CII National Award for Excellence in Water Management 2020

JK Super Cement stood a winner as the Brand of the Year at the 5th edition of Realty+ Interior & Exterior Conclave Awards (INEX 2021) in association with exchange4media Group & BW (Business world).

Sustainability scorecard

Our Business - (GRI 201-1)

Economic value generated (₹ Crores)	FY 2020-21	FY 2019-20
Income from operations	6,441.63	5,549.65
Economic value distributed	5,837.44	5,150.54
A) Cost of Material Consumed	965.16	871.99.
B) Power & Fuel	1,103.59	1,011.53
c) Employee Benefit & Wages	412.14	390.90
D) Finance Cost	223.16	222.87
E) Tax Expenses	389.72	251.64
G) Others	2,743.67	2,408.61
Economic value retained	604.19	399.11

Environment - (GRI 302-1/4, 303-1/3/4/5, 305-1/2/3/4/7, 306-3)

Material consumption

Parameter	Units	FY 2020-21	FY 2019-20
Limestone	Tonnes	1,19,84,396	1,00,71,779
Slag	Tonnes	1,30,013	1,19,628
Fly ash	Tonnes	17,99,967	14,64,502

Direct energy consumption

Parameter	Units	FY 2020-21	FY 2019-20
Kiln fuel	TJ	24,933	21,736
Non – Kiln fuel	TJ	5,993	8,121
Solar	TJ	2.7	2.3

Indirect energy consumption

Parameter	Units	FY 2020-21	FY 2019-20
Electricity purchased	TJ	897	569
Electricity purchased - renewable	TJ	99	97

Power generated from WHRS

Parameter	Units	FY 2020-21	FY 2019-20
Waste heat recovery system	MWh	174,022	128,491

Energy Intensity

Parameter	Units	FY 2020-21	FY 2019-20
Specific thermal energy	GJ/t of clinker	3.074	3.096
Specific electrical energy	KWH/t of cem	71	76

Thermal substitution rate

Parameter	Units	FY 2020-21	FY 2019-20
Total alternate fuel rate (kiln fuel)	%	6.5	6.0

Absolute CO_2 emissions

Parameter	Units	FY 2020-21	FY 2019-20
Direct CO_2 (includes CPP)	tCO_2	72,06,969	65,32,699
Indirect CO_2 (external power)	tCO_2	203,639	1,29,599
ODS (R-22)	Kgs	358	424

Specific CO_2 emissions

Parameter	Units	FY 2020-21	FY 2019-20
Specific direct CO_2 emissions	kg CO_2/t of cem.	571	580
Specific indirect CO_2 emissions	kg CO_2/t of cem.	18	13

Other Air emissions

Parameter	Units	FY 2020-21	FY 2019-20
PM	Tonnes	723	604
SOx	Tonnes	1,325	1,262
NOx	Tonnes	9,638	8,853

Water

Parameter	Units	FY 2020-21	FY 2019-20
Surface water withdrawal	m^3	10,70,233	6,64,464
Percentage Surface water withdrawal	%	62.8	43.7
Ground water withdrawal	m^3	6,34,224	8,54,894
Percentage Ground water withdrawal	%	37.2	56.3
Total water withdrawal	m^3	17,04,457	15,19,358
Total water discharge	m^3	0	0
Total water consumption (total water withdrawal – total water discharged)	m^3	17,04,457	15,19,358
Water recycled/reused	m^3	3,32,142	4,33,137
Percentage Water recycled/reused	%	19.5	28.5
Water positivity	times	3	3.2
Specific water intensity	m^3/t cement	0.16	0.16

Biodiversity

Parameter	Units	FY 2020-21	FY 2019-20
Total number of saplings planted	Nos.	10,23,238	9,08,127
Sapling survival rate	%	83.8	82

Waste disposed

Parameter	Units	FY 2020-21	FY 2019-20
Hazardous waste (solid)	MT	21	14
Hazardous waste (liquid)	m^3	86	45
Non-hazardous waste (solid)	MT	6456	4430

CSR

Parameter	Units	FY 2020-21	FY 2019-20
Total CSR beneficiaries	Nos.	7,28,120	4,09,449

People - (102-7, 401-1, 403-9, 404-1)

Head Office and Marketing Employees	FY 2020-21		FY 2019-20	
	Male	Female	Male	Female
Senior Management (Nos.)	35	1	39	1
Middle Management (Nos.)	129	3	101	3
Junior Management (Nos.)	1,301	35	1,244	29
GETs/PGETs (Nos.)	0	0	22	1
Total (Nos.)	1,465	39	1,406	34
Grand total (Nos.)	**1,504**		**1,440**	
Training Man hours	**FY 2020-21**		**FY 2019-20**	
Senior Management	230		1,027	
Middle Management	1,267		3,110	
Junior Management	18,437		22,083	
Permanent Workers	118		3,312	
Others (Nos)	2,281		6,464	
Total	**22,333**		**35,996**	

Employee turnover by gender	FY 2020-21	FY 2019-20
Gender		
Male	232	422
Female	150	6
Total	**382**	**428**

Employee hired by gender	FY 2020-21	FY 2019-20
Gender		
Male	355	604
Female	8	14
Total	**363**	**618**

GCCA Content Index

Parameter	Units	FY 2020-21
Total direct CO_2 emissions – gross (excluding CPP)	[tCO_2/yr.	66,82,752
Total direct CO_2 emissions – net (excluding CPP and alternative fuels)	tCO_2/yr.	65,56,800
Specific CO_2 emissions per tonne of cementitious material – gross	kg CO_2/t cem. prod	582
Specific CO_2 emissions per tonne of cementitious material – net	kg CO_2/t cem. prod	571
Alternative Fuel Rate (kiln fuels)	%	6.3
Biomass Fuel Rate (kiln fuels)	%	0.2
Specific heat consumption for clinker production	GJ/t of clinker	3.074
Clinker Factor	%	69
Alternative Raw Materials rate (% ARM)	%	19
Water consumption	KL	17,04,457
Amount of Water consumption per unit of product	KL/t of cement	0.16
Number of fatalities for directly employed, contractors/subcontractors and third parties	Nos.	0
Fatality rate for directly employed	Rate	0
LTI Frequency Rate (FR) for directly employed	Rate	0
LTI Frequency Rate (FR) for contractors / subcontractors (on-site)	Rate	3
LTI Severity Rate (SR) for directly employed	Rate	0

GRI index

GRI Index (Core Option)

Material consumption

GRI Standard	Title	Reference	Pg. no.
Organizational profile			
102-01	Name of the organization	J.K. Cement Ltd.	12
102-02	Activities, brands, products, and services	Our product portfolio	16
102-03	Location of headquarters	JKCL	
102-04	Location of operations	Geographical spread	60
102-05	Ownership and legal form	Financial statements	150
102-06	Markets served	Markets served	18
102-07	Scale of the organization	Sustainability Scorecard	89-91
102-08	Information on employees and other workers	Sustainability Scorecard	74, 89-91
102-09	Supply chain	Supply Chain	
102-10	Significant changes to the organization and its supply chain	There is no significant change either in material topic. However, we have Balasinor grinding unit in topic boundary in this report against previous year.	
102-11	Precautionary Principle or approach	Risk Management	36
102-12	External initiatives	Memberships & Associations	49
102-13	Membership of associations	Memberships & Associations	49
102-14	Statement from senior decision-maker	MD message, Dy MD and CEO message	22, 24
102-15	Key impacts, risks, and opportunities	Strategic Objectives	42
Ethics & Integrity			
102-16	Values, principles, standards, and norms of behaviour	Vision, Mission and Values	12
102-18	Governance structure	Sustainability Strategy	49
102-40	List of stakeholder groups	Stakeholder Engagement and Materiality	32
102-41	Collective bargaining agreements	Human rights	-
102-42	Identifying and selecting stakeholders	Stakeholder Engagement and Materiality	32
102-43	Approach to stakeholder engagement	Stakeholder Engagement and Materiality	32
102-44	Key topics and concerns raised	Stakeholder Engagement and Materiality	32
102-45	Entities included in the consolidated financial statements	Financial statements	9
102-46	Defining report content and topic boundaries	About the Report	9
102-47	List of material topics	Stakeholder Engagement and Materiality	34
102-48	Restatements of information	The energy, emissions and other related indicators are calculated using GCCA GNR data workbook	89-91
102-49	Changes in reporting	There is no significant change either in material topic. However, we have Balasinor grinding unit in topic boundary in this report against previous year	9
102-50	Reporting period	1 April 2020 – 31 March 2021	9
102-51	Date of most recent report	Please refer website	-
102-52	Reporting cycle		9
102-53	Contact point for questions regarding the report	-	-
102-54	Claims of reporting in accordance with the GRI Standards	About the Report	9
102-55	GRI content index	GRI content index	
102-56	External assurance	Independent Assurance Statement	

Material consumption

GRI Standard	Title	Reference	Pg. no.
GRI 200	**Financial Topics**		
103-02	Management Approach	Financial Capital	52
GRI 201	**Economic Performance**		
201-01	Direct economic value generated and distributed	Sustainability Scorecard	89-91
GRI 300	**Environmental topics**		
103-2	Management Approach	Natural Capital	68
GRI 301	**Materials**		
301-1	Materials used by weight or volume	Sustainability Scorecard	89-91
301-2	Recycled input materials used	Sustainability Scorecard	89-91
GRI 302	**Energy**		
302-1	Energy consumption within the organization	Sustainability Scorecard	89-91
302-4	Reduction of energy consumption	Annexure - C	119
GRI 303	**Water**		
303-1	Water withdrawal by source	Sustainability Scorecard	89-91
303-3	Water recycled and reused	Sustainability Scorecard	89-91
303-4	Water discharge	Sustainability Scorecard	89-91
303-5	Water consumption	Sustainability Scorecard	89-91
GRI 305	**Emissions**		
305-1	Direct (Scope 1) GHG emissions	Sustainability Scorecard	89-91
305-2	Energy indirect (Scope 2) GHG emissions	Sustainability Scorecard	89-91
305-3	Other indirect (Scope 3) GHG emissions	Our Business model	28
305-4	GHG emissions intensity	Sustainability Scorecard	89-91
305-6	Emissions of ozone-depleting substances (ODS)	Sustainability Scorecard	89-91
305-7	Nitrogen oxides (NOX), sulphur oxides (SOX), and other significant air emissions	Sustainability Scorecard	89-91
GRI 306	**Effluents and Waste**		
306-3	Waste generated	Sustainability Scorecard	89-91
GRI 400	**Social Topics**		
103-02	Management Approach	Social and relationship capital	78
GRI 401	**Employment**		
401-01	New employee hires and employee turnover	Sustainability Scorecard	74, 89-91
GRI 402	**Labour/Management Relations**		
402-1	Minimum notice periods regarding operational changes	21 days (as per Industrial Disputes Act, 1947)	
GRI 403	**Occupational Health and Safety**		
403-09	Work-related injuries	Sustainability Scorecard	77, 89-91
GRI 404	**Training and Education**		
404-01	Average hours of training per year per employee	Sustainability Scorecard	89-91
GRI 405	**Diversity and Equal Opportunity**		
405-01	Diversity of governance bodies and employees	Sustainability Scorecard	74, 89-91
GRI 413	**Local communities**		
413-01	Operations with local community engagement, impact assessments, and development programs	Social and relationship capital	84

Management Discussion and Analysis

World Economy

The World Economy is expected to grow at 5.5% in 2021 after sinking to (-) 3.5% in 2020 as per IMF, however the strength of recovery would vary significantly across countries depending on access to medical interventions and effectiveness of policy support from Government. The World Largest Economies like US would grow at 5.1% after settling with negative growth of (-) 3.4% in 2020, China the second largest would grow at 8.1% after a positive growth of 2.3% in 2020. European Union and Japan would also grow to 4.2% and 3.1% after seeing downtrend in 2020 of 7.2% and 5.1% respectively.

However, many countries, particularly low-income developing economies, entered the crisis with high debt & that is set to rise further during the pandemic. The global community will need to work closely to ensure adequate access to international liquidity for these countries for restructure of their debt under the Common Framework as agreed by G20 Nations. To bring the pandemic under control everywhere there is need to create fund for the COVID vaccines so that all countries could get access to vaccines at affordable prices. This would be in larger interest of society & help the World Economy to rebound at pre-COVID level.

India Economic Growth

In FY 2021-22, India may grow in the range of 8-9.5% from the negative growth of 7.3% in FY 2020-21. In the last few years, India had emerged as the fastest growing major economy in the world and is expected to be one of the top three economic powers in the world over the next 10-15 years, backed by its robust democracy and strong partnerships. FY 2020-21 was yet another unprecedented year of demand contraction on back of pandemic while GDP tells an interesting story about the two halves. GDP contracted (-)16% in the first half led by lockdown but higher government spending on rural development, roads, and highways; pent-up demand as restrictions eased; and improving exports with global economies gaining some support from fiscal stimulus (mostly in Q2). The second half witnesses' mild contraction of only 0.4%, benefitted from strong festive demand, higher government capex, and improved economic activity as the pandemic spread was curbed and hence fiscal 2021 GDP contraction resulted in downsizing Indian Economy at ₹ 135 Lacs Crores.

The GDP would grow in the range of 8.0-9.5% only if India takes series of steps which also includes vaccination drive that would spur economic activity. Further, the infrastructure push of ₹ 5.54 Lac Crores in FY 2021-22 is also expected to aid momentum and revive domestic demand. Also setting up of Development Financial Institution (DFI) for Infrastructure projects would act as provider, enabler and catalyst for cash strapped industry.

Production linked Incentive Scheme as approved by GOI of ₹ 2 Lac Crores (US$ 27 billion) would help in overall economic activity spread over a period of five years. The Government of India, under its Make in India initiative, is also trying to boost the contribution made by the manufacturing sector with an aim to take it to 25% of the GDP from the current 17%. Further, to support Pandemic hit economy Government planned to borrow ₹ 7.24 Lac Crores in H1FY 2022 (which is 60% of target set in Budget for Government borrowing of ₹ 12.5 Lac Crores). This would help overall economy to grow in green in FY 2021-22.

Indian Cement Industry

Outlook

India is second largest producer of Grey Cement with the overall capacity of 541 MnTPA and it is expected to add around 24 MnTPA in fiscal 2021-22 to reach 565 MnTPA. The Indian cement industry has enormous growth potential because India has abundant and high-quality limestone reserves throughout the country.

The Cement demand for this current fiscal is almost flat at 328 MnTPA and in FY 2021-22 it is expected to have volume growth of 9% mainly due to low base supported by macro environment and increased Government spending. The Government of India has taken several initiatives to boost the cement industry. As per Union Budget 2021-22, the government allocated ₹ 13,750 Crores for AMRUT & Smart Cities mission and ₹ 27,500 Crores for Pradhan Mantri Awas Yojana (PMAY). Cement demand in longer run would be driven by infrastructure and housing segment.

Increasing projects

The National Infrastructure Pipeline expanded to **7,400 projects** from **6,853 projects** which will drive cement demand for FY 2021-22.

In long run the cement demand from this segment would reach 25-27% from current demand of 23-25%.

Housing segment

Housing segment would continue its moderate growth trajectory with rural housing outpacing urban segment on the back of lower development base and continued rise in concretisation. Housing Segment still hold 60- 65% of total cement demand.

Rural housing demand

Housing for All Scheme - Pradhan Mantri Awas Yojana-Gramin (PMAY-G) with the target to construct 29.5 million houses with all basic amenities by 2022. Only 13 million houses were constructed out of 18 million sanctioned till March 2021. The pace of completion has slowed down drastically mainly due to spread of Pandemic (COVID-19), elections in some States, saturation of eligible beneficiaries from the SC and ST category & lack of timely allocation of targets to districts.

Urban housing demand

The Pradhan Mantri Awas Yojana (PMAY) Urban programme has witnessed a healthy construction over past 3 fiscals particularly in FY19 and FY20. This fast paced and steady execution exhibits Government focus for providing housing to all. However, revision of housing shortage in urban areas to 11.2 million from 20 million will lead to slower demand beyond 2022-23. Of the 11 million houses sanctioned so far only 4.3 million houses have already been completed, 3 million houses are under construction and 3.7 million houses are still waiting for financial clearance from Government.

Industrial and commercial segment

Cement demand from Industrial and commercial segment is expected to decline to 11-13% from existing 14-16%. While recent government initiatives like PLI scheme and Atmanirbhar Bharat is expected to boost demand from the industrial segment, commercial segment is expected to lag due to rise in commercial real estate inventory and gaining popularity of work from home culture.

Supply chain disruption has become a pressing concern for the cement industry. As the second wave of COVID-19 is unfolding, several states have announced complete or partial lockdowns which restrict the movement of cement out of the plant. Additionally, the rising cost of raw materials and fuel have impact on the overall production cost. Apart from that, several cement manufacturers' production has been constrained by a lack of manpower. Production will pick up once the labour force returns following the easing of the lockdown and all agricultural work is completed.

Performance

The Cement demand for FY 2020-21 was almost flat at 328 MnTPA. Cement demand fell in the first quarter of the year under review because of the nationwide lockdown caused by COVID-19, which occurred at a time when construction activities were at peak. However, when the lockdown softened in the second half of the year, the cement sector saw an uptick in demand, led by rural consumption.

Going forward, the cement industry will rebound with volume growth on the back of revival in demand from the housing and infrastructure sectors along with the timely release of funds as announced in the Union Budget 2021-22, but it surrounds the uncertainties of the emerging COVID situation and rate of vaccination roll out.

Company's Operational & Financial Performance (Standalone):

Although the cement demand in the country remained flat during the year under review, J.K. Cement was able to achieve incremental growth, owing to expanded volume on increase capacity.

1) Grey & White Cement Production increased to 11.00 MnTPA in 2020-21 as against 9.57 MnTPA in 2019-20 thereby registering growth of 15%.
2) Net Sales increased to ₹ 6,233.42 Crores in 2020-21 as against ₹ 5397.13 Crores in 2019-20 thereby registering growth of 15%.

3) EBITDA increased to ₹ 1,536.11 Crores in 2020-21 as against ₹ 1,201.14 Crores in 2019-20 thereby registering growth of 28%.

4) Net profit is ₹ 602.83 Crores in 2020-21 as against ₹ 400.38 Crores in 2019-20 thereby registering growth of 51%.

Expansion

Grey Cement expansion of 4.2 MnTPA

With the commissioning of 0.7 MnTPA Split Grinding Unit at Balasinor (Gujarat), the entire Grey Cement Expansion of 4.2 MnTPA was completed. Our Grey Cement Capacity now stood at 14.67 MnTPA.

Also commissioned 16.85 MW Waste Heat Recovery at Mangrol, with this our Captive Power Capacity (including WHR/Solar) has been increased to 144 MW.

Over Land Belt Conveyor work at Mangrol for transportation of limestone from Mines to Plant is going on and is schedule to complete in second quarter of FY 2021-22.

Total amount spent till 31 March 2021 is ₹ 1,739 Crores.

White Cement & Wall Putty Expansion of 0.3 MnTPA

Commissioned 0.3 MnTPA Wall Putty Capacity at Katni in (M.P). With this White Cement & Wall Putty Capacity stood at 1.94 MnTPA in India.

Modernisation & Debottlenecking of Nimbahera Line-3

Line-3 modernisation and debottlenecking would result in additional Clinker output sufficient for producing 5 Lacs Tons P.A. of Cement.

The work is progressing and is schedule to complete in second quarter of FY 2021-22.

The amount spent till 31 March 2021 is ₹ 357 Crores.

Panna Project 4 MnTPA Greenfield Expansion

The Company initiated greenfield Grey Cement capacity expansion of 4 MnTPA at Panna, Madhya Pradesh with split grinding unit at Hamirpur, U.P in wholly owned subsidiary Jaykaycem (Central) Ltd. This would have clinker capacity of 8,000 TPD, 2 MnTPA Cement Grinding Capacity each at Panna in Madhya Pradesh and at Hamirpur in Uttar Pradesh. Waste Heat Recovery of 22 MW would also be installed.

The Cost of Project would be ₹ 2,971 Crores.

The project would complete within 24 months of its start date.

Innovation and launch of new products

Wood Amore

JK White Cement, keeping with its reinvented streak, now entered into the Wood-paint world with the launch of Wood Amore- a range of premium Italian wood finishes in a range of Polyurethane (PU) products ensuring outstanding finish, appealing aesthetics and higher durability for wood surfaces, introduced in matte and glossy finishes and 2,000 different colours.

Translated as 'love for wood', Wood Amore has been formulated in collaboration with Italian wood coatings and finishes pioneer Sivam Coatings.

RepairMaxx

JK Cement RepairMaxX the brand's latest addition to the max range of products and has brought the perfect one-stop solution for all your repair work needs. Living up to its innovative image, JK White Cement challenged conventions yet again with the launch of their new product "JKCementRepairMaxX"- a Masonry compound for general repairs that provides an incomparable bridging to cracks & gaps, for up to 5mm.

Digital Branding

Grey Cement

During the COVID-19 era internet was the only place which was not quarantined for consumer and brands. In fact, it was the only place which was keeping both intact during the most difficult times. There might be very few aspects of human life and business which remain unaffected by the COVID-19 crisis. As a result, almost everything is being looked at with a new lens. Having a positive impression in the minds of our target audience and businesses translates directly into stronger brand equity. With emphasis on expanding marketing boundaries to rural area as well, we launched three major digital campaign.

"YehPuccaHai" - to bring out the toil of our construction workers who work day and night to ensure that we live in safe homes, we wanted to highlight the social and emotional quotient associated with the labourer. The campaign strikes an emotional connect with the viewers and hence it has gained immense popularity and support.

"Super Drivers" - who drive miles to ensure that our input raw materials and cement are transported throughout the country. Often, their efforts are not recognised in the mainstream discussion, however they are a valuable asset for all of us and contribute greatly to our nation's development.

"ThankYouDoctors" – explores the power of hard work, sacrifices and determination of doctors for the selfless service to humanity. We salute to all those doctors and frontline workers who are working day and night putting everything at stake to perform their duty for fighting against deadly Coronavirus spread.

White Cement
JK White Cement conducted its first ever virtual Annual Dealer Conference. Two meets - Gold and Platinum and Silver and Bronze - were organised to create an immersive experience for all stakeholders and an innovative way to stay connected with the channel partners, through the pandemic. The event was hosted by renowned actor and host Mandira Bedi.

Strong Distribution and CTS to Support Grey & White Operations
Strong distribution network for supply of Grey Cement, White Cement, Wall Putty & Value-Added Products.

Grey Cement is sold in almost 19 States /UT's which are very well supported by Strong distribution network of 17,244 Retailers & Stockist. Further, we have 43 Area Sales offices/Zonal Offices who handle all our dealers and retailers.

CTS grey team have organised 3,086 virtual events attended 40,163 participants and 3,559 physical events attended by 77,551 participants across all our regions during this year.

White Cement and its allied products were sold in more than 39 countries including India. Sales across Pan India is supported by more than 67,881 Retailers & Stockist. Further these dealers and retailers are serviced by 38 White Cement Sales offices and 98 feeder's depots.

CTS White has organised 6,236 events for Painters/ Masion/Contractor during the year.

Industry Concern
The Company has well defined structure for defining roles and responsibilities of an individual which enables management to identify business risk and opportunities early and address to such issue well in time.

Raw Material: Limestone is basic extinct natural raw material used in the manufacture of cement and its availability is limited to the reserves deposits in mines. In order to ensure optimum utilisation of limestone it is essential to use additives which would in turn conserve the extinct mineral and increase the life span of mine. Further, increasing the blending in cement would also replace natural raw material with secondary raw material (bi-product of Power Plant & Steel Plant in form of Fly Ash & Slag). Similarly substituting natural gypsum with Synthetic & Chemical gypsum. This would cater to the requirement of Sustainable development and also bring economies in operations.

Power & Fuel: Power & Fuel constitutes 30% of the total cost and its prudent planning is utmost important for highly energy intensive Cement sector. Measures have been taken to reduce Fuel Cost by optimising fuel mix of various fossil fuel. During the year price of Pet coke have reached all-time high, therefore shifting to Imported Coal is major strategy for keeping cost under check. Further, usage of Alternate Fuel has resulted in saving fossil fuel to some extent. Captive Power is dependent on Indian Coal & availability of linkage coal and that to prices of Indian coal have also increased in this fiscal. Renewable source of Power generation is the alternate to replace power generation from fossil fuel. This Green Power from Wind & Solar is not only cost effective but also fulfils the Government initiatives for Green Environment. We have added 1 MW Solar Power Plant at Katni in MP, with this our Solar Power capacity stood at 1.45 MW.

Waste Heat Power generation also helps to reduce carbon emission as it utilises waste gases coming out of kiln and provide power at much lower rate and also reduce dependence on grid and exchange power.

16.85 MW Waste Heat Recovery Plant have been commissioned at Mangrol. With this our total WHR Capacity stood at 40.05 MW i.e. 26.85 MW at Mangrol & 13.2 MW at Nimbahera.

WHR is currently supporting 21% of our existing Power requirement.

Logistic Risk: Initiatives taken by the company for selling goods in consumption area nearest to source location helps in freight saving to great extent. Grinding Units presence in UP/Gujarat/Haryana has resulted in saving in outbound freight cost as now only to 60-65% of clinker need to be transferred as against supply of 100% cement from Integrated Units earlier. Further, GU's being located near to Power Plant site hence it also helps in saving inbound freight on fly ash. However due to Pandemic, Crude price in international market is hovering above US$ 65-70 per barrel, any increase further in crude price would impact freight cost.

The company is also using GPS based technology for tracking movement of trucks which helps in optimising network for supply chain management.

Sustainable Development

The Company operations intend to achieve sustainable development by accruing positive actions towards the triple bottom line – People, Planet and Profit. To achieve this, our four pillars for sustainability are the focal points. Our material issues and our sustainability framework have helped in risk identification and setting of targets to mitigate these risks. We have outlined our targets till FY30 and keep monitoring our progress regularly. We have also identified climate and business opportunities and are working on leveraging them to our benefit.

Energy & Climate Change: The Company commit to Science-Based Targets (SBT) to combat climate change. We have validated Initiatives corporate-level targets to align with our commitments. We are taking many steps towards achieving low carbon growth. Our efforts towards improving thermal and electrical energy efficiency, use of renewable energy source, increasing our thermal substitution rates, lowering clinker factor and manufacturing of blended cement products are directed towards reduction of carbon footprint.

Our FY30 target has been to reduce specific direct net CO_2 emission to 465 $KgCO_2$/t of cementitious product.

We have been able to reduce our thermal energy consumption to some extent by means of process optimisation and setting up new generation Clinker production lines. Presently we have specific direct net CO_2 emission is 589 $KgCO_2$/t of Cementious product which was 593$KgCO_2$/t of Cementious product last fiscal.

We are also minimising the scope 3 emission by reducing the distance between the manufacturing plants and limestone mines as well as reducing the clinker ratio. In order to reduce above emission arising during the course of transportation of limestone from Mines to Plant, work of Belt Conveyor from Mines to Mangrol is going on and is schedule to complete in second quarter of FY 2021-22.

We have taken targets to increase thermal substitution rate to 35% by FY30. Presently, we have TSR of 6.5% which is slightly higher than last fiscal. We will continue to strive for reducing carbon emission to maintain ecological balance.

Green Energy (including Wind/Solar/WHR (clean energy)) – We have also taken targets to increase the green power mix to 75%. – With a vision to increase green power we have commissioned 16.85 MW Waste Heat Recovery Power Plant at Mangrol and 1 MW Solar Plant at Katni, M.P in October 2020. The WHR Capacity now stood at 40.05 MW in total Capacity of 144 MW. Besides this, the Company also consumed 19 Million units of Wind Power and 10 Million units of Solar Power in current fiscal. Our Green power consumption is now 25% as against 22% in last fiscal and is higher by almost 14%.

Circular Economy: The Company is working on reducing wastages and adopting a circular economy where feasible. We ensure that our quality remains optimal in finished products while substituting raw materials for alternative and recycled material. Waste is handled as per the local laws and regulations. In addition to alternative materials, our manufacturing units have co-processing facilities. This also helps us make use of our non-recyclable waste streams towards waste to heat recovery processes. During this FY 2020-21, We, consumed almost 1.93 Million Tons of Fly ash & Slag (Waste of our own fly ash from Power Plant along with consuming waste of Power & Steel Plants) in Cement Production thereby promoting the concept of Circular Economy in reality and replacing natural raw material without compromising on the quality of end product.
Water Recycle: The Company main sources of water are surface sources, including river water and groundwater sources. Also, we used recycled water wherever possible to ease the stress of water scarcity

in surrounding areas as most of the plant are located in water deficit region. Continuous efforts were made to improve ground level of water at plant and adjoining area. Water is conserved by way of optimising our process and by rainwater harvesting in our mines and communities nearby. All our manufacturing units are zero water discharge plants where we treat and reuse domestic and industrial wastewater generated. Treated wastewater is used within our boundary.

We, consumed 3.32 Lacs cubic meter recycled and reused water in its manufacturing operations during FY 2020-21. Currently, JKCL is 3 times Water positive & plans to achieve 5 times water positivity by FY30.

We have continued to mine responsibly by following set standards by regulatory authorities. Best practices for the health and safety of workers, protecting biodiversity and compliance with regulations are followed. Our responsible mining philosophy is implemented at all our sites and mines to reduce the impact on flora and fauna. We practice afforestation methods at mines and aim to conduct biodiversity assessments across all the plants by 2025 to ensure that our efforts are in the right direction. We have Planted more than 1 Million Sapling in our plants, mines and adjoining area.

Human Capital: We are actively engaging with our employees through virtual & e-learning platform to keep them motivated by Various skill development Sessions taken by notable speaker Shiv Khera a renowned counsellor. Experts in nutrition field as well as doctors assisted employees in their day to day problem faced due to novel corona virus spread.

Our training and development target to achieve 20 man-hours of training per employee by 2025 is very well facilitated by our annual training plans for all employees. We hope to increase the gender diversity by focussing on recruiting more female talent by targeting 5% share of women in total workforce by 2025.

During this year, no complaints of human right violations (discrimination, harassment, sexual harassment, child labour, forced/ compulsory labour or harm to indigenous communities) were reported across plants or the corporate office.

Health and Safety: The Health and Safety of our employees and contractors is one of our most important material issue. The Company is commit to provide safe and productive work that continually aims to improve our safety metric performance. Our Zero Harm program aims for continuous improvements in achieving zero fatalities and injuries, seamlessly both on-site and off-site. The Company has also implemented a fully integrated Environmental, Health & Safety management system at all manufacturing plants.

During FY 2020-21, various safety training sessions were conducted such as awareness and counselling programs across plants. We aim to increase the training hours for health and safety by introducing topics such as - behaviour-based safety training, driver safety program, safety labelling assessment across plants. During the COVID-19 pandemic, regular awareness sessions on the importance of personal health and hygiene to prevent COVID-19 infections are conducted through structured periodic communications.

CSR & Community Development: We aim to achieve a 25% increase in beneficiaries of our CSR initiatives by 2025. We design our CSR projects and implement them based on need-assessment of the community. Our integrated community development and capacity building interventions are aimed at economic upliftment of the vulnerable and marginalised sections of the society. Our CSR Programme has touched the lives of more than 7 Lacs people.

Supply chain: This year, COVID-19 pandemic has impacted various segments of our supply chain. Our approach to customer satisfaction is based on the core value of 'Customer Orientation'. Consumer grievances related to construction practices and our products are tracked and resolved at the earliest.

We ensure our vendors also adopt the principles of responsible business based on our ESG Policy for Suppliers, Contractors, Consultants and Transporters requiring sustainable business practices. As a risk mitigation process, We require all stakeholders who are applicable under the ESG Policy to comply with the requirements and submit acceptance before commencement of activities at our sites. We encourage procurement through vendors who adopt sustainable practices. Further, we ensure ethical and labour standards are met during vendor evaluation and aim to cover all Tier 1 suppliers in our ESG assessments soon.

We also periodically engage with our dealers in both white and grey cement divisions through dealer's meet and annual dealer's conferences. We also have various loyalty programmes for masons, construction workers, painters etc. to boost our sales.

Human Resources Development

Our employees have always been our pillars of success and growth. We nurtured the legacy of our late MD Shri Yadupati Singhania Ji, of cherishing the human resource as the most important asset, and emphasised on being humane in shaping and nurturing the talent to meet the organisation expectations and Business needs. The core philosophy of respecting human resources and feeling of one JK, One Employee is not only envisioned but also practiced and reflected in our processes and practices.

The year 2020-21 was unprecedented and challenging in many ways. The worldwide pandemic also affected us equally bad, but, by the sheer will power, perseverance and camaraderie among our employees, we were able to sail through the rough terrain without much affect. These challenges could be overcome because of our belief in creating trust and loyalty through our human welfare policies and processes. We created an infrastructure in supporting not only the employees but also the society through various COVID related drives, which was well acknowledged by internal and external stakeholders.

The focus on strengthening the employee brand and employee life cycle experience, was acknowledged not only internally but also externally. One of the testament for this was the "Great Place to work" certificate second year in a row with much better scores on all parameters, which reflects again the trust the employees have on the HR systems and processes.

Our endeavour is to bring improvements in all our processes continuously. We embarked on below 3 major areas of focus:

1) Technology
2) Best-in-class policies and practices
3) Development of internal talent

Over last one year we have strengthened our digital footprint to bring speed and accuracy, brought changes to a lot of our internal processes and policies to match with the times and embarked upon a journey to provide opportunities to internal people and build a talent Pipeline internally for our ever-increasing need of talent to cater to expanding geographies and capacity additions.

We successfully introduced e-joining, e-induction and various e-learning platforms to mitigate the challenges as posed because of COVID restrictions. This was very well received by the new employees.

With our mandate to continuously support business against the unpredictable external challenges, since last year we are continuously addressing the talent management challenges by designing leadership development interventions and programmes to address the skill gaps which becomes a looming threat in future. For our young bright talent, our Flagship Talent development programme "UDAY", a structured process with an aim to build the future talent pipeline and to institutionalise the culture of learning in the organisation has entered into its second year. Successful role elevations of young minds to higher responsibility echoes the robust process laid down to strengthen the talent pipeline. Similarly, we have also launched the programme "SARATHI" to build the capabilities of young managers to develop their required skills.

This year also, we were able to showcase our company in various national and international forums and were awarded with many notable and prestigious awards, "Dream Companies to work for 2020", "Business world-Emerging HR practices award" to name a few.

Last but not the least, is the very important facet of our visibility in various social media. Especially during the tough times of Spread of COVID-19, we have been able to build a strong employer brand and gain trust of employees through various Videos, Post and stories. We strive to improve continuously on the people front to make our company one of the most attractive employer brands in the country.

The total workforce as on 31 March 2021 is 3,751.

Directors' Report

Dear Members,

Your Directors have pleasure in presenting Company's Twenty Seventh Annual Report and Audited Financial Statements for the year ended 31 March 2021.

1. Financial Results

In ₹ lacs

Particulars	2020-21	2019-20
Revenue from operations	6,32,827.88	5,46,376.77
Profit before depreciation & tax	1,40,408.86	1,04,455.08
Less: Depreciation	24,467.71	21,438.87
Less: Exceptional items	16,686.50	17,815
Profit Before Tax	99,254.65	65,201.21
Tax Expense (Including deferred tax and tax adjustment of earlier years)	38,972.07	25,163.62
Profit After Tax	60,282.58	40,037.59
Add: Retained earnings at the beginning of the year	1,21,146.50	1,05,672.09
Transfer to Debenture Redemption Reserve	(3,289.40)	(1,865.10)
Dividend on Equity Shares	11,590.24	**6,986.00
Balance to be carried forward	1,74,854.95	1,21,146.50

**including dividend tax

2. Performance of the Company

Your Company's performance during the year under report has overall improved. The Company's gross turnover increased by 15.8 % to ₹ 6,328.28 Crores during the year compared to ₹ 5,463.77 Crores in previous year. Profit before Depreciation and Tax increased to ₹ 1,404.09 Crores compared to ₹ 1,044.55 Crores.

3. Performance of the Subsidiary Companies

The Company has three subsidiaries. There has been no material change in the nature of the business of subsidiaries.

Subsidiary Company

J.K. Cement (Fujairah) FZC (JKCF), being investment company recorded net loss of AED 84,885,315 (equivalent to ₹ 17,153.81 lacs) for the period from 1 April 2020 to 31 March 2021 (Previous year net income of AED 38,43,956 equivalent to ₹ 741.07 lacs)

J.K. Cement Works (Fujairah) FZC (JKCWF), is involved in principal business of manufacture and sale of White Cement in Middle East, GCC market and also export to different Countries, recorded a turnover of AED 147,685,967 (equivalent to ₹ 29,844.68 lacs (Previous year AED 195,341,574 equivalent to ₹ 37,659.63 lacs). It recorded a loss before OCI of AED 32,398,118 (equivalent to ₹ 6,617.29 lacs) for the period from 1 April 2020 to 31 March 2021 {Previous year a loss of AED 47,614,903 (equivalent to ₹ 9,004.55 lacs)} JKCF and JKCWF have been incurring continued losses. Based on valuation exercised by independent Valuer, necessary entry of impairment of investment in JKCF has been framed in the Books of your Company during this year.

Jaykaycem (Central) Ltd. recorded a net loss of ₹ 32.37 lacs (previous year loss ₹ 10.27 lacs) for the year ended 31 March 2021.

4. Consolidated Financial Statements

The statement as required under Section 129 of the Companies Act, 2013, in respect of the subsidiaries of the Company viz. J.K. Cement (Fujairah) FZC, J.K. Cement Works (Fujairah) FZC and Jaykaycem (Central) Ltd are annexed and forms an integral part of this Report. Consolidated Financial Statements prepared in accordance with relevant Accounting Standards issued by the Institute of Chartered Accountants of India, form part of the Annual Report and Accounts.

5. Impact of COVID-19 Pandemic

Your company has considered possible effects that has been impacted due to COVID–19 in the preparation of Audited Annual Accounts for 2020-21. Production and Sales affected due to lockdown declared by appropriate Government but with gradual lifting of lockdown in phased manner production and sale picked up gradually as a result overall performance improved.

6. Dividend

The Board of Directors has recommended a payment of dividend at a rate of ₹ 15 per equity share (150%) for the year ended 31 March 2021 (as against ₹ 7.50 per equity shares declared in 2019-20) with total outgo of ₹ 11,590.24 lacs subject to the approval of the Members at the 27th Annual General Meeting ('AGM').In terms of the provisions of Regulation 43A of the SEBI (Listing Obligations and Disclosure Requirements) Regulations, 2015, as amended ('the Listing Regulations'), the Company has formulated a Dividend Distribution Policy which is available on the Company's website and can be accessed at https://www.jkcement.com/pdf/dividend_distribution_policy_of_jk_cement_ltd.pdf

7. Transfer to Reserves

The Company proposes to transfer ₹ 3,289.40 lacs (previous year ₹ 1,865.10 lacs) from Debenture Redemption Reserve and ₹ 10,000 lacs (previous year ₹ 10,000 lacs) to General Reserve during Financial Year 2020-21.

8. Share Capital

The paid-up Equity Share Capital as at 31 March 2021 remained at ₹ 77.27 Crores. During the period under report, your Company has not issued any share including Sweat Equity ESOP. However, during the year under report your Company raised ₹ 250 Crores by issuing Non-Convertible Debentures to Banks.

9. Finance

During the year under report, your Company has availed a sum of ₹ 585 Crores towards disbursement of term loans (previous year ₹ 683 Crores). However, it repaid ₹ 346.73 Crores (previous year ₹ 255.19 Crores) towards Term Loan and Non-Convertible Debentures.

10. Credit Rtaing

In spite of challenging cement industry scenario, CARE has reaffirmed your Company's rating as "CARE AA" (Care double AA) for long term bank facilities and "CARE A1+" for short term bank facilities. India Ratings and Research (Ind-Ra) (Fitch Group) has assigned Long-Term Issuer Rating of 'IND AA+'.

11. Particulars of Guarantees or Investments by the Company

Details of Guarantees and Investments covered under the provisions of Section 186 of the Companies Act, 2013 are given in the Notes to the Financial Statements.

12. Operations

Grey Cement

During the year under report production increased by 17.47% at 9.71 Million Tonnes (compared to 8.27 Million Tonnes last year) and sales increased by 19.36% at 9.78 Million Tonnes (compared to 8.19 Million Tonnes last year).

White Cement

Production of White Cement & Wall Putty decreased by 0.76 % at 12.90 Lac Tonnes during the year compared to 12.99 Lac Tonnes last year. Sale increased by 1.13 % at 13.42 Lac Tonnes (compared to 13.27 Lac Tonnes last year)

13. Projects of the Company

Projects undertaken / completed-

Your Company has

(a) announced setting up of a greenfield grey cement manufacturing unit at Panna, MP with a split grinding unit at Hamirpur, U.P. with total capacity of 4 MnTPA under its wholly owned subsidiary M/s Jaykaycem (Central) Ltd. ('Jaykaycem').

(b) successfully commissioned 0.7 MnTPA Grey Cement grinding capacity at J.K.Cement Works, Balasinor, Gujrat and with this your Company has successfully completed its Grey Cement capacity expansion of 4.2 MnTPA comprising in Rajasthan (2 MnTPA), Uttar Pradesh (1.5 MnTPA) and Gujrat (0.7 MnTPA).

(c) successfully implemented additional installed capacity of 3 Lac Tonnes per annum of white cement based wall putty at J.K. White, Katni, M.P ('Katni') and with this the installed capacity at JK Katni stands at 7 Lac Tonnes per annuam and your Company has achieved white cement based Wall Putty manufacturing capacity of 13.3 Lac Tonnes per annum

14. Personnel

14.1 Industrial Relations

The industrial relations during the period under review generally remained cordial at all cement plants.

14.2 Particulars of Employees

List of employees getting salary in excess of the limits as specified under the provisions of Section 134 of the Companies Act, 2013 read with Companies (Appointment and Remuneration of Managerial Personnel) Rules, 2014 throughout or part of the financial year under review is annexed separately marked as Annexure - E. However, the Annual Report excluding the aforesaid information is being sent to all the members of the

Company pursuant to proviso to Section 136 of the Companies Act, 2013. Any member interested in obtaining such particulars may inspect and/ or send the request to the Company at its Registered Office. None of the employee listed in the said Annexure is a relative of any Director of the Company except Dr. Raghavpat Singhania, Managing Director and Mr. Madhavkrishna Singhania Dy. Managing Director and Chief Executive Officer. None of the employee hold (by himself or along with his spouse and dependent children) more than two percent of the equity shares of the Company.

The information required pursuant to Section 197(12) read with Rule 5(1) of The Companies (Appointment and Remuneration of Managerial Personnel) Rules, 2014 and Companies (Particulars of Employees) Rules, 1975, in respect of employees of the Company and Directors is furnished hereunder:

Particulars about Key Managerial Personnel.

SN	Name	Designation	Remuneration Paid in INR		% Increase in Remuneration from previous Year	Ratio/Tme per median of employee remuneration to Remuneration**
			2020-21	2019-20		
1	Dr. Raghavpat Singhania	Managing Director	*9,01,14,537	1,62,04,773	456.09	107:1
2	Mr. Madhavkrishna Singhania	Dy. Managing Director and Chief Executive Officer	*8,20,88,975	1,26,26,202	550.15	97:1
3	Mr. Ajay Kumar Saraogi	Dy Managing Director and Chief Financial Officer	*7,30,53,257	2,92,15,616	150.05	86:1
4	Mr.Shambhu Singh	Company Secretary	72,97,020	61,57,782	18.5	9:1

*Remuneration includes Salary drawn during 1.4.20 to 16.6.20 as Chief Operating Officers and President (C/A) & CFO.

* Benefits does not include payment of contribution to Provident Fund and superannuation fund, which is exempted perquisite under applicable provisions of the Companies Act, 2013

** ₹ 8,45,256 is Median, Ratio is calculated on remuneration 2020-21

Particulars about other Non-Executive Directors.

SN	Name	Designation	Remuneration Paid in ₹		% Increase in Remuneration from previous Year
			2020-21	2019-20	
1	Mrs. Sushila Devi Singhania	Non-Executive Non-Independent	28,75,000	10,75,000	167.44
2.	Mr. A. Karati	Non-Executive Independent	14,50,000	13,00,000	11.54
3.	Mr. J.N. Godbole	Non-Executive Independent	15,50,000	13,75,000	12.73
4.	Dr. K.B. Agarwal	Non-Executive Independent	17,75,000	17,25,000	2.90
5.	Mr. K.N. Khandelwal (Resigned w.e.f.17.06.2020	Non-Executive Non-Independent	75,000	15,50,000	-95.16
6.	Mr. Sudhir Jalan	Non-Executive Non-Independent	13,50,000	10,75,000	25.58
7.	Mr. Suparas Bhandari	Non-Executive Independent	15,00,000	14,50,000	3.45
8.	Mr. Paul Heinz Hugentobler	Non-Executive Non-Independent	1,22,99,529	1,19,46,000	2.96
9.	Mrs. Deepa Gopalan Wadhwa	Non-Executive Independent	14,25,000	12,25,000	16.33
10.	Mr. Ashok Sinha	Non-Executive Independent	13,75,000	12,00,000	14.58
11.	Mr. Saurabh Chandra	Non-Executive Independent	14,50,000	12,75,000	13.73
12.	Mrs. Kavita Y. Singhania (Joined on 31.08.20 and resigned w.e.f 20.01.2021)	Non-Executive Non-Independent Director	NIL	NIL	NA

14.3 Human Resources and Industrial Relations

The Company has structured induction process at all locations. Objective appraisal systems based on Key Result Areas (KRAs) are in place for Senior Management Personnel. The Corporate HR is effectively involved in nurturing, enhancing and retaining talent through job satisfaction, management development programme etc.

15. Significant and material order passed by the Regulator(s) or court(s)/matter of Emphasis

The Competition commission of India (CCI) vide its order dated 31.08.2016 imposed a penalty of ₹ 12,854 lacs on the Company. The Appeal was heard whereupon National Company Law Appellate Tribunal (NCLAT) vide order dated 25.07.2018 upheld CCI's order. The Company has filed statutory appeal before the Hon'ble Supreme Court, which vide its order dated 5.10.2018 has admitted the appeal and directed that the interim order of stay passed by the Tribunal in this matter will continue for the time being. The Company, backed by legal opinion, believes that it has a good case and accordingly no provision has been made in the Audited Annual Report of 2020-21.

In a separate matter, CCI imposed penalty of ₹ 928 lacs vide order dated 19.1.2017 for alleged contravention of provision of Competition Act, 2002 by the Company. On Company's appeal, NCLAT has stayed the operation of CCI's order. The matter is pending for hearing before NCLAT. Based on Legal opinion, the Company believes that it has a good case and accordingly, no provision has been made in the Audited Annual Report of 2020-21.

Members' attention is drawn to the statement on contingent liabilities in the notes forming part of the Financial Statements.

16. Corporate Governance

A report on Corporate Governance along with the Practicing Company Secretary's Certificate on its compliance, forms an integral part of this Report.

17. Public Deposits

Your Company has not invited any deposit from public/ shareholders under Section 73 and 74 of the Companies Act, 2013.

18. Whistle Blower policy/vigil mechanism

The Company has a Whistle Blower Policy to report genuine concerns or grievances, if any. The Whistle Blower Policy has been posted on the website of the Company.

19. Mitigation of risk

The Company has been addressing various risks impacting the Company including details of significant changes in key financial ratios which is more fully provided in annexed Management Discussion and Analysis. As per the Listing Regulation Risk Management Committee for enforcing Risk Management Policy is in place by the Company.

19A. Commodity price risk/foreign exchange risk and hedging activities:

Your Company hedges its foreign currency exposure in respect of its imports and export receivables as per its laid down policies. Your Company uses a mix of various derivatives instruments like forward covers, currency swaps, interest rates swaps or a mix of all. Your Company does not have material exposure of any commodity and accordingly, no hedging activities for the same are carried out. Therefore, there is no disclosure to offer in terms of SEBI circular No. SEBI/HO/CFD/CMD1/CIR/P/2018/0000000141 dated 15 November 2018.

20. Remuneration Policy

The Board of Directors and Nomination & Remuneration Committee follows a policy concerning remuneration of Directors, Key Managerial Personnel and Senior Management Personnel of the Company. The Policy also covers criteria for selection and appointment of Board Members and Senior Management Personnel and their remuneration. The Remuneration Policy is stated in the Corporate Governance Report.

21. Related Party Transactions

All the related party transactions are entered on arm's length basis, in the ordinary course of business and are in compliance with the applicable provisions of the Companies Act, 2013 and the Listing Regulations. There are no materially significant related party transactions made by the Company with Promoters, Directors or Key Managerial Personnel etc. which may have potential conflict with the interest of the Company at large or which warrants the approval of the shareholders. Accordingly, no transactions are being reported in Form AOC-2 in terms of Section 134 of the Act read with Rule 8 of the Companies (Accounts) Rules, 2014. However, the details of the transactions with Related Party are provided in the Company's financial statements in accordance with the IndAS. All Related Party Transactions are presented to the Audit Committee and the Board. Omnibus approval is obtained for the transactions which are foreseen and repetitive in nature. A statement of all related party transactions is presented before the Audit Committee on a quarterly basis, specifying the nature, value and terms and conditions of the transactions. The statement is supported by the certificate from the MD and the DMD & CFO. The Related Party Transactions Policy as approved by the Board stands uploaded on the Company's website at www.jkcement.com.

22. Auditors' Report

Your Company prepares its financial statements in compliance with the requirements of the Companies Act, 2013 and the Generally Accepted Accounting Principles (GAAP) in India. The financial statements have been prepared on historical cost basis (except items disclosed in significant accounting policies). The estimates and judgments relating to the financial statements are made on a prudent basis, so as to reflect a true and fair manner, the form and substance of transactions and reasonably present the Company's state of affairs, profits and cash flows for the year ended 31 March 2021. Auditors' Report to the shareholders does not contain any qualification in the standalone or in the consolidated financial statements for the year under report. However, Auditors have drawn attention of shareholders on penalty imposed by Competition Commission of India (CCI), the matter is adequately covered by Para 15 above read along with notes on accounts.

23. Internal Financial Controls and its Adequacy.

The Board has adopted policies and procedures for ensuring orderly and efficient conduct of its business including adherence to the Company's Policies, the safeguarding of its assets, the prevention and detection of Frauds and errors, the accuracy and completeness of the accounting records and the timely preparation of reliable financial disclosures. The Company's internal control system is commensurate with its size, scale and complexities of its operations. The Audit Committee of the Board of Directors actively reviews the adequacy and effectiveness of the internal control system and suggests improvements to strengthen the same. It also reviews the quarterly Internal Audit Reports.

24. Directors and Key Managerial Personnel.

24.1 In accordance with the provisions of Section 152 of Companies Act, 2013 and the Company's Articles of Association, Mr.Paul Heinz Hugentobler (DIN 000452691) will retire by rotation at the ensuing Annual General Meeting and being eligible, offers himself for reappointment.

All Independent Directors have given declaration that they meet the criteria of independence as laid down under Section 149(6) of the Companies Act, 2013 and Listing Regulation

24.2 Cessations

Mr. Kailash Nath Khandelwal resigned from the post of Director with effect from 17.06.2020 due to personal reasons.

Mrs. Kavita Y. Singhania was appointed as an Additional Director in the category of Non-Executive Non-Independent Director on 31.08.2020. She resigned from Directorship with effect from 20.01.2021 due to personal reasons.

24.3 Key Managerial Personnel

During the year under report, following Officials acted as Key Managerial Personnel:

Sr. No.	Name of the Official	Designation
1.	Dr. Raghavpat Singhania (Appointed on 31.08.2020)	Managing Director
2.	Mr. Madhavkrishna Singhania (Appointed on 31.08.2020)	Dy. Managing Director & CEO.
3.	Mr. Ajay Kumar Saraogi (Appointed on 31.08.2020)	Dy. Managing Director & CFO
4.	Mr. Shambhu Singh	Company Secretary

25. Meetings of the Board Of Directors

During the year 2020-21, 5 (five) Board Meetings were convened and held, the details of which are given in the Corporate Governance Report. The intervening gap between the Meetings was within the period prescribed under the Companies Act, 2013.

26. Board Evaluation

Pursuant to the provisions of the Companies Act, 2013 and Regulation 17 of the Listing Regulations, the Board has carried out an annual performance evaluation of its Independent Directors and the Independent Directors also evaluated the performance of Non- Independent Directors. The Board of Directors expressed their satisfaction with the evaluation process. The Board of Directors also evaluated the functioning/performance of Audit Committee, Stakeholders Relationship Committee, Nomination & Remuneration Committee, CSR Committee, Committee of Directors and expressed satisfaction with their functioning/performance.

27. Directors' Responsibility Statement

Pursuant to Section 134(5) of the Companies Act, 2013 the Board of Directors to the best of their knowledge and ability confirm that:

i) In the preparation of the annual accounts, the applicable accounting standards have been followed along with proper explanations relating to material departures;

ii) The Directors have selected such accounting policies, judgments and estimates that are reasonable and prudent and applied them consistently, so as to give a true and fair view of the state of affairs of the company as on 31 March 2021, and of the statement of Profit and Loss and cash flow of the company for the period ended 31 March 2021;

iii) Proper and sufficient care has been taken for the maintenance of adequate accounting records in accordance with the provisions of the Companies Act, 2013 for safeguarding the assets of the company and for preventing and detecting fraud and other irregularities;

iv) The annual accounts have been prepared on an ongoing concern basis;

v) Proper internal financial controls to be followed by the Company has been laid down and that such internal financial controls are adequate and were operating effectively and

vi) Proper systems to ensure compliance with the provisions of all applicable laws has been devised and that such systems were adequate and operating effectively.

28. Statutory Auditor

At the 23rd Annual General Meeting held on 29/07/2017, M/s S.R. Batliboi & Co. LLP, Chartered Accountants, (ICAI Firm Registration No. 301003E/E300005) were appointed as the Statutory Auditors of the Company to hold office till the conclusion of 28th Annual General Meeting. The requirement for the annual ratification of auditors' appointment at the AGM has been omitted pursuant to Companies (Amendment) Act, 2017, notified on 7 May 2018. The Auditors have confirmed that they are not disqualified from continuing as Auditors of the Company.

29. Cost Auditor

Pursuant to section 148 of the Companies Act, 2013 the Board of Directors on the recommendation of the Audit Committee appointed M/s K.G. Goyal & Company Cost Accountants, as the Cost Auditors of the company for the Financial Year 2021-22 and has recommended their remuneration to the Shareholders for ratification at the ensuing Annual General meeting. M/s K.G.Goyal & Company, have confirmed that their appointment is within the limits of the Section 139 of the Companies Act, 2013, and have also certified that they are free from any disqualifications specified under Section 141 of the Companies Act, 2013. The Audit Committee has also received a certificate from the Cost Auditor certifying their independence and arm's length relationship with the company. The Cost Audit Report for the financial year 2020-21 was filed with Ministry of Corporate Affairs.

30. Secretarial Audit

In terms of the provisions of Section 204 of the Act read with the Companies (Appointment and Remuneration of Managerial Personnel) Rules, 2014, the Board has appointed M/s. Reena Jakhodia & Associates, Kanpur, Company Secretaries in Practice, as the Secretarial Auditor for conducting Secretarial Audit of the Company for the Financial Year ended 31 March 2021. The report of the Secretarial Auditor is attached as **Annexure A**. The Secretarial Audit Report does not contain any qualification, reservation or adverse remark except as detailed in MR-3 annexed to this Report. The Company is in compliance with the Secretarial Standards, specified by the Institute of Company Secretaries of India ('ICSI').

31. Reporting of Fraud

The Auditors of the company have not reported any fraud committed to the Company as specified under Section 143(12) of the Companies Act, 2013. Further, no case of fraud on the Company has been reported to the Management from any other sources.

32. Compliance with Secretarial Standards on Board and Annual General Meetings

The Company has complied with Secretarial Standards issued by the Institute of Company Secretaries of India on Board Meetings and General Meetings.

33. Corporate Social Responsibility (CSR)

Corporate Social Responsibility is an integral part of the Company's ethos and policy and it has been pursuing this on a sustained basis. The Company assists in running of Schools at their Cement Plants, ITIs and Sir Padampat Singhania University, Udaipur imparting value-based education to students. Also, the Company played a constructive role in the infrastructural development of surrounding areas. During the period under report, the Company undertook various activities e.g. Art, Culture, Community Welfare, Drinking Water, Sanitation, Education, Health, Rural Development, Eradicating Hunger/Poverty, COVID care. The Annual Report on CSR activities is annexed herewith as **Annexure B**.

34. Statutory Information

34.1 Conservation of Energy, Technology Absorption, Foreign Exchange Earnings and Outgo.

Particulars with regard to conservation of Energy, Technology Absorption, Foreign Exchange Earnings and outgo in accordance with the provisions of Section 134 (3)(m) of the Companies Act 2013 read with Rule 8(3) of Companies (Accounts) Rules, 2014 in respect of Cement plants are annexed hereto as **Annexure C** and form part of the Report.

34.2 Annual Return

In terms of Section 92(3) of the Companies Act, 2013 and Rule 12 of the Companies (Management and Administration) Rules, 2014, the Annual Return of the Company is available on the website of the Company at the link: https://www.jkcement.com/investors/ annual returns.

34.3 Business Responsibility Reporting

The Business Responsibility Report for the year ended 31 March 2021 as stipulated under regulation 34 of the Listing Regulations is annexed as **Annexure D** and forms part of the Annual Report.

34.4 Management Discussion & Analysis (MDA) Statement

The MDA as required under Listing Regulation is annexed hereto and forms an integral part of this Report.

35. Transfer to Investor Education and Protection Fund

During the year, the Company has transferred a sum of ₹ 21,05,831/- which represents unclaimed dividend and 11,585 Equity Shares which represents unclaimed shares to the Investor Education and Protection Fund in compliance with provisions of the Companies Act, 2013.

36. Disclosures under the companies act, 2013 and Listing Regulations

36.1 Composition of Audit Committee

The Board has constituted the Audit Committee which as on 31.03.21 comprises of Dr. K.B. Agarwal as the Chairman and Shri A. Karati, Shri J.N. Godbole, Shri Saurabh Chandra and Shri Ashok Sinha as members. More details about the committee are given in the Corporate Governance Report.

36.2 Policy on Sexual Harassment of women at workplace

The Company has zero tolerance towards sexual harassment at the workplace and towards this, has adopted a policy in line with the provisions of Sexual Harassment of Women at Workplace (Prevention, Prohibition and Redressal) Act, 2013 and the Rules framed thereunder. All employees (permanent contractual, temporary, trainees) are covered under the said policy. Internal Complaints Committee have also been set up at various locations to redress complaints received on sexual harassment. During the financial year under review, the Company has not received any complaint of sexual harassment from any of the women employees of the Company.

37.1 Independent Directors

The Company's Independent Directors have submitted requisite declarations confirming that they continue to meet the criteria of independence as prescribed under Section 149(6) of the Act and Regulation 16(1)(b) of the Listing Regulations. The Independent Directors have also confirmed that they have complied with Schedule IV of the Act and the Company's Code of Conduct. The Board is of the opinion that the Independent Directors of the Company possesses requisite qualifications, experience and expertise in the fields of finance, people management, strategy, auditing, tax and risk advisory services, infrastructure, banking, insurance, financial services, investments, cement industries, petroleum, foreign affairs and they hold highest standards of integrity. Regarding proficiency, the Company ensured inclusion of the names of all Independent Directors in the data bank maintained with the Indian Institute of Corporate Affairs, Manesar ('IICA'). The Independent Directors of the Company have registered themselves with the IICA for the said purpose. In terms of Section 150 of the Act read with Rule 6(4) of the Companies (Appointment & Qualification of Directors) Rules, 2014, the Independent Directors undertook online proficiency self-assessment test conducted by the IICA.

37.2 Familiarisation Programme for Independent Directors

The familiarisation program aims to provide Independent Directors with the cement industry scenario, the socio-economic environment in which the Company operates, the business model, the operational and financial performance of the Company, significant developments so as to enable them to take well informed decisions in a timely manner. The familiarisation program also seeks to update the Directors on the roles, responsibilities, rights and duties under the Act and other statutes.

38. Equal Opportunity by Employer

The Company has always provided a congenial atmosphere for work to all employees that is free from discrimination and harassment including sexual harassment. It has provided equal opportunities of employment to all irrespective of their caste, religion, color, marital status and sex.

39. Cautionary Statement

Statements in the Directors' Report and the Management Discussion and Analysis describing the company's objectives, expectations or predictions, may be forward looking within the meaning of applicable securities laws and regulations. Actual results may differ from those expressed in the statement. Important factors that could influence the company's operations include: global and domestic demand and supply conditions affecting selling prices, new capacity additions, availability of critical materials and their cost, changes in government policies and tax laws, economic development of the country, and other factors which are material to the business operations of the company.

40. Other Disclosure

No disclosure or reporting is made with respect to the following items, as there were no transactions during the year under review:

- Details relating to deposits that are covered under Chapter V of the Act.
- The issue of equity shares with differential rights as to dividend, voting or otherwise.
- The issue of shares to the employees of the Company under any scheme (sweat equity or stock options).
- There is no change in the Share Capital Structure during the year under review.
- The Company does not have any scheme or provision of money for the purchase of its own shares by employees or by trustees for the benefits of employees.
- Managing Director, Dy. Managing Director & CEO and Dy. Managing Director & CFO has not received any salary/perquisite from any of its subsidiaries.
- There was no revision in the financial statements.
- There was no change in the nature of business.
- There were no material changes and commitments affecting financial position of the Company between the end of the financial year and the date of this report.

41. Acknowledgements

Your Directors wish to place on record their appreciation for the valuable support received by your Company from Banks, Govt. of Rajasthan, Govt. of Karnataka, Govt. of Haryana, Government of Madhya Pradesh, Govt. of Uttar Pradesh, Govt of Gujrat, Central Govt. and Government of Fujairah. The Board thanks the employees at all levels for their dedication, commitment and hard work put in by them for Company's achievements. Your Directors are grateful to the Shareholders/ Stakeholders for their confidence and faith reposed in Board.

For and on Behalf of the Board

Dr. Raghavpat Singhania
Managing Director
DIN: 02426556

Madhavkrishna Singhania
Dy. Managing Director & CEO
DIN: 07022433

Place: Kanpur
Dated: 12 June 2021

Annexure - A

Secretarial Audit Report

For the Financial year ended 31 March 2021
[Pursuant to section 204(1) of the Companies Act, 2013 and Rule No. 9 of the Companies (Appointment and Remuneration of Managerial Personnel) Rules, 2014]

To,
The Members,
J.K. Cement Limited,
KamlaTower,
Kanpur.

We have conducted the Secretarial Audit of the compliance of applicable statutory provisions and the adherence to good corporate practices by J.K. Cement Limited CIN: L17229UP1994PLC017199 ("the Company") having its registered office at Kamla Tower, Kanpur, U.P. and manufacturing units at (i) Kailash Nagar, Nimbahera, Dist. Chittorgarh, Rajasthan, (ii) Mangrol, Dist. Chittorgarh, Rajasthan, (iii) Gotan, Dist. Nagaur, Rajasthan, (iv) Muddapur, Dist. Bagalkot, Karnataka, (v) Jharli, Dist. Jhajjar, Haryana , (vi) Village: Rupand, Tensil- Badwara, Dist. Katni, M.P. Aligarh, UP and Balasinor, Gujrat etc. Secretarial Audit has been conducted in a manner that provided us a reasonable basis for evaluating the corporate conduct/statutory compliances and expressing our opinion thereon.

Based on our verification of books, papers, minute books, forms and returns filed and other records maintained by the Company and also the information provided by the Company, its Officers, Agents and Authorised representatives during the conduct of secretarial audit, the explanations and clarifications given to us and the representations made by the Management and considering the relaxations granted by the Ministry of Corporate Affairs and Securities and Exchange Board of India warranted due to the spread of the COVID-19 pandemic, we hereby report that in our opinion, the Company has, during the audit period covering the financial year ended on 31 March 2021, complied with the statutory provisions listed hereunder and also that the Company has proper Board-processes and compliance-mechanism in place to the extent, in the manner and subject to the reporting made hereinafter:

We have examined the books, papers, minute books, forms and returns filed and other records maintained by the Company for the financial year ended on 31 March 2021 according to the provisions of:

i. The Companies Act, 2013 ('the Act') and the rules made there under;

ii. The Securities Contracts (Regulation) Act, 1956 ('SCRA') and the rules made there under;

iii. The Depositories Act, 1996 and the Regulations and Bye-laws framed there under;

iv. Foreign Exchange Management Act, 1999 and the rules and regulations made thereunder to the extent of Foreign Direct Investment and Overseas Direct Investment and External commercial Borrowings.

v. Secretarial Standards as prescribed by Institute of Company Secretaries of India.

vi. The following Regulations and Guidelines with amendments thereto prescribed under the Securities and Exchange Board of India Act, 1992 ('SEBI Act'):-

a) The Securities and Exchange Board of India (Substantial Acquisition of Shares and Takeovers) Regulations, 2011;

b) The Securities and Exchange Board of India (Prohibition of Insider Trading) Regulations, 2015;

c) The Securities and Exchange Board of India (Issue of Capital and Disclosure Requirements) Regulations, 2018 and amendments from time to time;

d) The Securities and Exchange Board of India (Issue and Listing of Debt Securities) Regulations, 2008 and amendments from time to time;

e) The Securities and Exchange Board of India (Listing Obligations and Disclosure Requirement) Regulations, 2015 and amendments from time to time;

f) The Competition Act, 2002 and Rules/ Regulations framed thereunder;

vii Following other laws are applicable specifically to the company

a) Factories Act, 1948;

b) Industries (Development & Regulation) Act, 1951;

c) Laws prescribed related to mining activities;

d) Labour Laws and other incidental laws related to labour and employees appointed by the Company either on its payroll or on contractual basis as related to wages, gratuity, provident fund, ESIC, compensation etc;

e) Laws prescribed under prevention and control of pollution;

f) Laws prescribed under Environmental protection;

g) Laws prescribed under Direct Tax and Indirect Tax;

h) Land Revenue laws of respective States;

i) Labour Welfare Laws of respective states;

j) Local laws as applicable to various offices, plants, grinding stations/Units and bulk cement terminals.

We have also examined compliance with the applicable clauses of the following:

(i) Secretarial Standards issued by The Institute of Company Secretaries of India.

(ii) The applicable provisions of SEBI (LODR) Regulations 2015 for listing of Company's shares with the Bombay Stock Exchange and National Stock Exchange of India Ltd.

During the period under review the Company has complied with the provisions of the Acts, Rules, Regulations, Guidelines, Standards, etc. mentioned here in above except for the below mentioned observation.

Basis the information provided by the management due to technical issue and due to offices been closed due to the nation vide lockdown imposed due to COVID-19 pandemic, there was Non Compliance of Regulation 23(9) of SEBI (LODR) Regulation 2015 about timely not disclosing related party transaction on Consolidated basis. However the same was filed and sought waiver of fine on 19.01.2021. NSE granted waiver but waiver by BSE is awaited.

We have relied on the representation made by the Company and its Officers for systems and mechanism formed by the Company for Compliances under other Act, Laws and Regulations to the Company.

During the period under review the Company has complied with the provisions of the Acts, Rules, Regulations, Guidelines, Standards, etc. mentioned here in above. We have relied on the representation made by the Company and its Officers for systems and mechanism formed by the Company for Compliances under other Act, Laws and Regulations to the Company.

We further report that during the year under report, following events/actions had major bearing on the Company's affairs in pursuance to the above referred laws, rules, regulations, guidelines, standards etc.

We further report that the Board of Directors of the Company is duly constituted with proper balance of Executive Director, Non-Executive Directors and Independent Directors. The changes in the composition of the Board of Directors that took place during the period under review were carried out in compliance with the provisions of the Act.

Adequate notice is given to all directors to schedule the Board Meetings, agenda and detailed notes on agenda were sent at least seven days in advance, and a system exists for seeking and obtaining further information and clarifications on the agenda items before the meeting and for meaningful participation at the meeting.

Majority decision is carried through while the dissenting members' views, if any, are captured and recorded as part of the minutes.

We further report that there are adequate systems and processes in the Company commensurate with the size and operations of the Company to monitor and ensure compliance with applicable laws, rules, regulations and guidelines.

For: Reena Jakhodia & Associates
Company Secretaries

Reena Jakhodia
Proprietor
Membership No: F6435
C.P. No.: 6083
UDIN: F006435C000387288

Place: Kanpur
Dated: 28 May 2021

This report is to be read with our letter of even date which is annexed as Annexure A and forms an integral part of this report.

Annexure - A

To,
The Members,
J.K. Cement Limited,
Kamla Tower,
Kanpur.

Our report of even date is to be read along with this letter.

1. Maintenance of Secretarial record is the responsibility of the management of the company. Our Responsibility is to express an opinion on these secretarial records based on our audit.

2. We have followed the audit practices and processes as were appropriate to obtain reasonable assurance about the correctness of the contents of the Secretarial records. The verification was done on test basis to ensure that correct facts are reflected in secretarial records. We believe that the processes and practices, we followed provide a reasonable basis for our opinion.

3. We have not verified the correctness and appropriateness of financial records and Books of accounts of the company.

4. Where ever required, we have obtained the Management Representation about the compliance of laws, rules and regulations and happening of events etc.

5. The compliance of the provisions of Corporate and other applicable laws, rules, regulations, standards is the responsibility of management. Our examination was limited to the verification of procedures on test basis.

6. The Secretarial Audit report is neither an assurance as to the future viability of the company nor of the efficacy or effectiveness with which the management has conducted the affairs of the company.

For: Reena Jakhodia & Associates
Company Secretaries

Reena Jakhodia
Proprietor
Membership No: F6435
C.P. No.: 6083
UDIN: F006435C000387288

Place: Kanpur
Dated: 28 May 2021

Annexure - B

Annual Report Details of the CSR Activities

1. **A brief outline of the Company's CSR policy, including overview of projects or programs under taken and a reference to the web-link to the CSR policy and projects or programs.**
   The CSR Policy was approved by the Board of Directors at its Meeting held on 1 November 2014 and has been uploaded on the Company's website. The web link is http://www.jkcement.in/ce/policies/csrp/csr_policy.html. The Company undertook activities relating to health, art, culture, community welfare, environment, safety, disaster management, drinking water, sports, education and rural development.

2. **The Composition of the CSR Committee.**
   I. Smt. Sushila Devi Singhania (Non-Executive, Non-Independent Director)
   II. Dr. K. B. Agarwal (Non-Executive, Independent Director)
   III. Shri J. N. Godbole (Non-Executive, Independent Director)
   IV. Shri Suparas Bhandari (Non-Executive, Independent Director)

3. **Average net profit of the Company for Three Financial Years.**
   The average net profit for the last three years is ₹ 59,733.34 lacs

4. **Prescribed CSR expenditure (two percent of the amount as in item 3 above)**
   The Company is required to spend ₹ 1,194.67 lacs towards CSR for the Financial Year 2020-21

5. **Details of CSR spent during Financial Year**
   a. Total amount spent for the Financial Year ₹ 1,226.14 lacs
   b. Amount unspent if any: NIL
   c. Manner in which the amount spent during the financial year is detailed below:

Following expenditure has been made in accordance with the Company's CSR Policy and permissible under Schedule VII of the Companies Act, 2013 and rules framed thereunder:-

Detail of CSR Expenditure of J.K. Cement Limited for the period April 2020 to March 2021

Sr. No.	CSR Project or activity identified (60-75 words)	Section in which the project is covered	Local Area or other	Specify State and other	Amount Outlay	Cumulative expenditure upto the reporting period	Amount spent:Direct or through implementing Agency
	Nimbahera						
1	Contribution for preserving & encouraging Art & Cultural Heritage like Chittorgarh Fort Festival.	Art & Culture	Chittorgarh	Rajasthan	3,23,256	3,23,256	
2	Construction of Bio Toilets in nearby school in rural area, Infrasturucture development & Renovation work for community welfare like Renovation at Aganbari Centre, Contruction of Community Hall. Contribution for Nandghar Yojana in nearby villages.	Community Welfare	Ahirpura	Rajasthan	1,72,430	1,72,430	
			Bamania	Rajasthan	8,96,016	8,96,016	
			Falwa	Rajasthan	11,59,994	11,59,994	
			Karunda	Rajasthan	8,35,728	8,35,728	
			Nimbahera	Rajasthan	4,80,000	4,80,000	

Sr. No.	CSR Project or activity identified (60-75 words)	Section in which the project is covered	Local Area or other	Specify State and other	Amount Outlay	Cumulative expenditure upto the reporting period	Amount spent:Direct or through implementing Agency
3	Distribution of food packets and essential grocery items in near by villages. Contribution in Fooding, Distribution of Mask, Sanitisers & other PPEs, Sanitisers & Direct Contribution to Govt.	Disaster Relief	Lota Bheru	Rajasthan	1,24,600	1,24,600	
			Nimbahera	Rajasthan	29,37,890	29,37,890	
4	Contribution for Ground Water Survey in Chittaurghar District to Third party. Pump set to PHED for drinking water arrangement.	Drinking Water Arrangement	Nimbahera	Rajasthan	11,32,300	11,32,300	
			Pipaliya Gadia	Rajasthan	2,86,676	2,86,676	
5	Construction & Renovation of school buildings, class rooms. Reimbursement of expenses on Coaching of students of rural areas at near by villages.	Educational Charity	Ahirpura	Rajasthan	11,57,240	11,57,240	
			Falwa	Rajasthan	2,56,995	2,56,995	
			Fatcher Ahiran	Rajasthan	7,03,197	7,03,197	
			Karunda	Rajasthan	4,40,427	4,40,427	
			Maliakhera	Rajasthan	11,15,528	11,15,528	
			Nimbahera	Rajasthan	39,560	39,560	
6	Providing Tree guards & other facilities for plantation.	Enviroment	Nimbahera	Rajasthan	1,71,630	1,71,630	
7	Sanitation work in entire Nimbahera City as well as nearby Villages for COVID-19 prevention. Regular Pest Control Activity in nearby villages. Contribution for Renovation/Extension of Govt. Hospital building.	Health	Ahirpura	Rajasthan	1,75,664	1,75,664	
			Karunda	Rajasthan	3,86,490	3,86,490	
			Maliakhera	Rajasthan	18,02,155	18,02,155	
			Nimbahera	Rajasthan	22,05,638	22,05,638	
8	Sparsh Sanitary Pad Project for Women self help groups and providing structured setups & training for earning through production and sell of low cost sanitory pads. Organising training programs for Woman Skill development.	Livelihood Promotion	Ahirpura	Rajasthan	7,64,317	7,64,317	
			Karunda	Rajasthan	5,78,394	5,78,394	
			Maliakhera	Rajasthan	9,60,034	9,60,034	
			Nimbahera	Rajasthan	67,639	67,639	
9	Distribution of Silver medals for bright students based on performance for motivation at various schools.	National Functions	Nimbahera	Rajasthan	5,02,759	5,02,759	
10	CC Road Construction in nearby villages. Financial Aid to Panchayat for Rural Development. Drainage system construction at Karunda Village for better health & Hygiene. Construction of Rest rooms in village for travellors.	Rural Development	Ahirpura	Rajasthan	40,57,936	40,57,936	
			Karunda	Rajasthan	1,38,10,456	1,38,10,456	
			Maliakhera	Rajasthan	1000000	10,00,000	
			Sand	Rajasthan	19,80,281	19,80,281	
			Tilakhera	Rajasthan	5,42,732	5,42,732	
11	Contribution for Sport promotions like Lighting at Community Sports Ground. Providing sports equipments in nearby areas.	Sports Promotion	Ahirpura	Rajasthan	8,560	8,560	
			Nimbahera	Rajasthan	10,100	10,100	
			Rasoolpura	Rajasthan	8,560	8,560	
					4,10,95,182	**4,10,95,182**	

Sr. No.	CSR Project or activity identified (60-75 words)	Section in which the project is covered	Local Area or other	Specify State and other	Amount Outlay	Cumulative expenditure upto the reporting period	Amount spent:Direct or through implementing Agency
	Mangrol						
1	Contribution for Construction and Renovation of Strutures of Public utility like Cemetery.	Community Welfare	Mangrol	Rajasthan	18,35,564	18,35,564	
2	Purchase and distribution of PPEs for prevention of COVID-19.	Disaster Relief	Mangrol	Rajasthan	74,200	74,200	
3	Providing drinking water facility at nearby villages like Drinking Water supply by tankers, New Borewells & pump sets, Financial Aid to Gram Panchayat.	Drinking Water Arrangement	Mangrol	Rajasthan	10,00,000	10,00,000	
		Drinking Water Arrangement	Shahbad	Rajasthan	5,78,155	5,78,155	
		Drinking Water Arrangement	Tilakheda	Rajasthan	2,86,865	2,86,865	
6	Construction and Modification of School, Class rooms. Reimbursement of expenses on Coaching of students of rural areas at near by villages.	Educational Charity	Mangrol	Rajasthan	2,10,477	2,10,477	
		Educational Charity	Tilakheda	Rajasthan	13,95,623	13,95,623	
7	Regular Pest Control Activities in nearby villages.	Health	Mangrol	Rajasthan	3,67,500	3,67,500	
8	Sparsh Sanitary Pad Project for Women self help groups and providing structured setups & training for earning through production and sell of low cost sanitory pads.	Livelihood Promotion	Mangrol	Rajasthan	10,69,672	10,69,672	
		Livelihood Promotion	Tilakheda	Rajasthan	14,95,660	14,95,660	
9	Providing material for construction of Gravel roads, CC Roads in near by villages. Modification of structures related to community.	Rural Development	Mangrol	Rajasthan	26,99,286	26,99,286	
		Rural Development	Tilakheda	Rajasthan	16,00,400	16,00,400	
10	Contribution for Sports Equipments in near by villages for promoting Sports activities in Community.	Sports Promotion	Arniya Paliwal	Rajasthan	13,350	13,350	
		Sports Promotion	Motha Arniya	Rajasthan	8,560	8,560	
					1,26,35,312	**1,26,35,312**	
	Jharli						
1	Pay to School Teacher,Mohanbari & Jharli	Promoting education, including special education and employment enhancing vocation skills especially among children, women, elderly, and the differently abled and livelihood enhancement projects,	Jharli	Haryana	59,000	59,000	
2	Salary pay Cleanning Work for Panchayat	Promoting education, including special education and employment enhancing vocation skills especially among children, women, elderly, and the differently abled and livelihood enhancement projects,	Jharli	Haryana	96,000	96,000	

Sr. No.	CSR Project or activity identified (60-75 words)	Section in which the project is covered	Local Area or other	Specify State and other	Amount Outlay	Cumulative expenditure upto the reporting period	Amount spent:Direct or through implementing Agency
3	Goods distributed in Redcross Society for COVID-19 and Mask distribution in Jharli and Mohanbari	Promotion of health care including prevention heath care and sanitation, and disaster management	Jharli & Jhajjar	Haryana	2,09,000	2,09,000	
4	Safe and Clean Drinking Water Supply in Rural areas & Water Purifier	Eradicating hunger, poverty and malnutrition, promoting preventive health care and sanitation and making available safe drinking water	Jhajjar	Haryana	2,06,000	2,06,000	
5	LED to Police Station and Badminton Sponsorship And Boxing Tournament	Rural development	Jharli	Haryana	49,000	49,000	
					6,19,000	**6,19,000**	
	Muddapur						
	Distribution of Vegetable & food Packets to near by area (COVID-19)	Rural development projects	Mudhol, Muddapur and Halki Village	Karnataka	5,22,950	5,22,950	
	Balasinor						
	COVID-19 expense: purchase of banner, mask etc.	Health	Balasinor	Rajasthan	70,970	70,970	
	Aligarh						
	Rural development: Police Station	Rural Development	Aligarh	UP	61,000	61,000	
	Total (Grey)						
	Katni						
1	Distribution of goods to poor	Eradicating poverty	Badwara & Katni	MP	10,18,000	10,18,000	Expenses Incurred for RO, Gotan,& Help in Chief Minister Jal Swavlamban Abhiyan
	Katni Total				**10,18,000**	**10,18,000**	
	White Cement & Gotan Grey						
1	Safe and Clean Drinking Water Supply in rural areas through RO Plant.	Eradicating hunger, poverty and malnutrition, promoting preventive health care and sanitation and making available safe drinking water	Gotan	Rajasthan	15,000	15,000	
2	Promoting Health Care regarding Corona virus (COVID-19)	Eradicating hunger, poverty/Promoting Health care	Gotan	Rajasthan	30,000	30,000	
3	Promoting Health Care regarding Corona virus (COVID-19)	Eradicating hunger, poverty/Promoting Health care	Gotan	Rajasthan	9,06,000	9,06,000	
4	Promoting Health Care regarding Corona virus (COVID-19)	Eradicating hunger, poverty/Promoting Health care	Gotan	Rajasthan	1,74,687	1,74,687	

Sr. No.	CSR Project or activity identified (60-75 words)	Section in which the project is covered	Local Area or other	Specify State and other	Amount Outlay	Cumulative expenditure upto the reporting period	Amount spent:Direct or through implementing Agency
5	Promoting to Education-Childrens-Toilet block (govt. sec. sch., Tulaliya)	Promoting education-Childrens	Tukaliya	Rajasthan	4,86,000	4,86,000	
6	Promoting to Education-Childrens-Toilet block (govt. sec. sch., Dhannapa)	Eradicating hunger, poverty/Promoting Health care	Dhanappa	Rajasthan	4,12,000	4,12,000	
7	Promoting to Education-Childrens-Toilet block(govt. sec.sch.,Gotan)		Gotan	Rajasthan	2,78,000	2,78,000	
8	Promoting to health safety-villagers-Toilet block(Ganesh Temple,Gotan)	Promoting Health care/Ensuring environmental sustainability	Gotan	Rajasthan	9,65,000	9,65,000	
9	Promoting Health Care regarding Janata Clinic	Eradicating hunger,poverty/ promoting health care	Mertacity	Rajasthan	6,00,000	6,00,000	
10	Promoting to Education-Childrens-Electricity Connections (govt. Schools 11 nos)	Promoting education-Childrens	Mertacity	Rajasthan	3,94,000	3,94,000	
11	Promoting Health Care-Corona Virus-COVID-19, Vaccination	Promoting Health care/Ensuring environmental sustainability	Gotan	Rajasthan	51,000	51,000	
12	Rural Development Project-Aestheic uplift of some jodhpur division station	Rural Area Development Project	Merta Road	Rajasthan	1,00,000	1,00,000	
	Total (White Cement)				**44,11,687**	**44,11,687**	
	HO CSR EXPENDITURE (UPTO 31.03.2021)						
1	Contribution to IITK as scholarship for Meritorious students	Promotion of Education		UP	20,00,000	20,00,000	
2	Contribution to SPSPU for upgrading infrastructure	Promotion of Education		Rajasthan	90,00,000	90,00,000	
3	Contribution to GHSMIR as financial assistance for educational facilities	Promotion of Education		UP	1,00,00,000	1,00,00,000	
4	Installation of Oxygen Gas pipelines at GSVM(COVID-19 wards)	Health		UP	43,13,410	43,13,410	
5	Constructions of Public road and installation of RCC benches at public places	Social Responsibility		UP	14,85,054	14,85,054	
6	Contribution to Red cross Society	Health		MP	2,00,000	2,00,000	
7	Distribution of face mask, hand sanitisers, food packets to weaker section of society	Health		MP, Rajasthan and New Delhi	18,25,230	18,25,230	
8	Contribution to JK Gram vikas udyog for cross breeding projects in rural areas	Rural development		Rajasthan and Haryana	1,83,56,000	1,83,56,000	
9	Contribution of LKS Education for opening ITI at Gotan	Education		Rajasthan	1,50,00,000	1,50,00,000	
					6,21,79,694	**6,21,79,694**	
	HO(UPTO 31.03.2021)				**6,21,79,694**	**6,21,79,694**	
	GRAND TOTAL UPTO 31.03.2021				**12,26,13,796**	**12,26,13,796**	

Sr. No.	Summary of Expenditure	Amount in ₹
1	J.K. Cement Works, Nimbahera	4,10,95,182
2	J.K. Cement Works, Mangrol	1,26,35,312
3	J.K. Cement Works, Jharli	6,19,000
4	J.K. Cement Works, Muddapur	5,22,950
5	J.K. White Cement Works & J.K. Cement Works, Gotan	44,11,687
6	J.K. White, Katni	10,18,000
7	J.K. Cement Works, Aligarh	61,000
8	J.K. Cement Works, Balasinor	70,970
9	Head Office	6,21,79,694
		12,26,13,796

6. **In case the company has failed to spend the two per cent of the average net profit of the last three financial years or any part thereof, the company shall provide the reasons for not spending the amount in its Board Report.**
   Not Applicable

7. **A responsibility statement of the CSR Committee that the implementation and monitoring of CSR Policy, is in compliance with CSR objectives and Policy of the Company.**
   The CSR Committee hereby confirms that the implementation and monitoring of CSR activities is in compliance with CSR objectives and the CSR Policy of the Company.

Dr. Raghavpat Singhania
Managing Director
DIN: 02426556

Dr. K.B. Agarwal
Chairman – Corporate Social Responsibility Committee
DIN: 00339934

Place: Kanpur
Date: 12 June 2021

Annexure - C

Particulars of Energy Conservation, Technology Absorption, Foreign Exchange Earnings and outgo required under Section 134(3)(M) of the Companies Act, 2013 read with Rule 8(3) of the Companies (Accounts) Rules, 2014

A) Energy Conservation

Sustainable Development and continuous improvement of Key Performance Indicators are of prime importance for the company.Energy reduction in every field is the need of time to sustain business in the current scenario of each & every industry including Cement. Major contribution towards cost of manufactured cement is the Electrical energy and Thermal energy consumption, so for J.K. Cement main focus to reduce cost of production is the conservation of electrical & thermal energy .

During the year 2020-21, various efforts have been done to reduce the consumption of electrical & thermal energy for the production of cement by our different manufacturing units . These energy conservation measures during 2020-21 has resulted in reduction of power consumption by 960.82 lacs KWH, equivalent to 8,262 MTOE.

In an additional reduction in Thermal energy consumption, 22,822 MTOE during the year have been replaced by alternative fuel & other Operational initiatives to conserve primary fuels. Total Investment was ₹ 1,04,799.22 lacs

The overall energy saving projects are classified into the listed categories:-

- √ Process optimisation with nil investment
- √ Installation of energy efficient equipments
- √ Implementing in house kaizens & modifications
- √ Downsizing of existing equipments
- √ Improving Thermal efficiency.
- √ Improving Production & Operational efficiecy.
- √ R&D Activities and Adopting new Technology.
- √ VFD installation in fans

Process optimisation
By the optimisation of various process parameters, interlockings, logics etc., many savings were achieved. Monitoring of Production process and Analysis of data is very important for energy conservation. By various process optimisations saving of ₹ 716.01 lacs achieved with reducion of 120.43 lacs KWH of electricity with expenditure of ₹ 16.38 lacs only. Most of the optimisations are done without investment.

Installation of Energy Efficient Equipments
Replacement of low efficiency motors by high efficiency motors , replacement of high power consumption lamps by energy saving LED lamps and other energy efficient equipments of the latest technology were installed to improve the electrical efficiency of the system. By these steps saving of 538.62 lacs KWH equivalent to 4,631 MTOE and ₹ 2,969.97 lacs with the expenditure of ₹ 15,194.5 lacs.

Implementing In-house kaizens & modifications
Small steps of energy savings like kaizen in various section of Production & Process is a big tool for energy conservation. Such small modifications resulted in savings of 2.58 lacs KWH equal to 22 MTOE and ₹ 14.57 lacs of electricity with ₹ 4.79 lacs investment only.

Downsizing of the existing equipments
Utilisation of optimum loading on motors with respect to existing lower loading and rated KW, various motors were replaced by lower KW ratings resulting in Improvement in loading factor and efficiency. Such steps in total resulted in savings of ₹ 0.31 lacs by reducing 0.06 lacs KWH of electricity with zero investment.

[GRI 302-4]

Improvement in Thermal Efficiency

Besides the in-house monitoring & optimisation of the clinkering section, optimisation of burner momentum, reducing false air, accurate kiln operation control etc. has resulted in improving the thermal effieciency of the pyro systems.In Power Plant operations also higher generation of units with optimised parameters resulted in equivalent fuel savings . Company has saved ₹ 55.12 lacs through initiatives by which 52,335 lacs kcal through feed box height in riser duct of PH String -2 Top cylone & restrict the false air entry. Total thermal energy saved during the year is 523 MTOE.

Improvement in Production & Operational Efficiency

Improvement in the Production rate index of Kilns with optimisation of process & operational parameters in which New Clinkering Unit installed at Mangrol & Existing Cement Mill modified from Ball mill to Combi circuit in which savings in terms of rupees as well as effieciency of the system are achieved. Through improvement in output & operational efficiency , company has saved ₹ 2,786.66 lacs by reducing 291.35 lacs KWH of electricity & 15,733 MTOE saved with expenditure of ₹ 89,106.38 lacs.

VFD installation in fans

Replacement of existing drive system by VFD installation in fans has resulted in savings 7.77 lacs KWH and ₹ 49.26 lacs of electricity with expenditure of ₹ 48.82 lacs only.

Savings are as under:-

Detail of Savings are as under:-

	Saving KWH (in lacs)	Saving Kcal (in lacs)	Saving MTOE	Saving (₹ In lacs)
Installation of Energy Efficient Equipment	538.62		4,631	2,969.97
In-house small modifications	2.58		22	14.57
VFD Installation	7.77		67	49.26
Improving production & Operational Efficiency	291.35	13,22,769.82	15,733	2,786.66
Improving Thermal efficiency		52,335.00	523	55.12
Downsizing of the existing equipment	0.06		1	0.31
Process optimisation	120.43		1,036	716.01
Total	**960.81**	**13,75,104.82**	**22,013**	**6,591.90**

B) Technology Absorption and R&D Activities

By technology upgradation and R&D activities in the areas of Process Improvement and Energy Management J.K. Cement Ltd, in FY 2021-22 ₹ 2,523.46 lacs has been planned for Technology Absorption & Energy Conservation measures.

Major steps in R&D activities are:-

i) For FY 2021-2022 by R&D activities & Energy saving initiatives, expenditure of ₹ 2,523.46 lacs planned to save ₹ 1,636.21 lacs throughout in Mangrol Unit.

ii) Use of alternative fuel saved ₹ 2,193 lacs & 9,072 MTOE by investing ₹ 426.80 lacs at Mangrol plant.

C) Foreign Exchange Earnings and Outgo

Particulars	₹ In lacs
Foreign Exchange earned in terms of actual inflows	694.62
Foreign Exchange outgo in terms of Actual outflow	64,759.27

Annexure - D
Business Responsibility Report 2020-21

Section A: General Information about the Company

1. Corporate Identity Number (CIN):	L17229UP1994PLC017199
2. Name of the Company	J.K. Cement Limited (JKCL)
3. Registered Address	Kamla Tower, Kanpur – 208001, Uttar Pradesh, India
4. Website	http://www.jkcement.com/
5. E-mail ID	shambhu.singh@jkcement.com
6. Financial Year Reported	FY 2020-21
7. Sector(s) that the Company is engaged in (industrial activity code-wise	

Industrial Group	Class	Sub Class	Description
374	3741	37410	Plaster of Paris
	3744	37440	Manufacturing of Cement and Cement related products
35	3551	35110	Primer

As per National Industrial Classification – Ministry of Statistics and Programme Implementation

8. List three key products / services that the Company manufactures / provides (as in balance sheet)	1) Grey Cement 2) White Cement 3) Wall Putty
9. Total number of locations where business activity is undertaken by the Company	
i. Number of International Locations (Provide details of major 5)	Cement plant in Fujairah, UAE
ii. Number of National Locations	Refer manufacturing capital
10. Markets served by the Company - Local / State / National/ International	

Refer geographical spread and markets served section

Section B: Financial Details of the Company (Standalone)

1. Paid up capital (₹ lacs)	7,726.83
2. Total turnover (₹ lacs)	6,32,827.88
3. Total profit after taxes (₹ lacs)	60,282.58
4. Total spending on Corporate Social Responsibility (CSR) as percentage of profit after tax (%):	The Company's total spending on CSR is 2.77% of the average profit after taxes in the previous three (3) financial years
5. List of activities in which expenditure in 4 has been incurred: (₹ lacs)	1. Education: 418 2. Community Welfare: 232 3. Rural Infrastructure Development: 457 4. Health & Livelihood:119

Section C: Other details

Does the Company have any Subsidiary Company/ Companies?	C1 Yes - The Company has two (2) wholly owned subsidiaries - J.K. Cement (Fujairah) FZC, United Arab Emirates (UAE) and Jaykaycem (Central) Limited, India
Do the Subsidiary Company/Companies participate in the BR Initiatives of the parent company?	C2 No
Do any other entity/entities (e.g. suppliers, distributors etc.) that the Company does business with, participate in the BR initiatives of the Company? If yes, then indicate the percentage of such entity/entities?	C3 No

Section D: BR information

1. Details of Director / Directors responsible for BR:

a) Details of the Director / Directors responsible for implementation of the BR policy / policies:

Name	Dr. Raghavpat Singhania
Director Identification Number (DIN)	02426556
Designation	Managing Director

b) Details of the BR Head:

Name	Mr. Shambhu Singh
Designation	Company Secretary and Vice President (Legal)
Telephone Number	+91-512-2371478-81
E-mail ID	shambhu.singh@jkcement.com

2. Principle-wise (as per National Voluntary Guidelines) BR Policy/policies (Reply in Y/N)

The National Voluntary Guidelines on Social, Environmental and Economic Responsibilities of Business (NVGs) released by the Ministry of Corporate Affairs has adopted nine areas of Business Responsibility. These briefly are as under:

Principle 1 (P1):	Businesses should conduct and govern themselves with Ethics, Transparency and Accountability
Principle 2 (P2):	Businesses should provide goods and services that are safe and contribute to sustainability throughout their life cycle
Principle 3 (P3):	Businesses should promote the well-being of all employees
Principle 4 (P4):	Businesses should respect the interests of, and be responsive towards all stakeholders, especially those who are disadvantaged, vulnerable and marginalised
Principle 5 (P5):	Businesses should respect and promote human rights
Principle 6 (P6):	Businesses should respect, protect, and make efforts to restore the environment
Principle 7 (P7):	Businesses, when engaged in influencing public and regulatory policy, should do so in a responsible manner
Principle 8 (P8):	Businesses should support inclusive growth and equitable development
Principle 9 (P9):	Businesses should engage with and provide value to their customers and consumers in a responsible manner

QUESTIONS	P1	P2	P3	P4	P5	P6	P7	P8	P9
i. Do you have a policy/policy for...	Yes								
ii. Has the policy being formulated in consultation with the relevant stakeholders?	Yes, The Company policies and practices have been formulated after the consultation with different internal and external stakeholders relevant to the business								
iii. Does the policy conform to any national / international standards? If yes, specify? (50 words)	Yes, policies and practices meet application regulatory and best practices requirements as evaluated by the organisation at the time of their formulation. The same are evaluated and updated from time to time as seen appropriate								
iv. Has the policy been approved by the Board? If yes, has it been signed by MD/ owner/ CEO/ appropriate Board Director?	Yes								
v. Does the company have a specified committee of the Board/ Director/ Official to oversee the implementation of the policy?	Yes, The Company has numerous Board level and other committees in place for looking after different aspects of the day to day business activities, including supervision over proper application and adherence to various company policies and practices. Refer Report on Corporate Governance								
vi. Indicate the link for the policy to be viewed online?	The policies can be viewed at: https://www.jkcement.com/company_policy								
vii. Has the policy been formally communicated to all relevant internal and external stakeholders? (B)	Yes, Policies and practices have been communicated to all relevant stakeholders as per their applicability								
viii. Does the company have in-house structure to implement the policy/ policies?	Yes								
ix. Does the Company have a grievance redressal mechanism related to the policy/ policies to address stakeholders' grievances related to the policy/ policies?	Yes, the Company has a Whistle Blower Policy with grievance redressal mechanism for stakeholders to raise their grievances								
x. Has the company carried out independent audit/ evaluation of the working of this policy by an internal or external agency?	Yes, checks and balances are in place for ensuring strict compliance to various company policies and practices								

B. Except policies listed above, all other policies are meant for internal employees and are available on the Company's intranet. All policies are periodically communicated to the relevant internal and external stakeholders.

C. Any clarifications for grievances related to the policies are addressed by the respective leadership team member and if not addressed to satisfaction can be escalated to Company Secretary at shambhu.singh@jkcement.com

a. If answer to the question at serial number 1 against any principle, is 'No', please explain why: (Tick up to 2 options)

QUESTIONS	P1	P2	P3	P4	P5	P6	P7	P8	P9
i. The company has not understood the Principles	NA								
ii. The company is not at a stage where it finds itself in a position to formulate and implement the policies on specified principles	NA								
iii. The company does not have financial or manpower resources available for the task	NA								
iv. It is planned to be done within next 6 months	NA								
v. It is planned to be done within the next 1 year	NA								
vi. Any other reason (please specify)	NA								
2. Governance related to BR									
i. Indicate the frequency with which the Board of Directors, Committee of the Board or CEO to assess the BR performance of the Company. Within 3 months, 3-6 months, Annually, More than 1 year	The Company evaluates sustainability performance annually.								
ii. Does the Company publish a BR or a Sustainability Report? What is the hyperlink for viewing this report? How frequently it is published?	The Company used to publish Sustainability Report annually in-line with Global Reporting Initiative (GRI) standards. It, however, has transited to Integrated Reporting <IR> from FY 2020-21.								

SECTION E: PRINCIPLE-WISE PERFORMANCE

Principle 1	
1. Does the policy relating to ethics, bribery and corruption cover only the company? Yes/ No. Does it extend to the Group/Joint Ventures/ Suppliers/Contractors/NGOs /Others?	Yes. The Company is guided by its Code of Conduct (CoC) ensuring all business activities are conducted in an ethical manner this web address: https://www.jkcement.com/home
2. How many stakeholder complaints have been received in the past financial year and what percentage was satisfactorily resolved by the management? If so, provide details thereof, in about 50 words or so	JKCL received 16 shareholder complaints during the FY 2020-21, while no complaints were pending from previous financial year. All the 16 complaints have been successfully resolved during the year.
Principle 2	
1. List up to 3 of your products or services whose design has incorporated social or environmental concerns, risks and/or opportunities.	a. Cement (Grey & White) b. Wallmaxx c. Primaxx d. Gypsomaxx e. Tilemaxx The Company is committed to adopt sustainable practices as a socially and environmental responsible company. The Company follow precautionary approach to mitigate environmental impacts due to business activities
2. For each such product, provide the following details in respect of resource use (energy, water, raw material etc.) per unit of product (optional): i. Reduction during sourcing/production/ distribution achieved since the previous year throughout the value chain? ii. Reduction during usage by consumers (energy, water) has been achieved since the previous year?	Refer Natural Capital. Cement as a product is used by diverse consumers for different purposes. Hence, it is not feasible to measure the usage (energy, water) by consumers

3. Does the company have procedures in place for sustainable sourcing (including transportation)? i. If yes, what percentage of your inputs was sourced sustainably? Also, provide details thereof, in about 50 words or so.	Company is guided by ESG policy. ESG policy covers Suppliers, Contractors, Consultants and Transporters requiring adopting sustainable business practices. Refer Social & Relationship Capital.
4. Has the company taken any steps to procure goods and services from local & small producers, including communities surrounding their place of work? i. If yes, what steps have been taken to improve their capacity and capability of local and small vendors?	Refer Social & Relationship Capital
5. Does the company have a mechanism to recycle products and waste? If yes what is the percentage of recycling of products and waste (separately as <5%, 5-10%, >10%). Also, provide details thereof, in about 50 words or so.	Refer Natural Capital
Principle 3	
1. Please indicate the Total number of employees.	3,751
2. Please indicate the Total number of employees hired on temporary/ contractual / casual basis.	4,000+
3. Please indicate the Number of permanent women employees	68
4. Please indicate the Number of permanent employees with disabilities	2
5. Do you have an employee association that is recognised by management?	Yes – at Nimbahera, Mangrol and Muddapur
6. What percentage of your permanent employees is members of this recognised employee association?	Gotan, Nimbahera & Mangrol 100%, 33% and 13% of our workers respectively, are members of recognised employee associations.
7. Please indicate the Number of complaints relating to child labour, forced labour, involuntary labour, sexual harassment in the last financial year and pending, as on the end of the financial year.	Nil
8. What percentage of your under mentioned employees were given safety & skill up-gradation training in the last year?	Refer Human capital
Principle 4	
1. Has the Company mapped its internal and external stakeholders? Yes/No	Yes
2. Out of the above, has the company identified the disadvantaged, vulnerable & marginalised stakeholders	Yes
3. Are there any special initiatives taken by the company to engage with the disadvantaged, vulnerable and marginalised stakeholders? If so, provide details thereof, in about 50 words or so.	Refer Social & Relationship Capital
Principle 5	
1. Does the policy of the company on human rights cover only the company or extend to the Group/ Joint Ventures/ Suppliers/ Contractors/ NGOs/ Others?	Yes - All human rights aspects are covered under Company's Code of Conduct.
2. How many stakeholder complaints have been received in the past financial year and what percent was satisfactorily resolved by the management?	JKCL received 16 grievances from shareholder during the FY 2020-21, while no complaints were pending from previous financial year. All the 16 complaints have been successfully resolved during the year. No investor grievance remained pending for more than 30 days.
Principle 6	
1. Does the policy related to Principle 6 cover only the company or extends to the Group/Joint Ventures/ Suppliers/ Contractors/ NGOs/ others.	Yes
2. Does the company have strategies/ initiatives to address global environmental issues such as climate change, global warming, etc? Y/N. If yes, please give hyperlink for webpage etc.	Refer Sustainability Strategy section
3. Does the company identify and assess potential environmental risks? Y/N	Yes
4. Does the company have any project related to Clean Development Mechanism? If so, provide details thereof, in about 50 words or so. Also, if Yes, whether any environmental compliance report is filed?	No, the Company does not have any project related to Clean Development Mechanism
5. Has the company undertaken any other initiatives on – clean technology, energy efficiency, renewable energy, etc. Y/N. If yes, please give hyperlink for web page etc.	Refer Natural capital
6. Are the Emissions/Waste generated by the company within the permissible limits given by CPCB/SPCB for the financial year being reported?	Yes. the emissions/waste generated by the Company was all within the permissible limits given by CPCB/SPCB.
7. Number of show cause/ legal notices received from CPCB/ SPCB which are pending (i.e. not resolved to satisfaction) as on end of Financial Year.	No, the Company has not received any legal notice from CPCB / SPCB during the financial year.
Principle 7	
1. Is your company a member of any trade and chamber or association? If Yes, Name only those major ones that your business deals with:	Refer Membership & Associations section
2. Have you advocated/lobbied through above associations for the advancement or improvement of public good? Yes/No; if yes specify the broad areas (drop box: Governance and Administration, Economic Reforms, Inclusive Development Policies, Energy security, Water, Food Security, Sustainable Business Principles, Others)	No, JKCL has not advocated or lobbied through any associations for the advancement or improvement of public good
Principle 8	
1. Does the company have specified programmes/initiatives/ projects in pursuit of the policy related to Principle 8? If yes details thereof.	Refer Social and Relationship Capital
2. Are the programmes/projects undertaken through in-house team/own foundation/external NGO/government structures/ any other organisation?	Refer Social and Relationship Capital
3. Have you done any impact assessment of your initiative?	No
4. What is your company's direct contribution to community development projects- Amount in ₹ and the details of the projects undertaken?	Refer section B of Business Responsibility Report
5. Have you taken steps to ensure that this community development initiative is successfully adopted by the community? Please explain in 50 words, or so.	Refer Social and Relationship Capital
Principle 9	
1. What percentage of customer complaints/consumer cases are pending as on the end of financial year?	A total of 2,050 complaints were received from customers in FY 2020-21, out of which Nil complaints were pending as of 31 March 2021
2. Does the company display product information on the product label, over and above what is mandated as per local laws? Yes/ No/N.A. /Remarks(additional information)	Yes, the Company displays all information as mandated by the regulations to ensure full compliance with relevant laws.
3. Is there any case filed by any stakeholder against the company regarding unfair trade practices, irresponsible advertising and/or anti-competitive behaviour during the last five years and pending as on end of financial year? If so, provide details thereof, in about 50 words or so.	The Competition Commission of India (CCI) vide its order dated 31.8.2016 imposed a penalty of ₹ 12,854 lacs on the company. The appeal was heard whereupon National Company Law Appellate Tribunal (NCLAT) vide order dated 25.07.2018 upheld CCI's order The Company has filed statutory appeal before Honourable Supreme Court which vide its order dated 5.10.2018 had admitted the appeal & directed that the interim order of stay passed by the tribunal in this matter will continue for the time being. The company backed by legal opinion believes that it is good case and accordingly no provision has been made in the accounts. In a separate matter, CCI imposed penalty of ₹ 928 lacs vide order dated 19.1.2017 for alleged contravention of provision of Competition Act, 2002 by the Company. On Company's appeal, NCLAT has stayed the operation of CCI's order. The matter is pending for hearing before NCLAT. Based on Legal opinion, the Company believes that it has a good case and accordingly, no provision has been made in the accounts.
4. Did your company carry out any consumer survey/ consumer satisfaction trends?	Yes, we carry out consumer survey and satisfaction surveys based on commercial needs

Report on Corporate Governance

1. Corporate Governance

1.1 Company's philosophy on Code of Corporate Governance

At J.K. Cement, we view corporate governance in its widest sense, almost like trusteeship, integrity, transparency; accountability and compliance with laws which are the columns of good governance are cemented in the Company's business practices to ensure ethical and responsible leadership both at the Board and at the Management Level. The Company's philosophy on Corporate Governance is to enhance the long-term economic value of the Company, sustainable return to its stakeholders i.e. the society at large by adopting best corporate practices in fair and transparent manner by aligning interest of the Company with that of its shareholders/other key stakeholders. Corporate Governance is not merely compliance and not simply creating checks and balances, it is an ongoing measure of superior delivery of Company's objects with a view to translate opportunities into reality. This, together with meaningful CSR activities and sustainable development policies followed by the Company, has enabled your Company to earn trust and goodwill of its investors, business partners, employees and the communities in which it operates. In so far as compliance with the requirements of the SEBI (Listing Obligations and Disclosure Requirements) Regulations, 2015 ('Listing Regulations') as amended in 2018 is concerned, your Company is in full compliance with the norms and disclosures that have to be made.

1.2 Governance Structure

JK's Governance structure broadly comprises the Board of Directors and the Committees of the Board at the apex level and the Management structure at the operational level. This layered structure brings about a harmonious blend in governance as the Board sets the overall corporate objectives and gives direction and freedom to the Management to achieve these corporate objectives within a given framework, thereby bringing about an enabling environment for value creation through sustainable profitable growth.

2. Board of Directors

The JK Board plays a pivotal role in ensuring that the Company runs on sound and that its resources are utilised for creating sustainable growth and societal wealth. The Board operates within the framework of a well-defined responsibility matrix which enables it to discharge its fiduciary duties of safeguarding the interest of the Company; ensuring fairness in the decision making process, integrity and transparency in the Company's dealing with its Members and other stakeholders.

Committee of Directors

With a view to have a more focused attention on various facets of business and for better accountability, the Board has constituted various committees viz. Audit Committee, Stakeholders' Relationship Committee, Nomination and Remuneration Committee, Corporate Social Responsibility Committee, Risk Management Committee and Committee of Directors. Each of these Committees has been mandated to operate within a given framework.

Management Structure

Management Structure for running the business of the Company as a whole is in place with appropriate delegation of powers and responsibilities. The Managing Director is in overall control and responsible for the day-to-day working of the Company. He gives strategic directions, lays down policy guidelines and ensures implementation of the decisions of the Board of Directors and its various Committees.

Board of Directors

(i) Composition of the Board

At J.K. Cement Ltd., the Board is headed by its Chairperson. The Independent Directors on the Board are experienced, competent and highly reputed persons from their respective fields. The Independent Directors take active part at the Board and Committee Meetings, which adds vision, strategic direction and value in the decision making process of the Board of Directors.

The composition of the Board of Directors is given herein below:

- Two Promoter, Executive, Non-Independent Director,
- One Non Promoter Executive Director
- Three Non-Executive, Non-Independent Directors,
- Seven Non-Executive, Independent Directors.

(ii) Attendance of each Director at the Board Meetings and last Annual General Meeting

The Board usually meets at least once a quarter to review the quarterly financial results and operations of your Company etc. In addition, the Board also meets as and when necessary to address specific issues relating to the business of your Company. During the financial year ended 31 March 2021 five Board Meetings were held on the following dates:

(1) 25.05.2020 (2) 17.06.2020 (3) 31.08.2020 (4) 09.11.2020 (5) 06.02.2021. The attendance of each Director at Board Meetings and at the last Annual General Meeting (AGM) was as under:

Sl. No.	Name of Director	No. of Board Meetings Attended	Attendance at last AGM
1	Mr. Yadupati Singhania (Demised on 13.08.2020)*	2	N.A.
2	Mr. Madhavkrishna Singhania	3	No
3	Dr. Raghavpat Singhania	3	NO
4	Mr. Ajay Kumar Saraogi	3	YES
5	Mr. A. Karati	5	YES
6	Mr. J.N. Godbole	5	YES
7	Dr. K.B. Agarwal	5	YES
8	Mr. K. N Khandelwal (Resigned on 17.06.2020)**	1	N.A.
9	Mr. Paul Heinz Hugentobler	5	YES
10	Mr. Suparas Bhandari	5	YES
11	Mrs. Sushila Devi Singhania	5	NO
12	Mrs. Deepa Gopalan Wadhwa	5	YES
13	Mr. Sudhir Jalan	5	YES
14	Mr. Saurabh Chandra	5	YES
15.	Mr. Ashok Sinha	5	YES
16.	Mrs. Kavita Y. Singhania (Resigned on 20.01.2021)***	NIL	N.A.

*Mr. Yadupati Singhania Demised on 13.08.2020

** Mr. K.N. Khandelwal resigned on 17.06. 2020

*** Mrs. Kavita Y. Singhania joined on 31.08.20 and resigned on 20.01.2021

(iii) The number of Directorships on the Board and Board Committees of other companies, of which the Directors are members / Chairman is given as under:

Sl. No	Name of Director	Category	Relationship Inter se Director AGM	No. of other Directorship	No. of Board committees (other than J.K. Cement Ltd.) In which		Name of Listed Company (ies) (other than J.K. Cement Ltd.)
					Chairman	Member	
1	Dr. Raghavpat Singhania, Managing Director	Executive, Non – Independent	Brother of Mr. Madhavkrishna Singhania	2	-	-	-
2	Mr. Madhavkrishna Singhania	Executive, Non – Independent	Brother of Dr. Raghavpat Singhania	4			
3	Mr. Ajay Kumar Saraogi	Executive, Non – Independent		4			
4	Mr. Achintya Karati	Non-Executive, Independent		6	4	4	1. Sangam (India) Ltd. 2. Jay Bharat Maruti Ltd. 3. Delton Cables Ltd. 4. Uflex Ltd. 5. Shyam Telecom Ltd.

Sl. No	Name of Director	Category	Relationship Inter se Director AGM	No. of other Directorship	No. of Board committees (other than J.K. Cement Ltd.) In which		Name of Listed Company (ies) (other than J.K. Cement Ltd.)
					Chairman	Member	
5	Mrs. Sushila Devi Singhania	Non-Executive, Non-Independent	Mother of Late Mr. Yadupati Singhania (Expired on 13.08.2020)	1	-	-	-
6	Mr. J. N. Godbole	Non-Executive, Independent		4	1	2	1. Emami Paper Mills Ltd. 2. Saurashtra Cement Ltd. 3. Kesar Terminals & Infrastructure Ltd.
7	Dr. K.B. Agarwal	Non-Executive, Independent		4	2	2	1. Key Corp Ltd. 2. Jaykay Enterprises Ltd.
8	Mr. Suparas Bhandari	Non-Executive, Independent		1	-	1	LT Foods Ltd.
9	Mr. Paul Heinz Hugentobler	Non-Executive, Non-Independent		1	-	-	-
10	Mrs. Deepa Gopalan Wadhwa	Non-Executive, Independent		6	-	1	1. JK Paper Limited 2. Bengal & Assam Company Limited 3. Mindtree Limited 4. Artemis Medicare Services Limited 5. NDR Auto Components Ltd.
11	Mr. Ashok Sinha	Non-Executive, Independent		6	5	--	1. Cipla Limited 2. The Tata Power Company Limited 3. Coastal Gujrat Power Ltd 4. Maithon Power Ltd 5. Air Asia India Ltd
12	Mr. Saurabh Chandra	Non-Executive, Independent		2	-	-	1. Multi Commodity Exchange of India Limited 2. Vacmet India Ltd.
13	Mr. Sudhir Jalan	Non-Executive, Non-Independent		6	-	-	-

@ Directorships on all public limited companies, whether listed or not, has been included and all other companies including private limited companies, foreign companies and companies under Section 8 of the Companies Act, 2013 has been excluded.

** Chairmanship/ Membership of the Audit Committee and the Stakeholders Relationship Committee has been considered.

Note: None of the Director is acting as Director in more than 10 Public Limited Companies or acts as an Independent Director in more than 7 Listed Companies. Further, none of the Director acts as a member of more than 10 committees or acts as a Chairman of more than 5 committees across all Public Limited Companies in which he is a Director.

(iv) Non-Executive Directors' Compensation and Disclosure

Apart from sitting fees paid to the Non-Executive Independent and Non-Independent Directors (except Managing Director and Dy. Managing Directors) for attending Board/ Committee meetings, Commission was paid during the year details of which are given separately in this report. Further, for the expert advisory/consultancy services rendered by Mr. Paul Heinz Hugentobler Director, Consultancy fee has been paid. Besides, no transaction has been made with Non-Executive Independent Directors vis-à- vis your Company.

(v) Other provisions as to Board and Committees

Your Company's Board plays a pivotal role in ensuring good governance and functioning of your Company. The Directors are professionals, have expertise in their respective functional areas and bring a wide range of skills and experience to the Board and their foresight helps in decision making process.

The Board has unfettered and complete access to any information with your Company. Members of the Board have complete freedom to express their views on agenda items and discussions at Board level are taken after due deliberations and full transparency. The Board provides direction and exercises appropriate control to ensure that your Company is managed in a manner that fulfills stakeholder's aspirations and societal expectations.

The matters placed before the Board as required under Listing Regulations inter alia includes:

A. Annual operating plans and budgets and any updates.

B. Capital budgets and any updates.

C. Quarterly results for the listed entity and its operating divisions or business segments.

D. Minutes of meetings of Audit Committee and other Committees of the Board of Directors.

E. The information on recruitment and remuneration of Senior Officers just below the level of Board of Directors, including appointment or removal of Chief Financial Officer, Chief Operating Officers and the Company Secretary.

F. Show cause, demand, prosecution notices and penalty notices, which are materially important.

G. Fatal or serious accidents, dangerous occurrences, any material effluent or pollution problems.

H. Any material default in financial obligations to and by the listed entity, or substantial non-payment for goods sold by the listed entity.

I. Any issue, which involves possible public or product liability claims of substantial nature, including any judgment or order which, may have passed strictures on the conduct of the listed entity or taken an adverse view regarding another enterprise that may have negative implications on the listed entity.

J. Details of any joint venture or collaboration agreement.

K. Transaction that involves substantial payment towards goodwill, brand equity, or intellectual property.

L. Significant labour problems and their proposed solutions. Any significant development in Human Resources/ Industrial Relations front like signing of wage agreement, implementation of Voluntary Retirement Scheme etc.

M. Sale of investments, subsidiaries, assets which are material in nature and not in normal course of business.

N. Quarterly details of foreign exchange exposures and the steps taken by management to limit the risks of adverse exchange rate movement, if material.

O. Non- compliance of any regulatory statutory or listing requirements and shareholders service such as non-payment of dividend, delay in share transfer etc.

Board Training and Induction

At the time of appointing Independent Director, a formal letter of appointment is given to him/ her, which inter alia explains the role, function, duties and responsibilities expected of him/her as a Director of the Company. The Director is also explained in detail the compliances required from him/her under the Companies Act, Regulation 25(7) of the Listing Regulations and other relevant regulations and his/her affirmation taken with respect to the same.

Meeting of Independent Directors

The Company's Independent Directors meet at least once in every financial year without the presence of Non-Independent Directors and management personnel inter alia to:

- Review the performance of Non- Independent Directors and the Board as a whole,

- Review the performance of the Managing Director of the Company, taking into account the views of Non-Executive Directors,
- Assess the quality, quantity and timeliness of flow of information between the Company's management and the Board that is necessary for the Board to effectively and reasonably perform their duties.

During the year under review, the Independent Directors met on 5.02.2021 without the presence of Non Independent Directors and management personnel to discuss the aforesaid issues.

Performance Evaluation of Independent Directors

The Board evaluates the performance of Independent Directors and recommends commission payable to them based on their commitment towards attending the meetings of the Board/Committees, contribution and attention to the affairs of the Company and their overall performance apart from sitting fees paid for each Board and Committee Meetings attended by them.

Familiarisation Program for Director

On appointment, the concerned Independent Director is issued a Letter of Appointment setting out in detail, the terms of appointment, duties, responsibilities and expected time commitments. Each newly appointed Independent Director is taken through an induction and familiarisation program including the presentation and interactive session with the Managing Director and other Functional Heads on the Company's manufacturing, marketing, finance and other important aspects. The Company Secretary briefs the Director about their legal and regulatory responsibilities as a Director. The program also includes visit to the plant to familiarise them with all facets of cement manufacturing. On the matters of specialised nature, the Company engages outside experts/consultants for presentation and discussion with the Board members.

Meeting, Agenda and Proceeding of Board Meeting

- **Agenda:** All the meetings are conducted as per well designed and structured agenda and in line with the compliance requirement under the Companies Act, 2013, Rules framed thereunder and applicable Secretarial Standards prescribed by ICSI. All the agenda items are backed by necessary supporting information and documents (except for the critical price sensitive information, which is circulated separately or placed at the meeting) to enable the Board to take informed decisions. Agenda also includes minutes of the earlier meetings. Additional agenda items in the form of "Other Business" are included with the permission of the Chairperson. Agenda papers are circulated seven days prior to the Meeting. In addition, for any business exigencies, the resolutions are passed by circulation and later placed at the subsequent Board/Committee Meeting for ratification/ approval.
- **Invitees & Proceedings:** Apart from the Board members, the Company Secretary is attending all Board Meetings. Chief Operating Officer(s), Business Head(s) are invited to attend the Board Meetings when required. Other senior management executives are invited as and when necessary, to provide additional inputs for the items being discussed by the Board. The CFO briefs on the quarterly and annual operating & financial performance and on annual operating & capex budget. The Managing Director, the DMD and CEO, the DMD and CFO and other senior executives briefs on capex proposals & progress, operational health & safety, marketing & cement industry scenario and other business issues. The Chairman of various Board Committees brief the Board on all the important matters discussed & decided at their respective committee meetings, which are generally held prior to the Board Meeting.
- **Post Meeting Action:** Post meetings, all important decisions taken at the meeting are communicated to the concerned officials and departments. Action Taken Report is prepared and reviewed periodically by the Managing Director, the DMD and CEO, the DMD and CFO & Company Secretary for the action taken/ pending to be taken.
- **Support and Role of Company Secretary:** The Company Secretary is responsible for convening the Board and Committee Meetings, preparation and distribution of Agenda and other documents and recording of the Minutes of the meetings. He acts as interface between the Board and Management and provides required assistance and assurance to the Board and the Management on compliance and governance aspects. Mr. Shambhu Singh, Company Secretary is the Compliance Officer for complying with the provisions of the Securities Laws.

Directors' Profile

The brief profile of each Director as at the year-end is given below:

Dr. Raghavpat Singhania, aged about 36 years, Managing Director (Graduate, Sheffield Hallam University, United Kingdom)

Dr. Raghavpat Singhania is a seasoned business leader with rich experience in the grey and white cement industry. He is also an avid researcher in the area of new building products and materials. He joined J.K. Cement Ltd. in the year 2007 as Special Executive and received training under industry stalwart Late Mr. Yadupati Singhania. Over the years he has learnt the ropes of the trade and spearheaded the business transformation journey of the Company. He has also been instrumental in charting out the Company's strategic roadmap, helping the Organisation to be future-ready. He is responsible for taking the vision and commitment of the Company forward by ensuring that its values and code of ethics are upheld at all times. Being conscious about the responsibilities owed to society, he believes that quality education & vocational training for the youth are an integral part of nation building. Some of the institutions that are giving shape to this vision include Yadupati Singhania Vocational Education Foundation, Sir Padampat Singhania University, LK Singhania Education Centre, LK Singhania Public School and LA Education Centre. Dr. Singhania attended the Executive Leadership Programme at INSEAD, Fontainebleau and is a graduate from Sheffield Hallam University, United Kingdom. He served as a member of the CII Delhi State Council, President of Rotary & is a trustee of many charitable trusts. He is also the Managing Director of J.K. Cement Works (Fujairah) FZC, which is a subsidiary of J.K. Cement Ltd. in the UAE.

Mr. Madhavkrishna Singhania aged about 32 years, Dy. Managing Director & CEO, (Bachelor's degree in Electrical & Computer Engineering from Carnegie Mellon University, USA & Diploma in Family Business Management from IMD Lausanne, Switzerland).

Mr. Madhavkrishna Singhania is a technocrat by qualification and training with rich experience in the cement industry encompassing various aspects of business including business strategy, manufacturing and technology enablement. Having a keen interest in technology and automation, he has led new capacity expansion projects that have doubled the grey cement manufacturing capacity from 7.5 MnTPA in 2010 to around 15 MnTPA in 2020. His ambitious expansion plans have seen the Company's footprint expand across the Country. With Mr. Singhania leading the Company's many technology and automation initiatives, J.K. Cement has won several awards and accolades in the areas of sustainability, safety, energy efficiency and green manufacturing. He has also been instrumental in setting up of the Company's maiden overseas plant in Fujairah, UAE, and is the Dy. MD of J.K. Cement Works (Fujairah) FZC. He has a Bachelor's degree in Electrical & Computer Engineering from Carnegie Mellon University, USA and also holds a Diploma in Family Business Management from IMD Lausanne, Switzerland. He is currently the Vice Chairman, CII Delhi State and on the CII Northern Region Council. He has held the position of the Chairman of Young Indians (Yi), Delhi Youth Wing of the Confederation of Indian Industry (CII) and is currently serving as the Sherpa for Yi at the G20 Young Entrepreneurs Alliance. He has served on the Board of Governors for National Council for Cement and Building Materials (NCCBM) and as the President of the Rotary Club of Kanpur Gaurav. He has also represented India in the Australia India Youth Dialogue between the two countries in 2018 and is currently on its steering committee.

Mr. Ajay Kumar Saraogi aged about 65 years, Deputy Managing Director & CFO (Bachelor of Arts (Honours) & Bachelor of Laws)

Mr. A.K. Saraogi has over 40 years of experience in the field of Finance and Commercial matters. He is overseeing from decades Finance and Commercial matters of the Company and has been part of the core Management Team. He holds a Bachelor of Arts (Honours) degree in Economics from Sriram College of Commerce, Delhi University and a Bachelor of Laws degree from Kanpur University, Kanpur. He has been associated with Cement Division over 40 years and part of Company's growth. He is Council member of Merchant Chamber of UP, Member of Board of Management of Sir Padampat Singhania University, Dr. Gaur Hari Singhania Institute of Management and Research, Managing Committee of LK Singhania Education Centre (Gotan, Rajasthan), Kailashpat Education Society (Nimbahera, Rajasthan), Dayanand Shiksha Sansthan, Dr. Virendra Swarup Education Centre, Member of Uttar Pradesh Cricket Association, Director of Yadu International Ltd. and Jaykaycem (Central) Ltd., Trustee of Shri Dwarikadheesh Temple Trust, Kamla Town Trust, J.K. Cement NBH Foundation, J.K. Cement Gotan Foundation and Kailashpat Singhania Sports Foundation.

Mrs. Sushila Devi Singhania aged about 84 years Non-Executive, Non- Independent Director (Graduate of Arts)

Mrs. Sushila Devi Singhania is a Non-executive, Non-independent Director of our Company. She has been functioning as a Director of our Company since 26 July 2014. She is Scion of renowned Jalan family representing Surajmall Nagarmall group, famous industrial house. She is also Director of Yadu International Limited. She is a member of managing committee of Seth Anandram Jaipuria School, Kanpur, President of Juari Devi Girls Inter College, Kanpur and President of Juari Devi Girls Post Graduate College, Kanpur. She is Chief Patron for Life of Merchants Chamber of Uttar Pradesh, Patron of Uttar Pradesh Cricket Association, Trustee of Shri Dwarikadheesh Temple Trust, Shri Radhakrishna Temple Trust, Kamla Town Trust, Shree Kamleshwar Ji Mahadeo Temple Trust, JK Charitable Trust. She has been actively associated with programs for welfare and upliftment of

economically weaker sections, children and women and also with religious activities.

Mr. Sudhir Jalan aged about 76 years Non-Executive, Non-Independent Director (Commerce Graduate and Master Degree in Business Administration)
Mr. Sudhir Jalan holds Bachelor's Degree in Commerce and Master's Degree in Business Administration. He is premier businessman with business interest in diversified fields. He has been acting as Chairman and Managing Director of Meenakshi Tea Co. Ltd. and Director in various Public Limited and Private Limited Companies including Chairman in three companies. He was President of All India Management Association (AIMA) and International Chamber of Commerce (ICC) India. He served on the Board of Indian Institute of Management, Kolkata. He presided over Federation of Indian Chamber of Commerce and Industry, apex body of ICC India. He is Honorary Consul General of Greece in Kolkata. He is also associated with a number of Charitable Institutions.

Mr. Achintya Karati aged about 75 years Non-Executive, Independent Director (Law Graduate from Calcutta University)
Mr. Achintya Karati holds a Bachelor's Degree in Law from the Calcutta University. He served as the country head of Government and Institutions, NCDEX and has also worked as senior advisor to ICICI Securities Limited, and with ICICI Prudential Life Insurance Company Limited. He retired as the country head, Government and Institutional Solutions Group, ICICI Bank Limited in March, 2004. During his association with ICICI Limited, he served in various capacities, including as the Deputy Zonal Manager (North) and Head of Major Client Group (North). He has been associated with our Company since 2005.

Mr. Jayant Narayan Godbole aged about 76 years Non-Executive, Independent Director (B.Tech (Hons) from IIT Mumbai and holds Certificate in Financial Management)
Mr. Jayant Narayan Godbole holds a Bachelor's Degree in Technology (Honors) from the Indian Institute of Technology, Mumbai and also holds a certificate in Financial Management. Possesses more than 4 decades rich experience in the field conceiving, implementing and operating mega projects abroad. He functioned as Chairman and Managing Director of IDBI in 2005 at the time of retirement. During his stints with IDBI and IIBI he was responsible for Corporate Finance, restructuring and rehabilitation of sick units, Venture capital, merchant banking and investors' relation and Chairman of an empowered group working on the stabilisation of the corporate debt restructuring mechanism in India

Dr. K. B. Agarwal aged about 82 years Non-Executive, Independent Director (Graduate of Law, PhD, ICWA and CS)
Dr. Krishna Behari Agarwal holds Post Graduate Degree in Commerce, Degree in Law and Ph.D. in Commerce. He is a Fellow of the Institute of Cost and Works Accountants of India and Institute of Company Secretaries of India. He is experienced in the fields of finance, accounts and capital markets. He has served Merchants' Chamber of Uttar Pradesh and Uttar Pradesh Stock Exchange Association Limited as their President. He has been a member of the Federation of Indian Chambers of Commerce and Industry and the Associated Chambers of Commerce & Industry of India.

Mr. Paul Heinz Hugentobler aged about 72 years Non-Executive, Non-Independent Director (Civil Engineer & Degree in Economic Science)
Mr. Paul Heinz Hugentobler is a Non-Executive, Non-Independent Director of our Company. He Joined Holcim Group Support Ltd as Project Manager in 1980. He was graduated in Civil Engineering from Swiss Federal Institute of Technology, Zurich and Economic Science from Graduate School of Economics and Business of St. Gallen. Served as Holcim Ltd Area Manager for the Asia Pacific Region.From 1999 to 2000, he also served as CEO of Siam City Cement (Public) Company Limited, headquartered in Bangkok, Thailand and till now he continues to be a Director. Until his retirement in February 2014, he was appointed as a member of the Executive Committee at Holcim Ltd with the responsibility for South Asia and ASEAN except the Philippines. He joined J.K. Cement Ltd as a Director w.e.f 17 May, 2014.

Mr. Suparas Bhandari aged about 75-years Non-Executive, Independent Director (Graduate of Science and Law)
Mr. Suparas Bhandari holds a Bachelor's degree in Science and a Bachelor's Degree in Law from the University of Jodhpur. He is the founder Chairman and Managing Director of Agriculture Insurance Company of India Limited and has served as the General Manager of Oriental Insurance Company of India Limited and as the Assistant General Manager of United India Insurance Company Limited.

Mrs. Deepa Gopalan Wadhwa aged about 65 years Non-Executive, Independent Director
Mrs. Deepa Gopalan Wadhwa, has 36 years of Indian Foreign Service (IFS) career behind her. She joined IFS in 1979 and retired in December, 2015. She has served in the Ministry of External Affairs, New Delhi, Indian Council for Cultural Relations and International Labour Organisation. She has served as Ambassador of India to Japan (from 2012-2015), Qatar (from 2009-2012) and Sweden (from 2005-2009). She was concurrently accredited as Ambassador to Latvia (from Stockholm) and Republic of the Marshall Islands (from Tokyo). During her career she has also held other significant assignments in Geneva, Hong Kong, China and the Netherlands in between 1981 to 1987 and 1989 to 1998 and in the Ministry of External Affairs from 1987-1989 and 1999-2005. Important issues and subjects handled by her are India's relations and strategic policies concerning Pakistan, China, the GCC, Japan, EU and the UN. In the context of the UN she has dealt specifically with issues of global significance such as Climate Change, Sustainable Development, Disarmament and Human Rights. In the context of India's economic priorities she has vast experience in the promotion of Indian interests in the areas of trade, technology, investment and energy security during her postings in Europe, the GCC and Japan. Mrs. Wadhwa is currently co-chair of the India-Japan Partnership Forum located in FICCI, Member Governing Council of the Institute of China Studies and serves as Independent Director on the Boards of a few companies.

Mr Saurabh Chandra aged about 66 Non-Executive, Independent Director (B.Tech from IIT, Kanpur)
Mr. Saurabh Chandra holds a Bachelor's Degree from the IIT, Kanpur (First with Distinction). He has retired as Secretary, Ministry of Petroleum and Natural Gas, Govt. of India and prior thereto he served as Secretary in the DIPP, Ministry of Commerce and Industry. Currently he is serving as Public Interest Director and Chairman of the Governing Board of Multi Commodity Exchange of India Limited and an Independent Director on the Boards of SBI Pension Funds Pvt. Ltd. and Vacmet India Limited. He possesses experience in formulation and implementation of policies in multiple areas and sectors, such as oil and gas, industry & manufacturing, foreign direct investment, intellectual property, and disinvestment including strategic sales. During his tenure as Secretary, DIPP major reforms were initiated in the FDI policy and intellectual policy regime, while implementation of the National Manufacturing Policy started in the right earnest. Deregulation of diesel prices, launching of PAHAL Scheme, Give Up campaign and work on the Hydrocarbon Exploration Licensing Policy, Discovered Small Fields Policy and the National Gas Grid were initiated during his tenure as Secretary, Petroleum.

Mr Ashok Sinha aged about 69 Non-Executive, Independent Director (B.Tech from IIT, Kanpur and PGDBM from the Indian Institute of Management (IIM), Bangalore)
Mr. Ashok Sinha holds Bachelor's Degree in Electrical Engineering from the Indian Institute of Technology (IIT), Kanpur (1973) and PGDBM from the Indian Institute of Management (IIM), Bangalore, with specialisation in Finance (1977). He has been conferred the Distinguished Alumnus Award from both IIT, Kanpur and IIM, Bangalore. He has a wealth of experience, competencies and expertise from his leadership journey as the Chairman and Managing Director of Bharat Petroleum Corporation Ltd. (BPCL), which is present across the entire value chain with activities covering exploration and production, refining and marketing oil and gas products. He spent 33 years in BPCL, where he served on the Board of BPCL for 15 years - first as Director (Finance) for 10 years from 1996 and then as its Chairman and Managing Director for 5 years from August 2005. He has been conferred with the India Chief Financial Officer Award 2001 for Information and Knowledge Management by the Economic Intelligence Unit (EIU) India and American Express. He received award from TMG (Technology Media Group) for Customer Management. Since 2011, he has served on the Boards of Petronet LNG Ltd., CMC Ltd. (erstwhile subsidiary of Tata Consultancy Services Ltd.), four subsidiaries of Vodafone India Ltd., Tata Advanced Systems Ltd., Tata Lockheed Martin Aerostructures, and Nova Integrated Systems. Currently, he is serving as Independent Director on the Board of Cipla Ltd., Coastal Gujrat Power Limited, Maithon Power Ltd., Air Asia India Ltd. and Tata Power Co. Ltd.

- It is confirmed that in the opinion of the Board, all the Independent Directors are in compliance with the provisions of the SEBI (Listing Obligations and Disclosure Requirements) Regulations, 2015 as amended from time to time and are Independent of the management.
- During the FY 2020- 21, Mr. K.N. Khandelwal, Non-executive Non-Independent Director has resigned from Directorship on 17.06.2020. Mrs. Kavita Y. Singhania has joined as an Additional Director on 31.8.20 and resigned on 20.01.2021. There were no material reason for their resignation other than personal reasons.

Skills/expertise/competence identified by the Board of Directors

Sr. No.	Name of Directors	Age	Category	Qualification	Experience/ Expertise
1	Dr. Raghavpat Singhania	36	Executive Non Independent Director	Graduate from Sheffield Hallam University	Rich experience in the grey and white cement industry.
2	Mr. Madhavkrishna Singhania	32	Executive Non Independent Director	Bachelor's degree in Electrical & Computer Engineering from Carnegie Mellon University, USA, Diploma in Family Business Management from IMD Lausanne, Switzerland	Rich experience in the cement industry encompassing various aspects of business including business strategy, manufacturing and technology enablement.
3	Mr. A.K. Saraogi	65	Executive Non Independent Director	Bachelor of Arts (Honours) Delhi University, Bachelor of Laws degree from Kanpur University	40 years of experience in the field of Finance and Commercial matters.
4	Dr K.B. Agarwal	82	Non-Executive Independent Director	Graduate of LAW, PhD, ICWA and CS	Vast experience in the field of finance, accounts and Capital Markets.
5	Mr. Paul H. Hugentobler	72	Non-Executive Non-Independent Director	Graduated in Civil Engineering from Swiss Federal Institute of Technology, Degree in Economic Science from the Graduate School of Economics and Business of St. Gallen.	Experience of Cement Industry.
6	Mrs. Sushila Devi Singhania	85	Non-Executive Non-Independent Director	Graduate of Arts	Business and Philanthropy
7	Mr. Achintya Karati	75	Non-Executive Independent Director	Graduate of Law	Vast experience in the field of banking and finance.
8	Mr. Suparas Bhandari	75	Non-Executive Independent Director	Bachelor degree in Science and Bachelor degree in Law.	Vast experience in Insurance sector.
9	Mr. J.N Godbole	76	Non-Executive Independent Director	B.Tech from IIT, Mumbai and hold certificate in Financial Management	Experience in Finance and Technology
10	Mrs. Deepa Gopalan Wadhwa	65	Non-Executive Independent Director	Rtd. IFS	Vast Experience in Indian Foreign Service (IFS)
11	Mr. Saurabh Chandra	66	Non-Executive Independent Director	B.Tech from the IIT,Kanpur, retired as Secretary, Ministry of Petroleum and Natural Gas, Govt. of India	experience in formulation and implementation of policies in multiple areas and sectors, such as oil and gas, industry & manufacturing, FDI, intellectual property, and disinvestment including strategic sales
12	Mr. Ashok Sinha	69	Non-Executive Independent Director	B.Tech. degree in Electrical Engineering,(IIT) Kanpur and PGDBM (IIM), Bangalore, with specialisation in Finance	experience, expertise from his leadership journey as the Chairman and M.D. of Bharat Petroleum Corporation Ltd. (BPCL)
13	Mr. Sudhir Jalan	76	Non-Executive Non-Independent Director	Commerce Graduate and Master in Business Administration	Business

3. Audit Committee

(i) Board Terms of Reference

The Audit Committee reviews the matters falling in its terms of reference and addresses larger issues and examines those facts that could be of vital concerns to the Company. The Audit Committee has a Charter in place. The terms of reference of the Audit Committee constituted by the Board in terms of Section 177 of the Companies Act, 2013 and the Corporate Governance Code as prescribed under Listing Regulations, which broadly includes matters pertaining to adequacy of internal control systems, review of financial reporting process, discussion of financial results, interaction with auditors, appointment and remuneration of auditors, adequacy of disclosures and other relevant matters. The role of the audit committee shall include the following:

1. oversight of the listed entity's financial reporting process and the disclosure of its financial information to ensure that the financial statement is correct, sufficient and credible;
2. recommendation for appointment, remuneration and terms of appointment of auditors of the listed entity;
3. approval of payment to statutory auditors for any other services rendered by the statutory auditors;
4. reviewing with the management, the annual financial statements and auditor's report thereon before submission to the Board for Approval, with particular reference to:
   a. matters required to be included in the director's responsibility statement to be included in the Board's Report in terms of sub-section (5) of Section 134 of the Companies Act, 2013;
   b. changes if any, in accounting policies and practices and reasons for the same;
   c. major accounting entries involving estimates based on the exercise of judgment by management;
   d. significant adjustments made in the financial statements arising out of audit findings;
   e. compliance with listing and other legal requirements relating to financial statements;
   f. disclosure of any related party transactions;
   g. modified opinion (s) in the draft audit report;
5. reviewing with the management, the quarterly financial statements before submission to the board for approval;
6. reviewing with the management, the statement of uses / application of funds raised through an issue (public issue, rights issue, preferential issue, NCD etc.), the statement of funds utilised for purposes other than those stated in the offer document / prospectus / notice / Information Memorandum and the report submitted by the monitoring agency monitoring the utilisation of proceeds of a public or rights issue and making appropriate recommendations to the board to take up steps in this matter;
7. reviewing and monitoring the auditor's independence and performance and effectiveness of audit process;
8. approval or any subsequent modification of transactions of the listed entity with related parties;
9. scrutiny of inter- corporate loans and investments;
10. valuation of undertakings or assets of the listed entity, wherever it is necessary;
11. evaluation of internal financial control and risk management systems;
12. reviewing with the management, performance of statutory and internal auditors, adequacy of the internal control systems;
13. reviewing the adequacy of internal audit function, if any, including the structure of the internal audit department, staffing and seniority of the official heading the department, reporting structure coverage and frequency of internal audit;
14. discussion with internal auditors of any significant findings and follow up there on;
15. reviewing the findings of any internal investigations by the internal auditors into matters where there is suspected fraud or irregularity or a failure of internal control systems of a material nature and reporting the matter to the board;
16. discussion with statutory auditors before the audit commences, about the nature and scope of audit as well as post-audit discussion to ascertain any area of concern;
17. to look into the reasons for substantial defaults in the payment to the depositors, debenture holders, shareholders (in case of non-payment of declared dividends) and creditors;

18. to review the functioning of the whistle blower mechanism;
19. approval of appointment of chief financial officer after assessing the qualifications, experience and background etc. of the candidate;
20. Carrying out any other function as is mentioned in the terms of reference of the audit committee.

(ii) The audit committee shall mandatorily review the following information

1. management discussion and analysis of financial condition and results of operations;
2. statement of significant related party transactions (as defined by the audit committee), submitted by management;
3. management letters/ letters of internal control weaknesses issued by the statutory auditors;
4. internal audit reports relating to internal control weaknesses;
5. the appointment, removal and terms of remuneration of the internal auditor shall be subject to review by the audit committee.
6. statement of deviations:
   a. quarterly statement of deviation (s) including report of monitoring agency, if applicable, submitted to stock exchange(s) in terms of Regulation 32(1).
   b. annual statement of funds utilised for purposes other than those stated in the offer document/ prospectus/ notice in terms of Regulation 32(7).

(iii) Composition of the Committee

Following Directors were the members of the Audit Committee:

i. Dr. K.B. Agarwal (Chairman) Independent, Non-Executive Director

ii. Mr. A. Karati, Independent, Non- Executive Director

iii. Mr. J.N. Godbole, Independent Non-Executive Director

iv. Mr. Ashok Sinha , Independent, Non-Executive Director

v. Mr. Sudhir Jalan, Non Independent, Non-Executive Director (resigned w.e.f. 9.11.2020)

vi. Mr. Saurabh Chandra. Independent, Non-Executive Director (joined w.e.f. 9.11.2020)

All these Directors possess knowledge of Corporate Finance/ Accounts/ Company Law/ Industry. Mr. A.K. Saraogi, Dy. Managing Director and Chief Financial Officer regularly attends the meetings and Mr. Shambhu Singh, Company Secretary acts as Secretary of the Committee. The Statutory Auditors and Internal Auditors of the Company attend the meetings as Special Invitees. All the Members on the Audit Committee have the requisite qualification for appointment on the Committee and possess sound knowledge of finance, accounting practices and internal controls.

(iv) Meetings and Attendance

During the financial year ended 31 March 2021 four meetings were held on (1) 17 June 2020 (2) 31 August 2020 (3) 9 November 2020 (4) 6 February 2021

The attendance at the Committee Meetings was as under:

Sl. No.	Name of Director	No. of Meetings Attended
1	Dr. K.B. Agarwal	4
2	Mr. Ashok Sinha	4
3	Mr. Achintya Karati	4
4	Mr. J.N. Godbole	4
5	Mr. Sudhir Jalan (resigned w.e.f. 9.11.2020)	2
6	Mr. Saurabh Chandra (joined w.e.f. 9.11.2020)	1

4. Nomination and Remunaration Committee

Nomination and Remuneration Committee of the Company has been functioning in pursuance of the provisions of Regulation 19 of the Listing Regulations read with Section 178 of the Companies Act, 2013 and Charter framed by the Company.

(i) Role of the Committee shall, inter-alia, include the following:

1. formulation of the criteria for determining qualifications, positive attributes and independence of a director and recommend to the board of directors a policy relating to the remuneration of the directors, key managerial personnel and other employees;
2. formulation of criteria for evaluation of performance of independent directors and the board of directors;
3. devising a policy on diversity of board of directors;
4. identifying persons who are qualified to become directors and who may be appointed in senior management in accordance with the criteria laid down and recommend to the board of directors their appointment and removal;
5. whether to extend or continue the term of appointment of the independent director, on the basis of the report of performance evaluation of independent directors;
6. To consider and recommend to the Board of Directors the remuneration of KMPs and SMPs.

(ii) Composition of the Committee

Remuneration Committee of the Company as on 31 March 2021 comprised of:

i. Mr. A. Karati : Independent, Non-Executive Director

ii. Mr. J.N. Godbole: Independent, Non-Executive Director

iii. Mr. Suparas Bhandari: Independent, Non-Executive Director - Chairman

iv. Mr. Sudhir Jalan: Non- Independent, Non-Executive Director (w.e.f. 16.06.2020)

v. Mr. Shambhu Singh, Company Secretary acts as Secretary of the Committee

(iii) Meetings and Attendance

During the financial year ended 31 March 2021, three meetings were held on 16 June 2020, 31 August 2020 and 9 November 2020.

Sl. No.	Name of Director	No. of Meetings Attended
1	Mr. Sudhir Jalan (joined w.e.f. 16.06.2020) – Member	2
2	Mr. Achintya Karati – Member	3
3	Mr. J.N. Godbole – Member	3
4	Mr. Suparas Bhandari - Chairman	3

(iv) Nomination and Remuneration Policy:

The Company's remuneration policy is based on the principles of (i) pay for responsibility (ii) pay for performance and potential and (iii) pay for growth. Keeping in view the above, the Nomination and Remuneration Committee is vested with all the necessary powers and authorities to ensure appropriate disclosure on remuneration to the Chairman and Managing Director including details of fixed components and performance linked incentives. As for the Non-executive Directors, their appointment on the Board is for the benefit of the Company due to their vast professional expertise in their individual capacity. The Company suitably remunerates them by paying sitting fee for attending the meetings of the Board and various committees of the Board and commission on profit.

Sl. No.	Name of Director	No. of Shares held
1	Mrs. Sushila Devi Singhania	33,35,957
2	Dr. Raghavpat Singhania	2,50,210
3	Mr. Madhavkrishna Singhania	2,50,210
4	Mr. Ajay Kumar Saraogi	3,340
5	Mr. Achintya Karati	640
6	Dr. K.B. Agarwal	300
7	Mr. Ashok Sinha	10

Details Remuneration paid to the Directors for the year ended 31 March 2021

in ₹

Sl. No.	Name of Director	Salary & Perquisites	Performance incentives	Commission	Sitting Fee	Total
1	Mrs. Sushila Devi Singhania		--	25,00,000	3,75,000	28,75,000
2	Dr. Raghavpat Singhania*	2,50,26,000	36,32,000	6,00,00,000	-	8,86,58,000
3	Mr. Madhavkrishna Singhania*	1,82,76,000	27,11,000	6,00,00,000	-	8,09,87,000
4	Mr. Ajay Kumar Saraogi*	3,74,85,000	34,35,000	3,00,00,000	-	7,09,20,000
5	Mr. A. Karati		--	10,00,000	4,50,000	14,50,000
6	Mr. J.N. Godbole		--	10,00,000	5,50,000	15,50,000
7	Dr. K.B. Agarwal		--	10,00,000	7,75,000	17,75,000
8	Mr. Suparas Bhandari		--	10,00,000	5,00,000	15,00,000
9	Mr. Paul Heinz Hugentobler**		--	10,00,000	2,50,000	12,50,000
10	Mr. Sudhir Jalan		--	10,00,000	3,50,000	13,50,000
11	Mrs. Deepa Gopalan Wadhwa		--	10,00,000	4,25,000	14,25,000
12	Mr. Saurabh Chandra		--	10,00,000	4,50,000	14,50,000
13	Mr. Ashok Sinha		--	10,00,000	3,75,000	13,75,000
14	Mr. K.N. Khandelwal (till 17.6.2020)		--	--	75,000	75,000

* Benefits include payment of contribution to Provident Fund and superannuation fund, which is exempted perquisite under applicable provisions of the Companies Act, 2013

**US $ 150,000 equivalent to ₹ 1,10,49,529 paid in professional capacity.

5. Stakeholders' Relationship Committee - Mandatory Committee

Stakeholders Relationship Committee of the Company has been functioning in pursuance of the provisions of Regulation 20 of the Listing Regulations read with Section 178 of the Companies Act, 2013 and Charter framed by the Company.

The terms of reference of the Committee are:

1. Transfer/transmission of shares/ debentures and such other securities as may be issued by the Company from time to time;
2. Issue of duplicate share certificates for shares/ debentures and other securities reported lost, defaced or destroyed, as per the laid down procedure;
3. Issue new certificates against subdivision of shares, renewal, split or consolidation of share certificates/ certificates relating to other securities;
4. Issue and allot right shares/ bonus shares pursuant to a Rights Issue/ Bonus Issue made by the Company, subject to such approvals as may be required;
5. To grant Employee Stock Options pursuant to approved Employees' Stock Option Scheme(s), and to allot shares pursuant to options exercised;
6. To issue and allot debentures, bonds and other securities, subject to such approvals as may be required;
7. To approve and monitor dematerialisation of shares / debentures / other securities and all matters incidental or related thereto;
8. To authorise the Company Secretary and Head Compliance/ other Officers of the Share Department to attend to matters relating to non-receipt of annual reports, notices, non-receipt of declared dividend / interest, change of address for correspondence etc. and to monitor action taken;
9. Monitoring expeditious redressal of investors / stakeholders grievances;
10. All other matters incidental or related to shares, debentures and other securities of the Company.

(i) Composition

The Committee as on 31 March 2021 comprises of:

1. Dr. K.B. Agarwal (Chairman): Independent, Non-Executive Director
2. Mr. Suparas Bhandari: Independent, Non-Executive Director
3. Dr. Raghavpat Singhania: Non-Independent, Executive Director
4. Mr. Saurabh Chandra: Independent, Non-Executive Director
5. Mrs. Deepa Gopalan Wadhwa: Independent, Non-Executive Director
6. Mr. Shambhu Singh: Company Secretary acts as Secretary of the Committee

(ii) Functions

The Committee specifically looks into redressal of shareholders' and investors' complaints such as transfer/ Transmission of shares, non-receipts of shares, non-receipt of dividend declared, annual reports and to ensure expeditious share transfer/ Transmmission process and to review the status of investors' grievances, redressal mechanism and recommend measures to improve the level of investors' services. The Company received 16 investor grievances during the FY 2020-21 and all the 16 grievances were redressed. No investor grievance has remained unattended/ pending for more than thirty days. Investor's complaints received through SEBI are redressed at www.scores.gov.in. However, 10 requests for dematerialisation involving 189 equity shares of the Company received as at 31.03.2021 was attended/ disposed of within stipulated period of 30 days.

(iii) Meeting and Attendance

During the financial year ended 31 March 2021 four meetings were held on (1) 16 June 2020 (2) 31 August 2020 (3) 9 November 2020 (4) 5 February 2021 The attendance at the above Meetings was as under:

Sl. No.	Name of Director	No. of Meetings Attended
1	Dr. K.B. Agarwal	4
2	Dr. Raghavpat Singhania	3
3	Mr. Saurabh Chandra	4
4	Mr. Suparas Bhandari	4
5	Mrs. Deepa Gopalan Wadhwa	4

6. Corporate Social Responsibility Committee - Mandatory Committee

Corporate Social Responsibility Committee of the Company has been functioning in pursuance of the provisions of Section 135 of the Companies Act, 2013 and Charter framed by the Company

(i) Composition of the Committee:

Sl. No.	Name of Director	Designation of The Director
1	Mrs. Sushila Devi Singhania	Non-Executive, Non-Independent Director
2	Dr. K.B. Agarwal	Non-Executive, Independent Director
3	Mr. J.N. Godbole	Non-Executive, Independent Director
4	Mr. Suparas Bhandari	Non-Executive, Independent Director

The Committee's prime responsibility is to assist the Board in discharging its social responsibilities by way of formulating and monitoring implementation of the framework of 'corporate social responsibility policy', observe practices of Corporate Governance at all levels, and to suggest remedial measures wherever necessary The Board has also empowered the Committee to look into matters related to sustainability and overall governance.

Terms of Reference of the Committee inter alia, includes the following:

- To review the existing CSR Policy and to make it more comprehensive so as to indicate the activities to be more undertaken by the Company as specified in Schedule VII of the Companies Act, 2013.
- To provide guidance on various CSR activities to be undertaken by the Company and to monitor process.
- To observe practices of corporate Governance at all levels and to suggest remedial measures wherever necessary.

(ii) CSR committee attendance

Two CSR committee meetings were held during the year on (1) 16 June 2020 and (2) 9 November 2020

Sl. No.	Name of Director	No. of Meetings Attended
1	Mrs. Sushila Devi Singhania	NIL
2	Dr. K.B. Agarwal	2
3	Mr. J.N. Godbole	2
4	Mr. Suparas Bhandari	2

7. Risk Management Committee

The provisions of Regulation 21(5) of SEBI (Listing Obligations and Disclosure Requirements) (Amendment) Regulations, 2018 become applicable to the Company w.e.f. 1.04.2019. Accordingly, the Board of Directors of the Company constituted Risk Management Committee with the following composition, framed Risk Management Policy and Charter for Risk Management Committee. Two meetings of Risk Management Committee has been held on 16.06.2020 and 5.02.2021 in which all Members were present

(i) Composition of Risk Management Committee

Sl. No.	Name of Director	Designation of The Director
1	Dr. K.B. Agarwal	Non-Executive, Independent Director
2	Mr. J.N. Godbole	Non-Executive, Independent Director
3	Mr. Saurabh Chandra	Non-Executive, Independent Director
4	Mrs. Deepa Gopalan Wadhwa	Non-Executive, Independent Director
5	Mr. Madhavkrishna Singhania	Executive, Non Independent Director

(ii) Role and Responsibility of Committee shall inter-alia includes the following:

- To access the company's risk profile and key areas of risk
- To examine and determine the sufficiency of Internal Control Processes for reporting on and managing key risk areas.
- To recommend the Board acceptable level of risk.
- To access the cyber security and risk involved therein.
- To report the trends on the company's risk profile, report on specific risk and the status of the risk management process.
- To oversee the formal review activities associated with effectiveness of risk management and internal control system.
- To review and assess the nature, role, responsibility and authority of the risk management function.
- To review process & procedure to ensure the effectiveness of internal systems of control in guiding the decision making.
- Provide an independent and objective oversight and view of the information presented by the management.

- To review the risk bearing capacity of the company in light of its reserve, insurance coverage, guarantee funds or other such financial structures.
- Board shall review the performance of the risk management committee annually.

8. MD/CFO Certification

The Managing Director and the Dy. Managing Director and CFO have certified to the Board, inter-alia the accuracy of financial statements and adequacy of Internal Controls for the financial reporting purpose as required under Listing Regulations, for the year ended 31.03.2021.

Dates, time and places of last three Annual General Meetings held are given below:

Financial Year	Date	Time	Place
2017-18 (AGM)	28 July 2018	11.30 PM	Auditorium of the Merchants Chamber of U.P. Kanpur
2018-19 (AGM)	3 August 2019	11 AM	Auditorium of the Merchants Chamber of U.P. Kanpur
2019-20 (AGM)	14 August 2020	12 Noon	Through video conferencing/Other Audio Visual Means (OAVM).

Two special resolutions were passed in the Annual General Meeting of the Company held on 28 July 2018. Twelve special resolutions were passed in the Annual General Meeting of the Company held on 3 August 2019. Five special resolutions were passed in the Annual General Meeting of the Company held on 14 August 2020. There were no matters required to be dealt/passed by the Company through postal ballot, in any of the aforesaid meetings, as required under the provisions of Section 110 of the Companies Act, 2013. The Chairman of the Audit Committee was present at AGMs held on, 28 July 2018, 3 August 2019 and 14 August 2020 to answer the queries of the shareholders.

Special resolutions passed through Postal Ballot during 2020-21:-

1. Appointment and Re-Designation of Dr. Raghavpat Singhania (DIN 02426556) from Executive Director (Corporate & White Cement) to Managing Director of the Company

Brief Voting details for above Special Resolution:

Particulars	No. of Members who voted electronically	Total No. of votes cast	% of Total votes cast to Paid-up Equity Share Capital	% of votes cast to Total votes cast
A. The Members who voted with Assent (Favour) for the Resolution	318	6,01,33,018	77.82	99.70
B. The members who voted with Dissent (Against) for the Resolution	19	1,81,891	0.23	0.30
TOTAL (A+B)	**337**	**6,03,14,909**	**78.05**	**100**

Result: As the votes cast by the members in favour of the resolution are more than three times of votes cast against the resolution, the resolution has been passed as a "special resolution" within a meaning of section 114(2) of the Companies Act 2013

2. Appointment and Re-Designation of Mr. Madhavkrishna Singhania (DIN:07022433) from Executive Director (Grey Cement) to Deputy Managing Director and Chief Executive Officer of the Company

Brief Voting details for above Special Resolution:

Particulars	No. of Members who voted electronically	Total No. of votes cast	% of Total votes cast to Paid-up Equity Share Capital	% of votes cast to Total votes cast
A. The Members who voted with Assent (Favour) for the Resolution	318	6,01,33,018	77.82	99.70
B. The members who voted with Dissent (Against) for the Resolution	19	1,81,891	0.23	0.30
Total (A+B)	**337**	**6,03,14,909**	**78.05**	**100**

Result: As the votes cast by the members in favour of the resolution are more than three times of votes cast against the resolution, the resolution has been passed as a "special resolution" within a meaning of section 114(2) of the Companies Act 2013

3. Appointment and Re-Designation of Mr. Ajay Kumar Saraogi (DIN: 00130805) from Executive Director and Chief Financial Officer to Deputy Managing Director and Chief Financial Officer of the Company

Brief Voting details for above Special Resolution:

Particulars	No. of Members who voted electronically	Total No. of votes cast	% of Total votes cast to Paid-up Equity Share Capital	% of votes cast to Total votes cast
A. The Members who voted with Assent (Favour) for the Resolution	316	6,01,55,456	77.85	99.70
B. The members who voted with Dissent (Against) for the Resolution	21	1,81,913	0.23	0.30
Total (A+B)	**337**	**6,03,37,369**	**78.08**	**100**

Result: As the votes cast by the members in favour of the resolution are more than three times of votes cast against the resolution, the resolution has been passed as a "special resolution" within a meaning of section 114(2) of the Companies Act 2013

Procedure for Postal Ballot:

In compliance with Sections 108 and 110 and other applicable provisions of the Companies Act, 2013, read with the related Rules, the Company provides electronic voting (e-voting) facility to all its members. The Company avails the services of CDSL for the purpose of providing e-voting facility to all its members. The members have the option to vote through e-voting.

The Company in terms of MCA and SEBI directives dispatches the postal ballot notices and forms to its members whose names appear on the register of members / list of beneficiaries as on a cut-off date. The postal ballot notice is sent to members in electronic form to the email addresses registered with their depository participants (in case of electronic shareholding)/the Company's registrar and share transfer agents (in case of physical shareholding). The Company also publishes a notice in the newspaper declaring the details of completion of dispatch and other requirements as mandated under the Act and applicable Rules.

Voting rights are reckoned on the paid-up value of the shares registered in the names of the members as on the cut-off date. Members desiring to exercise their votes by electronic mode are to vote before close of business hours on the last date of e-voting.

The scrutiniser submits his report to the Chairman/ Company Secretary, after the completion of scrutiny, and the consolidated results of the voting by postal ballot are then announced by the Chairman / authorised officer. The results are also displayed on the Company website, www.jkcement.com besides being communicated to the stock exchanges, depository and registrar and share transfer agent.

The last date for e-voting shall be the date on which the resolution would be deemed to have been passed, if approved by the requisite majority.

The Company successfully completed the process of obtaining approval of its shareholders for special resolutions on the items detailed above through a postal ballot.

Person who conducted the postal ballot exercise:

Mr. S.K. Gupta, Practicing Company Secretary (FCS No -2589 and CP No.1920) appointed to act as the Scrutiniser and Ms. Divya Saxena, Practicing Company Secretary (FCS No.-5639 and CP No.5352) as Alternate Scrutiniser for conducting the Postal Ballot (physical & e-voting) process in a fair and transparent manner.

Disclosures regarding appointment or reappointment of Directors

According to the provisions of Companies Act, 2013 read with Articles of Association of the Company one Non-Executive, Non-Independent Director Mr. Paul Heinz Hugentobler will be retiring by rotation at the ensuing Annual General Meeting of the Company and being eligible offers himself for re-election. Given below is the brief resume of Mr. Paul Heinz Hugentobler pursuant to the listing regulations:

A Swiss national, he Joined Holcim Group Support Ltd as Project Manager in 1980. He was graduated in Civil Engineering from Swiss Federal Institute of Technology, Zurich and Economic Science from Graduate School of Economics and Business of St. Gallen. Served as Holcim Ltd Area Manager for the Asia Pacific Region. From 1999 to 2000, he also served as CEO of Siam City Cement (Public) Company Limited, headquartered in Bangkok, Thailand and till now he continues to be

a Director. Until his retirement in February 2014, he was appointed as a member of the Executive Committee at Holcim Ltd with the responsibility for South Asia and ASEAN except the Philippines. He joined J.K. Cement Ltd as a Director w.e.f 17 May 2014.

Code of Conduct

The Board of Directors has already adopted the Code of Ethics & Business Conduct for the Directors and Senior Management Personnel. This Code is a comprehensive code applicable to Executive as well as Non-Executive Directors and members of the Senior Management. A copy of the Code has been hosted on the Company's website www.jkcement.com. The Code has been circulated to all the members of the Board and Senior Management Personnel and compliance of the same has been affirmed by them hereinafter.

9. Means of Communticioans

The Annual, Half yearly and Quarterly results are submitted to the Stock Exchange(s) in accordance with Listing Regulations and the same are normally published in Business Standard, Economic Times, Nav Bharat Times, Hindustan, Times of India and Nafa Nuksan newspapers. Management Discussion and Analysis forms part of Annual Report, which is posted to the Shareholders of the Company.

All vital information relating to the Company and its performance, including quarterly results etc. are simultaneously posted on Company's website www.jkcement.com. Further, Shareholding pattern and quarterly corporate governance report is uploaded on the NSE Electronic Application Processing System (NEAPS) maintained by NSE and www.listing.bseindia.com maintained by BSE.

Prevention of insider Trading In accordance with the Securities and Exchange Board of India (Prohibition of Insider Trading) Regulations, a comprehensive code of conduct for prevention and regulation of trading in the Company's share by insiders is in vogue. The Code prohibits the purchase or sale of Company shares by the Directors and the designated employees while in possession of unpublished price sensitive information in relation to the company.

10. General Shareholders Information

i) Annual General Meeting

Date, Time & Venue — 14 August 2021 at 11 A.M. via. CDSL's VC/OAVM platform. Details mentioned in the AGM Notice

ii) Financial Year

a)	First Quarter Result	Within 45 days from the close of Quarter Ending June, 2021
b)	Second Quarter Result	Within 45 days from the close of Quarter Ending September, 2021
c)	Third Quarter Result	Within 45 days from the close of Quarter Ending December, 2021
d)	Result for the Year ending 31 March 2022	Within 60 days from the close of Quarter/ Year Ending March, 2022

(iii) Date of Book Closure

Thursday the 5 August 2021 to Saturday the 14 August 2021 (both day inclusive).

(iv) Dividend payment date

The Board of Directors of the Company has recommended a dividend of ₹ 15 (150%) for the year 2020-21 which shall be payable on or after 14 August 2021

Dividend Policy

The Company has been declaring/paying dividend every year since 2005-06 consistently. It is maintaining a payout of 20% to 25% of Net Profit as Dividend.

(v) Listing on Stock Exchanges

The equity shares of the Company are listed with the BSE Ltd. and National Stock Exchange of India Ltd. and the listing fees has been duly and timely paid to both the Stock Exchanges for 2020-21.

(vi) Stock Code

BSE 532644 NSE JKCEMENT
ISIN NUMBER INE823G01014

(vii) Market Price Data

Stock Market Data (BSE) & Sensex

Month	BSE High	BSE Low	BSE Sensex High	BSE Sensex Low
April, 2020	1200.00	904.00	33887.25	27500.79
May, 2020	1198.00	1041.55	32845.48	29968.45
June, 2020	1445.30	1118.25	35706.55	32348.10
July, 2020	1569.80	1373.30	38617.03	34927.20
August, 2020	1613.00	1448.00	40010.17	36911.23
September, 2020	1606.00	1412.30	39359.51	36495.98
October, 2020	1974.90	1511.15	41048.05	38410.20
November, 2020	2063.75	1774.25	44825.37	39334.92
December, 2020	2240.15	1851.00	47896.97	44118.10
January, 2021	2381.65	1906.90	50184.01	46160.46
February, 2021	2917.10	2089.15	52516.76	46433.65
March, 2021	3025.00	2622.05	51821.84	48236.35

Stock Market Data (NSE) & Nifty

Month	NSE High	NSE Low	NSE Nifty 50 High	NSE Nifty 50 Low
April, 2020	1178.00	900.00	9889.05	8055.80
May, 2020	1181.00	1040.65	9598.85	8806.75
June, 2020	1444.40	1111.25	10553.15	9544.35
July, 2020	1568.00	1370.00	11341.40	10299.60
August, 2020	1615.00	1446.55	11794.25	10882.25
September, 2020	1608.85	1414.00	11618.10	10790.20
October, 2020	1974.00	1517.00	12025.45	11347.05
November, 2020	2067.95	1775.00	13145.85	11557.40
December, 2020	2235.00	1850.00	14024.85	12962.80
January, 2021	2385.40	1906.05	14753.55	13596.75
February, 2021	2915.00	2090.10	15431.75	13661.75
March, 2021	3025.00	2621.55	15336.30	14264.40

(viii) Registrar and Share Transfer Agent

M/S Jaykay Enterprises Ltd is acting as Registrar and Share Transfer Agent of the Company for Physical and Demat Segment, Under Common Agency Concept of SEBI. Their address for communication is as under:-

M/s Jaykay Enterprises Ltd, (Unit: J.K. Cement Ltd) Kamla Tower, Kanpur- 208 001
Telephone: (0512) 2371478-81, Ext: 18322/18323
Fax (0512) 2397146,
Email: jkshr@jaykayenterprises.com,
Prabhat.mishra@jaykayenterprises.com, rc.srivastava@jkcement.com

(ix) Share Transfer System

Share Transfer work of physical segment is attended to by the Company's Registrar and Share Transfer Agent within the prescribed period under law and the Listing Regulations.

All share transfer etc. are approved/ratified by a Committee of Directors, which meets periodically.

(x) Distribution of Shareholding as on 31 March, 2021

No. of Equity Share Held	No. of Share Holders	% of Share Holders	No. of Shares Held	% of Share Holdings
UP TO 500	68342	98.70	1989084	2.58
501 TO 1000	420	0.61	300796	0.39
1001 TO 2000	146	0.21	219700	0.28
2001 TO 3000	44	0.06	111790	0.14
3001 TO 4000	30	0.04	108181	0.14
4001 TO 5000	21	0.03	95823	0.12
5001 TO 10000	56	0.08	400656	0.52
10001 AND ABOVE	181	0.27	74042221	95.83
TOTAL	**69240**	**100.00**	**77268251**	**100.00**

(xi) Category of Shareholders as on 31 March, 2021

Category	No. of Share holders	% of Share holders	No. of Shares Held	% of Share holding
Promoters and Promoter group	24	00.04	44546579	57.65
Mutual Funds / UTI	111	00.16	14571381	18.85
Financial Institutions / Banks	0	0	0	0
Insurance Companies	52	00.08	4627	00.05
Foreign Institutional Investors	21	00.03	1322687	01.71
Foreign Portfolio Investors Corp.	16	00.02	40836	00.05
Bodies Corporate	163	00.23	13029226	16.86
Bodies Corporate	457	00.66	568340	00.73
Individuals	65056	93.96	2644807	03.41
Other	3340	04.82	539768	00.69
TOTAL	**69240**	**100.00**	**77268251**	**100.00**

(xii) Dematerialisation of Shares

*77001629 Equity shares representing 99.65 % of the paid-up equity capital of the company have been dematerialised till 31.03.2021 (includes *9774 equity shares of physical segment transferred to Investor Education and Protection Fund Authorities, IEPF Auth. Ministry of Corp. Affairs through corporation action in depository CDSL).

(xiii) Shares Transferred to IEPF

(a) During the year 10761 equity shares of 1132 holders stand transferred to Investor, Education & Protection Fund (IEPF) Authority Ministry of Corporate Affairs with CDSL depository in compliance of section 124 of Companies Act, 2013.

(b) The 824 shares held by 46 shareholders with NSDL depository which were due for transfer in Financial year 2020-21, transferred to Investor Education and Protection Fund with CDSL after close of the year

(xiv) The Company has not issued any GDRs/ ADRs/ warrants or any convertible instruments.

(xv) Plant Location: Company has following Plants

Plant	Location
INDIA	
Grey Cement Plants	Kailash Nagar, Nimbahera, Dist. Chittorgarh, Rajasthan
	Mangrol, Dist. Chittorgarh, Rajasthan
	Gotan, Dist. Nagaur, Rajasthan
	Muddapur, Dist. Bagalkot, Karnataka
	Jharli, Dist. Jhajjar, Haryana
	Satha, Pargana Morthal, Tehsil: Koil, Dist: Aligarh, UP
	Vadadala, Tehsil: Balasinor, Dist: Mahisagar, Ahmedabad Indore Highway, Gujarat.
White Cement & White Cement based Wall Putty Plant	Gotan, Dist. Nagaur, Rajasthan
	Village: Rupaund, Tehsil - Badwara, Dist. Katni, M.P
Thermal Power Plants	Kailash Nagar, Nimbahera, Dist. Chittorgarh, Rajasthan
	Gotan, Dist. Nagaur, Rajasthan
	Muddapur, Dist. Bagalkot, Karnataka
	Mangrol, Chittorgarh, Rajasthan
Waste Heat Recovery Power Plant (For captive consumption)	i) Kailash Nagar, Nimbahera, Dist. Chittorgarh, Rajasthan
	ii) Mangrol, Dist. Chitorgarh, Rajasthan
INDIAN SUBSIDIARY	
Jaykaycem (Central) Ltd. (Under Implementation)	Panna, Madhya Pradesh
OVERSEAS SUBSIDIARY	
J.K. Cement Works (Fujairah) FZC Dual process White/Grey Cement Plant	Plot No.7, Habhab, Tawian Fujairah, UAE

(xvi) Address for Correspondence

Mr. Shambhu Singh
Vice President (Legal) & Company Secretary,
J.K. Cement Ltd.,
Kamla Tower, Kanpur-208001,
Telephone No.- 0512 2371478-81
Fax: - 0512-2332665/2399854
Email: shambhu.singh@jkcement.com Website: www.jkcement.com

(xvii) List of Credit ratings obtained by Company

Sl. No.	Particulars	CARE Rating	Remarks
1	Long Term Bank Facilities	CARE AA	Reaffirmed, outlook revised from stable
2	Short Term Bank Facilities	CARE A1+	Reaffirmed

(xviii) SEBI vide its circular dated 07.01.2010 has made it mandatory to furnish PAN copy in the following cases

a) Deletion of name of deceased shareholder, where the shares are held in the name of two or more shareholders

b) Transmission of shares to legal heirs, where deceased shareholder was a sole holder.

c) Transposition of shares in case of change in the order of names in which physical shares are held jointly in the names of two or more shareholders

Other Disclosures

a) There are no materially significant transaction with the related parties viz. Promoters, Directors or the Management, their Subsidiaries/Associates or relatives conflicting with Company's interest. Suitable disclosure as required by the applicable IndAS has been made in the Annual Report.

b) A penalty of ₹ 2 lacs imposed which was later on dropped by NSE after considering the submission by the Company. However, no strictures have been imposed on the Company by Stock Exchange or SEBI or any statutory authority on any matter related to capital markets during last three years.

c) Establishment of Vigil Mechanism

With the expansion of business in terms of volume value & geography, various risks associated with the business have also increased considerably. One such risk identified is the risk of fraud and misconduct. The Companies Act, 2013 and the SEBI (LODR) Regulations, 2015 mandates the listed companies to formulate appropriate vigil mechanism and whistle blower policy. The Company, since its inception believes in honest and ethical conduct from all the employees and others who are directly or indirectly associated with it. The Audit Committee is also committed to ensure fraud-free work environment. Risk Management Policy and Whistle Blower Policy are in vogue.

The policy is applicable to all the Directors, Employees, Vendors and Customers and provides a platform to all of them to report any suspected or confirmed incident of fraud/ misconduct, unethical practices, violation of code of conduct etc.

d) The Company has complied with the mandatory requirements of Listing Regulations. The Company has complied with the non-mandatory requirements relating to the remuneration committee to the extent detailed above.

e) Web link of "Policy for determination of Material Subsidiaries"

https://www.jkcement.com/pdf/JKCL-Policy-for-determining-Material-Subsidiary.pdf

f) Web link of "Policy on dealing with related party transactions"

https://www.jkcement.com/pdf/related_party_transaction_policy_of_jk_cement_ltd_20.11.14.pdf

g) Details of fund utilisation raised through qualified Institutional Placement:

The funds raised through Qualified Institutional Placement has been strictly utilised for the purpose stipulated in the offer document/Information Memorandum. The Investment Committee is regularly monitoring the utilisation of fund.

h) Certificate from Company Secretary in practice has been obtained stating that none of the Directors on the Board of the Company have been debarred or disqualified from being appointed or continuing as directors of Company by SEBI/MCA or any such statutory authority. The Certificate is enclosed with this section as Annexure 1.

i) Statutory Audit Fees paid to Statutory Auditors:

Sl. No.	Fee paid by	Status	Amount (₹ in lacs)	FY
1	J.K. Cement Ltd.	Company	₹ 140	2020-21
2	Jaykaycem (Central) Ltd.	Subsidiary	₹ 0.22	2020-21
3	J.K. Cement (Fujairah) FZC	Subsidiary	₹ 3.94	2020
4	J.K. Cement Works (Fujairah) FZC	Step-Down Subsidiary	₹ 15.76	2020
5	JK White Cement (Africa) Ltd.	Step-Down Subsidiary	₹ 5.01	2020-21

j) Disclosure under the Sexual Harassment of Women at Workplace (Prevention, Prohibition and Redressal) Act, 2013:

A	No. of Complaint filed during the FY	NIL
B	No. of Complaint disposed of during FY	NIL
C	No. of Complaint pending during FY	NIL

Declaration

Compliance with the Code of Business Conduct and Ethics as provided under SEBI (Listing Obligations and Disclosure Requirements) Regulations, 2015 as amended in 2018 ('Listing Regulations'), all Board Members and Senior Management Personnel have affirmed compliance with Company's Code of Business Conduct and Ethics for the year ended 31 March 2021.

For and on Behalf of the Board

Dr. Raghavpat Singhania
Managing Director
DIN: 02426556

Madhavkrishna Singhania
Dy. Managing Director & CEO
DIN: 07022433

Place: Kanpur
Dated: 12 June 2021

Reena Jakhodia & Associates

Company Secretaries
104A/47, Ram Bagh, Kanpur - 208012
Phone: +91 – 9935902244, 9336205217

Practising Company Secretary's Certificate on Corporate Governance

To
The Members of **J.K. CEMENT LIMITED**

We have examined the compliance of conditions of Corporate Governance by J.K. Cement Limited ("the Company") for the year ended 31 March 2021, as per regulations 17-27, clauses (b) to (i) of regulation 46(2) and Paragraphs C,D and E of schedule V of the Securities and Exchange Board of India (Listing Obligations and Disclosure Requirements) Regulations, 2015 (" Listing Regulations") with amendments as applicable.

The compliance of conditions of Corporate Governance is the responsibility of the Management. Our examination was limited to procedures and implementation thereof, adopted by the Company for ensuring the compliance of the conditions of Corporate Governance. It is neither an audit nor an expression of opinion on the financial statements of the Company.

In our opinion and to the best of our information and according to the explanations given to us, we certify that the Company has complied with the conditions of the Corporate Governance as stipulated in the above mentioned Listing Agreement/ Listing Regulations as applicable.

We further state that such compliance is neither an assurance as to the future viability of the Company nor the efficiency or effectiveness with which the Management has conducted the affairs of the company.

For: Reena Jakhodia & Associates
Company Secretaries

Reena Jakhodia
Proprietor
Membership No: F6435
C.P. No.: 6083
UDIN: F006435C000451253

Place: Kanpur
Date: 12 June 2021

Certificate by Managing Director and Deputy Managing Director & Chief Financial Officer (CFO) pursuant to Regulation 17(8) of SEBI (Listing Obligations and Disclosure Requirements) Regulations, 2015

We the undersigned, in our respective capacities as Managing Director and Deputy Managing Director & Chief Financial Officer of J. K Cement Limited (the Company) to the best of our knowledge and belief certify that: (a)We have reviewed Financial Statements and the Cash Flow Statement for the financial year ended 31 March 2021 and that to the best of our knowledge and belief, we state that: i. These statements do not contain any materially untrue statement or omit any material fact or contain any statements that might be misleading; ii. These statements together present a true and fair view of the Company's affairs and are in compliance with existing accounting standards, applicable laws and regulations. (b)We further state that to the best of our knowledge and belief, there are no transactions entered into by the Company during the year, which are fraudulent, illegal or violative of the Company's Code of Conduct. (c) We hereby declare that all the members of the Board of Directors and Executive Committee have confirmed compliance with the Code of Conduct as adopted by the Company. (d) We accept responsibility for establishing and maintaining internal controls for financial reporting and that we have evaluated the effectiveness of internal control systems of the Company pertaining to financial reporting of the Company and have disclosed to the Auditors and the Audit Committee, deficiencies in the design or operation of such internal controls, if any, of which we are aware and the steps we have taken or proposed to take to rectify these deficiencies. (e)We have indicated, based on our most recent evaluation, wherever applicable, to the auditors and the Audit Committee: i. significant changes, if any, in internal control over financial reporting during the year; ii. Significant changes, if any, in the accounting policies during the year and that the same has been disclosed in the notes to the financial statements; and iii. Instances of significant fraud of which we have become aware and the involvement therein, if any, of the management or an employee having significant role in the Company's internal control system over the financial reporting.

Yours faithfully

Dr. Raghavpat Singhania
Managing Director

Ajay Kumar Saraogi
Deputy Managing Director & Chief Financial Officer

Place: Kanpur
Date: 12 June 2021

ANNEXURE 1
CERTIFICATE OF NON-DISQUALIFICATION OF DIRECTORS

[As per clause C of Schedule V of the SEBI (Listing Obligations and Disclosure Requirement) (Amendment) Regulations, 2018 read with regulation 34(3) of the said Listing Regulations].

To
The Members,
J.K. Cement Limited
Kamla Tower,
Kanpur-208001

I have examined the relevant registers, records, forms, returns and disclosures received from the Directors of **J.K. Cement Limited having CIN L17229UP1994PLC017199** and having registered office at Kamla Tower, Kanpur (hereinafter referred to as 'the Company'), produced before me by the Officers of the Company for the purpose of issuing this Certificate, in accordance with Regulation 34(3) read with Schedule V Para-C Sub clause 10(i) of the Securities Exchange Board of India (Listing Obligations and Disclosure Requirements) Regulations, 2015.

In my opinion and to the best of my information and according to the verifications (including Directors Identification Number (DIN) status at the portal www.mca.gov.in) as considered necessary and explanations furnished to me by the Company & its officers, I hereby certify that none of the Directors on the Board of the Company as stated below for the Financial Year ending on 31 March 2021 have been debarred or disqualified from being appointed or continuing as Directors of companies by the Securities and Exchange Board of India, Ministry of Corporate Affairs, or any such other Statutory Authority.

Sr. No.	Name of Director	DIN	Date of appointment in Company
1.	Raghavpat Singhania	02426556	17/06/2020
2.	Achintya Karati	00024412	24/10/2005
3.	Madhavkrishna Singhania	07022433	17/06/2020
4.	Jayant Narayan Godbole	00056830	29/07/2006
5.	Ashok Sinha	00070477	18/05/2019
6.	Sudhir Jalan	00111118	17/12/2019
7.	Sushila Devi Singhania	00142549	26/07/2014
8.	Suparas Bhandari	00159637	29/07/2006
9.	Krishna Behari Agarwal	00339934	25/08/2007
10.	Paul Heinz Hugentobler	00452691	17/05/2014
11.	Saurabh Chandra	02726077	18/05/2019
12.	Deepa Gopalan Wadhwa	07862942	03/11/2018
13.	Ajay Kumar Saraogi	00130805	17/06/2020

Ensuring the eligibility of, for the appointment / continuity of every Director on the Board is the responsibility of the management of the Company. Our responsibility is to express an opinion on these based on our verification. This certificate is neither an assurance as to the future viability of the Company nor of the efficiency or effectiveness with which the management has conducted the affairs of the Company.

For **Reena Jakhodia & Associates**
Company Secretaries

(Reena Jakhodia)
Proprietor
Membership No: F6435
CP No: 6083
UDIN: F006435C000451715

Place: Kanpur
Date: 12 June 2021

Independent Auditor's Report

To the Members of J.K. Cement Limited

Report on the Audit of the Standalone Ind AS Financial Statements

Opinion

We have audited the accompanying standalone Ind AS financial statements of J.K. Cement Limited ("the Company"), which comprise the Balance sheet as at 31 March 2021, the Statement of Profit and Loss, including the statement of Other Comprehensive Income, the Cash Flow Statement and the Statement of Changes in Equity for the year then ended, and notes to the standalone Ind AS financial statements, including a summary of significant accounting policies and other explanatory information.

In our opinion and to the best of our information and according to the explanations given to us, the aforesaid standalone Ind AS financial statements give the information required by the Companies Act, 2013, as amended ("the Act") in the manner so required and give a true and fair view in conformity with the accounting principles generally accepted in India, of the state of affairs of the Company as at 31 March 2021, its profit including other comprehensive income its cash flows and the changes in equity for the year ended on that date.

Basis for Opinion

We conducted our audit of the standalone Ind AS financial statements in accordance with the Standards on Auditing (SAs), as specified under section 143(10) of the Act. Our responsibilities under those Standards are further described in the 'Auditor's Responsibilities for the Audit of the Standalone Ind AS Financial Statements' section of our report. We are independent of the Company in accordance with the 'Code of Ethics' issued by the Institute of Chartered Accountants of India together with the ethical requirements that are relevant to our audit of the financial statements under the provisions of the Act and the Rules thereunder, and we have fulfilled our other ethical responsibilities in accordance with these requirements and the Code of Ethics. We believe that the audit evidence we have obtained is sufficient and appropriate to provide a basis for our audit opinion on the standalone ind AS financial statements.

Emphasis of Matter on COVID-19

We draw attention to Note 45 to the standalone Ind AS financial statements, which describes the management's assessment of the impact of uncertainties related to outbreak of COVID-19 on the future business operations of the Company.

Our opinion is not modified in respect of this matter.

Emphasis of Matter on CCI Case

We draw attention to Note 36 (A) to the standalone Ind AS financial statements wherein it has been stated that the Competition Commission of India (₹ CCI') has imposed penalty of ₹ 12,854 lacs ('first matter') and ₹ 928 lacs ('second matter') in two separate orders dated 31 August 2016 and 19 January 2017 respectively for alleged contravention of provisions of Competition Act 2002 by the Company. The Company has filed appeals against the above orders.

The National Company Law Appellate Tribunal (₹ NCLAT'), on hearing the appeal in the first matter, upheld the decision of CCI for levying the penalty vide its order dated 25 July 2018. Post order of the NCLAT, CCI issued a revised demand notice dated 7 August 2018 of ₹ 15,492 lacs consisting of penalty of ₹ 12,854 lacs and interest of ₹ 2,638 lacs. The Company has filed appeal with Hon'ble Supreme Court against the above order. Hon'ble Supreme Court has stayed the NCLAT order. While the appeal of the Company is pending for hearing, the Company backed by a legal opinion, believes that it has a good case and accordingly no provision has been considered in the books of accounts.

In the second matter, demand had been stayed and the matter is pending for the hearing before NCLAT. While the appeal of the Company is pending for hearing, the Company backed by a legal opinion, believes that it has a good case and accordingly no provision has been considered in the books of accounts.

Our opinion is not modified in respect of this matter.

Key Audit Matters

Key audit matters are those matters that, in our professional judgment, were of most significance in our audit of the standalone Ind AS financial statements for the financial year ended 31 March 2021. These matters were addressed in the context of our audit of the standalone Ind AS financial statements as a whole, and in forming our opinion thereon, and we do not provide a separate opinion on these matters. For each matter below, our description of how our audit addressed the matter is provided in that context.

We have determined the matters described below to be the key audit matters to be communicated in our report. We have fulfilled the responsibilities described in the Auditor's responsibilities for the audit of the standalone Ind AS financial statements section of our report, including in relation to these matters. Accordingly, our audit included the performance of procedures designed to respond to our assessment of the risks of material misstatement of the standalone Ind AS financial statements. The results of our audit procedures, including the procedures performed to address the matters below, provide the basis for our audit opinion on the accompanying standalone Ind AS financial statements.

Key audit matters	How our audit addressed the key audit matter
Impairment assessment of Investments in J.K. Cement (Fujairah) FZC, a wholly owned subsidiary *(as described in note 4A, 4B & 5 of the standalone Ind AS financial statements)*	
As at 31 March 2021 the Company has an investment in J.K. Cement (Fujairah) FZC, a wholly owned subsidiary of ₹ 69,237.51 lacs (including share application money of ₹ 2180.05 lacs) paid in current year against 3% non-cumulative redeemable preference shares in J.K. Cement (Fujairah) FZC, the allotment which is expected to be made by end of June 2021. J.K. Cement Works (Fujairah) FZC (step down subsidiary) is incurring losses and its entire net worth is eroded. As a result, an impairment assessment was required to be performed by the Company by comparing the carrying value of these investments to their recoverable amount to determine whether an impairment was required to be recognised. Accordingly, during the current year, based on business valuation of J.K. Cement Works (Fujairah) FZC" by an independent external valuer, the Company has recognized provision towards diminution of carrying amount of investment J.K. Cement (Fujairah) FZC of ₹ 16,686.50 lacs (Previous Year ₹ 16,151.42 lacs). The Total amount of ₹ 16,686.50 lacs (Previous Year ₹ 16,151.42 lacs) has been disclosed as exceptional item. For the purposes of the above impairment testing, value in use has been determined by forecasting and discounting future cash flows. Furthermore, the value in use is highly sensitive to changes in some of the inputs used for forecasting the future cash flows. Further, the determination of the recoverable amount of the investments in J.K. Cement (Fujairah) FZC involved judgments due to inherent uncertainty in the assumptions supporting the recoverable amount of these investments. Accordingly, the impairment assessment of investments in J.K. Cement (Fujairah) FZC, was determined to be a key audit matter in our audit of the standalone Ind AS financial statements.	Our audit procedures included the following: • Gained an understanding of the impairment assessment process and evaluated the design and tested the operating effectiveness of controls. • Assessed the Company's valuation methodology applied in determining the recoverable amount. • Assessed the assumptions of the cash flow forecasts including weighted average cost of capital, expected growth rates and terminal growth rates used. • Discussed potential changes inputs as compared to previous year / actual performance with management in order to evaluate whether the inputs and assumptions used in the cash flow forecasts were appropriate. • Involved specialists to assist us in evaluating the valuation methodologies and sensitivity testing of key assumptions used by management in determining the recoverable value headroom. • Tested the arithmetical accuracy of the valuation model. • Assessed the relevant disclosures made within the standalone Ind AS financial statements.
Claims, litigations and contingent liabilities *(as described in note 36A of the standalone Ind AS financial statements)*	
As of 31 March 2021, the Company has disclosed contingent liabilities of ₹ 20,635.15 lacs relating to tax and legal claims. There are several pending legal and regulatory cases against the Company across various jurisdictions. Accordingly, management exercises its judgement in estimation of provision required in respect of such cases. The evaluation of management's judgements, including those that involve estimations in assessing the likelihood that a pending claim will succeed, or a liability will arise, and the quantification of the ranges of potential financial settlement have been a matter of most significance during the current year audit. Furthermore, the Company has operations across many jurisdictions and is subject to taxation related litigations as per local tax regulations. Evaluation of the outcome of the taxation related matters, and whether the risk of loss is remote, possible or probable, requires judgement by management given the complexities involved. Accordingly, due to large number of claims and complexity/ judgement involved in outcome of these litigations. Claims, litigations and contingent liabilities was determined to be a key audit matter in our audit of the standalone Ind AS financial statements	Our audit procedures included the following: • Gained an understanding of the process of identification of claims, litigations and contingent liabilities, and evaluated the design and tested the operating effectiveness of key controls. • Obtained the summary of Company's legal and tax cases and assessed management's position through discussions with the legal head, tax head and Company's management, on both the probability of success in significant cases, and the magnitude of any potential loss. • Obtained responses from third-party legal counsel against independent confirmation rolled out by us and conducted discussion with them regarding material cases. • Inspected external legal opinions and other evidence to corroborate management's assessment of the risk profile in respect of legal claims. • Engaged tax specialists to assess management's application and interpretation of tax legislation affecting the Company, and to consider the quantification of exposures and settlements arising from disputes with tax authorities in the various tax jurisdictions. • Assessed the relevant disclosures made within the standalone Ind AS financial statements.

Independent Auditor's Report

To the Members of J.K. Cement Limited

Key audit matters	How our audit addressed the key audit matter
Revenue Recognition – Discounts, incentives, rebates etc. *(as described in note 27 of the standalone Ind AS financial statements)*	
For the year ended 31 March 2021 the Company has recognized revenue from operations of ₹ 623,341.79 lacs. Revenue is measured net of discounts, incentives, rebates etc. earned by customers on the Company's sales. Due to the Company's presence across different marketing regions within the country and the competitive business environment, the estimation of the various types of discounts, incentives and rebate schemes to be recognised based on sales made during the year is material and considered to be complex and judgmental and dependent on various performance obligations and market conditions. Therefore, there is a risk of revenue being misstated as a result of faulty estimations over discounts, incentives and rebates. Accordingly, given the complexity and judgement involved in the assessment of provisions required for discounts, incentives and rebates, Revenue recognition – Discounts, incentives, rebates etc. was determined to be a key audit matter in our audit of the Standalone Ind AS financial statements.	Our audit procedures included the following: • Considered Company's revenue recognition policy and its compliance in terms of Ind AS 115 'Revenue from contracts with customers'. • Assessed the design and tested the operating effectiveness of internal controls with regards to approvals, calculation, provision and disbursement of discounts, incentives and rebates. • Performed sample test of supporting documentation for computation of discounts, incentives and rebates recorded and/or disbursed during the year including credit notes issued after the year end date. • Performed analytical review and compared the management's assessment of discounts, incentives and rebates recorded for the current year with historical trends of discount given and reversal of such discounts, incentives and rebates to assess the adequacy of provisions made during the current year. • Performed sample test of manual journals posted to discounts, incentives and rebates to identify unusual or irregular items. • Assessed the relevant disclosures made within the standalone Ind AS financial statements.
Estimate with respect to recognition of Minimum Alternate Tax *(as described in note 20 of the standalone Ind AS financial statements)*	
As at 31 March 2021 deferred tax assets in respect of 'MAT credit entitlement' recognized in the standalone Ind AS financial statements is ₹ 13,462.96 lacs. Deferred tax assets are recognized for MAT credit available to the extent that it is probable that the Company will pay normal income tax during the specified period, i.e. the period for which MAT credit is allowed to be carried forward. The Company's ability to recognize deferred tax assets for 'MAT credit entitlement' is assessed by management at the end of each reporting period, considering forecasts of future normal taxable profits and if required the Company will write down the asset to the extent that it is no longer probable that it will pay normal tax during the specified period. The assumptions used in the projections are determined by management. Given the degree of estimation and judgement involved in projection of future taxable normal profits and the fact that if the MAT credit is not utilized within the block of 15 years (immediately succeeding the assessment year in which the credit was generated) it will lapse, management's decision to create deferred tax assets in respect of 'MAT credit entitlement' is determined to be a key audit matter in our audit of the standalone Ind AS financial statements.	• Our audit procedures included the following: • Developed an understanding of the nature of the Company's tax structure and of the key tax positions. • Assessed the design and tested the operating effectiveness of internal controls related to recognition of deferred tax assets with respect to MAT credit entitlement. • Assessed the Company's tax planning in relation to the recovery of MAT credit assets by comparing the forecasted taxable profit with historical data and budgets approved by the board of directors. • Analyzed and tested management's projections and corresponding assumptions used to determine the likelihood that MAT Credit recognized as on the reporting date will be recovered through future tax as per normal provisions. • Checked the consistency of business plan with the latest management estimates prepared as a part of the budgeting process and also the reliability of the process by which the estimates were computed, by assessing the reasons for differences between projected and actual performances. • Assessed the relevant disclosures made within the standalone Ind AS financial statements.

We have determined that there are no other key audit matters to communicate in our report.

Information Other than the Financial Statements and Auditor's Report Thereon

The Company's Board of Directors is responsible for the other information. The other information comprises the information included in the Annual report, but does not include the standalone Ind AS financial statements and our auditor's report thereon.

Our opinion on the standalone Ind AS financial statements does not cover the other information and we do not express any form of assurance conclusion thereon.

In connection with our audit of the standalone Ind AS financial statements, our responsibility is to read the other information and, in doing so, consider whether such other information is materially inconsistent with the Ind AS financial statements or our knowledge obtained in the audit or otherwise appears to be materially misstated. If, based on the work we have performed, we conclude that there is a material misstatement of this other information, we are required to report that fact. We have nothing to report in this regard.

Responsibilities of Management for the Standalone Financial Statements

The Company's Board of Directors is responsible for the matters stated in section 134(5) of the Act with respect to the preparation of these standalone Ind AS financial statements that give a true and fair view of the financial position, financial performance including other comprehensive income, cash flows and changes in equity of the Company in accordance with the accounting principles generally accepted in India, including the Indian Accounting Standards (Ind AS) specified under section 133 of the Act read with [the Companies (Indian Accounting Standards) Rules, 2015, as amended]. This responsibility also includes maintenance of adequate accounting records in accordance with the provisions of the Act for safeguarding of the assets of the Company and for preventing and detecting frauds and other irregularities; selection and application of appropriate accounting policies; making judgments and estimates that are reasonable and prudent; and the design, implementation and maintenance of adequate internal financial controls, that were operating effectively for ensuring the accuracy and completeness of the accounting records, relevant to the preparation and presentation of the standalone Ind AS financial statements that give a true and fair view and are free from material misstatement, whether due to fraud or error.

In preparing the standalone Ind AS financial statements, management is responsible for assessing the Company's ability to continue as a going concern, disclosing, as applicable, matters related to going concern and using the going concern basis of accounting unless management either intends to liquidate the Company or to cease operations, or has no realistic alternative but to do so.

Those Board of Directors are also responsible for overseeing the Company's financial reporting process.

Auditor's Responsibilities for the Audit of the Standalone Financial Statements

Our objectives are to obtain reasonable assurance about whether the standalone Ind AS financial statements as a whole are free from material misstatement, whether due to fraud or error, and to issue an auditor's report that includes our opinion. Reasonable assurance is a high level of assurance, but is not a guarantee that an audit conducted in accordance with SAs will always detect a material misstatement when it exists. Misstatements can arise from fraud or error and are considered material if, individually or in the aggregate, they could reasonably be expected to influence the economic decisions of users taken on the basis of these standalone Ind AS financial statements.

As part of an audit in accordance with SAs, we exercise professional judgment and maintain professional skepticism throughout the audit.
We also:

- Identify and assess the risks of material misstatement of the standalone Ind AS financial statements, whether due to fraud or error, design and perform audit procedures responsive to those risks, and obtain audit evidence that is sufficient and appropriate to provide a basis for our opinion. The risk of not detecting a material misstatement resulting from fraud is higher than for one resulting from error, as fraud may involve collusion, forgery, intentional omissions, misrepresentations, or the override of internal control.
- Obtain an understanding of internal control relevant to the audit in order to design audit procedures that are appropriate in the circumstances. Under section 143(3)(i) of the Act, we are also responsible for expressing our opinion on whether the Company has adequate internal financial controls with reference to financial statements in place and the operating effectiveness of such controls.

Independent Auditor's Report

To the Members of J.K. Cement Limited

- Evaluate the appropriateness of accounting policies used and the reasonableness of accounting estimates and related disclosures made by management.
- Conclude on the appropriateness of management's use of the going concern basis of accounting and, based on the audit evidence obtained, whether a material uncertainty exists related to events or conditions that may cast significant doubt on the Company's ability to continue as a going concern. If we conclude that a material uncertainty exists, we are required to draw attention in our auditor's report to the related disclosures in the financial statements or, if such disclosures are inadequate, to modify our opinion. Our conclusions are based on the audit evidence obtained up to the date of our auditor's report. However, future events or conditions may cause the Company to cease to continue as a going concern.
- Evaluate the overall presentation, structure and content of the standalone Ind AS financial statements, including the disclosures, and whether the standalone Ind AS financial statements represent the underlying transactions and events in a manner that achieves fair presentation.

We communicate with those charged with governance regarding, among other matters, the planned scope and timing of the audit and significant audit findings, including any significant deficiencies in internal control that we identify during our audit.

We also provide those charged with governance with a statement that we have complied with relevant ethical requirements regarding independence, and to communicate with them all relationships and other matters that may reasonably be thought to bear on our independence, and where applicable, related safeguards.

From the matters communicated with those charged with governance, we determine those matters that were of most significance in the audit of the standalone Ind AS financial statements for the financial year ended 31 March 2021 and are therefore the key audit matters. We describe these matters in our auditor's report unless law or regulation precludes public disclosure about the matter or when, in extremely rare circumstances, we determine that a matter should not be communicated in our report because the adverse consequences of doing so would reasonably be expected to outweigh the public interest benefits of such communication.

Report on Other Legal and Regulatory Requirements

1. As required by the Companies (Auditor's Report) Order, 2016 ("the Order"), issued by the Central Government of India in terms of sub-section (11) of section 143 of the Act, we give in the "Annexure 1" a statement on the matters specified in paragraphs 3 and 4 of the Order.

2. As required by Section 143(3) of the Act, we report that:

   (a) We have sought and obtained all the information and explanations which to the best of our knowledge and belief were necessary for the purposes of our audit;

   (b) In our opinion, proper as required by law have been kept by the Company so far as it appears from our examination of those books;

   (c) The Balance Sheet, the Statement of Profit and Loss including the Statement of Other Comprehensive Income, the Cash Flow Statement and Statement of Changes in Equity dealt with by this Report are in agreement with the books of account;

   (d) In our opinion, the aforesaid standalone Ind AS financial statements comply with the Accounting Standards specified under Section 133 of the Act, read with Companies (Indian Accounting Standards) Rules, 2015, as amended;

   (e) The matter described in Emphasis of Matter on CCI case' paragraph above, in our opinion, may have an adverse effect on the functioning of the Company;

   (f) On the basis of the written representations received from the directors as on 31 March 2021 taken on record by the Board of Directors, none of the directors is disqualified as on 31 March 2021 from being appointed as a director in terms of Section 164 (2) of the Act;

   (g) With respect to the adequacy of the internal financial controls with reference to standalone Ind AS financial statements and the operating effectiveness of such controls, refer to our separate Report in "Annexure 2" to this report;

   (h) In our opinion, the managerial remuneration for the year ended 31 March 2021 has been paid / provided by the Company to its directors in accordance with the provisions of section 197 read with Schedule V to the Act;

   (i) With respect to the other matters to be included in the Auditor's Report in accordance with Rule 11 of the Companies (Audit and Auditors) Rules, 2014, as amended in our opinion and to the best of our information and according to the explanations given to us:

      i. The Company has disclosed the impact of pending litigations on its financial position in its standalone Ind AS financial statements – Refer Note 36 A to the standalone Ind AS financial statements;

      ii. The Company did not have any long-term contracts including derivative contracts for which there were any material foreseeable losses;

      iii. There has been no delay in transferring amounts, required to be transferred, to the Investor Education and Protection Fund by the Company

For S.R. Batliboi & Co. LLP
Chartered Accountants
ICAI Firm Registration Number: 301003E/E300005

per Atul Seksaria
Partner
Membership Number: 086370
UDIN: 21086370AAAABH9151

Place of Signature: Faridabad
Date: 12 June 2021

Annexure 1 Referred to in Paragraph 1 of our Report of Even Date Under Section 'Report on other Legal and Regulatory Requirements'

J.K. Cement Limited ('the Company')

i. a. The Company has maintained proper records showing full particulars, including quantitative details and situation of property, plant and equipment.

b. All property, plant and equipment have not been physically verified by the management during the year but there is a regular programme of verification which, in our opinion, is reasonable having regard to the size of the Company and the nature of its assets. No material discrepancies were noticed on such verification.

c. According to the information and explanations given by the management, the title deeds of immovable properties included in property, plant and equipment are held in the name of the Company except 1 case of leasehold land, 2 case of freehold land and 2 cases of freehold mining land having gross block of ₹ 1,353 lacs (net block of ₹ 0.75 lacs), gross block of ₹ 168.43 lacs (net block: ₹ 168.43 lacs) and gross block of ₹ 54.19 lacs (net block: ₹ 40.98 lacs) respectively as at 31 March 2021 for which title deeds are in the name of the erstwhile company that merged with the Company pursuant to a scheme of amalgamation and arrangement as approved by the honorable High Court in earlier years. Also refer note 2 of the accompanying standalone Ind AS financial statements.

ii. The management has conducted physical verification of inventory at reasonable intervals during the year and no material discrepancies were noticed on such physical verification. Inventories lying with third parties have been confirmed by them as at 31 March 2021 and no material discrepancies were noticed in respect of such confirmation.

iii. According to the information and explanations given to us, the Company has not granted any loans, secured or unsecured to companies, firms, Limited Liability Partnerships or other parties covered in the register maintained under section 189 of the Companies Act, 2013. Accordingly, the provisions of clause 3(iii)(a), (b) and (c) of the Order are not applicable to the Company and hence not commented upon.

iv. In our opinion and according to the information and explanations given to us, the Company has complied with the provisions of Section 185 and 186 of the Companies Act, 2013 in respect of the investments made and guarantees provided by it. The Company has not granted any loan or provided any security to the parties covered under section 185 and 186.

v. The Company has not accepted any deposits within the meaning of Sections 73 to 76 of the Act and the Companies (Acceptance of Deposits) Rules, 2014 (as amended). Accordingly, the provisions of clause 3(v) of the Order are not applicable.

vi. We have broadly reviewed the books of account maintained by the Company pursuant to the rules made by the Central Government for the maintenance of cost records under section 148(1) of the Companies Act, 2013, related to the manufacture of cement, and are of the opinion that prima facie, the specified accounts and records have been made and maintained. We have not, however, made a detailed examination of the same.

vii. a. The Company is regular in depositing with appropriate authorities undisputed statutory dues including provident fund, employees' state insurance, income-tax, duty of custom, goods and service tax, cess and other statutory dues applicable to it.

b. According to the information and explanations given to us and audit procedures performed, no undisputed amounts payable in respect of provident fund, employees' state insurance, income-tax, duty of custom, goods and service tax, cess and other statutory dues were outstanding, at the year end, for a period of more than six months from the date they became payable.

c. According to the records of the Company, the dues of income-tax, excise duty, wealth tax, sales-tax, value added tax, goods and service tax, cess on account of any dispute, are as follows:

Name of the Statute	Nature of Dues	Period to which Amount relates	Forum where dispute is pending	Amount (₹ in lacs)
The Uttar Pradesh Tax on Entry of Goods into Local Areas Act, 2007	Entry tax	2005-2006 to 2009-2010	Supreme Court	314.48
The Bihar Tax on Entry of Goods into Local Areas for Consumption, Use or Sale Therein Act, 1993	Entry Tax	2008-2009 to 2015-2016	Appellate Authorities	203.15
Central Excise Act, 1944	Excise Duty	1989-1990	Supreme Court	419.02
	Excise Duty	1999-2000 to 2007- 2008	High court	23.97
	Excise Duty	1999-2000 to 2007- 2008	Appellate Authorities	1,828.45
Service Tax(Finance Act,1994)	Service Tax	2005-2006 to 2007- 2008	Tribunal(s)	48.56
Finance Act, 2008 (State)	Environment & Health Cess	2008-2009 to 2015-2016	High court	3,323.44
Sales tax/value added tax (VAT)	Sales Tax,VAT, interest and Penalty	2013-14 to 2016-2017	High Court	232.04
	Sales Tax,VAT, interest and Penalty	2012-2013	Tribunal(s)	122.28
	Sales Tax,VAT, interest and Penalty	1991-1992 to 2016-2017	Appellate Authorities	401.05
Income-tax Act, 1961	Income Tax	2007-2008 to 2008-2009	High Court	1,087.48

According to information and explanation given to us, there are no dues of Provident Fund and ESI which have not been deposited on account of any dispute.

viii. In our opinion and according to the information and explanations given by the management, the Company has not defaulted in repayment of loans or borrowing to a financial institution, banks, debenture holders or government.

ix. In our opinion and according to the information and explanations given by the management and audit procedures performed, monies raised by way of term loans and debt instruments were applied for the purposes for which they were raised.

Further, based on the information and explanations given by the management, the Company has not raised any money way of initial public offer / further public offer.

x. Based upon the audit procedures performed for the purpose of reporting the true and fair view of the Standalone Ind AS financial statements and according to the information and explanations given by the management, we report that no fraud by the company or no material fraud on the company by the officers and employees of the Company has been noticed or reported during the year.

xi. According to the information and explanations given by the management and audit procedures performed, the managerial remuneration has been paid / provided in accordance with the requisite approvals mandated by the provisions of section 197 read with Schedule V to the Companies Act, 2013.

Annexure 1 Referred to in Paragraph 1 of our Report of Even Date Under Section 'Report on other Legal and Regulatory Requirements'

xii. In our opinion, the Company is not a nidhi company. Therefore, the provisions of clause 3(xii) of the order are not applicable to the Company and hence not commented upon.

xiii. According to the information and explanations given by the management and audit procedures performed, transactions with the related parties are in compliance with section 177 and 188 of Companies Act, 2013 where applicable and the details have been disclosed in the notes to the financial statements, as required by the applicable accounting standards.

xiv. According to the information and explanations given to us and on an overall examination of the balance sheet, the Company has not made any preferential allotment or private placement of shares or fully or partly convertible debentures during the year under review and hence, reporting requirements under clause 3(xiv) are not applicable to the Company and, not commented upon.

xv. According to the information and explanations given by the management and audit procedures performed, the Company has not entered into any non-cash transactions with directors or persons connected with him as referred to in section 192 of Companies Act, 2013.

xvi. According to the information and explanations given to us, the provisions of section 45-IA of the Reserve Bank of India Act, 1934 are not applicable to the Company.

For S.R. Batliboi & Co. LLP
Chartered Accountants
ICAI Firm Registration Number: 301003E/E300005

per Atul Seksaria
Partner
Place of Signature: Faridabad | Membership Number: 086370
Date: 12 June 2021 | UDIN: 21086370AAAABH9151

Annexure 2 to the Independent Auditor's Report of Even Date on the Standalone IND as Financial Statements of J.K. Cement Limted

Report on the Internal Financial Controls under Clause (i) of Sub-section 3 of Section 143 of the Companies Act, 2013 ("the Act")

We have audited the internal financial controls over financial reporting of J.K. Cement Limited ("the Company") as of 31 March 2021 in conjunction with our audit of the standalone Ind AS financial statements of the Company for the year ended on that date.

Management's Responsibility for Internal Financial Controls

The Company's Management is responsible for establishing and maintaining internal financial controls based on the internal control over financial reporting criteria established by the Company considering the essential components of internal control stated in the Guidance Note on Audit of Internal Financial Controls Over Financial Reporting issued by the Institute of Chartered Accountants of India. These responsibilities include the design, implementation and maintenance of adequate internal financial controls that were operating effectively for ensuring the orderly and efficient conduct of its business, including adherence to the Company's policies, the safeguarding of its assets, the prevention and detection of frauds and errors, the accuracy and completeness of the accounting records, and the timely preparation of reliable financial information, as required under the Companies Act, 2013.

Auditor's Responsibility

Our responsibility is to express an opinion on the Company's internal financial controls over financial reporting with reference to these standalone IND AS financial statements based on our audit. We conducted our audit in accordance with the Guidance Note on Audit of Internal Financial Controls Over Financial Reporting (the "Guidance Note") and the Standards on Auditing as specified under section 143(10) of the Companies Act, 2013, to the extent applicable to an audit of internal financial controls and, both issued by the Institute of Chartered Accountants of India. Those Standards and the Guidance Note require that we comply with ethical requirements and plan and perform the audit to obtain reasonable assurance about whether adequate internal financial controls over financial reporting with reference to these standalone Ind AS financial statements was established and maintained and if such controls operated effectively in all material respects.

Our audit involves performing procedures to obtain audit evidence about the adequacy of the internal financial controls over financial reporting with reference to these standalone Ind AS financial statements and their operating effectiveness. Our audit of internal financial controls over financial reporting included obtaining an understanding of internal financial controls over financial reporting with reference to these standalone Ind AS financial statements, assessing the risk that a material weakness exists, and testing and evaluating the design and operating effectiveness of internal control based on the assessed risk. The procedures selected depend on the auditor's judgement, including the assessment of the risks of material misstatement of the standalone Ind AS financial statements, whether due to fraud or error.

We believe that the audit evidence we have obtained is sufficient and appropriate to provide a basis for our audit opinion on the internal financial controls over financial reporting with reference to these standalone Ind AS financial statements.

Meaning of Internal Financial Controls Over Financial Reporting with Reference to these Standalone Ind AS Financial Statements

A company's internal financial control over financial reporting with reference to these standalone Ind AS financial statements is a process designed to provide reasonable assurance regarding the reliability of financial reporting and the preparation of financial statements for external purposes in accordance with generally accepted accounting principles. A company's internal financial control over financial reporting with reference to these standalone Ind AS financial statements includes those policies and procedures that (1) pertain to the maintenance of records that, in reasonable detail, accurately and fairly reflect the transactions and dispositions of the assets of the company; (2) provide reasonable assurance that transactions are recorded as necessary to permit preparation of financial statements in accordance with generally accepted accounting principles, and that receipts and expenditures of the company are being made only in accordance with authorisations of management and directors of the company; and (3) provide reasonable assurance regarding prevention or timely detection of unauthorised acquisition, use, or disposition of the company's assets that could have a material effect on the financial statements.

Inherent Limitations of Internal Financial Controls Over Financial Reporting with Reference to these Standalone Ind AS Financial Statements

Because of the inherent limitations of internal financial controls over financial reporting with reference to these standalone Ind AS financial statements, including the possibility of collusion or improper management override of controls, material misstatements due to error or fraud may occur and not be detected. Also, projections of any evaluation of the internal financial controls over financial reporting with reference to these standalone Ind AS financial statements to future periods are subject to the risk that the internal financial control over financial reporting with reference to these standalone IND AS financial statements may become inadequate because of changes in conditions, or that the degree of compliance with the policies or procedures may deteriorate.

Opinion

In our opinion, the Company has, in all material respects, adequate internal financial controls over financial reporting with reference to these standalone Ind AS financial statements and such internal financial controls over financial reporting with reference to these standalone Ind AS financial statements were operating effectively as at 31 March 2021, based on the internal control over financial reporting criteria established by the Company considering the essential components of internal control stated in the Guidance Note on Audit of Internal Financial Controls Over Financial Reporting issued by the Institute of Chartered Accountants of India.

For S.R. Batliboi & Co. LLP
Chartered Accountants
ICAI Firm Registration Number: 301003E/E300005

per Atul Seksaria
Partner
Place of Signature: Faridabad | Membership Number: 086370
Date: 12 June 2021 | UDIN: 21086370AAAABH9151

Balance Sheet

as at 31 March 2021

(All amounts are in ₹ lacs, unless otherwise stated)

	Notes	As at 31 March 2021	As at 31 March 2020
ASSETS			
Non-current assets			
Property, plant and equipment	2	4,63,115.32	4,30,273.20
Capital work-in-progress	2	48,852.54	50,920.00
Intangible assets	3	2,789.50	1,304.04
Right-of-use assets	3(i)	14,986.55	15,231.96
Financial assets:			
(i) Investments	4	71,875.49	56,521.35
(ii) Other financial assets	5	8,876.12	7,141.22
Other non-current assets	6	8,789.93	12,567.71
Total non-current assets		**6,19,285.45**	**5,73,959.48**
Current assets			
Inventories	7	68,666.18	62,716.57
Financial assets:			
(i) Investments	8	8,824.97	103.45
(ii) Trade receivables	9	31,608.92	22,344.74
(iii) Cash and cash equivalents	10	8,385.87	3,613.18
(iv) Bank balances other than (iii) above	11	1,07,791.75	59,499.71
(v) Other financial assets	12	55,566.36	46,187.62
Current tax assets (net)	13	-	870.09
Other current assets	14	16,763.37	16,213.28
Total current assets		**2,97,607.42**	**2,11,548.64**
Total assets		**9,16,892.87**	**7,85,508.12**
EQUITY AND LIABILITIES			
Equity			
Equity share capital	15	7,726.83	7,726.83
Other equity	16	3,65,582.03	3,05,162.98
Total equity		**3,73,308.86**	**3,12,889.81**
Liabilities			
Non-current liabilities			
Financial liabilities:			
(i) Borrowings	17	2,67,197.34	2,28,391.49
(ii) Lease liabilities	17d	1,343.37	1,236.80
(iii) Other financial liabilities	18	31,077.40	27,370.79
Provisions	19	4,191.53	4,038.26
Deferred tax liabilities (net)	20	59,394.24	41,810.92
Other non current liabilities	21	7,820.63	7,812.07
Total non-current liabilities		**3,71,024.51**	**3,10,660.33**
Current liabilities			
Financial liabilities:			
(i) Borrowings	22	11,509.10	13,884.70
(ii) Lease liabilities	22a	519.14	369.63
(iii) Trade payables	23		
(a) Total outstanding dues of micro enterprises and small enterprises		6,166.70	2,159.74
(b) Total outstanding dues of creditors other than micro enterprises and small enterprises		48,828.56	43,103.90
(iv) Other financial liabilities	24	40,882.14	55,396.64
Other current liabilities	25	55,254.14	35,973.81
Provisions	26	8,472.10	11,069.56
Current tax liability (net)		927.62	-
Total current liabilities		**1,72,559.50**	**1,61,957.98**
Total liabilities		**5,43,584.01**	**4,72,618.31**
Total equity and liabilities		**9,16,892.87**	**7,85,508.12**
Significant Accounting Policies	1		

The accompanying notes are an integral part of the financial statements.

As per our report of even date.
For **S.R. Batliboi & Co. LLP**
Chartered Accountants
ICAI Firm Regn. No. 301003E/E300005

per Atul Seksaria
Partner
Membership No: 086370

Place: Faridabad
Dated: 12 June 2021

For and on behalf of the Board of Directors of
J.K. Cement Limited

Dr. Krishna Behari Agarwal
Director
DIN: 00339934

A.K. Saraogi
Dy Managing Director & CFO
DIN: 00130805

Shambhu Singh
Company Secretary
Membership No: F5836

Place: New Delhi
Dated: 12 June 2021

Sushila Devi Singhania
Chairperson
DIN: 00142549

Dr. Raghavpat Singhania
Managing Director
DIN: 02426556

Madhavkrishna Singhania
Dy Managing Director and CEO
DIN: 07022433

Statement of Profit and Loss

for the year ended 31 March 2021

(All amounts are in ₹ lacs, unless otherwise stated)

	Notes	For the year ended 31 March 2021	For the year ended 31 March 2020
Income			
Revenue from contracts with customers	27	6,32,827.88	5,46,376.77
Other income	28	11,335.70	8,588.49
Total income (I)		**6,44,163.58**	**5,54,965.26**
Expenses			
Cost of materials consumed	29	96,516.90	87,199.18
Purchase of traded goods		6,640.20	5,954.79
Changes in inventories of finished goods,work-in-progress and traded goods	30	1,947.29	(6,653.49)
Employee benefit expense	31	41,213.84	39,090.42
Finance costs	32	22,316.20	22,286.71
Depreciation and amortization expense	33	24,467.71	21,438.87
Power and fuel		1,10,359.84	1,01,153.50
Freight and forwarding		1,23,983.15	1,03,205.88
Other expenses	34	1,00,777.30	98,273.19
Total Expenses (II)		**5,28,222.43**	**4,71,949.05**
Profit before exceptional items & tax expense (I) - (II)		**1,15,941.15**	**83,016.21**
Exceptional Items	44	**16,686.50**	**17,815.00**
Profit before tax		**99,254.65**	**65,201.21**
Tax expense			
Current tax		30,755.78	17,123.87
Deferred tax charge	20	6,013.23	9,229.80
Earlier years tax adjustments		2,203.06	(1,190.05)
Profit for the year (III)		**60,282.58**	**40,037.59**
Other comprehensive income/(loss)			
Items that will not be reclassified to profit or loss			
Remeasurement gains/(loss) on defined benefit plans		209.77	(195.25)
Income tax relating to remeasurement of defined benefit plans		(73.30)	68.40
Other comprehensive income/(loss) for the year (IV)		**136.47**	**(126.85)**
Total comprehensive income for the year (III + IV)		**60,419.05**	**39,910.74**
Earnings per equity share (Face value of ₹ 10 each)	35		
Basic (in ₹)		78.02	51.82
Diluted (in ₹)		78.02	51.82
Significant Accounting Policies	1		

The accompanying notes are an integral part of the financial statements.

As per our report of even date.
For **S.R. Batliboi & Co. LLP**
Chartered Accountants
ICAI Firm Regn. No. 301003E/E300005

per Atul Seksaria
Partner
Membership No: 086370

Place: Faridabad
Dated: 12 June 2021

For and on behalf of the Board of Directors of
J.K. Cement Limited

Dr. Krishna Behari Agarwal
Director
DIN: 00339934

A.K. Saraogi
Dy Managing Director & CFO
DIN: 00130805

Shambhu Singh
Company Secretary
Membership No: F5836

Place: New Delhi
Dated: 12 June 2021

Sushila Devi Singhania
Chairperson
DIN: 00142549

Dr. Raghavpat Singhania
Managing Director
DIN: 02426556

Madhavkrishna Singhania
Dy Managing Director and CEO
DIN: 07022433

Statement of Cash flow

for the year ended 31 March 2021

(All amounts are in ₹ lacs, unless otherwise stated)

		For the year ended 31 March 2021	For the year ended 31 March 2020
A.	**Cash Flow from Operating Activities**		
	Net Profit before tax	99,254.65	65,201.21
	Adjustment for :-		
	Depreciation & amortization expenses	24,467.71	21,438.87
	Net loss on the sale of property, plant & equipment/ Impairment	4,565.08	3,169.38
	Diminution in the value of investment in subsidiary	16,686.50	17,815.00
	Interest paid	22,065.30	21,850.29
	Interest received	(8,299.32)	(5,695.23)
	Bad Debts / Loans and Advances	325.00	-
	Provision for doubtful debts / loans and advances	120.26	171.14
	Net fair value gain on financial assets measured at fair value through profit or loss	(218.93)	(845.38)
	Movement in Government grant	6.52	(846.41)
	Mines restoration charges	124.81	65.44
	Operating Profit Before Working Capital Changes	**1,59,097.58**	**1,22,324.31**
	Working capital adjustments :-		
	Increase in trade payables	9,731.62	4,527.73
	Increase in other financial liabilities	7,626.19	8,296.05
	Increase in other liabilities	19,282.37	944.63
	Increase / (Decrease) in provisions	(2,432.53)	1,930.09
	(Increase) in Inventories	(5,949.61)	(6,929.60)
	(Increase) in trade receivables	(9,709.44)	(2,294.24)
	(Increase) in other financial assets	(1,942.11)	(3,298.36)
	Decrease/(Increase) in Other assets	487.83	(328.34)
	Cash Generated From Operations	**1,76,191.90**	**1,25,172.27**
	Less : Income Tax Paid (inclusive of tax deducted at source)	(19,591.04)	(15,291.34)
	Net Cash flow From operating activities	**1,56,600.86**	**1,09,880.93**
B.	**Cash Used in Investing Activities**		
	Proceed from maturity of fixed deposit	99,067.43	34,231.29
	Investment in Fixed Deposits	(1,55,895.50)	(1,00,623.00)
	Acquisition/Purchase of property, plant & equipment	(62,356.67)	(98,895.94)
	Sale of property, plant & equipment	867.40	758.33
	Net Investments in Subsidiaries	(15,507.72)	(9,610.71)
	Investment in Equity, Mutual funds & Bonds other than in Subsidiaries	(71,422.80)	(48,199.99)
	Sale of Investment	46,638.70	86,777.87
	Interest received	7,412.41	4,427.77
	Net Cash Used In Investing Activities	**(1,51,196.75)**	**(1,31,134.38)**

(All amounts are in ₹ lacs, unless otherwise stated)

		For the year ended 31 March 2021	For the year ended 31 March 2020
C.	**Cash used in Financing Activities**		
	Proceeds from long term borrowings	58,500.00	68,300.00
	Repayment of long term borrowings	(34,672.82)	(25,519.23)
	Repayment of short term borrowings	(2,375.60)	(2,096.98)
	Proceeds of VAT Loans	744.63	282.51
	Repayment of deferred sales Tax	(231.01)	(527.76)
	Proceeds/(Repayment) from vehicle loans	60.24	(282.87)
	Payment towards principal portion of lease liability	(513.24)	(338.43)
	Interest paid on lease liability	(137.16)	(136.26)
	Interest Expense Paid	(21,973.49)	(22,290.02)
	Dividend paid (including dividend distribution tax)	(32.97)	(16,266.55)
	Net Cash (Used in)/ From Financing Activities	**(631.42)**	**1,124.41**
	Net Increase/(Decrease) in Cash and Cash Equivalents (A+B+C)	**4,772.69**	**(20,129.04)**
	Cash and Cash Equivalents at the beginning of the year	3,613.18	23,742.22
	Cash and Cash Equivalents at the end of the year	8,385.87	3,613.18
		4,772.69	**(20,129.04)**

Notes :

Cash and cash equivalents includes cash in hand and bank balances including Fixed Deposits.

Significant Accounting Policies 1

The accompanying notes are an integral part of the financial statements.

As per our report of even date.
For **S.R. Batliboi & Co. LLP**
Chartered Accountants
ICAI Firm Regn. No. 301003E/E300005

per Atul Seksaria
Partner
Membership No: 086370

Place: Faridabad
Dated: 12 June 2021

For and on behalf of the Board of Directors of
J.K. Cement Limited

Dr. Krishna Behari Agarwal
Director
DIN: 00339934

Sushila Devi Singhania
Chairperson
DIN: 00142549

A.K. Saraogi
Dy Managing Director & CFO
DIN: 00130805

Dr. Raghavpat Singhania
Managing Director
DIN: 02426556

Shambhu Singh
Company Secretary
Membership No: F5836

Madhavkrishna Singhania
Dy Managing Director and CEO
DIN: 07022433

Place: New Delhi
Dated: 12 June 2021

Statement of Changes in Equity

for the year ended 31 March 2021

(All amounts are in ₹ lacs, unless otherwise stated)

(a) Equity share capital

	As at 31 March 2021	As at 31 March 2020
Balance at the beginning of the year (77,268,251 Equity shares (31 March 2020: 77,268,251) of ₹ 10 each issued, subscribed and fully paid)	7,726.83	7,726.83
Changes in equity share capital during the year	-	-
Balance at the end of the year (77,268,251 Equity shares (31 March 2020:77,268,251) of ₹ 10 each issued, subscribed and fully paid)	**7,726.83**	**7,726.83**

(b) Other equity

	Reserves and Surplus				
	Securities premium	Debenture redemption reserve	General reserve	Retained earnings (including Other Comprehensive Income)	Total
Balance as at 01 April 2019	**75,679.66**	**9,876.90**	**90,325.02**	**1,05,672.09**	**2,81,553.67**
Profit for the year	-	-	-	40,037.59	40,037.59
Other comprehensive loss for the year	-	-	-	(126.85)	(126.85)
Total comprehensive income for the year	**-**	**-**	**-**	**39,910.74**	**39,910.74**
Transfer to/(from) general reserve	-	-	10,000.00	(10,000.00)	-
Transfer to/(from) debenture redemption reserve	-	(1,865.10)	-	1,865.10	-
Dividend paid	-	-	-	(13,521.95)	(13,521.95)
Dividend distribution tax	-	-	-	(2,779.48)	(2,779.48)
Balance as at 31 March 2020	**75,679.66**	**8,011.80**	**1,00,325.02**	**1,21,146.50**	**3,05,162.98**
Profit for the year	-	-	-	60,282.58	60,282.58
Other comprehensive income for the year	-	-	-	136.47	136.47
Total comprehensive income for the year	**-**	**-**	**-**	**60,419.05**	**60,419.05**
Adjustment during the year					
Transfer to/(from) general reserve	-	-	10,000.00	(10,000.00)	-
Transfer to/(from) debenture redemption reserve	-	(3,289.40)	-	3,289.40	-
Balance as at 31 March 2021	**75,679.66**	**4,722.40**	**1,10,325.02**	**1,74,854.95**	**3,65,582.03**

Significant Accounting Policies 1

The accompanying notes are an integral part of the financial statements.

As per our report of even date.
For **S.R. Batliboi & Co. LLP**
Chartered Accountants
ICAI Firm Regn. No. 301003E/E300005

per Atul Seksaria
Partner
Membership No: 086370

Place: Faridabad
Dated: 12 June 2021

For and on behalf of the Board of Directors of
J.K. Cement Limited

Dr. Krishna Behari Agarwal
Director
DIN: 00339934

Sushila Devi Singhania
Chairperson
DIN: 00142549

A.K. Saraogi
Dy Managing Director & CFO
DIN: 00130805

Dr. Raghavpat Singhania
Managing Director
DIN: 02426556

Shambhu Singh
Company Secretary
Membership No: F5836

Madhavkrishna Singhania
Dy Managing Director and CEO
DIN: 07022433

Place: New Delhi
Dated: 12 June 2021

Notes

to the financial statements for the year ended 31 March 2021

1. Corporate Information

I. Reporting Entity

J.K. Cement Limited ("J.K. Cement Limited" or "the Company") is a public limited company domiciled in India and has its registered office at Kamla Tower, Kanpur, Uttar Pradesh – 208001. J.K. Cement Limited's equity shares are listed on National Stock Exchange and Bombay Stock Exchange in India. The Company is engaged in the manufacturing and selling of Cement and Cement related products.

II. Significant Accounting Policies

The Company has consistently applied the following accounting policies to all periods presented in the financial statements.

1. Basis of preparation

The financial statements of the Company have been prepared in accordance with Indian Accounting Standards (Ind-AS) notified under the Companies (Indian Accounting Standards) Rules, 2015 (as amended from time to time) and presentation requirements of Division II of Schedule III to the Companies Act, 2013 (Ind AS compliant Schedule III).

These are Company's separate financial statements.

These financial statements were authorised for issue by the Board of Directors on 12.06.2021.

2. Basis of measurement

The financial statements have been prepared on a historical cost basis except the following assets and liabilities which are measured on fair value basis:

- Certain financial assets and liabilities that is measured at fair value (Refer note 40)
- Defined benefit liability/(assets): fair value of plan assets less present value of defined benefit obligation (Refer note 38)

3. Functional and presentation currency

These financial statements are presented in Indian National Rupee ('INR'), which is the Company's functional currency. All amounts have been rounded to the nearest lacs up to two decimal places, except when otherwise indicated.

4. Use of judgements and estimates

The preparation of the financial statements requires management to make judgements, estimates and assumptions that affect the reported amounts of assets, liabilities, income, expenses, and the accompanying disclosures, and the disclosure of contingent assets and liabilities. Uncertainty about these assumptions and estimates could result in outcomes that require a material adjustment to the carrying amount of assets or liabilities affected in future periods.

Estimates and underlying assumptions are reviewed on an ongoing basis. Revisions to estimates are recognised prospectively.

A. Judgements

Information about the judgements made in applying accounting policies that have the most significant effects on the amounts recognised in the financial statements have been given below:

Provision and contingencies

The assessment undertaken in the recognizing provision and contingencies have been made in accordance with Ind AS 37, 'Provisions, contingent liabilities and contingent assets'. The evaluation of the likelihood of the contingent events has required best judgement by management regarding the probability of exposure to potential loss.

B. Assumptions and estimation uncertainties

The key assumptions concerning the future and other key sources of estimation uncertainty at the reporting date, that have a significant risk of causing a material adjustment to the carrying amounts of assets and liabilities within the next financial year, are described below, the company based its assumptions and estimates on parameters available when the financial statements were prepared. Existing circumstances and assumptions about future development, however, may change due to market change or circumstances arising that are beyond the control of the company. Such changes are reflected in the assumptions when they occurred.

Taxes

Deferred tax assets are recognized for unused tax losses to the extent that it is probable that taxable profit will be available against which the losses can be utilized. Significant management judgement is required to determine the amount of deferred tax assets that can be recognized, based upon the likely timing and the level of future taxable profits together with tax planning strategy.

Notes
to the financial statements for the year ended 31 March 2021

Useful life of property, plant and equipment
The estimated useful life of property, plant and equipment are based on a number of factors including the effects of obsolescence, demand, competition, internal assessment of user experience and other economic factors (such as the stability of the industry, and known technological advances) and the level of maintenance expenditure required to obtain the expected future cash flows from the asset. The Company reviews the useful life of property, plant and equipment at the end of each reporting date.

Post-retirement benefit plans
Employee benefit obligations (gratuity obligations) are determined using actuarial valuation. An actuarial valuation involves making various assumptions that may differ from actual developments in the future. These include the determination of the discount rates, future salary increases and Mortality rates. Due to the complexities involved in the valuation and its long-term nature, a defined benefit obligation is highly sensitive to changes in these assumptions. All assumptions are reviewed at each reporting date.

Fair value measurement of financial instruments
The fair value of financial assets and financial liabilities recorded in the balance sheet in respect of which quoted prices in active markets are available and measured using valuation techniques. The inputs to these models are taken from observable markets where possible, but where this is not feasible, a degree of judgement is required in establishing fair values. Judgements include considerations of inputs such as liquidity risk, credit risk and volatility. Changes in assumptions about these factors could affect the reported fair value of financial instruments.

5. Classification of Assets and Liabilities as Current and Non-Current
The Company presents assets and liabilities in the balance sheet based on current/non-current classification. An asset is treated as current when it is:

- Expected to be realised or intended to be sold or consumed in normal operating cycle,
- Held primarily for the purpose of trading,
- Expected to be realised within twelve months after the reporting period, or
- Cash and cash equivalent unless restricted from being exchanged or used to settle a liability for at least twelve months after the reporting period.

All other assets are classified as non-current.

A liability is treated as current when:

- It is expected to be settled in normal operating cycle,
- It is held primarily for the purpose of trading,
- It is due to be settled within twelve months after the reporting period, or
- There is no unconditional right to defer the settlement of the liability for at least twelve months after the reporting period.

All other liabilities are classified as non-current.

Deferred tax assets and liabilities are classified as non current assets and liabilities.

The operating cycle is the time between the acquisition of the assets for processing and their realisation in cash and cash equivalents. The Company has identified twelve months as its operating cycle.

6. Property, plant and equipment
Recognition and measurement
Items of property, plant and equipment are stated at cost less accumulated depreciation and accumulated impairment loss, if any. The cost of assets comprises of purchase price and directly attributable cost of bringing the assets to working condition for its intended use including borrowing cost and incidental expenditure during construction incurred up to the date when the assets are ready to use. Capital work in progress includes cost of assets at sites, construction expenditure and interest on the funds deployed.

If significant parts of an item of property, plant and equipment have different useful life, then they are accounted for as a separate items (major components) of property, plant and equipment.

Items such as spare parts, stand-by equipment and servicing equipment are recognized as property, plant and equipment when they meet the definition of property, plant and equipment. Otherwise, such items are classified as inventory.

Any gain/ (loss) on disposal of property, plant and equipment is recognised in statement of profit and loss.

Subsequent Measurement
Subsequent expenditure is capitalised only if it is probable that the future economic benefits associated with the expenditure will flow to the Company.

Expenditure during construction period
Expenditure/Income during construction period (including financing cost related to borrowed funds for construction or acquisition of qualifying PPE) is included under Capital Work-in-Progress, and the same is allocated to the respective PPE on the completion of their construction. Advances given towards acquisition or construction of PPE outstanding at each reporting date are disclosed as capital advances under "Other non-current assets".

Depreciation
Depreciation on Property, plant and equipment (PPE) is calculated using the straight-line method (SLM) to allocate their cost, net of their residual values, over their estimated useful life (determined by the management based on technical estimates). The assets residual values and useful life are reviewed and adjusted if appropriate, at the end of each reporting period.

Leasehold land is being amortised over the period of lease tenure.

Tangible Assets	Useful Life (In years)
Factory building (including roads)	03-30 Years
Non factory building (including roads)	05-60 Years
Plant and machinery	05-40 Years
Vehicles	08 Years
Furniture and fixtures	10 Years
Office equipment	05 Years
Railway slidings	15 Years

The useful life of certain plant and machineries have been considered lower / higher than 15 years. These life are lower / higher those indicated in schedule II of Companies Act, 2013.

Freehold Mining Land is depleted according to the 'unit of production' method by reference to the ratio of extraction of limestone in the year to the related reserves of limestone.

Leasehold Land is amortized on a straight-line basis over the primary lease period.

Limestone reserves are estimated by the management based on the internal best estimates or independent expert's valuation as considered appropriate. These estimates are reviewed at least annually.

The management believes that the estimated useful life are realistic and reflect approximation of the period over which the assets are likely to be used.

7. Intangible assets
Intangible Assets are stated at cost less accumulated amortization and impairment loss, if any. Intangible assets are amortized on straight line method basis over the estimated useful life. Estimated useful life of the Software is considered as 3 years.

Subsequent expenditure is capitalised only if it is probable that the future economic benefits associated with the expenditure will flow to the company.

Amortisation methods, useful life and residual values are reviewed in each financial year end and changes, if any, are accounted for prospectively.

Amortisation of Mining rights over the period or respective Mining Agreement.

Amortisation of Mining Reserve: On the basis of material extraction (proportion of material extracted per annum to total mining reserve)

8. Financial instruments
A financial instrument is any contract that gives rise to asset of one entity and a financial liability or equity instrument of another entity. Financial instruments also include derivative contracts such as foreign currency forward contracts, cross currency interest rate swaps, interest rate swaps and currency options; and embedded derivatives in the host contract.

Financial Assets
Initial recognition and measurement
All financial assets are recognised initially at fair value plus, in the case of financial assets not recorded at fair value through profit or loss, transaction costs that are attributable to the acquisition of the financial asset.

Purchases or sales of financial assets that require delivery of assets within a time frame established

Notes
to the financial statements for the year ended 31 March 2021

by regulation or convention in the market place (regular way trades) are recognized on the trade date, i.e., the date that the company commits to purchase or sell the asset.

Classifications
The Company classifies its financial assets as subsequently measured at either amortised cost or fair value through other comprehensive income (FVOCI) or fair value through Profit and Loss Account (FVTPL) on the basis of either: Company's business model for managing the financial assets or Contractual cash flow characteristics of the financial assets.

Business model assessment
The company makes an assessment of the objective of a business model in which an asset is held at an instrument level because this best reflects the way the business is managed and information is provided to management.

Debt instruments at amortised cost
A financial asset is measured at amortised cost only if both of the following conditions are met:

- It is held within a business model whose objective is to hold assets in order to collect contractual cash flows.
- The contractual terms of the financial asset represent contractual cash flows that are solely payments of principal and interest.

After initial measurement, such financial assets are subsequently measured at amortised cost using the Effective Interest Rate ('EIR') method. Amortised cost is calculated by taking into account any discount or premium on acquisition and fees or costs that are an integral part of the EIR. The EIR amortisation is included as finance income in the profit or loss. The losses arising from impairment are recognised in the profit or loss.

Debt instrument at fair value through Other Comprehensive Income (FVOCI)
Debt instruments with contractual cash flow characteristics that are solely payments of principal and interest and held in a business model whose objective is achieved by both collecting contractual cash flows and selling financial assets are classified to be measured at FVOCI.

Debt instrument at fair value through profit and loss (FVTPL)
Any debt instrument, which does not meet the criteria for categorization as at amortized cost or as FVOCI, is classified as at FVTPL.

In addition, the company may elect to classify a debt instrument, which otherwise meets amortized cost or FVOCI criteria, as at FVTPL. However, such election is allowed only if doing so reduces or eliminates a measurement or recognition inconsistency (referred to as 'accounting mismatch').

Debt instruments included within the FVTPL category are measured at fair value with all changes recognized in the profit and loss.

Equity Instruments
All equity instruments in scope of Ind AS 109 are measured at fair value and all changes in fair value are recorded in FVTPL. On initial recognition an equity investment that is not held for trading, the Company may irrevocably elect to present subsequent changes in fair value in OCI and fair value changes on the instrument, excluding dividends, are recognized in the OCI. There is no recycling of the amounts from OCI to statement of profit and loss, even on sale of investment. However, the Company may transfer the cumulative gain or loss within equity. This election is made on an investment-by-investment basis.

All other Financial Instruments are classified as measured at FVTPL.

Derecognition of financial assets
A financial asset (or, where applicable, a part of a financial asset or part of a group of similar financial assets) is primarily derecognised (i.e. removed from the company's balance sheet) when:

- The rights to receive cash flows from the asset have expired, or
- The company has transferred its rights to receive cash flows from the asset or has assumed an obligation to pay the received cash flows in full without material delay to a third party under a 'pass-through' arrangement; and either (a) the company has transferred substantially all the risks and rewards of the asset, or (b) the company has neither transferred nor retained substantially all the risks and rewards of the asset, but has transferred control of the asset

Notes
to the financial statements for the year ended 31 March 2021

When the company has transferred its rights to receive cash flows from an asset or has entered into a pass-through arrangement, it evaluates if and to what extent it has retained the risks and rewards of ownership. When it has neither transferred nor retained substantially all of the risks and rewards of the asset, nor transferred control of the asset, the company continues to recognize the transferred asset to the extent of the company's continuing involvement. In that case, the company also recognizes an associated liability. The transferred asset and the associated liability are measured on a basis that reflects the rights and obligations that the company has retained.

Continuing involvement that takes the form of a guarantee over the transferred asset is measured at the lower of the original carrying amount of the asset and the maximum amount of consideration that the company could be required to repay.

On derecognition of a financial asset, the difference between the carrying amount of the asset (or the carrying amount allocated to the portion of the asset derecognised) and the sum of (i) the consideration received (including any new asset obtained less any new liability assumed) and (ii) any cumulative gain or loss that had been recognised in OCI is recognised in profit or loss.

Impairment of financial assets
The Company assesses on a forward-looking basis the expected credit losses associated with its assets carried at amortised cost and at FVOCI.

For recognition of impairment loss on other financial assets and risk exposure, the Company determines that whether there has been a significant increase in the credit risk since initial recognition. If credit risk has not increased significantly, 12-month ECL is used to provide for impairment loss. However, if credit risk has increased significantly, lifetime ECL is used. If, in a subsequent period, credit quality of the instrument improves such that there is no longer a significant increase in credit risk since initial recognition, then the entity revert to recognizing impairment loss allowance based on 12 month ECL.

Lifetime ECL are the expected credit losses resulting from all possible default events over the expected life of a financial instrument. The 12 -month ECL is a portion of the lifetime ECL which results from default events on a financial instrument that are possible within 12 months after the reporting date.

With regard to trade receivable, the Company applies the simplified approach as permitted by Ind AS 109, Financial Instruments, which requires expected lifetime losses to be recognised from the initial recognition of the trade receivables.

Financial liabilities
Initial recognition and measurement
Financial liabilities are classified, at initial recognition, as financial liabilities at fair value through profit or loss, amortised cost, as appropriate.

All financial liabilities are recognised initially at fair value and, in the case of amortised cost, net of directly attributable transaction costs.

Subsequent measurement
The measurement of financial liabilities depends on their classification, as described below:

Financial Liabilities measured at amortised cost
After initial recognition, interest-bearing loans and borrowings are subsequently measured at amortised cost using the EIR method. Gains and losses are recognised in profit or loss when the liabilities are derecognised as well as through the EIR amortisation process.

Amortised cost is calculated by taking into account any discount or premium on acquisition and fees or costs that are an integral part of the EIR. The EIR amortisation is included as finance costs in the statement of profit and loss.

Financial liabilities at fair value through profit or loss
Financial liabilities at fair value through profit or loss include financial liabilities held for trading and financial liabilities designated upon initial recognition as at fair value through profit or loss. Financial liabilities are classified as held for trading if they are incurred for the purpose of repurchasing in the near term.

Gains or losses on liabilities held for trading are recognised in the profit or loss.

Financial liabilities designated upon initial recognition at fair value through profit or loss are designated as such at the initial date of

Notes
to the financial statements for the year ended 31 March 2021

recognition, and only if the criteria in Ind AS 109 are satisfied. For liabilities designated as FVTPL, fair value gains/ losses attributable to changes in own credit risk are recognized in OCI. These gains/ loss are not subsequently transferred to P&L. However, the Company may transfer the cumulative gain or loss within equity. All other changes in fair value of such liability are recognised in the statement of profit or loss.

Financial guarantee contracts
Financial guarantee contract issued by the Company is contracts that require a payment to be made to reimburse the holder for a loss it incurs because, the specified debtor fails to make a payment when due in accordance with the terms of a debt instrument. Financial guarantee contracts are recognised initially as a liability at fair value, adjusted for transaction costs that are directly attributable to the issuance of the guarantee. Subsequently, the liability is measured at the higher of the amount of loss allowance determined as per impairment requirements of Ind AS 109, and the transaction amount recognised less cumulative amortisation.

Derecognition of financial liabilities
The company derecognises a financial liability when its contractual obligations are discharged or cancelled, or expire.

Reclassification of financial assets
The company determines classification of financial assets and liabilities on initial recognition. After initial recognition, no reclassification is made for financial assets which are equity instruments and financial liabilities. For financial assets which are debt instruments, a reclassification is made only if there is a change in the business model for managing those assets. Changes to the business model are expected to be infrequent. The company's senior management determines change in the business model as a result of external or internal changes which are significant to the company's operations. Such changes are evident to external parties. A change in the business model occurs when the company either begins or ceases to perform an activity that is significant to its operations. If the company reclassifies financial assets, it applies the reclassification prospectively from the reclassification date which is the first day of the immediately next reporting period following the change in business model. The company does not restate any previously recognized gains, losses (including impairment gains or losses) or interest.

9. Inventories
Inventories are valued as follows:

Raw materials, packing materials, stores and spares	Lower of cost and net realisable value. Cost is determined on a moving weighted average basis. Materials and other items held for use in the production of inventories are at cost not written down below costs, if finished goods in which they will be incorporated are expected to be sold at or above cost
Work-in-progress, finished goods and traded goods	Lower of cost and net realisable value. Cost includes direct materials, labor and a proportion of manufacturing overheads. Cost of finished goods includes excise duty, wherever applicable.
Waste	At net realisable value

Net realisable value is the estimated selling price in the ordinary course of business, less estimated costs of completion and to make the sale.

10. Investment in subsidiary and joint venture
Investment in subsidiaries and joint venture are carried at cost / fair value as per the requirement of IND AS 32, Financial Instruments and IND AS 109, Financial Instruments in the separate financial statements. Investment carried at cost is tested for impairment as per IND AS 36, Impairment of Assets. Investments in subsidiaries and JV are tested for impairment whenever events or changes in circumstances indicate that the carrying amount may not be recoverable. An impairment loss is recognised for the amount by which the carrying amount of investments exceeds its recoverable amount.

11. Provisions, Contingent Liabilities and Assets
Provisions are recognised when the Company has a present legal or constructive obligation as a result of past events, it is probable that an outflow of resources will be required to settle the obligation and the amount can be reliably estimated. Provisions are not recognised for future operating losses.

Provisions are measured at the present value of management's best estimate of the expenditure required to settle the present obligation at the end of the reporting period. The discount rate used to determine the present value is a pre-tax rate that reflects current market assessments of the time value of money and the risks specific to the liability. The increase in the provision due to the passage of time is recognised as interest expense.

Where it is not probable that an outflow of economic benefits will be required, or the amount cannot be estimated reliably, the obligation is disclosed as a contingent liability, unless the probability of outflow of economic benefits is remote. Possible obligations, whose existence will only be confirmed by the occurrence or non-occurrence of one or more future uncertain events not wholly within the control of the company, are also disclosed as contingent liabilities unless the probability of outflow of economic benefits is remote.

Contingent Assets are not recognized in the financial statements. However, when the realization of income is virtually certain, then the related asset is not a contingent asset and its recognition is appropriate.

Mines Restoration Expenditure
The expenditure on restoration of the mines based on technical estimates by Internal/External specialists is recognized in the accounts. The total estimated restoration expenditure is apportioned over the estimated quantity of mineral resources (likely to be made available) and provision is made in the accounts based on minerals mined during the year.

12. Revenue Recognition
The Company derives revenues primarily from sale of cement and cement related products.

Ind AS 115 "Revenue from Contracts with Customers" provides a control-based revenue recognition model and provides a five-step application approach to be followed for revenue recognition.

- Identify the contract(s) with a customer;
- Identify the performance obligations;
- Determine the transaction price;
- Allocate the transaction price to the performance obligations;
- Recognise revenue when or as an entity satisfies performance obligation.

Revenue from contracts with customers is recognised when control of the goods or services are transferred to the customer at an amount that reflects the consideration to which the Company expects to be entitled in exchange for those goods or services. The Company has generally concluded that it is the principal in its revenue arrangements, except for the agency services, because it typically controls the goods or services before transferring them to the customer.

Revenue excludes amounts collected on behalf of third parties.

Sale of goods
For sale of goods, revenue is recognised when control of the goods has transferred at a point in time i.e. when the goods have been delivered to the specific location (delivery). Following delivery, the customer has full discretion over the responsibility, manner of distribution, price to sell the goods and bears the risks of obsolescence and loss in relation to the goods. A receivable is recognised by the Company when the goods are delivered to the customer or their agent as this represents the point in time at which the right to consideration becomes unconditional, as only the passage of time is required before payment is due. The Company considers the effects of variable consideration, the existence of significant financing components, noncash consideration, and consideration payable to the customer (if any).

Variable consideration
If the consideration in a contract includes a variable amount, estimates the amount of consideration to which it will be entitled in exchange for transferring the goods to the customer. The variable consideration is estimated at contract inception and constrained until it is highly probable that a significant revenue reversal in the amount of cumulative revenue recognised will not occur when the associated uncertainty with the variable consideration is subsequently resolved. The Company recognizes changes in the estimated amount of variable consideration in the period in which the change occurs. Some contracts for the sale of goods provide customers with volume rebates and pricing incentives, which give rise to variable consideration. The Company provides retrospective volume rebates and pricing incentives to certain customers once the quantity of products purchased during the period exceeds

Notes
to the financial statements for the year ended 31 March 2021

a threshold specified in the contract. Rebates are offset against amounts payable by the customer. To estimate the variable consideration for the expected future rebates, the Company applies the most expected value method for contracts. The selected method that best predicts the amount of variable consideration is primarily driven by the number of volume thresholds contained in the contract. The Company then applies the requirements on constraining estimates of variable consideration and recognises a refund liability for the expected future rebates.

Contract balances
Trade receivables
A receivable represents the Company's right to an amount of consideration that is unconditional (i.e., only the passage of time is required before payment of the consideration is due). Refer to accounting policies of financial assets Financial instruments – initial recognition and subsequent measurement.

Contract liabilities
A contract liability is the obligation to transfer goods or services to a customer for which the Company has received consideration (or an amount of consideration is due) from the customer. If a customer pays consideration before the Company transfers goods or services to the customer, a contract liability is recognised when the payment is made or the payment is due (whichever is earlier). Contract liabilities are recognised as revenue when the Company performs under the contract

Cost to obtain a contract
The Company pays sales commission to its selling agents for each contract that they obtain for the Company. The Company has elected to apply the optional practical expedient for costs to obtain a contract which allows the Company to immediately expense sales commissions (included in advertisement and sales promotion expense under other expenses) because the amortization period of the asset that the Company otherwise would have used is one year or less.

Costs to fulfil a contract i.e. freight, insurance and other selling expenses are recognized as an expense in the period in which related revenue is recognised

Critical judgements
The Company's contracts with customers include promises to transfer goods to the customers. Judgement is required to determine the transaction price for the contract. The transaction price could be either a fixed amount of customer consideration or variable consideration with elements such as schemes, incentives, cash discounts, etc. The estimated amount of variable consideration is adjusted in the transaction price only to the extent that it is highly probable that a significant reversal in the amount of cumulative revenue recognised will not occur and is reassessed at the end of each reporting period.

(a) Costs to obtain a contract are generally expensed as incurred. The assessment of this criteria requires the application of judgement, in particular when considering if costs generate or enhance resources to be used to satisfy future performance obligations and whether costs are expected to be recovered.

Other revenue streams
Interest Income
For all debt instruments measured either at amortised cost or at fair value through other comprehensive income, interest income is recorded using the effective interest rate (EIR). EIR is the rate that exactly discounts the estimated future cash payments or receipts over the expected life of the financial instrument or a shorter period, where appropriate, to the gross carrying amount of the financial asset or to the amortised cost of a financial liability. When calculating the effective interest rate, the Company estimates the expected cash flows by considering all the contractual terms of the financial instrument (for example, prepayment, extension, call and similar options) but does not consider the expected credit losses. Interest income is included in finance income in the statement of profit and loss.

13. Government Grants and Subsidies
Grants from the government are recognised at their fair value where there is a reasonable assurance that the grant will be received and the Company will comply with all attached conditions.

Government grants that compensate the Company for expenses incurred are recognised in profit or loss as income on a systematic basis in the periods in which the expense is recognised.

Notes
to the financial statements for the year ended 31 March 2021

Government grants relating to the purchase of property, plant and equipment are included in non-current liabilities as deferred income and are credited to profit or loss on a straight-line basis over the expected life of the related assets and presented within other income.

14. Employee benefits

(i) Short term employee benefits
Short-term employee benefits are expensed as the related service is provided. A liability is recognised for the amount expected to be paid if the Company has a present legal or constructive obligation to pay this amount as a result of past service provided by the employee and the obligation can be estimated reliably.

(ii) Defined contribution plans
Obligations for contributions to defined contribution plans are expensed as the related service is provided. The company has following defined contribution plans:

a) Provident fund
The Company makes specified monthly contributions towards Provident Fund and Employees State Insurance Corporation ('ESIC'). The contribution is recognized as an expense in the Statement of Profit and Loss during the period in which employee renders the related service.

b) Superannuation scheme
Superannuation Certain employees of the Company are eligible for participation in defined contribution plans such as superannuation. Contributions towards these funds are recognized as an expense periodically based on the contribution by the Company, since Company has no further obligation beyond its periodic contribution.

(iii) Defined benefit plans
The company's net obligation in respect of defined benefit plans is calculated separately for each plan by estimating the amount of future benefit that employees have earned in the current and prior periods, discounting that amount and deducting the fair value of any plan assets.

The calculation of defined benefit obligations is performed annually by a qualified actuary using the projected unit credit method. When the calculation results in a potential asset for the company, the recognised asset is limited to the present value of economic benefits available in the form of any future refunds from the plan or reductions in future contributions to the plan. To calculate the present value of economic benefits, consideration is given to any applicable minimum funding requirements.

Remeasurement of the net defined benefit liability, which comprise actuarial gains and losses, the return on plan assets (excluding interest) and the effect of the asset ceiling (if any, excluding interest), are recognised immediately in Other Comprehensive Income. Net interest expense (income) on the net defined liability (assets) is computed by applying the discount rate, used to measure the net defined liability (asset), to the net defined liability (asset) at the start of the financial year after taking into account any changes as a result of contribution and benefit payments during the year. Net interest expense and other expenses related to defined benefit plans are recognised in profit or loss.

When the benefits of a plan are changed or when a plan is curtailed, the resulting change in benefit that relates to past service or the gain or loss on curtailment is recognised immediately in profit or loss. The company recognises gains and losses on the settlement of a defined benefit plan when the settlement occurs.

The company has following defined benefit plans:

Gratuity
The Company provides for its gratuity liability based on actuarial valuation of the gratuity liability as at the Balance Sheet date, based on Projected Unit Credit Method, carried out by an independent actuary and contributes to the Gratuity Trust fund formed by the Company. The contributions made are recognized as plan assets. The defined benefit obligation as reduced by fair value of plan assets is recognized in the Balance Sheet. Re-measurements are recognized in the Other Comprehensive Income, net of tax in the year in which they arise.

Notes
to the financial statements for the year ended 31 March 2021

(iv) Other long-term employee benefits
The Company's net obligation in respect of long-term employee benefits is the amount of future benefit that employees have earned in return for their service in the current and prior periods. That benefit is discounted to determine its present value. Re-measurements are recognised in profit or loss in the period in which they arise.

The company has following long term employment benefit plans:

Leave Encashment
Leave encashment is payable to eligible employees at the time of retirement. The liability for leave encashment, which is a defined benefit scheme, is provided based on actuarial valuation as at the Balance Sheet date, based on Projected Unit Credit Method, carried out by an independent actuary.

15. Foreign currency transactions
Transactions in foreign currencies are translated into the Company's functional currency at the exchange rates at the dates of the transactions.

Monetary assets and liabilities denominated in foreign currencies are translated into the functional currency at the exchange rate at the reporting date. Non-monetary assets and liabilities that are measured at fair value in a foreign currency are translated into the functional currency at the exchange rate when the fair value was determined. Non-monetary items that are measured based on historical cost in a foreign currency are translated at the exchange rate at the date of the transaction. Foreign currency differences are generally recognised in profit or loss.

16. Borrowing Cost
Borrowing costs directly attributable to the acquisition, construction or production of an asset that necessarily takes a substantial period of time to get ready for its intended use or sale are capitalised as part of the cost of the asset. All other borrowing costs are expensed in the period in which they occur. Borrowing costs consist of interest and other costs that an entity incurs in connection with the borrowing of funds. Borrowing cost also includes exchange differences to the extent regarded as an adjustment to the borrowing costs.

17. Taxes
Tax expense comprises current and deferred tax. It is recognised in profit or loss except to the extent that it relates to items recognized directly in equity or in Other Comprehensive Income.

Current tax
Current tax comprises the expected tax payable or receivable on the taxable income or loss for the year and any adjustment to the tax payable or receivable in respect of previous years. It is measured using tax rates enacted or substantively enacted at the reporting date.

Current income tax relating to items recognised outside profit or loss is recognised outside profit or loss (either in other comprehensive income or in equity). Current tax items are recognised in correlation to the underlying transaction either in OCI or directly in equity. Management periodically evaluates positions taken in the tax returns with respect to situations in which applicable tax regulations are subject to interpretation and establishes provisions where appropriate.

Current tax assets and liabilities are offset only if, the Company:

a) Has a legally enforceable right to set off the recognised amounts; and

b) Intends either to settle on a net basis, or to realise the asset and settle the liability simultaneously.

Deferred tax
Deferred tax is recognised in respect of temporary differences between the carrying amounts of assets and liabilities for financial reporting purposes and the amounts used for taxation purposes. Deferred tax is not recognised for temporary differences on the initial recognition of assets or liabilities in a transaction that is not a business combination and that affects neither accounting nor taxable profit nor loss.

Deferred tax assets are recognised for unused tax losses, unused tax credits and deductible temporary differences to the extent that it is probable that future taxable profits will be available against which they can be used. Deferred tax assets are reviewed at each reporting date and are reduced to the extent that it is no longer probable that the related tax benefit will be realised; such reductions are reversed when the probability of future taxable profits improves.

Unrecognized deferred tax assets are reassessed at each reporting date and recognised to the extent that it has become probable that future taxable profits will be available against which they can be used.

Deferred tax is measured at the tax rates that are expected to be applied to temporary differences when they reverse, using tax rates enacted or substantively enacted at the reporting date.

The measurement of deferred tax reflects the tax consequences that would follow from the manner in which the company expects, at the reporting date, to recover or settle the carrying amount of its assets and liabilities.

The carrying amount of deferred tax asset is reviewed on each reporting date.

Deferred tax assets and liabilities are offset only if:

a) The entity has a legally enforceable right to set off current tax assets against current tax liabilities; and

b) The deferred tax assets and the deferred tax liabilities relate to income taxes levied by the same taxation authority on the same taxable entity.

i) Minimum alternate tax (MAT) paid in a year is charged to the statement of profit and loss as current tax for the year. The deferred tax asset is recognised for MAT credit available only to the extent that it is probable that the concerned company will pay normal income tax during the specified period, i.e., the period for which MAT credit is allowed to be carried forward. In the year in which the company recognizes MAT credit as an asset, it is created by way of credit to the statement of profit and loss and shown as part of deferred tax asset. The company reviews the "MAT credit entitlement" asset at each reporting date and writes down the asset to the extent that it is no longer probable that it will pay normal tax during the specified period.

18. Leases
The Company assesses at contract inception whether a contract is, or contains, a lease. That is, if the contract conveys the right to control the use of an identified asset for a period of time in exchange for consideration.

Company as a lessee
The Company applies a single recognition and measurement approach for all leases, except for short-term leases and leases of low-value assets. The Company recognises lease liabilities to make lease payments and right-of-use assets representing the right to use the underlying assets.

i) Right-of-use assets
The Company recognises right-of-use assets at the commencement date of the lease (i.e., the date the underlying asset is available for use). Right-of-use assets are measured at cost, less any accumulated depreciation and impairment losses, and adjusted for any remeasurement of lease liabilities. The cost of right-of-use asset includes the amount of lease liabilities recognised, initial direct costs incurred, and lease payments made at or before the commencement date less any lease incentives received. Right-of-use assets are depreciated on a straight-line basis over the shorter of the lease term and the estimated useful life of the assets. If ownership of the leased asset transfers to the Company at the end of the lease term or the cost reflects the exercise of a purchase option, depreciation is calculated using the estimated useful life of the asset.

The right-of-use assets are also subject to impairment.

ii) Lease Liabilities
At the commencement date of the lease, the Company recognises lease liabilities measured at the present value of lease payments to be made over the lease term. The lease payments include fixed payments (including in substance fixed payments) less any lease incentives receivable, variable lease payments that depend on an index or a rate, and amounts expected to be paid under residual value guarantees. The lease payments also include the exercise price of a purchase option reasonably certain to be exercised by the Company and payments of penalties for terminating the lease, if the lease term reflects the Company exercising the option to terminate. Variable lease payments that do not

Notes
to the financial statements for the year ended 31 March 2021

depend on an index or a rate are recognised as expenses (unless they are incurred to produce inventories) in the period in which the event or condition that triggers the payment occurs.

In calculating the present value of lease payments, the Company uses its incremental borrowing rate at the lease commencement date because the interest rate implicit in the lease is not readily determinable. After the commencement date, the amount of lease liabilities is increased to reflect the accretion of interest and reduced for the lease payments made. In addition, the carrying amount of lease liabilities is remeasured if there is a modification, a change in the lease term, a change in the lease payments (e.g., changes to future payments resulting from a change in an index or rate used to determine such lease payments) or a change in the assessment of an option to purchase the underlying asset.

The Company's lease liabilities are included in Interest-bearing loans and borrowings.

iii) Short-term leases and leases of low-value assets

The Company applies the short-term lease recognition exemption to its short-term leases of machinery and equipment (i.e., those leases that have a lease term of 12 months or less from the commencement date and do not contain a purchase option). It also applies the lease of low-value assets recognition exemption to leases of office equipment that are considered to be low value. Lease payments on short-term leases and leases of low-value assets are recognised as expense on a straight-line basis over the lease term.

19. Impairment of non-financial assets

At each reporting date, the Company reviews the carrying amounts of its non-financial assets (other than inventories and deferred tax assets) to determine whether there is any indication on impairment. If any such indication exists, then the asset's recoverable amount is estimated.

For impairment testing, assets are grouped together into the smallest group of assets that generates cash inflows from continuing use that are largely independent of the cash inflows of other assets or Cash Generating Units ('CGUs').

The recoverable amount of an asset or CGU is the greater of its value in use and its fair value less costs to sell. Value in use is based on the estimated future cash flows, discounted to their present value using a pre-tax discount rate that reflects current market assessments of the time value of money and the risks specific to the asset or CGU.

An impairment loss is recognised if the carrying amount of an asset or CGU exceeds its recoverable amount.

Impairment loss in respect of assets other than goodwill is reversed only to the extent that the assets carrying amount does not exceed the carrying amount that would have been determined, net of depreciation or amortisation, if no impairment loss had been recognised.

20. Segment Reporting

Operating segments are reported in a manner consistent with the internal reporting provided to the chief operating decision maker.

The board of directors of the Company has been identified as being the chief operating decision maker by the Management of the company. Refer note 37 for segment information presented.

21. Cash and cash equivalents

Cash and cash equivalents comprise cash at bank and on hand and short-term deposits with original maturities of three months or less that are readily convertible to known amounts of cash and which are subject to an insignificant risk of changes in value.

22. Exceptional item

Items of income or expense of non-routine are presented separately when their nature and amount of such significance and is relevant to an understanding of the entity's financial performance.

23. Earnings Per Share (EPS)

Basic earnings per share are computed by dividing the profit for the year by the weighted average number of equity shares outstanding during the period. Diluted earnings per shares is computed by dividing the profit for the year by the weighted average number of equity shares considered for deriving basic earnings per shares and also the weighted average number of equity shares that could have been issued upon conversion of all dilutive potential equity shares.

The weighted average number of equity shares outstanding during the period is adjusted for events such as bonus issue, bonus elements in a rights issue, share split and reverse share split(consolidation of shares) that have changed the no of equity shares outstanding without a corresponding change in resources.

24. Effective Interest Method

The effective interest method is a method of calculating the amortised cost of a financial asset or financial liability and of allocating interest income / interest expenses over the relevant period. The effective interest rate is the rate that exactly discounts estimated future cash receipts / payments (including all fees and points paid or received that form an integral part of the effective interest rate, transaction costs and other premiums or discounts) through the expected life of the debt instrument, or, where appropriate, a shorter period, to the net carrying amount on initial recognition.

25. Non-current assets held for sale

The Company classifies non-current assets as held for sale if their carrying amounts will be recovered principally through a sale rather than through continuing use. This condition is regarded as met only when the asset is available for immediate sale in its present condition subject only to terms that are usual and customary for sales of such asset and its sale is highly probable. Also, such assets are classified as held for sale only if the management expects to complete the sale within one year from the date of classification.

Non-current assets classified as held for sale are measured at the lower of their carrying amount and the fair value less cost to sell. Non-current assets are not depreciated or amortised.

New and amended standards

Amendments to Ind AS 116: COVID-19-Related Rent Concessions.

The amendments provide relief to lessees from applying Ind AS 116 guidance on lease modification accounting for rent concessions arising as a direct consequence of the COVID-19 pandemic. As a practical expedient, a lessee may elect not to assess whether a COVID-19 related rent concession from a lessor is a lease modification. A lessee that makes this election accounts for any change in lease payments resulting from the COVID-19 related rent concession the same way it would account for the change under Ind AS 116, if the change were not a lease modification.

The amendments are applicable for annual reporting periods beginning on or after the 1 April 2020. In case, a lessee has not yet approved the financial statements for issue before the issuance of this amendment, then the same may be applied for annual reporting periods beginning on or after the 1 April 2019. This amendment had no impact on the standalone financial statements.

Amendments to Ind AS 1 and Ind AS 8: Definition of Material

The amendments provide a new definition of material that states, "information is material if omitting, misstating or obscuring it could reasonably be expected to influence decisions that the primary users of general purpose financial statements make on the basis of those financial statements, which provide financial information about a specific reporting entity." The amendments clarify that materiality will depend on the nature or magnitude of information, either individually or in combination with other information, in the context of the financial statements. A misstatement of information is material if it could reasonably be expected to influence decisions made by the primary users. These amendments had no impact on the standalone financial statements of, nor is there expected to be any future impact to the Company.

These amendments are applicable prospectively for annual periods beginning on or after the 1 April 2020. The amendments to the definition of material are not expected to have a significant impact on the Standalone financial statements.

Amendments to Ind AS 107 and Ind AS 109: Interest Rate Benchmark Reform

The amendments to Ind AS 109 Financial Instruments: Recognition and Measurement provide a number of reliefs, which apply to all hedging relationships that are directly affected by interest rate benchmark reform. A hedging relationship is affected if the reform gives rise to uncertainty about the timing and/or amount of benchmark-based cash flows of the hedged item or the hedging instrument. These amendments have no impact on the standalone financial statements as it does not have any interest rate hedge relationships.

The amendments to Ind AS 107 prescribe the disclosures which entities are required to make for hedging relationships to which the reliefs as per the amendments in Ind AS 109 are applied. These amendments are applicable for annual periods beginning on or after the 1 April 2020. These amendments are not expected to have an impact on the Standalone financial statements.

Notes
to the financial statements for the year ended 31 March 2021

(All amounts are in ₹ lacs, unless otherwise stated)

2. Property, plant and equipment

Particulars	Gross Block				Depreciation Block				Net Block	
	Opening	Addition	Disposal/ Adjustment	As at 31 March 2021	Opening	Addition	Disposal/ Adjustment	As at 31 March 2021	As at 31 March 2020	As at 31 March 2021
Tangible Assets										
Freehold land (Refer iv)	32,623.34	1,658.76	-	34,282.10	-	-	-	-	32,623.34	34,282.10
Factory Building (Refer note v)	37,370.85	6,145.97	(3,508.22)	40,008.60	11,444.32	1,292.64	(18.31)	12,718.65	25,926.53	27,289.95
Non Factory Building (Refer note i)	36,018.88	8,781.04	(93.86)	44,706.06	7,139.54	1,065.59	(93.86)	8,111.27	28,879.34	36,594.79
Building	73,389.73	14,927.01	(3,602.08)	84,714.66	18,583.86	2,358.23	(112.18)	20,829.91	54,805.87	63,884.75
Plant and equipment (Refer note i & v)	4,69,204.71	40,547.99	(4,519.19)	5,05,233.51	1,36,840.62	19,213.32	(3,083.91)	1,52,970.03	3,32,364.09	3,52,263.48
Vehicles	4,352.43	793.47	(438.22)	4,707.68	2,188.35	413.02	(298.93)	2,302.44	2,164.08	2,405.24
Furniture and fixtures (Refer note v)	4,131.11	189.68	(551.78)	3,769.01	2,883.23	237.40	(524.02)	2,596.61	1,247.88	1,172.40
Office Equipment (Refer note v)	605.07	136.44	(114.71)	626.80	387.41	86.62	(107.70)	366.33	217.66	260.47
Railway sidings (Refer note i)	10,482.34	2,709.74	-	13,192.08	3,873.15	711.88	-	4,585.03	6,609.19	8,607.05
Rolling stock	89.43	-	-	89.43	84.96	-	-	84.96	4.47	4.47
Other assets	674.73	80.38	(261.84)	493.27	438.11	66.41	(246.61)	257.91	236.62	235.36
Total	**5,95,552.89**	**61,043.47**	**(9,487.82)**	**6,47,108.54**	**1,65,279.69**	**23,086.88**	**(4,373.35)**	1,83,993.22	**4,30,273.20**	4,63,115.32
Capital work-in-progress	50,920.00	45,263.81	(47,331.27)	48,852.54	-	-	-	-	50,920.00	48,852.54
Total	**50,920.00**	**45,263.81**	**(47,331.27)**	**48,852.54**	**-**	**-**	**-**	**-**	**50,920.00**	**48,852.54**

Notes
to the financial statements for the year ended 31 March 2021

(All amounts are in ₹ lacs, unless otherwise stated)

Particulars	Gross Block				Depreciation Block				Net Block	
	Opening	Addition	(Disposal)/ Adjustment	As at 31 March 2020	Opening	Addition	(Disposal)/ Adjustment	As at 31 March 2020	As at 31 March 2019	As at 31 March 2020
Tangible Assets										
Freehold land (Refer iv)	28,526.59	4,317.25	(220.50)	32,623.34	-	-	-	-	28,526.59	32,623.34
Factory Building| (Refer note v)	31,506.79	5,864.06	-	37,370.85	10,089.29	1,355.03	-	11,444.32	21,417.50	25,926.53
Non Factory Building (Refer note i)	34,483.25	1,535.63	-	36,018.88	6,095.29	1,044.25	-	7,139.54	28,387.96	28,879.34
Building	65,990.04	7,399.69	-	73,389.73	16,184.58	2,399.28	-	18,583.86	49,805.46	54,805.87
Plant and equipment (Refer note i & v)	3,83,244.53	93,533.02	(7,572.84)	4,69,204.71	1,24,649.26	16,278.59	(4,087.23)	1,36,840.62	2,58,595.27	3,32,364.09
Vehicles	4,305.45	336.41	(289.43)	4,352.43	1,941.12	432.21	(184.98)	2,188.35	2,364.33	2,164.08
Furniture and fixtures (Refer note v)	3,978.61	155.66	(3.16)	4,131.11	2,595.12	289.14	(1.03)	2,883.23	1,383.49	1,247.88
Office Equipment (Refer note v)	544.99	91.90	(31.82)	605.07	343.85	73.76	(30.20)	387.41	201.14	217.66
Railway sidings (Refer note i)	10,482.34	-	-	10,482.34	3,214.36	658.79	-	3,873.15	7,267.98	6,609.19
Rolling stock	89.43	-	-	89.43	80.19	4.77	-	84.96	9.24	4.47
Other assets	610.24	70.98	(6.49)	674.73	390.94	53.33	(6.16)	438.11	219.30	236.62
Leasehold land (Refer note ii & iv)	18,093.78	-	(18,093.78)	-	3,970.04	-	(3,970.04)	-	14,123.74	-
Total	**5,15,866.00**	**1,05,904.91**	**(26,218.02)**	**5,95,552.89**	**1,53,369.46**	**20,189.87**	**(8,279.64)**	**1,65,279.69**	**3,62,496.54**	**4,30,273.20**
Capital work-in-progress	55,644.07	93,504.60	(98,228.67)	50,920.00	-	-	-	-	55,644.07	50,920.00
Total	**55,644.07**	**93,504.60**	**(98,228.67)**	**50,920.00**	**-**	**-**	**-**	**-**	**55,644.07**	**50,920.00**

(i) The amount incurred by Company as at 31 March 2021,ownership of which vests with State Electricity Boards & Indian Railways is cost ₹ 7,234.26 lacs (31 March 2020: ₹ 5,040.61 lacs), amortisation ₹ 1,804.18 lacs (31 March 2020: ₹ 1,409.08 lacs) and net block ₹ 5,430.08 lacs (31 March 2020: ₹ 3,631.54 lacs)

(ii) It includes freehold land for mining having cost of ₹ 3,082.44 lacs (31 March 2020: ₹ 3,082.44 lacs), amortisation of ₹ 1,029.21 lacs (31 March 2020: ₹ 901.78 lacs) and net block of ₹ 2,053.23 lacs (31 March 2020 :₹ 2,180.66 lacs)

(iii) Property, plant & equipment pledged as security: Refer note 17a for information on property, plant & equipment pledged as security by the Company.

(iv) The title deeds of immovable properties included in property, plant and equipment are held in the name of the Company except for 1 case of leasehold land, 2 cases of freehold land and 2 cases of freehold mining land, amounting to gross block of ₹ 1,353.07 lacs (net block: ₹ 0.75 lacs), gross block of ₹ 168.43 lacs (net block: ₹ 168.43 lacs) and gross block of ₹ 54.19 lacs (net block : ₹ 40.98 lacs), respectively as at 31 March 2021 and gross block of ₹ 168.43 lacs (net block: ₹ 168.43 lacs) and gross block of ₹ 54.19 lacs (net block : ₹ 43.05 lacs), respectively as at 31 March 2020, for which title deeds are in the name of the erstwhile company that merged with the Company pursuant to a scheme of amalgamation and arrangement as approved by the honourable High Court in earlier years.

(v) The Company is in the process of its brownfield expansion project, on account of which, the amount of borrowing cost that has been capitalised during the year ended 31 March 2021 was ₹ 1,893.39 lacs (31 March 2020: ₹ 3,253.70 lacs). The rate used to determine the amount of borrowing costs eligible for capitalisation ranged between 8.05% to 8.75%.

Notes
to the financial statements for the year ended 31 March 2021

(All amounts are in ₹ lacs, unless otherwise stated)

3. Intangible Assets

Particulars	Gross Block				Depreciation Block				Net Block	
	Opening	Addition	Disposal/ Adjustment	As at 31 March 2021	Opening	Addition	Disposal/ Adjustment	As at 31 March 2021	As at 31 March 2020	As at 31 March 2021
Intangible Assets										
Computer Software	1,018.07	195.37	-	1,213.44	837.82	114.25	-	952.07	180.25	261.37
Mining Rights	1,384.33	1,497.69	-	2,882.02	260.54	93.35	-	353.89	1,123.79	2,528.13
Total	**2,402.40**	**1,693.06**	**-**	**4,095.46**	**1,098.36**	**207.60**	**-**	**1,305.96**	**1,304.04**	**2,789.50**

Particulars	Gross Block				Depreciation Block				Net Block	
	Opening	Addition	(Disposal)/ Adjustment	As at 31 March 2020	Opening	Addition	(Disposal)/ Adjustment	As at 31 March 2020	As at 31 March 2019	As at 31 March 2020
Intangible Assets										
Computer Software	933.73	84.34	-	1,018.07	702.89	145.36	(10.43)	837.82	230.84	180.25
Mining Rights	866.69	517.64	-	1,384.33	47.64	66.33	146.57	260.54	819.05	1,123.79
Total	**1,800.42**	**601.98**	**-**	**2,402.40**	**750.53**	**211.69**	**136.14**	**1,098.36**	**1,049.89**	**1,304.04**

Notes
to the financial statements for the year ended 31 March 2021

(All amounts are in ₹ lacs, unless otherwise stated)

3 (i). Right-of-use assets

Set out below are the carrying amounts of right-of-use assets recognised and the movements during the period:

Particulars	Gross Block				Depreciation Block				Net Block	
	Opening	Addition	Disposal/ Adjustment	As at 31 March 2021	Opening	Addition	Disposal/ Adjustment	As at 31 March 2021	As at 31 March 2020	As at 31 March 2021
Leasehold land	18,131.50	158.50	-	18,290.00	4,417.11	574.86	-	4,991.97	13,714.39	13,298.03
Buildings	1,912.99	1,087.33	(510.13)	2,490.19	410.94	598.37	(192.12)	817.19	1,502.05	1,673.00
Other Equipment	31.86	-	-	31.86	16.34	-	-	16.34	15.52	15.52
Total	**20,076.35**	**1,245.83**	**(510.13)**	**20,812.05**	**4,844.39**	**1,173.23**	**(192.12)**	**5,825.50**	**15,231.96**	**14,986.55**

Particulars	Gross Block				Depreciation Block				Net Block	
	Opening	Addition	(Disposal)/ Adjustment	As at 31 March 2020	Opening	Addition	(Disposal)/ Adjustment	As at 31 March 2020	As at 31 March 2019	As at 31 March 2020
Leasehold land	18,093.78	177.62	(139.90)	18,131.50	3,970.04	610.03	(162.96)	4,417.11	14,123.74	13,714.39
Buildings	1,566.68	346.31	-	1,912.99	-	410.94	-	410.94	1,566.68	1,502.05
Other Equipment	31.86	-	-	31.86	-	16.34	-	16.34	31.86	15.52
Total	**19,692.32**	**523.93**	**(139.90)**	**20,076.35**	**3,970.04**	**1,037.31**	**(162.96)**	**4,844.39**	**15,722.28**	**15,231.96**

Set out below are the carrying amounts of lease liabilities and the movements during the year:

Particulars	As at 31 March 2021	As at 31 March 2020
Opening balance	1,606.43	1,598.55
Addition	769.32	346.31
Accretion of Interest	137.16	136.26
Payment of lease liabilities	(650.40)	(474.69)
Closing balance	**1,862.51**	**1,606.43**
Current	519.14	369.63
Non-current	1,343.37	1,236.80

The table below provides details regarding the contractual maturities of lease liabilities as at 31 March 2021 and 31 March 2020 on an undiscounted basis.

Particulars	As at 31 March 2021	As at 31 March 2020
Less than one year	640.85	485.05
One to two years	476.44	464.46
More than two years	1,091.42	1,013.61
	2,208.72	**1,963.12**

The Company does not face a significant liquidity risk with regard to its lease liabilities as the current assets are sufficient to meet the obligations related to lease liabilities as and when they fall due.

The average borrowing rate of 8% has been applied to lease liabilities recognised in the balance sheet.

Notes
to the financial statements for the year ended 31 March 2021

(All amounts are in ₹ lacs, unless otherwise stated)

4. Non-Current Financial Assets - Investments

	As at 31 March 2021	As at 31 March 2020
A. Investment in equity instruments (fully paid-up)		
Unquoted		
Subsidiary Companies(at cost)		
-319,030 (31 March 2020 :319,030) equity shares of J.K. Cement (Fujairah) FZC.(Face value AED1000 each)	54,200.79	54,200.79
Less: Diminution in the value of investment (Refer note 44)	(32,837.92)	(16,151.42)
- 20,614,585 (31 March 2020:11,423,408) equity shares of Jaykaycem (Central) Limited (Face value ₹ 10 each)	33,259.02	10,759.02
Others (at FVTPL)		
- 8,000 (31 March 2020: 8,000) equity shares of ReNew Wind Energy AP (Pvt.) Ltd. (Face value ₹ 10 each)	8.00	8.00
- 3,140,101(31 March 2020 : 3,140,101) equity shares of VS Lignite Power Pvt. Ltd. (Face value ₹ 10 each)# #	-	-
- 163,720 (31 March 2020 : 184,131) equity shares of Atria Wind Power (Chitradurga) Pvt. Ltd. (Face value ₹ 10 each)	410.86	462.22
B. Investment in preference shares (fully paid up)		
Unquoted		
Subsidiary Companies (at amortised Cost)		
-15,957 (31 March 2020 : 4,168)3% Non cumulative 11 years Redeemable (Face value AED1000 each) preference shares in J.K. Cement (Fujairah)FZC	3,214.17	808.12
- 15,957 (31 March 2020 : 4,168)3% Non cumulative 12 years Redeemable (Face value AED1000 each) preference shares in J.K. Cement (Fujairah)FZC	3,214.17	808.12
- 15,956 (31 March 2020 : 4,168)3% Non cumulative 13 years Redeemable (Face value AED1000 each) preference shares in J.K. Cement (Fujairah)FZC	3,213.97	808.12
- 15,958 (31 March 2020 : 4,169) 3% Non cumulative 14 years Redeemable (Face value AED1000 each) preference shares in J.K. Cement (Fujairah)FZC	3,214.36	808.31
Others (at FVTPL)		
- 2,785,552(31 March 2020 : 2,785,552) 0.01% cumulative redeemable Preference shares in VS Lignite Power Pvt. Ltd. (Face value ₹ 10 each)# #	-	-
C. Investment In Mutual Fund (Quoted)(at FVTPL)		
-Nil (31 March 2020:5,000,000) units of HDFC fmp 1302D Sep2016(1)Regular-Growth -Series-37 Maturity date 2020	-	662.00
-Nil (31 March 2020:5,000,000) units of HDFC fmp 1188D Mar-2017(1)-Regular-Growth-Series38- Maturity date-29 June 2020	-	630.50
-Nil (31 March 2020:5,000,000) units of "UTI FITF Series XXVII - II (1161 days)"	-	557.00
-Nil (31 March 2020:5,000,000) units of ICICI Prudential Fixed Maturity Plan Series 82-1187 Days	-	590.00
-Nil (31 March 2020:5,000,000) units of ICICI Prudential Fixed Maturity Plan Series 82-1136 Days	-	583.50
D. Investments in Bonds(Quoted) (at FVTPL)		
-Nil (31 March 2020:50) State bank of India SR-III 8.39% BD perpetual bonds, Face value per Bond ₹ 1,000,000 purchased @991,285 each	-	485.21
-Nil (31 March 2020:50) State bank of India SR-II 8.75% BD perpetual bonds, Face value per Bond ₹ 1,000,000 purchased @1,007,773 each	-	501.86
-93 (31 March 2020:Nil) S9.80% Canara 25 July 2022 perpetual bonds, Face value per Bond ₹ 1,000,000 purchased @1,026,188.96 each	947.77	-
-150 (31 March 2020:Nil) 8.65% BOB 11 August 2022 perpetual bonds , Face value per Bond ₹ 1,000,000 purchased @1,104,861.563 each	1,514.95	-
-150 (31 March 2020:Nil) 8.75% Axis 28 June 2022 perpetual bonds, Face value per Bond ₹ 1,000,000 purchased @1,035,807.507 each	1,515.35	-
	71,875.49	**56,521.35**
Aggregate amount of market value of quoted investment	**3,978.07**	4,010.07
Aggregate amount of unquoted investment	**67,897.42**	52,511.28
Aggregate Impairment amount of unquoted investment	**33,430.49**	16,743.99

The fair value of investment is Nil (31 March 2020: Nil)

Notes
to the financial statements for the year ended 31 March 2021

(All amounts are in ₹ lacs, unless otherwise stated)

5. Non-Current Financial Assets - Others

	As at 31 March 2021	As at 31 March 2020
(Unsecured, Considered good unless otherwise stated)		
(Carried at Amortised Cost, unless otherwise stated)		
Fixed deposits with maturity more than 12 months from the reporting date *	1,122.76	121.95
Vehicle Loan Recoverable	224.61	189.71
Security Deposits	5,348.70	4,719.73
Share Application Money(Refer note 39)#	2,180.05	2,109.83
	8,876.12	**7,141.22**

*includes ₹ 133.05 lacs (31 March 2020 ₹ 121.95 lacs) pledged against overdraft /other commitments.

Share application money paid to J.K. Cement (Fujairah) FZC (Subsidiary Company) in current year against 3% Non cumulative redeemable preference shares in J.K. Cement (Fujairah) FZC. The allotment is expected to be made by end of June, 2021.

No loans due by directors or other officers of the Company or any of them either severally or jointly with any other persons or amounts due by firms or private companies respectively in which any director is a partner or a director or a member.

6. Other Non-Current Assets

	As at 31 March 2021	As at 31 March 2020
Capital advances	6,050.43	8,790.29
Advances other than capital advances		
(Unsecured, Considered good unless otherwise stated)		
Prepaid expenses	748.19	985.72
Deferred employee compensation	29.99	31.81
Advance to employees	174.82	171.54
Deposit under protest with Government authorities	1,786.50	2,588.35
	8,789.93	**12,567.71**

No advances are due by directors or other officers of the Company or any of them either severally or jointly with any other persons or amounts due by firms or private companies respectively in which any director is a partner or a director or a member.

7. Inventories

	As at 31 March 2021	As at 31 March 2020
(Valued at lower of cost and net realisable value, unless otherwise stated)		
Raw materials	14,475.23	10,410.08
Work-in-process	8,407.42	7,168.66
Finished goods	8,260.53	11,530.37
Traded goods	148.73	64.94
Consumable stores and spares (net of provisions for slow and non-moving inventories of ₹ 1,037.21 lacs (31 March 2020: ₹ 1,088.63 lacs))	30,233.27	26,211.39
Goods in transit :		
- Raw materials	323.23	723.56
- Consumable stores and spares	6,817.77	6,607.57
	68,666.18	**62,716.57**

Refer note 17a for information on inventories pledged as security by the Company.

Notes

to the financial statements for the year ended 31 March 2021

(All amounts are in ₹ lacs, unless otherwise stated)

8. Current Financial Assets - Investments

	As at 31 March 2021	As at 31 March 2020
Investment in Mutual Funds		
Quoted (at FVTPL)		
-Nil (31 March 2020:1,000,000) units of Union Capital Protection Oriented Fund Series 8	-	103.45
-5,000,000(31 March 2020:Nil) units of ICICI Prudential Fixed Maturity Plan Series 82-1187 Days	637.50	-
-5,000,000(31 March 2020:Nil) units of ICICI Prudential Fixed Maturity Plan Series 82-1136 Days	632.50	-
-281,503.956 (31 March 2020:Nil) units of Canara Robeco Overnight Fund-DG	2,999.85	
Investments in Bonds(Quoted) (at FVTPL)		
-50 (31 March 2020:Nil) State bank of India SR-II 8.75% BD perpetual bonds, Face value per Bond ₹ 1,000,000 purchased @1,007,773 each	504.61	-
-100 (31 March 2020:Nil) 10.99% Union 05 August 2021 perpetual bonds, Face value per Bond ₹ 1,000,000 purchased @1,030,613.48 each	1,011.57	-
-50 (31 March 2020:Nil) State bank of India SR-III 8.39% BD perpetual bonds, Face value per Bond ₹ 1,000,000 purchased @991,285 each	503.96	
-150 (31 March 2020:Nil) 9.14% BOB 22 March 2022 perpetual bonds , Face value per Bond ₹ 1,000,000 purchased@1,056,190.14 each	1,520.94	-
-100 (31 March 2020:Nil) 9.10% Union 30 March 2022 perpetual bonds , Face value per Bond ₹ 1,000,000 purchased @1,041,683.49 each	1,014.04	-
	8,824.97	**103.45**
Aggregate amount of quoted investments	**8,824.97**	**103.45**
Aggregate amount of market value of quoted investment	**8,824.97**	**103.45**

9. Current Financial Assets - Trade Receivables

	As at 31 March 2021	As at 31 March 2020
(Carried at Amortised Cost, except otherwise stated)		
Secured		
Considered good	10,766.80	7,847.63
Unsecured		
Considered good		
Related Party*	-	66.72
Others	21,999.70	14,729.58
Trade Receivable which have significant increase in credit risk	1,255.11	1,238.27
Less: Allowance for Trade Receivables, which have significant increase in Credit Risk	(1,255.11)	(1,238.27)
Less: Provision for rebate to customers	(1,157.58)	(299.19)
	31,608.92	**22,344.74**

Refer to Note 17a for information on Trade receivables pledged as security by the Company.

No trade receivable are due by directors or other officers of the Company or any of them either severally or jointly with any other persons or amounts due by firms or private companies respectively in which any director is a partner or a director or a member.

Trade receivables are non-interest bearing and are generally on terms of below 90 days.

* Refer to Note 39(2)(a)(v)

Notes

to the financial statements for the year ended 31 March 2021

(All amounts are in ₹ lacs, unless otherwise stated)

10. Current Financial Assets - Cash and Cash equivalents

	As at 31 March 2021	As at 31 March 2020
Balance with banks:		
- In current accounts	1,011.38	1,206.65
- In EEFC accounts	-	383.48
- Fixed deposits with original maturity of upto 3 months from the reporting date*	7,351.87	1,990.49
Cash on hand	20.66	25.76
Cheques in hand	1.96	6.80
	8,385.87	**3,613.18**

11. Current Financial Assets - Other Bank Balances

	As at 31 March 2021	As at 31 March 2020
Earmarked balance with bank for unclaimed dividends #	146.52	179.48
Fixed deposits with maturity of more than 3 months but upto one year from the reporting date*	1,07,645.23	59,320.23
	1,07,791.75	**59,499.71**

Bank balances are against unpaid dividend & unclaimed fraction money

*Fixed Deposits upto one year include deposit of ₹ 30,340.96 lacs (31 March 2020:₹ 7,389.42 lacs) pledged against overdraft / other commitments.

12. Current Financial Assets - Others

	As at 31 March 2021	As at 31 March 2020
(Unsecured Considered Good, unless otherwise stated)		
(Carried at Amortised Cost, except otherwise stated)		
Other loans and advances		
Considered good	2,226.79	2,986.44
Considered doubtful	135.76	33.96
Less: Allowance for doubtful loans and advances	(135.76)	(33.96)
Government grants receivable	7,954.59	6,174.16
Advance to employees	377.16	441.33
Fixed deposits with maturity of more than 12 months and remaining maturity of less than 12 months from the reporting date*	40,579.41	33,044.19
Interest accrued on deposits	4,428.41	3,541.50
Dividend receivable on preference shares from subsidiary**		
Considered good	-	-
Considered doubtful	1,663.58	1,663.58
Less : Provision for doubtful dividend receivable	(1,663.58)	(1,663.58)
	55,566.36	**46,187.62**

Refer to Note 17a for information on other current financial assets pledged as security by the Company.

*Fixed Deposits due upto one year having original maturity period more than 12 months include deposit of ₹ 6,867.98 lacs (31 March 2020: ₹ 3,943.50 lacs) pledged against overdraft /other commitments.

** Refer Note 44 for exceptional items

Notes
to the financial statements for the year ended 31 March 2021

(All amounts are in ₹ lacs, unless otherwise stated)

13. Current Tax Assets (Net)

	As at 31 March 2021	As at 31 March 2020
Advance tax (Net of provision for income tax of ₹ 30,755.78 lacs) (31 March 2020: ₹ 17,123.87 lacs).	-	870.09
	-	**870.09**

14. Other Current Assets

	As at 31 March 2021	As at 31 March 2020
Balances with Government authorities	4,261.32	5,093.34
Prepaid expenses	1,867.90	1,314.29
Advance to employees	82.83	84.07
Advances to suppliers	10,533.96	9,705.00
Deferred employee compensation	17.36	16.58
	16,763.37	**16,213.28**

No advances are due by directors or other officers of the Company or any of them either severally or jointly with any other persons or amounts due by firms or private companies respectively in which any director is a partner or a director or a member.

15. Equity Share capital

	As at 31 March 2021	As at 31 March 2020
Authorised:		
8,00,00,000 (31 March 2020: 8,00,00,000) equity shares of ₹ 10/- each	8,000.00	8,000.00
Issued, subscribed & fully paid up:		
7,72,68,251 (31 March 2020: 7,72,68,251) equity Shares of ₹ 10/- each	7,726.83	7,726.83
	7,726.83	**7,726.83**

a. Terms and rights attached to equity shares

Each holder of equity shares is entitled to one vote per share. In the event of liquidation of the company, the holders of equity shares will be entitled to receive remaining assets of the company, after distribution of all preferential amounts. The distribution will be in proportion to the number of equity shares held by the shareholders. There is no restriction on distribution of dividend. However, same is subject to the approval of the shareholders in the Annual General Meeting.

b. Reconciliation of number of shares outstanding at the beginning and end of the year

	Number of Shares	Amount
Outstanding at the 01 April 2019	7,72,68,251	7,726.83
Equity Shares issued during the year	-	-
Outstanding at the 31 March 2020	**7,72,68,251**	**7,726.83**
Equity Shares issued during the year	-	-
Outstanding at the 31 March 2021	**7,72,68,251**	**7,726.83**

Notes
to the financial statements for the year ended 31 March 2021

(All amounts are in ₹ lacs, unless otherwise stated)

c. Shareholders holding more than 5% shares in the Company

	As at 31 March 2021		As at 31 March 2020	
	No. of Shares	Percentage	No. of Shares	Percentage
Yadu International Ltd.	3,10,34,518	40.16%	3,08,34,518	39.91%
Yadupati Singhania	-	-	1,20,64,198	15.61%
Abhishek Singhania	40,08,994	5.19%	-	-
Kavita Y Singhania	38,69,650	5.01%	-	-
Fidellity Investment Trust Fidelity Series	44,51,131	5.76%	-	-

16. Other equity

		As at 31 March 2021	As at 31 March 2020
a.	**Securities premium**		
	Balance at the beginning of the year	75,679.66	75,679.66
	Balance at the end of the year	**75,679.66**	**75,679.66**
b.	**Debenture redemption reserve**		
	Balance at the beginning of the year	8,011.80	9,876.90
	Transfer to retained earnings	(3,289.40)	(1,865.10)
	Balance at the end of the year	**4,722.40**	**8,011.80**
c.	**General reserve**		
	Balance at the beginning of the year	1,00,325.02	90,325.02
	Add: Transfer from retained earnings	10,000.00	10,000.00
	Balance at the end of the year	**1,10,325.02**	**1,00,325.02**
d.	**Retained earnings (including Other Comprehensive Income)**		
	Balance at the beginning of the year	1,21,146.50	1,05,672.09
	Add: Profit for the year	60,282.58	40,037.59
	Add: Other Comprehensive income/(loss) for the year	136.47	(126.85)
	Less: Transfer to general reserve	10,000.00	10,000.00
	Add: Transfer from debenture redemption reserve	3,289.40	1,865.10
	Less: Dividend on equity shares	-	13,521.95
	Less: Dividend distribution tax on equity shares	-	2,779.48
		1,74,854.95	**1,21,146.50**
		3,65,582.03	**3,05,162.98**

Debenture Redemption Reserve (DRR)

For the debentures issued and outstanding as at 31 March 2021 the Company has created DRR in accordance with requirement of section 71 of the Companies Act 2013. However, pursuant to a Ministry of Corporate Affairs notification dated 16 August 2019 amending Section 71 of the Companies Act, 2013 and Rule 18 (7) of the Companies (Share Capital and Debentures) Rules, 2014, the Company is not required to maintain DRR for debentures issued and accordingly has applied the said change in provision to debentures issued prospectively post 31 March 2020.

General Reserve

The Company appropriates a portion to general reserves out of the profits voluntarily to meet future contingencies. The said reserve is available for payment of dividend to the shareholders as per the provisions of the Act

Notes
to the financial statements for the year ended 31 March 2021

(All amounts are in ₹ lacs, unless otherwise stated)

Securities Premium
Securities premium reserve is used to record the premium on issue of shares. The reserve can be utilised only for limited purposes such as issuance of bonus shares in accordance with the provisions of the Companies Act, 2013.

Retained earnings
Retained earnings represents all accumulated net income netted by all dividends paid to shareholders. Retained earnings includes re-measurement loss/(gain) on defined benefit plans, net of taxes that will not be reclassified to Statement of Profit and Loss. Retained earnings is a free reserve available to the Company.

Other Comprehensive Income

Remeasurement of defined benefit plans
Remeasurements of defined benefit plans represents the following as per Ind AS 19, Employee Benefits:

(a) actuarial gains and losses

(b) the return on plan assets, excluding amounts included in net interest on the net defined benefit liability (asset); and

(c) any change in the effect of the asset ceiling, excluding amounts included in net interest on the net defined benefit liability (asset)

Dividend

The following dividends were paid by the Company for the year.

	As at 31 March 2021	As at 31 March 2020
Final dividend for the year ended 31 March 2020: ₹ Nil per share (31 March 2019: ₹ 10 per share)	-	7,726.83
Dividend Distribution tax on final dividend*	-	1,588.27
Interim dividend for the year ended 31 March 2021: ₹ Nil per share (31 March 2020: ₹ 7.50 per share)	-	5,795.12
Dividend Distribution tax on interim dividend*	-	1,191.21
	-	**16,301.43**

*With effect from 01 April 2020, the Dividend Distribution Tax ('DDT') payable by the company under section 115O of Income Tax Act was abolished and a withholding tax was introduced on the payment of dividend. As a result, dividend is now taxable in the hands of the recipient.

After the reporting date, the board of directors confirms the proposed divided as final dividend . The dividends have not been recognised as liabilities and there are no tax consequences.

	As at 31 March 2021	As at 31 March 2020
Proposed dividend for the year ended 31 March 2021: ₹ 15.00 per share (31 March 2020: ₹ Nil per share)	11,590.24	-
	11,590.24	**-**

Capital management

For the purpose of the Company's capital management, capital includes issued equity capital, securities premium and all other equity reserves attributable to the equity holders of the Company. The primary objective of the Company's capital management is to maximise the shareholder value.

Notes
to the financial statements for the year ended 31 March 2021

(All amounts are in ₹ lacs, unless otherwise stated)

The Company manages its capital structure and makes adjustments in light of changes in economic conditions and the requirements of the financial covenants. To maintain or adjust the capital structure, the Company may adjust the dividend payment to shareholders, return capital to shareholders or issue new shares. The Company monitors capital using a gearing ratio, which is net debt divided by total capital plus net debt. The Company includes within net debt, interest bearing loans and borrowings, less cash and cash equivalents, excluding discontinued operations.

	As at 31 March 2021	As at 31 March 2020
Borrowings (note 17)	2,67,197.34	2,28,391.49
Current Borrowings (note 22)	11,509.10	13,884.70
Current maturities of long-term debt (note 24)	19,336.41	33,741.22
Current Investments (note 8)	(8,824.97)	(103.45)
Cash and Cash equivalents (note 10)	(8,385.87)	(3,613.18)
Fixed Deposits (note 5, 11 & 12)	(1,49,347.40)	(92,486.37)
Net debt	**1,31,484.61**	**1,79,814.41**
Total Equity	3,73,308.86	3,12,889.81
Capital and net debt	**5,04,793.47**	**4,92,704.22**
Gearing ratio	**26.05%**	**36.50%**

In order to achieve this overall objective, the company's capital management, amongst other things, aims to ensure that it meets financial covenants attached to the interest-bearing loans and borrowings that define capital structure requirements. Breaches in meeting the financial covenants would permit the bank to immediately call loans and borrowings. There have been no breaches in the financial covenants of any interest-bearing loans and borrowing in the current period.

No changes were made in the objectives, policies or processes for managing capital during the years ended 31 March 2021 and 31 March 2020.

17. Non-Current Financial Liabilities - Borrowings

		As at 31 March 2021	As at 31 March 2020
(Carried at amortized cost, unless otherwise stated)			
Secured			
a.	Non convertible debentures	49,207.13	40,905.60
	Less: Current maturities of non convertible debentures (Refer note 24)	3,600.00	20,550.00
b.	Term Loans From banks in Local Currency	2,27,517.40	2,11,991.75
	Less: Current maturities of term loans (Refer note 24)	14,267.53	12,481.36
c.	Vehicle loans	605.66	545.42
	Less: Current maturities of vehicle loans (Refer note 24)	278.13	350.02
d.	VAT loans from Government	6,731.46	5,986.83
	Less: Current maturities of vat loans (Refer note 24)	372.80	-
	Unsecured		
e.	Deferred sales tax liabilities	2,472.10	2,703.11
	Less: Current maturities of deferred sales tax liabilities (Refer note 24)	817.95	359.84
		2,67,197.34	**2,28,391.49**

Notes

to the financial statements for the year ended 31 March 2021

(All amounts are in ₹ lacs, unless otherwise stated)

17a. Particulars of Securities, Repayment & Interest

Loan's Securities	Repayment Frequency	Year of Maturity	Rate of Interest p.a.	Carrying Amount As at 31 March 2021	Carrying Amount As at 31 March 2020
1) Secured Non Convertible Debentures					
'NCD as shown includes ₹ 192.86 lacs (31 March 2020: ₹ 44.40 lacs) towards amortised expenses. Non Convertible Debentures(NCDs): ₹ 49,400 lacs (31 March 2020: ₹ 40,950.00 lacs)	Annual	2020-21	10.25%	-	2,700.00
i) Security for NCDs for ₹ Nil (31 March 2020: ₹ 10,950.00 lacs)	Annual	2020-21	10.50%	-	2,700.00
Secured by first mortgage on the Company's flat at Ahmedabad and also against first pari-passu charge on the assets specified below:- Secured by pari-passu first charge on the Company's PPE (movable & immovable) by way of equitable mortgage on immovable Assets and hypothecation on movable PPE , related to company's following cement plants.	Annual	2020-21	11.00%	-	2,100.00
a) Company's Existing Plant at Nimbahera having capacity of 3.25 MnTPA. b) Company's Existing Plant at Mangrol having capacity of 0.75 MnTPA.	Annual	2020-21	11.00%	-	3,450.00
c) Company's Existing Plant at Gotan consisting of White Cement plant having capacity of 0.40 MnTPA and Thermal Power Plant. d) Company's Existing Thermal power plant at Bamania.	Annual	2023-24	10.50%	5,200.00	8,500.00
ii) Security for NCDs for ₹ 24,400.00 lacs (31 March 2020: ₹ 30,000.00 lacs)	Annual	2023-24	11.00%	9,200.00	11,500.00
Secured by first mortgage on the Company's flat at Ahmedabad and also against first pari-passu charge by way of equitable mortgage of all the immovable assets except mining land and hypothecation of movable PPE pertaining to Company's existing cement plant at village Muddapur Karnataka	Annual	2025-26	9.65%	10,000.00	10,000.00
iii) Security for NCDs for ₹ 25,000.00 lacs (31 March 2020: ₹ Nil) Secured by first pari-passu charge on the fixed assets related to Company's Grey Cement Plants (excluding mining land, mining leases and vehicles) at (a) Nimbahera having capacity of 3.25 Mn.tpa (b) Mangrol line 1 in the state of Rajasthan.	Semi Annual	2024-25	7.36%	25,000.00	-
Sub Total (1)				49,400.00	40,950.00

Notes

to the financial statements for the year ended 31 March 2021

(All amounts are in ₹ lacs, unless otherwise stated)

Loan's Securities	Repayment Frequency	Year of Maturity	Rate of Interest p.a.	Carrying Amount As at 31 March 2021	Carrying Amount As at 31 March 2020
2) Secured Term Loans from Banks					
Term Loan as shown includes ₹ 382.55 lacs (31 March 2020: ₹ 403.44 lacs) towards amortised expenses.					
Secured by pari-passu first charge on the Company's PPE (movable & immovable) by way of equitable mortgage on immovable Assets and hypothecation on movable PPE,related to company's existing plant at Nimbahera, Mangrol & Gotan white. i) Company's Existing Plant at Nimbahera having capacity of 3.25 MnTPA. ii) Company's Existing Plant at Mangrol having capacity of 0.75 MnTPA. iii) Company's Existing White Cement Plant at Gotan consisting of White Cement plant having capacity of 0.40 MnTPA and Thermal Power Plant.	Quarterly	2023-24	MCLR+0.50%	4,786.03	6,200.31
Secured by equitable mortgage of immovable properties and hypothecation of movable PPE pertaining to undertaking of J.K. Cement Works, Gotan except current assets and vehicles.	Quarterly	2022-23	Fixed at 8.50%	1,607.14	2,305.21
Secured by First Pari-passu charge by way of equitable mortgage of all the immovable Properties (except mining land) and hypothecation of all moveable non current assets, present and future pertaining to J.K. Cement Works and Thermal power plant, Muddapur, Karnataka.	Quarterly	2021-22	MCLR+ 0.50%	-	3,373.84
Secured by first pari-passu charge by way of equitable mortgage of all the immovable assets except mining land & vehicles and hypothecation of all movable PPE, present and future pertaining to J.K. Cement Works, Muddapur, Karnataka.	Quarterly	2024-25	MCLR+ 0.40%	6,780.52	5,338.89
Secured by first pari-passu charge by way of equitable mortgage of all the immovable assets except mining land and hypothecation of all movable PPE, present and future pertaining to J.K. Cement Works, Muddapur, Karnataka.	Quarterly	2022-23	MCLR+0.50%	1,091.98	1,696.94
Secured by first pari-passu charge by way of equitable mortgage of all the immovable assets and hypothecation of all movable PPE, present and future pertaining to J.K. Cement Works, Muddapur, Karnataka (excluding current assets).	Quarterly	2023-24	MCLR+0.25%	-	1,102.28
Secured against exclusive charge on entire movable PPE (by way of hypothecation) and on immovable PPE (by way of equitable mortgage) related to the Wall Putty project at Katni, Madhya Pradesh (excluding current assets and mining land, if any).	Quarterly	2023-24	Fixed at 8.50%	5,300.00	7,050.00

Notes

to the financial statements for the year ended 31 March 2021

(All amounts are in ₹ lacs, unless otherwise stated)

Loan's Securities	Repayment Frequency	Year of Maturity	Rate of Interest p.a.	Carrying Amount As at 31 March 2021	Carrying Amount As at 31 March 2020
Secured by First charge by way of equitable mortgage, on all the immovable properties, both present and future pertaining to, the new cement Plant at Mangrol, Rajasthan (save and except mining land) including captive power plant of 25 MW and waste heat recovery based power plant of 10 MW and split Grinding Unit at Jharli, Haryana and hypothecation of all the movable PPE of the above plants (save and except Current Assets), both present and future and second charge on all current assets, present and future, pertaining to the above plants (subject to prior charge created or to be created on the Current Assets in favour of the Working Capital Lenders for securing the Working Capital Facilities.	Quarterly	2030-31	MCLR+ 0.50%	93,155.03	97,620.19
	Quarterly	2030-31	MCLR+ 0.40%	11,179.24	11,707.53
(i)Secured by pari-passu first charge by way of equitable mortgage of the immovable properties,present and future, pertaining to the Mangrol 3rd Line clinker unit, Mangrol WHR Plant, Aligarh Grinding unit and Balasinor Grinding unit but excluding mining land. (ii) First pari-passu charge with existing lenders by way of equitable mortgage of the immovable properties present and future, pertaining to the Mangrol expanded Grinding unit and Nimbahera expanded Grinding unit but excluded the mining land. (iii) Secured by pari passu first charge by way of hypothecation of the movable fixed assets both present and future, pertaining to the Mangrol 3rd Line clinker unit, Mangrol WHR Plant, Aligarh Grinding unit and Balasinor Grinding unit, (save and except the current assets and vehicles). (iv) First pari-passu charge by way of hypothecation of the movable fixed assets, both present and future, pertaining to Mangrol expanded Grinding unit and Nimbahera expanded Grinding unit (save and except the current assets and vehicles). (v) Secured by second charge by way of hypothecation of the current assets pertaining to Mangrol 3rd line clinker unit, Mangrol WHR Plant, Aligarh Grinding unit, Balasinor Grinding unit, Mangrol Expanded Grinding unit and Nimbahera Expanded Grinding unit both present and future (subject to prior charge created or to be created on the current assets in favour of borrower's bankers for securing their working capital advances.).	Quarterly	2031-32	MCLR+0.35%	1,04,000.00	76,000.00
Sub Total (2)				**2,27,899.94**	**2,12,395.19**
Total (1) + (2)				**2,77,299.94**	**2,53,345.19**
Less : Shown in current maturities of long term debt [Refer note 17 (a+b)]				17,867.53	33,031.36
Balance shown as above				**2,59,432.41**	**2,20,313.83**

Notes

to the financial statements for the year ended 31 March 2021

(All amounts are in ₹ lacs, unless otherwise stated)

17b. Net Debt Reconciliation

	As at 31 March 2021	As at 31 March 2020
This section sets out an analysis of net debt and the movements in net debt for each of the year presented		
Cash and cash equivalents	8,385.87	3,613.18
Fixed Deposits	1,49,347.40	92,486.37
Liquid investments	8,824.97	103.45
Current borrowings	(30,845.51)	(47,625.92)
Non current borrowings	(2,67,197.34)	(2,28,391.49)
Net Debt	**(1,31,484.61)**	**(1,79,814.41)**

17c. Changes in liabilities arising from financial activities

Particulars	Current borrowings	Non-Current borrowings (including current maturities)	Lease liabilities (including current and non current)
Opening balance as at 01 April 2019	15,981.68	2,19,880.06	-
Recognition on 01 April 2019 due to adoption of Ind AS 116	-	-	1,598.55
Addition on account of new leases during the year	-	-	346.31
Cash flow (net)	(2,096.98)	42,252.65	(474.69)
Interest expenses	-	-	136.26
As at 31 March 2020	**13,884.70**	**2,62,132.71**	**1,606.43**
Addition on account of new leases during the year	-	-	769.32
Cash flow (net)	(2,375.60)	24,401.04	(650.40)
Interest expenses	-	-	137.16
As at 31 March 2021	**11,509.10**	**2,86,533.75**	**1,862.51**

17d. Non-Current Financial Liabilities - Lease

	As at 31 March 2021	As at 31 March 2020
Lease liabilities	1,343.37	1,236.80
	1,343.37	**1,236.80**

18. Non-Current Financial Liabilities - Others

	As at 31 March 2021	As at 31 March 2020
Security deposits	31,077.40	27,370.79
	31,077.40	**27,370.79**

19. Non-Current Provisions

	As at 31 March 2021	As at 31 March 2020
Provision for employee benefits (Refer note 38)		
- Gratuity	-	20.00
- Leave encashment	3,184.85	3,136.39
Provision for mines restoration charges*	1,006.68	881.87
	4,191.53	**4,038.26**

Notes
to the financial statements for the year ended 31 March 2021

(All amounts are in ₹ lacs, unless otherwise stated)

	As at 31 March 2021	As at 31 March 2020
*** Provision for mines restoration charges:**		
Opening balance	881.87	816.43
Addition during the year	124.81	65.44
Closing balance	**1,006.68**	**881.87**

The Company provides for the expenditure to reclaim the quarries used for mining in the Statement of Profit and Loss based on the estimated expenditure required to be made towards restoration and rehabilitation at the time of vacation of mine. Provisions are reviewed at each balance sheet date and are adjusted to reflect the current best estimates.

20. Deferred Tax Liabilities (net)

A. The balance comprises temporary differences attributable to:

	As at 31 March 2021	As at 31 March 2020
Deferred tax liabilities		
Property, plant and equipment	77,926.22	72,286.91
Deferred tax assets		
Employee benefits	1,281.42	1,336.36
Trade receivables	841.87	775.27
Liability on payment basis	2,945.73	3,404.61
MAT credit entitlement	13,462.96	24,959.75
	59,394.24	**41,810.92**

B. Movement in deferred tax balances

	As at 31 March 2020	Recognized in P&L	Recognized in OCI	As at 31 March 2021
Deferred tax assets				
Employee benefits	1,336.36	18.36	(73.30)	1,281.42
Trade receivables	775.27	66.60	-	841.87
Liability on expenses	3,404.61	(458.88)	-	2,945.73
MAT credit entitlement	24,959.75	(11,496.79)	-	13,462.96
Sub- total (a)	**30,475.99**	**(11,870.71)**	**(73.30)**	**18,531.98**
Deferred tax liabilities				
Property, plant and equipment	72,286.91	5,639.31	-	77,926.22
Sub- total (b)	**72,286.91**	5,639.31	-	**77,926.22**
Net deferred tax liability (b)-(a)	**41,810.92**	**17,510.02**	**73.30**	**59,394.24**

	As at 31 March 2019	Recognized in P&L	Recognized in OCI	As at 31 March 2020
Deferred tax assets				
Employee benefits	1,100.28	167.68	68.40	1,336.36
Trade receivables	647.07	128.20	-	775.27
Liability on expenses	3,255.39	149.22	-	3,404.61
MAT credit entitlement	26,359.74	(1,399.99)	-	24,959.75
Sub- Total (a)	**31,362.48**	**(954.89)**	**68.40**	**30,475.99**
Deferred tax liabilities				
Property, plant and equipment	62,612.01	9,674.90	-	72,286.91
Sub- Total (b)	**62,612.01**	**9,674.90**	**-**	**72,286.91**
Net Deferred Tax Liability (b)-(a)	**31,249.53**	**10,629.79**	**(68.40)**	**41,810.92**

Notes
to the financial statements for the year ended 31 March 2021

(All amounts are in ₹ lacs, unless otherwise stated)

C. Amounts recognised in profit or loss

	For the year ended 31 March 2021	For the year ended 31 March 2020
Current tax expense*		
Current year	30,755.78	17,123.87
	30,755.78	**17,123.87**
Deferred tax charge/(credit)		
Origination and reversal of temporary differences	6,013.23	9,229.80
Earlier year tax adjustment	2,203.06	(1,190.05)
	8,216.29	**8,039.75**
Total tax expenses	**38,972.07**	**25,163.62**

D. Amounts recognised in other comprehensive Income

	For the year ended 31 March 2021			For the year ended 31 March 2020		
	Before tax	Tax (Expense)/ Income	Net of tax	Before tax	Tax (Expense)/ Income	Net of tax
Remeasurements of defined benefit liability	209.77	(73.30)	136.47	(195.25)	68.40	(126.85)
	209.77	**(73.30)**	**136.47**	**(195.25)**	**68.40**	**(126.85)**

E. Reconciliation of effective tax rate

	For the year ended 31 March 2021		For the year ended 31 March 2020	
	Rate	Amount	Rate	Amount
Profit before tax	34.94%	99,254.65	34.94%	65,201.21
Tax using the Company's domestic tax rate		34,683.54		22,783.91
Tax effect of:				
Non-deductible expenses		923.50		347.81
Provision for impairment (Non-Deductible expenses)		5,558.66		6,225.28
Tax-exempt income & incentives		(4,396.69)		(4,283.71)
Others		2,203.06		90.33
		38,972.07		**25,163.62**

*The Government of India on 20 September 2019, vide the Taxation Laws (Amendment) Ordinance 2019, inserted a new section 115BAA in the Income-tax Act, 1961, which provides domestic companies a non-reversible option to pay corporate tax at reduced rates effective, 1 April 2019, subject to certain conditions. The Company is continuing to provide for income tax at old rates, considering available unutilised minimum alternative tax credit and other tax benefits/holidays.

21. Other Non-Current Liabilities

	As at 31 March 2021	As at 31 March 2020
Deferred income on government grants	7,820.63	7,812.07
	7,820.63	**7,812.07**
Government grants have been received against the purchase of certain items of property, plant and equipment. There are no unfulfilled conditions or contingencies attached to these grants.		
Opening balance		
Current	823.80	814.06
Non current	7,812.07	8,668.22
	8,635.87	**9,482.28**
Net received/(paid) during the year	307.17	(541.51)
Released to statement of profit or loss	300.65	304.90
Closing balance		
Current	821.76	823.80
Non-current	7,820.63	7,812.07
	8,642.39	**8,635.87**

Notes
to the financial statements for the year ended 31 March 2021

(All amounts are in ₹ lacs, unless otherwise stated)

22. Current Financial Liabilities - Borrowings

	As at 31 March 2021	As at 31 March 2020
(Carried at Amortised Cost, except otherwise stated)		
Loan repayable on demand (Secured)*		
- From banks	11,424.54	10,846.75
- Acceptance - Bill of Exchange	-	3,037.95
- In EEFC accounts	84.56	-
	11,509.10	**13,884.70**

*Loan repayable on demand are secured by first charge on current assets of the Company namely inventories, book debts etc. and second charge on PPE of the Company except the PPE pertaining to J.K. Cement Works, Gotan, J.K. Cement Works, Balasinor, J.K. Cement Works, Katni and the assets having exclusive charge of other lenders. Second charge on fixed assets at Karnataka plant shall rank pari passu with the State Govt. of Karnataka for interest free loan against VAT payable by the Borrower.

22a. Current Financial Liabilities - Lease

	As at 31 March 2021	As at 31 March 2020
Lease liabilities	519.14	369.63
	519.14	**369.63**

23. Current Financial Liabilities - Trade Payables

	As at 31 March 2021	As at 31 March 2020
(Carried at Amortised Cost, except otherwise stated)		
(a) Total outstanding dues of micro enterprises and small enterprises (Refer note 41)	6,166.70	2,159.74
(b) Total outstanding dues of creditors other than micro enterprises and small enterprises	48,828.56	43,103.90
	54,995.26	**45,263.64**

Based on the information available with the Company regarding the status of suppliers as defined under MSMED Act,2006, there was no principal amount overdue and no interest was payable to the Micro, Small and Medium Enterprises on 31 March 2021 as per the terms of contract.

Trade payables are non-interest bearing and are generally on terms of below 90 days.

24. Current Financial Liabilities - Others

	As at 31 March 2021	As at 31 March 2020
Current maturities of long-term debt	19,336.41	33,741.22
Employee dues	1,867.66	1,670.83
Interest accrued but not due on borrowings	802.79	848.14
Unpaid dividends	137.30	170.27
Unclaimed fraction money	9.21	9.21
Security deposits	3,196.39	2,756.73
Project creditors	9,867.09	13,048.72
Temporary book overdraft	4,083.75	1,802.78
Others	1,581.54	1,348.74
	40,882.14	**55,396.64**

Notes
to the financial statements for the year ended 31 March 2021

(All amounts are in ₹ lacs, unless otherwise stated)

25. Other Current Liabilities

	As at 31 March 2021	As at 31 March 2020
Statutory dues payable	11,570.01	4,202.77
Deferred income from government grants	821.76	823.80
Contracted Liability	11,497.51	9,568.45
Others*	31,364.86	21,378.79
	55,254.14	**35,973.81**

*It includes Retention price and Liability towards dealer incentive relates to the accrual and release of in-kind discount.

26. Current Provisions

	As at 31 March 2021	As at 31 March 2020
Employee benefits	1,087.61	2,054.68
Provision for Contingency*	7,384.49	9,014.88
	8,472.10	**11,069.56**

* Movement of provision during the year as required by Ind AS - 37 " Provisions, Contingent Liabilities and Contingent Asset"

	As at 31 March 2021	As at 31 March 2020
Provision for Contingency		
Opening Balance	9,014.88	8,499.61
Add: Provision during the year	1,035.99	993.44
Less; Utilisation during the year	(2,666.38)	(478.17)
Closing Balance	**7,384.49**	**9,014.88**

27. Revenue from Contracts with Customers

	For the year ended 31 March 2021	For the year ended 31 March 2020
Sale of products*	6,23,341.79	5,39,713.19
Total (i)	**6,23,341.79**	**5,39,713.19**
Other operating revenues		
Claims realised	105.76	137.84
Government grants	6,246.75	4,348.91
Miscellaneous income	3,133.58	2,176.83
Total (ii)	**9,486.09**	**6,663.58**
Revenue from operations [(i) + (ii)]	**6,32,827.88**	**5,46,376.77**
***Reconciliation of Revenue as per Contract Price and as recognized in the Statement of Profit and Loss**		
Revenue as per Contract Price	7,14,582.43	6,13,385.15
Less: Discounts and Incentives**	(91,240.64)	(73,671.96)
Total Revenue from Contracts with Customers	**6,23,341.79**	**5,39,713.19**

**Includes variable considerations which are included in the transaction price determined at the inception of the contract.

Notes
to the financial statements for the year ended 31 March 2021

(All amounts are in ₹ lacs, unless otherwise stated)

28. Other Income

	For the year ended 31 March 2021	For the year ended 31 March 2020
Interest income from financial assets measured at amortised cost		
- from bank deposits	7,420.39	5,223.97
- from others	878.93	471.26
Gain on fair valuation/sale of investment (net)	218.93	845.38
Government grants *	300.65	304.90
Miscellaneous income	1,934.55	1,742.98
Net gain on foreign currency transactions and translation	582.25	-
	11,335.70	**8,588.49**

*Government grants income on account of capital subsidy recognised over the period of useful life of property, plant and equipment against which the grant is received.

29. Cost of Materials Consumed

	For the year ended 31 March 2021	For the year ended 31 March 2020
Opening inventory (A)	10,410.08	9,533.92
Purchases (B)	1,00,582.05	88,075.34
Closing inventory (C)	(14,475.23)	(10,410.08)
Total (A+B+C)	**96,516.90**	**87,199.18**

30. Changes in Inventories of Finished Goods,Work-in-Progress and Traded Goods

	For the year ended 31 March 2021	For the year ended 31 March 2020
Closing inventory		
Work-in-progress	(8,407.42)	(7,168.66)
Finished goods	(8,260.53)	(11,530.37)
Traded Goods	(148.73)	(64.94)
Total (A)	**(16,816.68)**	**(18,763.97)**
Opening inventory		
Work-in-progress	7,168.66	4,080.90
Finished goods	11,530.37	8,023.91
Traded Goods	64.94	5.67
Total (B)	**18,763.97**	**12,110.48**
Total (A-B)	**1,947.29**	**(6,653.49)**

31. Employee Benefits Expense

	For the year ended 31 March 2021	For the year ended 31 March 2020
Salaries and wages	35,939.79	33,507.58
Contribution to provident and other funds (Refer note 38)	3,398.95	3,453.83
Staff welfare expenses	1,875.10	2,129.01
	41,213.84	**39,090.42**

Notes
to the financial statements for the year ended 31 March 2021

(All amounts are in ₹ lacs, unless otherwise stated)

32. Finance Costs

	For the year ended 31 March 2021	For the year ended 31 March 2020
Interest expenses	23,257.95	24,471.28
Interest expenses on Lease liabilities	137.16	136.26
Other borrowing costs (includes bank charges, etc.)	250.90	258.86
Unwinding of discounts	563.58	496.45
Exchange differences regarded as an adjustment to borrowing costs	-	177.56
	24,209.59	**25,540.41**
Less: Capitalised	1,893.39	3,253.70
	22,316.20	**22,286.71**

33. Depreciation and Amortisation Expense

	For the year ended 31 March 2021	For the year ended 31 March 2020
Depreciation on tangible assets	23,086.88	20,189.87
Amortisation on intangible assets	207.60	211.69
Depreciation on Right of use assets	1,173.23	1,037.31
	24,467.71	**21,438.87**

34. Other Expenses

	For the year ended 31 March 2021	For the year ended 31 March 2020
Packing material consumed	26,103.70	22,060.78
Stores and spares consumed	9,397.37	9,429.66
Repairs and maintenance:		
- Buildings	1,086.61	1,144.07
- Plant and machinery	8,352.94	8,162.54
- Other assets	76.66	152.28
Other manufacturing expenses	840.61	844.73
Rent	1,792.59	2,041.36
Lease rent and hire charges	4.45	7.19
Rates and taxes	1,288.28	1,094.65
Insurance	1,641.57	1,097.39
Travelling and conveyance #	2,181.88	3,368.34
CSR expenses (Refer note no 43)	1,226.14	934.83
Bad trade receivables / advances / deposits written off	325.00	-
Expected Credit loss for trade receivables/advances	120.26	171.14
Loss on disposal of property, plant & equipment	4,585.37	3,227.60
Legal & Professional expenses	6,086.14	7,856.14
Sales promotion and other selling expenses	14,627.99	16,034.10
Advertisement and publicity	7,290.63	8,151.00
Miscellaneous expenses #	13,749.11	12,495.39
	1,00,777.30	**98,273.19**
#Details of Payments to Statutory Auditors		
As auditor:		
Audit fees	140.00	146.00
For other services		
Certification fees and other matters	12.75	6.50
Re-imbursement of expenses	1.37	13.03
	154.12	**165.53**

Notes
to the financial statements for the year ended 31 March 2021

(All amounts are in ₹ lacs, unless otherwise stated)

35. Earning Per Share

	For the year ended 31 March 2021	For the year ended 31 March 2020
Total profit for the year attributable to equity shareholders	60,282.58	40,037.59
Weighted average number of equity shares of ₹ 10/- each (In lacs)	772.68	772.68
EPS - Basic and Diluted (in ₹)	**78.02**	**51.82**

36. Contingent liabilities, contingent assets and commitments

		As at 31 March 2021	As at 31 March 2020
A.	**Contingent liabilities in respect of:**		
1.	Claim against the Company not acknowledged as debts (includes show cause notices pertaining to excise duty and others) (cash flow is dependent on court decision pending at various level)	6,941.93	25,168.06
2.	There are numerous interpretative issues relating to the Supreme Court (SC) judgement dated 28 February 2019 on Provident Fund (PF) on the inclusion of allowances for the purpose of PF contribution as well as its applicability of effective date. The Company is evaluating and seeking legal inputs regarding various interpretative issues and its impact. As a matter of caution, the Company has applied the judgement on a prospective basis from the date of the SC order. The Company will update its provision for the period prior to the Supreme Court judgement, on receiving further clarity on the subject.		
	Other for which the Company is contingently liable		
3.	In respect of disputed demands for which Appeals are pending with Appellate Authorities/Courts – no provision has been considered necessary by the Management		
	a) Excise duty *	2,351.44	2,277.83
	b) Sales and Entry Tax*#	1,380.63	6,695.61
	c) Service Tax*	48.56	277.45
	d) Income Tax (primarily on account of disallowance of depreciation on goodwill and additional depreciation on power plants etc.)**	1,087.48	8,134.44
4.	In respect of interest on "Cement Retention Price" realised in earlier years	1,312.57	1,292.19
5.	In respect of penalty of non lifting of fly Ash	-	2,009.45
6	"The Competition Commission of India (₹ CCI') has imposed penalty of ₹ 12,854 lacs ('first matter') and ₹ 928 lacs ('second matter') in two separate orders dated 31 August 2016 and 19 January 2017 respectively for alleged contravention of provisions of Competition Act 2002 by the Company. The Company has filed appeals against the above orders. The National Company Law Appellate Tribunal (₹ NCLAT'), on hearing the appeal in the first matter, upheld the decision of CCI for levying the penalty vide its order dated 25 July 2018. Post order of the NCLAT, CCI issued a revised demand notice dated 7 August 2018 of ₹ 15,492 lacs consisting of penalty of ₹ 12,854 lacs and interest of ₹ 2,638 lacs. The Company has filed appeal with Hon'ble Supreme Court against the above order. Hon'ble Supreme Court has stayed the NCLAT order. While the appeal of the Company is pending for hearing, the Company backed by a legal opinion, believes that it has a good case and accordingly no provision has been considered in the books of accounts. In the second matter, demand had been stayed and the matter is pending for the hearing before NCLAT.	13,782.00	13,782.00
7	In respect of land tax levied by state Government of Rajasthan	15.46	15.46
8	In respect of demand of Railway Administration pending with Jodhpur High Court	218.86	218.86
9	In respect of charges on account of electricity duty, water cess etc. levied by Ajmer Vidyut Vitran Nigam Ltd (AVVNL)	6,489.34	5,861.64
10	In respect of Environmental and Health Cess	328.37	324.52

Notes
to the financial statements for the year ended 31 March 2021

(All amounts are in ₹ lacs, unless otherwise stated)

		As at 31 March 2021	As at 31 March 2020
11	In respect of Interest on Rajasthan Electricity duty WHR 2017-18,2018-2019 and 2019-2020	460.51	198.77
	* Disputes are primarily on account of disallowances of input credits, interest on entry tax, etc.		
	**The Government of India introduced the Direct tax, Vivad se Vishwas scheme, 2020 by enactment of the Direct Tax Vivad Se Vishwas Act, 2020 and the Direct tax Vivad Se Vishwas Rules, 2020 for settlement of pending Income tax disputes. The Company has settled its pending Income Tax Disputes from AY 2005-06 to 2018-19 (except AY 2007-08 and 2008-09) Under the said scheme and accordingly corresponding contingent liabilities pertaining to these years have been reduced. Based on the final settlement orders received from the designated authority under the scheme for all the above years, the Company has recongnized an amount of ₹ 2,150.48 lacs in the Statement of Profit and Loss for the year ended 31 March 2021 and is included in the "Earlier year tax adjustment".		
	#The Company has opted the Amnesty Scheme Under the Sabka Vishwas (Legacy Dispute Resolution) Scheme 2019, announced by the Government of India,2021 in relation to disputed liabilities of entry tax cases. Entry tax cases have been settled Up to 2011-12 and accordingly Company's contingent liabilities in relation to these years have been reduced by ₹ 5,042 lacs during the current year.		
	Financial Guarantees		
12	Corporate guarantees given to Banks for finance provided to subsidiary Companies.	38,897.98	48,439.21
	The Company has assessed that it is only possible, but not probable, that outflow of economic resources will be required for the above guarantees.		
B.	**Commitments**		
	Capital commitment	8,934.48	28,242.68
C.	**Contingent assets**		
	Insurance Claims	129.68	296.90

37. Segment information

Segment information is presented in respect of the Company's key operating segments. The operating segments are based on the Company's management and internal reporting structure.

Operating Segments

The Company's Board of Directors have been identified as the Chief Operating Decision Maker ('CODM'), since they are responsible for all major decision w.r.t. the preparation and execution of business plan, preparation of budget, planning, expansion, alliance, joint venture, merger and acquisition, and expansion of any new facility.

Board of Directors reviews the operating results at company level, accordingly there is only one Reportable Segment for the Company which is "Cement", hence no specific disclosures have been made.

Entity wide disclosures

A. Information about product total revenue

Product	For the year ended 31 March 2021	For the year ended 31 March 2020
Grey Cement	4,62,880.07	3,82,401.32
White Cement and allied products	1,60,461.72	1,57,311.87

Notes
to the financial statements for the year ended 31 March 2021

(All amounts are in ₹ lacs, unless otherwise stated)

B. Information about geographical areas

Non-current assets (Property, plant and equipment, Intangible assets and other non-current assets) are in India.

Revenue	For the year ended 31 March 2021	For the year ended 31 March 2020
Within territory	6,20,976.48	5,36,568.90
Outside territory	2,365.31	3,144.29

C. Information about major customers (from external customers)

The Company has not derived revenues from single customer during the year as well as during previous year which amount to 10 per cent or more of the entity's revenues.

38. Employee benefits

The Company contributes to the following post-employment defined benefit plans in India.

(i) Defined Contribution Plans:

The Company makes contributions towards provident fund and superannuation fund to a defined contribution retirement benefit plan for qualifying employees. Under the plan, the Company is required to contribute a specified percentage of payroll cost to the retirement benefit plan to fund the benefits.

	For the year ended	
	31 March 2021	31 March 2020
Contribution to government Provident Fund	1,345.72	1,398.53
Contribution to Superannuation Scheme	399.36	440.95
Contribution to Family Pension Fund	610.20	568.21

(ii) Defined Benefit Plan:

The Company provides for gratuity for employees in India as per the Payment of Gratuity Act, 1972. Employees who are in continuous service for a period of 5 years are eligible for gratuity. The amount of gratuity payable on retirement/termination is the employees last drawn basic salary per month computed proportionately for 15 days salary multiplied for the number of years of service. The gratuity plan is a funded plan and the Company makes contributions to Group Gratuity Trust registered under Income Tax Act-1961.

The most recent actuarial valuation of plan assets and the present value of the defined benefit obligation for gratuity were carried out as at 31 March 2021. The present value of the defined benefit obligations and the related current service cost and past service cost, were measured using the Projected Unit Credit Method.

A. Based on the actuarial valuation obtained in this respect, the following table sets out the status of the gratuity plan and the amounts recognised in the Company's financial statements as at balance sheet date:

	31 March 2021	31 March 2020
Net defined benefit obligation	7,863.12	7,856.12
Total employee benefit asset	**7,237.72**	**6,295.69**
Net defined benefit liability	625.40	1,560.43

Notes
to the financial statements for the year ended 31 March 2021

(All amounts are in ₹ lacs, unless otherwise stated)

B. Movement in net defined benefit (asset) liability - Gratuity (Funded)

The following table shows a reconciliation from the opening balances to the closing balances for net defined benefit (asset) liability and its components:

	31 March 2021			31 March 2020		
	Defined benefit obligation	Fair value of plan assets	Net defined benefit (asset)/ liability	Defined benefit obligation	Fair value of plan assets	Net defined benefit (asset)/ liability
Opening Balance	7,856.12	6,295.69	1,560.43	7,421.64	6,757.35	664.29
Included in profit or loss						
Current service cost	782.01	-	782.01	652.39	-	652.39
Interest cost (income)	478.01	427.15	50.86	507.97	459.47	48.50
	1,260.02	**427.15**	**832.87**	**1,160.36**	**459.47**	**700.89**
Included in OCI						
Remeasurements loss (gain)						
Actuarial loss (gain) arising from:						
- financial assumptions	(48.59)	-	(48.59)	217.82	-	217.82
- demographic assumptions	(249.67)		(249.67)	-	-	-
- experience adjustment	51.70	-	51.70	(17.29)	-	(17.29)
- return on plan assets excluding interest income	-	(36.79)	36.79	-	5.28	(5.28)
	(246.56)	**(36.79)**	**(209.77)**	**200.53**	**5.28**	**195.25**
Other						
Contributions paid by the employer	-	1,540.42	(1,540.42)	-	-	-
Benefits paid directly by the Company	(17.71)		(17.71)	-	-	-
Benefits paid	(988.75)	(988.75)	-	(926.41)	(926.41)	-
	(1,006.46)	**551.67**	**(1,558.13)**	**(926.41)**	**(926.41)**	**-**
Closing Balance	**7,863.12**	**7,237.72**	**625.40**	**7,856.12**	**6,295.69**	**1,560.43**

C. Plan assets

The plan assets are managed by the Gratuity Trust formed by the Company. The management of 100% of the funds is entrusted according to norms of Gratuity Trust, whose pattern of investment is available with the Company.

Particulars	As at March 31, 2021	As at March 31, 2020
Government of India Securities (Central and State)	50.24%	53.93%
High quality corporate bonds (including Public Sector Bonds)	21.13%	20.65%
Cash (including Special Deposits)	28.63%	25.42%

D. Actuarial assumptions

The following were the principal actuarial assumptions at the reporting date (expressed as weighted averages).

	31 March 2021	31 March 2020
Discount rate	6.30%	6.50%
Expected rate of return on plan assets	6.30%	6.50%
Mortality		
Turnover rate : Staff	8% of all ages	5% of all ages
Turnover rate : Worker	1% of all ages	1% of all ages
Expected rate of future salary increase	First Year 7%	First Year 5%
	Thereafter 10%	Thereafter 10%

Notes
to the financial statements for the year ended 31 March 2021

(All amounts are in ₹ lacs, unless otherwise stated)

Assumptions regarding future mortality have been based on published statistics and mortality tables.

At 31 March 2021, the weighted-average duration of the defined benefit obligation was 7 years (as at 31 March 2020: 7 years).

E. Sensitivity analysis

Reasonably possible changes at the reporting date to one of the relevant actuarial assumptions, holding other assumptions constant, would have affected the defined benefit obligation by the amounts shown below.

Gratuity

	31 March 2021		31 March 2020	
	Increase	Decrease	Increase	Decrease
Discount rate (1% movement)	(557.54)	649.04	(589.19)	693.69
Expected rate of future salary increase (1% movement)	514.81	(475.64)	540.75	(498.59)
	(42.73)	**173.40**	**(48.44)**	**195.10**

Although the analysis does not take account of the full distribution of cash flows expected under the plan, it does provide an approximation of the sensitivity of the assumptions shown.

The actuarial demographic assumptions taken for the calculation are as follows

	31 March 2021		31 March 2020	
Withdrawal Rate	Staff	8%	Staff	5%
	Workers	1%	Workers	1%
Mortality Rate	Indian Assured Lives		Indian Assured Lives	
	Mortality (2006-08)Ultimate		Mortality (2006-08)Ultimate	

F. Through its defined benefit plans, the company is exposed to a number of risks, the most significant of which are detailed below:

Asset volatility: The plan liabilities are calculated using a discount rate set with reference to bond yields; if plan assets underperform this yield, this will create a deficit. Most of the plan asset investments is in fixed income securities with high grades and in government securities. These are subject to interest rate risk and the fund manages interest rate risk with derivatives to minimise risk to an acceptable level.

Changes in bond yields: A decrease in bond yields will increase plan liabilities, although this will be partially offset by an increase in the value of the scheme's bond holdings.

Life expectancy: The pension obligations are to provide benefits for the life of the member, so increase in life expectancy will result in increase in plans liability. This is particularly significant where inflationary increases result in higher sensitivity to changes in life expectancy.

The Company ensures that the investment positions are managed within an asset-liability matching (ALM) framework that has been developed to achieve long-term investments that are in line with the obligations under the employee benefit plans. Within this framework, the company's ALM objective is to match assets to the pension obligations under the employee benefit plan term fixed interest securities with maturities that match the benefit payments as they fall due and in the appropriate currency. The Company actively monitors how the duration and the expected yield of the investments are matching the expected cash outflows arising from the employee benefit obligations. The Company has not changed the processes used to manage its risks from previous periods. Investments are well diversified, such that the failure of any single investment would not have a material impact on the overall level of assets. A large portion of assets at reporting date consists of government and corporate bonds, although the Company also invests in equities, cash and mutual funds. The Company believes that equities offer the best returns over the long term with an acceptable level of risk.

Notes
to the financial statements for the year ended 31 March 2021

(All amounts are in ₹ lacs, unless otherwise stated)

G. The expected benefit payments in future years:

	31 March 2021	31 March 2020
Within the next 12 months (next annual reporting period)	833.82	870.63
Between 2 and 5 years	3,787.39	3,432.78
Between 5 and 10 years	4,934.57	4,564.12
Beyond 10 years	20,157.93	23,496.39
Total expected payments	**29,713.71**	**32,363.92**

H. The expected employer contribution in the next year

	31 March 2021	31 March 2020
Within the next 12 months (next annual reporting period)	**625.40**	**1560.43**

I. Social Security Code

The Indian Parliament has approved the Code on Social Security, 2020 which would impact the contributions by the Company towards Provident Fund and Gratuity. The Ministry of Labour and Employment has released draft rules for the Code on Social Security, 2020 on 13 November 2020, and has invited suggestions from stakeholders which are under active consideration by the Ministry. The Company will assess the impact and its valuation once the subject rules are notified and will give appropriate impact in its financial statements in the period in which, the Code becomes effective and the related rules to determine the financial impact are published.

39. Related parties

(1) (a) Parties where the control/significant influence exists:-

	i)	Yadu International Ltd	
(b)	**Key Management Personnel & their Relatives:**		
	i)	Shri Yadupati Singhania (Till 13 August 2020)	Managing Director
	ii)	Smt. Sushila Devi Singhania (w.e.f. 31 August 2020)	Chairperson and Non Executive Non Independent Director
	iii)	Dr. Raghavpat Singhania (w.e.f. 31 August 2020)	Managing Director
	iv)	Shri Madhavkrishna Singhania (w.e.f. 31 August 2020)	Dy Managing Director and CEO
	v)	Shri Ajay Kumar Saraogi (w.e.f. 31 August 2020)	Dy Managing Director and CFO
	vi)	Shri Shambhu Singh	Company Secretary
	vii)	Shri Achintya Karati	Non Executive Independent Director
	viii)	Shri Jayant Narayan Godbole	Non Executive Independent Director
	ix)	Dr. Krishna Behari Agarwal	Non Executive Independent Director
	x)	Shri K.N.Khandelwal (Till 17 June 2020)	Non Executive Non Independent Director
	xi)	Shri Suparas Bhandari	Non Executive Independent Director
	xii)	Mr. Paul Heinz Hugentobler	Non Executive Non Independent Director
	xiii)	Smt. Deepa Gopalan Wadhwa	Non Executive Independent Director
	xiv)	Shri Sudhir Jalan	Non Executive Non Independent Director
	xv)	Shri Ashok Sinha	Non Executive Independent Director
	xvi)	Shri Saurabh Chandra	Non Executive Independent Director
	xvii)	Mrs. Kavita Y Singhania (For period 31 August 2020 to 20 January 2021)	Non Executive Non Independent Director
(c)	**Enterprises significantly influenced by Key Management Personnel or their Relatives.**		
	i)	Jaykay Enterprises Ltd *	
	ii)	J K Cotton Ltd. *	
	iii)	J K Paints and Pigments Limited (Erstwhile Jaykaycem (Eastern) Ltd)	
	iv)	J.K. Cement(Western) Ltd	
	v)	Jaykaycem (Northern) Ltd	
	vi)	J K Traders Ltd.	
(d)	**Subsidiary Companies.**		
	i)	J.K. Cement (Fujairah) FZC (Holding Company of (ii) below)	
	ii)	J.K. Cement Works(Fujairah) FZC	
	iii)	Jaykaycem(Central) Ltd	
	iv)	J K White Cement(Africa) Ltd.	

* Transactions taken upto September, 2020.

Notes

to the financial statements for the year ended 31 March 2021

(All amounts are in ₹ lacs, unless otherwise stated)

(2) a) Following are the transactions with related parties as defined under section 188 of Companies Act 2013 and Ind AS 24.

		31 March 2021	31 March 2020
(i)	Jaykay Enterprises Ltd		
	- Services received	17.70	35.40
	- Rent paid	32.72	61.11
	- Expenses Reimbursed	26.34	70.11
(ii)	J K Cotton Ltd		
	- Rent paid	16.05	32.11
	- Sale of Products	-	0.02
(iii)	J.K. Cement(Fujairah)FZC		
	- Corporate Guarantees	38,897.98	48,439.21
	- Interest on Corporate Guarantees	82.84	82.84
	- Amount paid as application money for equity shares	-	3,268.16
	- Amount paid as application money for Non cum preference shares**	9,694.21	5,342.56
	- Allotment of equity shares	-	7,315.75
	- Allotment of Non cumulative preference shares	9,624.00	3,232.68
	**Includes share application money of ₹ 2,180.05 lacs against which non cumulative redeemable preference shares in J.K. Cement (Fujairah) FZC are yet to be allotted. The allotment is expected to be made by end of June, 2021.		
(iv)	J.K. Cement Works (Fujairah)FZC		
	- Purchases	2,615.65	3,366.65
	- Sale of Products	-	17.41
	- Commission paid	48.99	81.96
	- Amount payable against purchase	119.23	471.18
(v)	J K White Cement (Africa) Ltd.		
	- Received during the year	144.87	-
	- Sale of Goods	74.95	185.96
	- Amount receivable against sale (Refer note 9)	-	66.72
(vi)	Jaykaycem (Central) Ltd.		
	- Equity shares acquired during the year	22,500.00	1,000.00
(vii)	Key Management Personnel and their relatives		
	a) Shri Y.P. Singhania(Managing Director)(Till 13 August 2020)		
	- Remuneration	-	2,205.40
	- Rent paid	5.04	15.13
	- Rent paid to relatives	27.40	30.46
	- Reimbursement of Water tax and house tax	-	8.13
	b) Smt Sushila Devi Singhania(Director)		
	- Commission	25.00	9.50
	- Sitting Fees	3.75	1.25
	- Rent paid	13.16	-
	c) Dr. Raghavpat Singhania (Managing Director: Part of the year)*		
	- Remuneration(for the year)	901.15	162.05
	d) Shri Madhavkrishna Singhania (Dy Managing Director and CEO: Part of the year)**		
	- Remuneration(for the year)	820.89	126.26
	e) Shri Ajay Kumar Saraogi (Dy Managing Director and CFO: Part of the year)***		
	- Remuneration	730.53	292.16
	f) Shri Shambhu Singh		
	- Remuneration	72.97	61.58
	g) Other Directors		
	- Commission	90.00	95.00
	- Sitting Fees	42.00	38.50
	- Paid to other Director Mr. Paul Heinz Hugentobler on professional capacity.	110.50	108.01

* Remuneration paid to Dr. Raghavpat Singhania as Director of the Company upto September 2020 of ₹ 95.51 lacs included in it.

**Remuneration paid to Shri Madhavkrishna Singhania as Director of the Company upto September 2020 of ₹ 61.28 lacs included in it.

***Remuneration paid to Shri Ajay Kumar Saraogi as Executive of the Company upto September 2020 of ₹ 133.52 lacs included in it.

Notes

to the financial statements for the year ended 31 March 2021

(All amounts are in ₹ lacs, unless otherwise stated)

b) Terms and conditions of transactions with related parties

The sales to and purchases from related parties are made on terms equivalent to those that prevail in arm's length transactions. Outstanding balances at the year-end are unsecured and interest free and settlement occurs in cash. There have been no guarantees (except corporate guarantees) provided or received for any related party receivables or payables. For the year ended 31 March 2020, the Company had recorded impairment of receivables relating to amounts owed by related parties ₹ 1,663.58 lacs (Refer note 12). This assessment is undertaken each financial year through examining the financial position of the related party and the market in which the related party operates.

c) Compensation of key management personnel of the Company

	For the year ended	
	31 March 2021	31 March 2020
- short-term employee benefits	2,525.54	2,841.15
- other long-term benefits	19.19	23.60
	2,544.73	**2,864.75**

Post employment benefit such as gratuity which are actuarially determined on an overall basis are not disclosed separately.

40. Financial instruments – Fair values and risk management

I. Fair value measurements

A. Financial instruments by category

	As at 31 March 2021			As at 31 March 2020		
	FVTPL	FVOCI	Amortised cost	FVTPL	FVOCI	Amortised cost
Financial assets						
Investments	13,221.90	-	12,856.67	4,583.74	-	3,232.67
Other financial assets	-	-	64,442.48	-	-	53,328.84
Trade receivables	-	-	31,608.92	-	-	22,344.74
Cash and cash equivalents	-	-	8,385.87	-	-	3,613.18
Other Bank balances	-	-	1,07,791.75	-	-	59,499.71
	13,221.90	**-**	**2,25,085.69**	**4,583.74**	**-**	**1,42,019.14**
Financial liabilities						
Non Current Borrowings	-	-	2,67,197.34	-	-	2,28,391.49
Other non-current financial liabilities	-	-	31,077.40	-	-	27,370.79
Short term borrowings	-	-	11,509.10	-	-	13,884.70
Trade payables	-	-	54,995.26	-	-	45,263.64
Other current financial liabilities	-		40,882.14			55,396.64
	-	**-**	**4,05,661.24**	**-**	**-**	**3,70,307.26**

B. Fair value hierarchy

This section explains the judgements and estimates made in determining the fair values of the financial instruments that are:

(a) recognised and measured at fair value and

(b) measured at amortised cost and for which fair values are disclosed in the financial statements.

To provide an indication about the reliability of the inputs used in determining fair value, the Company has classified its financial instruments into the three levels prescribed under the accounting standard. An explanation of each level follows underneath the table.

Notes
to the financial statements for the year ended 31 March 2021

(All amounts are in ₹ lacs, unless otherwise stated)

Financial assets and liabilities measured at fair value - recurring fair value measurements

	As at 31 March 2021			
	Level 1	Level 2	Level 3	Total
Financial assets				
Assets measured at fair value				
Investments				
Equity Shares	-	-	418.86	**418.86**
Mutual Funds & Bonds	12,803.04	-	-	**12,803.04**
Financial liabilities				
Liabilities for which fair values are disclosed				
Non Current Borrowings	-	-	2,66,065.10	**2,66,065.10**
	12,803.04	**-**	**2,66,483.96**	**2,79,287.00**

Financial assets and liabilities measured at fair value - recurring fair value measurements

	As at 31 March 2020			
	Level 1	Level 2	Level 3	Total
Financial assets				
Assets measured at fair value				
Investments				
Equity Shares	-	-	470.22	**470.22**
Mutual Funds & Bonds	4,113.52	-	-	**4,113.52**
Financial liabilities				
Liabilities for which fair values are disclosed				
Non Current Borrowings	-	-	2,27,772.57	**2,27,772.57**
	4,113.52	**-**	**2,28,242.79**	**2,32,356.31**

Level 1: Level 1 hierarchy includes financial instruments measured using quoted prices. This includes mutual funds that have quoted price.

Level 2: The fair value of financial instruments that are not traded in an active market is determined using valuation techniques which maximise the use of observable market data and rely as little as possible on entity-specific estimates. If all significant inputs required to fair value an instrument are observable, the instrument is included in level 2.

Level 3: If one or more of the significant inputs is not based on observable market data, the instrument is included in level 3. This is the case for unlisted equity securities.

There are no transfers between level 1 and level 2 during the year.

Valuation technique used to determine fair value
Specific valuation techniques used to value financial instruments include:

- the use of quoted market prices or dealer quotes for similar instruments
- the fair value of forward foreign exchange contracts is determined using forward exchange rates at the balance sheet date
- the fair value of the remaining financial instruments is determined using discounted cash flow analysis.

Notes
to the financial statements for the year ended 31 March 2021

(All amounts are in ₹ lacs, unless otherwise stated)

C. Fair value of financial assets and liabilities measured at amortised cost

	As at 31 March 2021		As at 31 March 2020	
	Carrying Amount	Fair Value	Carrying Amount	Fair Value
Financial assets				
Investments	12,856.67	12,856.67	3,232.67	3,232.67
Other financial assets	64,442.48	64,442.48	53,328.84	53,328.84
Trade receivables	31,608.92	31,608.92	22,344.74	22,344.74
Cash and cash equivalents	8,385.87	8,385.87	3,613.18	3,613.18
Other Bank balances	1,07,791.75	1,07,791.75	59,499.71	59,499.71
	2,25,085.69	**2,25,085.69**	**1,42,019.14**	**1,42,019.14**
Financial liabilities				
Non Current Borrowings	2,67,197.34	2,66,065.10	2,28,391.49	2,27,772.57
Other non current financial liabilities	31,077.40	31,077.40	27,370.79	27,370.79
Short term borrowings	11,509.10	11,509.10	13,884.70	13,884.70
Trade payables	54,995.26	54,995.26	45,263.64	45,263.64
Other current financial liabilities	40,882.14	40,882.14	55,396.64	55,396.64
	4,05,661.24	**4,04,529.00**	**3,70,307.26**	**3,69,688.34**

(i) The carrying amounts of trade receivables, trade payables, Short Term Borrowings, cash and cash equivalents, other bank balances, other financial liabilities, and other financial assets are considered to be the same as their fair values, due to their short-term nature. The fair values for security deposits are calculated based on cash flows discounted using a current lending rate.

(ii) The fair values of non-current borrowings are based on discounted cash flows using a current borrowing rate. They are classified as level 3 fair values in the fair value hierarchy due to the use of unobservable inputs, including own credit risk.

(iii) The fair value of the financial assets and liabilities is included at the amount at which the instrument is exchanged in a current transaction between willing parties, other than in a forced or liquidation sale.

II. Financial risk management
The Company has exposure to the following risks arising from financial instruments:
- credit risk;
- liquidity risk; and
- market risk

i. Risk management framework
The Company's board of directors has overall responsibility for the establishment and oversight of the Company's risk management framework. The board of directors has established the Risk Management Committee, which is responsible for developing and monitoring the Company's risk management policies. The committee reports regularly to the board of directors on its activities.

The Company's risk management policies are established to identify and analyse the risks faced by the Company, to set appropriate risk limits and controls and to monitor risks and adherence to limits. Risk management policies and systems are reviewed regularly to reflect changes in market conditions and the Company's activities. The Company, through its training and management standards and procedures, aims to maintain a disciplined and constructive control environment in which all employees understand their roles and obligations.

The Company's Audit Committee oversees how management monitors compliance with the Company's risk management policies and procedures, and reviews the adequacy of the risk management framework in relation to the risks faced by the Company. The Audit Committee is assisted in its oversight role by Internal Audit. Internal Audit undertakes both regular and ad hoc reviews of risk management controls and procedures, the results of which are reported to the Audit Committee.

Notes
to the financial statements for the year ended 31 March 2021

(All amounts are in ₹ lacs, unless otherwise stated)

ii. Credit risk

Credit risk is the risk of financial loss to the Company if a customer or counterparty to a financial instrument fails to meet its contractual obligations, and arises principally from the Company's receivables from customers including deposits with banks and financial institutions.

Trade and other receivables

The Company's exposure to credit risk is influenced mainly by the individual characteristics of each customer. However, management also considers the factors that may influence the credit risk of its customer base, including the default risk of the industry and country in which customers operate.

The Risk Management Committee has established a credit policy under which each new customer is analysed individually for creditworthiness before the Company's standard payment and delivery terms and conditions are offered. The Company's review includes external ratings, if they are available, and in some cases bank references. Sale limits are established for each customer and reviewed quarterly. Any sales exceeding those limits require approval from the Risk Management Committee.

In monitoring customer credit risk, customers are Companies according to their credit characteristics, including whether they are an individual or a legal entity, their geographic location, industry and existence of previous financial difficulties. The Company evaluates the concentration of risk with respect to trade receivables as low, as its customers are located in several jurisdictions and industries and operate in largely independent markets.

A default on financial assets is when the counterparty fails to make contractual payments within 60 days of when they fall due. This definition of default is determined by considering the business environment in which the entity operates and other macro-economic factors. The Company holds bank guarantees/security deposits against trade receivables of ₹ 10,766.80 lacs (31 March 2020: ₹ 7,847.63 lacs) and as per the terms and condition of the agreements, the Company has the right to encash the bank guarantee or adjust the security deposits in case of defaults.

The Company establishes an allowance for impairment that represents its expected credit losses in respect of trade and other receivables. The management uses a simplified approach for the purpose of computation of expected credit loss for trade receivables

Expected credit losses are a probability weighted estimate of credit losses. Credit losses are measured as the present value of all cash shortfalls (i.e. the difference between the cash flows due to the Company in accordance with the contract and the cash flows that the Company expects to receive).

During the based on specific assessment, the Company recognised bad debts of ₹ Nil (31 March 2020: ₹ Nil). The year end trade receivables do not include any amounts with such parties.

The maximum exposure to credit risk at the reporting date is the carrying value of trade receivables disclosed in Note 9.

Reconciliation of loss allowance provision - Trade Receivables

Particulars	As at 31 March 2021	As at 31 March 2020
Opening Balance	1,238.27	1,089.97
Change in loss allowance	16.84	148.30
Closing Balance	**1,255.11**	**1,238.27**

Financial instruments and cash deposits

Credit risk from balances with banks and financial institutions is managed by the Company's treasury department in accordance with the Company's policy. Investments of surplus funds are made only with approved counterparties and within credit limits assigned to each counterparty. The limits are set to minimise the concentration of risks and therefore mitigate financial loss through counterparty's potential failure to make payments.

The Company's maximum exposure to credit risk for the components of the balance sheet at 31 March 2021 and 31 March 2020 is the carrying amounts as shown in Note 4,8,10,11 & 12. The Company has not recorded any further loss during the year in these financial instruments and cash deposits as these pertains to counter parties of good credit ratings/credit worthiness.

A default on financial assets is when the counterparty fails to make contractual payments within 60 days of when they fall due. This definition of default is determined by considering the business environment in which the entity operates and other macro-economic factors

The Company establishes an allowance for impairment that represents its expected credit losses in respect of trade and other receivables. The management uses a simplified approach for the purpose of computation of expected credit loss for trade receivables

Expected credit losses are a probability weighted estimate of credit losses. Credit losses are measured as the present value of all cash shortfalls (i.e. the difference between the cash flows due to the Company in accordance with the contract and the cash flows that the Company expects to receive).

iii. Liquidity risk

Liquidity risk is the risk that the Company will encounter difficulty in meeting the obligations associated with its financial liabilities that are settled by delivering cash or another financial asset. The Company's approach to managing liquidity is to ensure, as far as possible, that it will have sufficient liquidity to meet its liabilities when they are due, under both normal and stressed conditions, without incurring unacceptable losses or risking damage to the Company's reputation.

Prudent liquidity risk management implies maintaining sufficient cash and marketable securities and the availability of funding through an adequate amount of committed credit facilities to meet obligations when due and to close out market positions. Due to the dynamic nature of the underlying businesses, Company treasury maintains flexibility in funding by maintaining availability under committed credit lines.

Management monitors rolling forecasts of the Company's liquidity position (comprising the undrawn borrowing facilities below) and cash and cash equivalents on the basis of expected cash flows. This is generally carried out in accordance with practice and limits set by the Company. These limits vary by location to take into account the liquidity of the market in which the entity operates. In addition, the Company's liquidity management policy involves projecting cash flows in major currencies and considering the level of liquid assets necessary to meet these, monitoring balance sheet liquidity ratios against internal and external regulatory requirements and maintaining debt financing plans.

(a) Financing arrangements

The Company had access to the following undrawn borrowing facilities at the end of the reporting period:

	As at 31 March 2021	As at 31 March 2020
Floating rate		
Expiring within one year (bank overdraft and other facilities)	-	540.00
Expiring beyond one year (bank loans)	325.00	97.00
	325.00	637.00

The bank overdraft facilities may be drawn at any time and may be terminated by the bank without notice. Subject to the continuance of satisfactory credit ratings, the bank loan facilities may be drawn at any time in Indian National Rupee ('INR'). and have an average maturity of Nil years (as at 31 March 2020: Nil years).

Maturities of financial liabilities

The following are the remaining contractual maturities of financial liabilities at the reporting date. The amounts are gross and undiscounted, and include contractual interest payments and exclude the impact of netting agreements.

Notes

to the financial statements for the year ended 31 March 2021

(All amounts are in ₹ lacs, unless otherwise stated)

	Carrying Amounts 31 March 2021	Contractual cash flows				
		Total	2 months or less	2–12 months	1–5 years	More than 5 years
Non-derivative financial liabilities						
Non Current Borrowings	2,67,197.34	2,67,772.77	-	-	1,36,641.85	1,31,130.92
Other non-current financial liabilities	31,077.40	31,077.40	-	-	31,077.40	-
Short term borrowings	11,509.10	11,509.10	-	11,509.10	-	-
Trade payables	54,995.26	54,995.26	28,649.40	24,306.69	2,039.17	-
Other current financial liabilities	40,882.14	40,882.14	9,303.54	31,578.60		-
Total non-derivative liabilities	**4,05,661.24**	**4,06,236.67**	**37,952.94**	**67,394.39**	**1,69,758.42**	**1,31,130.92**

	Carrying Amounts 31 March 2020	Contractual cash flows				
		Total	2 months or less	2–12 months	1–5 years	More than 5 years
Non-derivative financial liabilities						
Non Current Borrowings	2,28,391.49	2,29,332.18	-	-	1,00,682.65	1,28,649.53
Other non-current financial liabilities	27,370.79	27,370.79	-	-	27,370.79	-
Short term borrowings	13,884.70	13,884.70	3,037.95	10,846.75	-	-
Trade payables	45,263.64	45,263.64	36,666.21	6,558.26	2,039.17	-
Other current financial liabilities	55,396.64	55,396.64	6,379.91	49,016.73	-	-
Total non-derivative liabilities	**3,70,307.26**	**3,71,247.95**	**46,084.07**	**66,421.74**	**1,30,092.61**	**1,28,649.53**

Further the Company issued financial guarantee as disclosed in note 39 for which the possibility of payment is remote.

iv. Market risk

Market risk comprises of Interest rate risk, commodity risk and currency risk is the risk that the fair value of future cash flows of a financial instrument will fluctuate because of changes in market prices. Market risk comprises of interest rate risk and currency risk. Financial instruments affected by market risk primarily include trade and other receivables, trade and other payables and borrowings.

Excessive risk concentration

Concentrations arise when a number of counterparties are engaged in similar business activities, or have economic features that would cause their ability to meet contractual obligations to be similarly affected by changes in economic or other conditions. Concentrations indicate the relative sensitivity of the Company's performance to developments affecting a particular industry. In order to avoid excessive concentrations of risk, the Company's policies and procedures include specific guidelines to focus on the maintenance of a diversified portfolio. Identified concentrations of credit risks are controlled and managed accordingly.

Currency risk

Foreign currency risk is the risk that the fair value or future cash flows of an exposure will fluctuate because of changes in foreign exchange rates. The Company's exposure to the risk of changes in foreign exchange rates relates primarily to the Company's operating activities (when revenue or expense is denominated in a foreign currency). The Company manages its foreign currency risk by taking foreign currency forward contracts, if required

Notes

to the financial statements for the year ended 31 March 2021

(All amounts are in ₹ lacs, unless otherwise stated)

Exposure to currency risk

The summary quantitative data about the Company's exposure to currency risk as reported to the management of the Company is as follows:

	As at 31 March 2021				As at 31 March 2020			
	USD	EUR	GBP	J.YEN	USD	EUR	GBP	J.YEN
Trade receivables	1,85,155.63	-	-	-	-	-	-	-
Trade payables	47,22,146.46	3,32,632.34	3,60,000.00	4,750.00	42,01,498.00	7,20,545.45	-	-
Net statement of financial position exposure	**49,07,302.09**	**3,32,632.34**	**3,60,000.00**	**4,750.00**	**42,01,498.00**	**7,20,545.45**	**-**	**-**

The following significant exchange rates have been applied

	Average Rates		Year end spot rates	
	31 March 2021	31 March 2020	31 March 2021	31 March 2020
USD 1	74.21	70.90	73.50	75.39
EUR 1	86.56	78.79	86.10	83.05
AED 1	20.21	19.30	20.01	20.53
GBP 1	97.01	-	100.95	-
J.YEN 1	0.70	-	0.66	-

Sensitivity analysis

A reasonably possible strengthening (weakening) of the Indian National Rupee ('INR') against all other currencies at 31 March would have affected the measurement of financial instruments denominated in a foreign currency and affected equity and profit by the amounts shown below. This analysis assumes that all other variables, in particular interest rates, remain constant.

	Profit or loss, before tax		Equity, net of tax	
	Strengthening	Weakening	Strengthening	Weakening
31 March 2021				
USD (10% movement)	347.10	(347.10)	225.81	(225.81)
EUR (10% movement)	28.64	(28.64)	18.63	(18.63)
GBP (10% movement)	0.48	(0.48)	0.31	(0.31)
J.YEN (10% movement)	0.24	(0.24)	0.16	(0.16)
31 March 2020				
USD (10% movement)	299.28	(299.28)	194.72	(194.72)
EUR (10% movement)	12.88	(12.88)	8.38	(8.38)
GBP (10% movement)	-	-	-	-
J.YEN (10% movement)	-	-	-	-

Interest rate risk

The Company's main interest rate risk arises from long-term borrowings with variable rates, which expose the Company to cash flow interest rate risk. Company policy is to maintain most of its borrowings at fixed rate using interest rate swaps to achieve this when necessary. During 31 March 2021 and 31 March 2020, the Company's borrowings at variable rate were mainly denominated in Indian National Rupee ('INR').

The Company's fixed rate borrowings are carried at amortised cost. They are therefore not subject to interest rate risk as defined in Ind AS 107, since neither the carrying amount nor the future cash flows will fluctuate because of a change in market interest rates.

Currently the Company's borrowings are within acceptable risk levels, as determined by the management, hence the Company has not taken any swaps to hedge the interest rate risk.

Notes
to the financial statements for the year ended 31 March 2021

(All amounts are in ₹ lacs, unless otherwise stated)

Exposure to interest rate risk
The interest rate profile of the Company's interest-bearing financial instruments as reported to the management of the Company is as follows.

	Nominal Amount	
	31 March 2021	31 March 2020
Fixed-rate instruments		
Financial assets	1,83,311.12	1,06,957.84
Financial liabilities	90,093.75	77,511.75
	2,73,404.87	**1,84,469.59**
Variable-rate instruments		
Financial assets	63,865.72	52,405.06
Financial liabilities	2,38,941.94	2,22,838.50
	3,02,807.66	**2,75,243.56**

Cash flow sensitivity analysis for variable-rate instruments
A reasonably possible change of 100 basis points in interest rates at the reporting date would have increased (decreased) equity and profit by the amounts shown below. This analysis assumes that all other variables, in particular foreign currency exchange rates, remain constant.

Profit or loss, before tax	Equity, net of tax			
	100 bp increase	100 bp decrease	100 bp increase	100 bp decrease
31 March 2021				
Variable-rate instruments	(2,326.50)	2,326.50	(1,513.53)	1,513.53
Cash flow sensitivity	**(2,326.50)**	**2,326.50**	**(1,513.53)**	**1,513.53**
31 March 2020				
Variable-rate instruments	(1,991.01)	1,991.01	(1,295.27)	1,295.27
Cash flow sensitivity	**(1,991.01)**	**1,991.01**	**(1,295.27)**	**1,295.27**

41. Details of dues to micro and small enterprises as defined under the MSMED, 2006
Information as required to be furnished as per section 22 of the Micro, Small and Medium Enterprises Development Act, 2006 (MSMED Act) for the year ended March 31, 2021 is given below. This information has been determined to the extent such parties have been identified on the basis of information available with the Company.

	As at 31 March 2021	As at 31 March 2020
i) Principal amount remaining unpaid to any supplier as at the end of the accounting year	6,166.70	2,159.74
(ii) Interest due thereon remaining unpaid to any supplier as at the end of the accounting year	-	-
(iii) the amount of interest paid by the buyer in terms of section 16 of the Micro, Small and Medium Enterprises Development Act, 2006, along with the amount of the payment made to the supplier beyond the appointed day during each accounting year	-	-
(iv) The amount of interest due and payable for the period of delay in making payment (which have been paid but beyond the appointed day during the year) but without adding the interest specified under the MSMED Act 2006.The amount of interest accrued and remaining unpaid at the end of each accounting year	-	-
(v) The amount of further interest remaining due and payable even in the succeeding years, until such date when the interest dues as above are actually paid to the small enterprise for the purpose of disallowance as a deductible expenditure under section 23 of the MSMED Act 2006.	-	-

Dues to Micro and Small Enterprises have been determined to the extent declarations received from vendors.

Notes
to the financial statements for the year ended 31 March 2021

(All amounts are in ₹ lacs, unless otherwise stated)

42. Disclosure pursuant to IND AS-8 "" Accounting Policies, change in accounting estimates and errors"" (specified under Sec 133 of the Companies Act 2013, read with rule 7 of Companies (Accounts) Rules, 2015) are given below:

Following are the restatement made in current year's Financial statements pertaining to previous year

Particulars	31 March 2020 (Restated)	31 March 2020 (Published)	Nature
ASSETS			
NON CURRENT ASSETS			
Financial assets-Investments	56,521.35	56,521.30	Reclassification items
Financial assets-other financial assets	7,141.22	7,141.27	Reclassification items
EQUITY AND LIABILITIES			
CURRENT LIABILITY			
Financial liabilities-Other financial liabilities	55,396.64	55,097.45	Reclassification items
Other current liabilities	35,973.81	36,273.00	Reclassification items
EXPENSES			
Cost of materials consumed	87,199.18	86,770.52	Reclassification items
Power and fuel	1,01,153.50	1,00,914.44	Reclassification items
Other expenses	98,273.19	98,940.91	Reclassification items
TAX EXPENSES			
Deferred tax charge/(credit)	9,229.80	8,039.75	Reclassification items
Earlier years tax adjustments	(1,190.05)	-	Reclassification items

43. Corporate Social Responsibility

a. Amount required to be spent by the Company on Corporate Social Responsibility (CSR) activities during the year was ₹ 1,194.67 lacs (31 March 2020 : ₹ 866.70 lacs) i.e. 2% of average net profits for last three financial years, calculated as per section 198 of the Companies Act,2013.

b. Corporate Social Responsibility (CSR) activities undertaken during the year is ₹ 1,226.14 lacs (31 March 2020: ₹ 934.83 lacs). Further, no amount has been spent on construction/acquisition of an asset of the Company and entire amount is spent on cash basis.

44. Exceptional Item
J.K. Cement Works (Fujairah) FZC is incurring losses for the past several years since its incorporation and its net worth has been significantly eroded. Further its financial performance, including estimates of future cash flows and earnings, is significantly affected by the direct or indirect impacts of recent and ongoing COVID-19. During the quarter and year ended March 31, 2021, based on business valuation of J.K. Cement Works (Fujairah) FZC (subsidiary of J.K. Cement (Fujairah) FZC) by an independent external valuer, the Company had recognised provision towards diminution of carrying amount of investment in J.K. Cement (Fujairah) FZC of ₹ 16,686.50 lacs (31 March 2020 :₹ 16,151 lacs). Additionally, the Company had also provided for outstanding receivable from earlier years from J.K. Cement (Fujairah) FZC amounting to Nil (31 March 2020 :₹ 1,664 lacs). The total amount of ₹ 16.686.50 lacs (31 March 2020 : ₹ 17,815 lacs) is disclosed as an exceptional item in the audited financial results for the quarter and year ended March 31, 2021.

45. COVID-19
On account of outbreak of COVID-19 pandemic and consequent lockdown imposed by the Government, the manufacturing facilities of the Company were temporarily shut down during the start of the current year. These facilities were opened in a phased manner in the months of April and May 2020 as the lockdown conditions were relaxed. Accordingly, sales volume of the current year is impacted, although cement demand has been progressively recovering over the year with improved prices. As at the year end, the country is again witnessing surge in COVID-19 cases referred to as second wave of pandemic. Although, the Government of India has ruled out a nationwide lockdown as of now, local and regional lockdowns / restrictions are implemented in certain areas. In these circumstances, safety of

Notes

to the financial statements for the year ended 31 March 2021

(All amounts are in ₹ lacs, unless otherwise stated)

our employees continues to be our key priority. Further, in view of such highly uncertain economic environment which is continuously evolving, the Company has considered the possible effects that may result from COVID-19 pandemic in the preparation of these financial results including the recoverability of carrying amounts of financial and non-financial assets. The Company has used internal and external sources of information for such assessment at the date of approval of these financial results and does not anticipate any challenge in the Company's ability to continue as a going concern. The impact of pandemic on the Company's financial results in subsequent periods is highly dependent on the situations as they evolve, and the eventual impact may differ from that estimated as at the date of approval of these financial results.

As per our report of even date.
For **S.R. Batliboi & Co. LLP**
Chartered Accountants
ICAI Firm Regn. No. 301003E/E300005

per Atul Seksaria
Partner
Membership No: 086370

Place: Faridabad
Dated: 12 June 2021

For and on behalf of the Board of Directors of
J.K. Cement Limited

Dr. Krishna Behari Agarwal
Director
DIN: 00339934

Sushila Devi Singhania
Chairperson
DIN: 00142549

A.K. Saraogi
Dy Managing Director & CFO
DIN: 00130805

Dr. Raghavpat Singhania
Managing Director
DIN: 02426556

Shambhu Singh
Company Secretary
Membership No-F5836

Madhavkrishna Singhania
Dy Managing Director and CEO
DIN: 07022433

Place: New Delhi
Dated: 12 June 2021

Independent Auditor's Report

To the Members of J.K. Cement Limited

Report on the Audit of the Consolidated Financial Statements

Opinion

We have audited the accompanying consolidated Ind AS financial statements of J.K. Cement Limited (hereinafter referred to as "the Holding Company"), its subsidiaries (the Holding Company and its subsidiaries together referred to as "the Group") comprising of the consolidated Balance sheet as at 31 March 2021, the consolidated Statement of Profit and Loss, including other comprehensive income, the consolidated Cash Flow Statement and the consolidated Ind AS Statement of Changes in Equity for the year ended, and notes to the consolidated Ind AS financial statements, including a summary of significant accounting policies and other explanatory information (hereinafter referred to as "the consolidated Ind AS financial statements").

In our opinion and to the best of our information and according to the explanations given to us and based on the consideration of reports of other auditors on separate financial statements and on the other financial information of the subsidiaries, the aforesaid consolidated Ind AS financial statements give the information required by the Companies Act, 2013, as amended ("the Act") in the manner so required and give a true and fair view in conformity with the accounting principles generally accepted in India, of the consolidated state of affairs of the Group as at 31 March 2021, their consolidated Ind AS profit/loss including other comprehensive income, their consolidated cash flows and the consolidated statement of changes in equity for the year ended on that date.

Basis for Opinion

We conducted our audit of the consolidated Ind AS financial statements in accordance with the Standards on Auditing (SAs), as specified under section 143(10) of the Act. Our responsibilities under those Standards are further described in the 'Auditor's Responsibilities for the Audit of the Consolidated Ind AS Financial Statements' section of our report. We are independent of the Group, in accordance with the 'Code of Ethics' issued by the Institute of Chartered Accountants of India together with the ethical requirements that are relevant to our audit of the financial statements under the provisions of the Act and the Rules thereunder, and we have fulfilled our other ethical responsibilities in accordance with these requirements and the Code of Ethics. We believe that the audit evidence we have obtained is sufficient and appropriate to provide a basis for our audit opinion on the consolidated Ind AS financial statements.

Emphasis of Matter on COVID-19

We draw attention to Note 45 to the consolidated Ind AS financial statements, which describes the management's assessment of the impact of uncertainties related to outbreak of COVID-19 on the future business operations of the Group.

Our opinion is not modified in respect of this matter.

Emphasis of Matter on CCI case

We draw attention to Note 36A to the consolidated Ind AS financial statements wherein it has been stated that the Competition Commission of India (₹ CCI') has imposed penalty of ₹ 12,854 lacs ('first matter') and ₹ 928 lacs ('second matter') in two separate orders dated 31 August 2016 and 19 January 2017 respectively for alleged contravention of provisions of Competition Act 2002 by the Company. The Company has filed appeals against the above orders.

The National Company Law Appellate Tribunal (₹ NCLAT'), on hearing the appeal in the first matter, upheld the decision of CCI for levying the penalty vide its order dated 25 July 2018. Post order of the NCLAT, CCI issued a revised demand notice dated 7 August 2018 of ₹ 15,492 lacs consisting of penalty of ₹ 12,854 lacs and interest of ₹ 2,638 lacs. The Company has filed appeal with Hon'ble Supreme Court against the above order. Hon'ble Supreme Court has stayed the NCLAT order. While the appeal of the Company is pending for hearing, the Company backed by a legal opinion, believes that it has a good case and accordingly no provision has been considered in the books of accounts.

In the second matter, demand had been stayed and the matter is pending for the hearing before NCLAT. While the appeal of the Company is pending for hearing, the Company backed by a legal opinion, believes that it has a good case and accordingly no provision has been considered in the books of accounts.

Our opinion is not modified in respect of this matter.

Key Audit Matters

Key audit matters are those matters that, in our professional judgment, were of most significance in our audit of the consolidated Ind AS financial statements for the financial year ended 31 March 2021. These matters were addressed in the context of our audit of the consolidated Ind AS financial statements as a whole, and in forming our opinion thereon, and we do not provide a separate opinion on these matters.

Independent Auditor's Report

To the Members of J.K. Cement Limited

For each matter below, our description of how our audit addressed the matter is provided in that context.

We have determined the matters described below to be the key audit matters to be communicated in our report. We have fulfilled the responsibilities described in the Auditor's responsibilities for the audit of the consolidated Ind AS financial statements section of our report, including in relation to these matters. Accordingly, our audit included the performance of procedures designed to respond to our assessment of the risks of material misstatement of the consolidated Ind AS financial statements. The results of audit procedures performed by us and by other auditors of components not audited by us, as reported by them in their audit reports furnished to us by the management, including those procedures performed to address the matters below, provide the basis for our audit opinion on the accompanying consolidated Ind AS financial statements.

Key audit matters	How our audit addressed the key audit matters
Impairment assessment of property, plant and equipment, capital work in progress and intangible assets of J.K. Cement Works (Fujairah) FZC (a Step down subsidiary) *(as described in note 2 & 3 of the consolidated Ind AS financial statements)*	
As at 31 March 2021, the carrying value of property, plant and equipment, capital work in progress and intangible assets of J.K. Cement Works (Fujairah) FZC (a Step down subsidiary) was ₹ 78,212.06 lacs constituting in total approximately 12.90 % of the Group. The impairment assessment of property, plant and equipment, capital work in progress and intangible assets of J.K. Cement Works (Fujairah) FZC has been identified as a key audit matter due to: • J.K. Cement Works (Fujairah) FZC is incurring losses and its entire net worth is eroded and hence there is presence of impairment indicators. • The assessment of the recoverable amount of the Company's Cash Generating Units (CGUs) involves significant judgements about the future cash flow forecasts and the discount rate that is applied. Accordingly, the impairment of assets in J.K. Cement (Fujairah) FZC, was determined to be a key audit matter in our audit of the consolidated Ind AS financial statements.	Our audit procedures included the following. • Evaluated Group assessment of the analysis of internal and external factors impacting the entity, whether there were any indicators of impairment in line with Ind AS 36, Impairment of Assets. • Assessed the process and identification of control mechanisms operating in the Group related to impairment tests of assets, as well as an understanding of the accounting policies and procedures, including internal control environment related to the process of assessing impairment indicators, performing of impairment tests, recognition and measurement controls. • Obtained and evaluated the valuation model used to determine the recoverable amount of J.K. Cement Works (Fujairah) FZC (a step down subsidiary) by assessing the key assumptions used by management including: – Considering forecasted volumes in relation to asset development plans. – Assessed management's forecasts by comparing with prior year forecasts to actual results and assessed the potential impact of any variances. – Assessed of price assumptions used in the models against past trends and research material. – Tested the rate of weighted average cost of capital used to discount the impairment models through valuations experts. – Assessed the competence and objectivity of the Company's external experts, to satisfy ourselves that these parties are appropriate in their roles within the estimation process. – Testing the mathematical accuracy of the model. – Evaluated the Group's assessment for recoverable amount of CGU vis-a-vis carrying amount for their determination of impairment loss, if any. • Assessed the adequacy of the disclosures made by the Group in this regard.

Key audit matters	How our audit addressed the key audit matters
Claims, litigations and contingent liabilities *(as described in note 36A of the consolidated Ind AS financial statements)*	
As of 31 March 2021, the Group has disclosed contingent liabilities of ₹ 20,635.15 lacs relating to tax and legal claims. There are several pending legal and regulatory cases against the Holding Company across various jurisdictions. Accordingly, management exercises its judgement in estimation of provision required in respect of such cases. The evaluation of management's judgements, including those that involve estimations in assessing the likelihood that a pending claim will succeed, or a liability will arise, and the quantification of the ranges of potential financial settlement have been a matter of most significance during the current year audit. Furthermore, the Group has operations across many jurisdictions and is subject to taxation related litigations as per local tax regulations. Evaluation of the outcome of the taxation related matters, and whether the risk of loss is remote, possible or probable, requires significant judgement by management given the complexities involved. Accordingly, due to large number of claims and complexity/ judgement involved in outcome of these litigations. Claims, litigations and contingent liabilities was determined to be a key audit matter in our audit of the consolidated Ind AS financial statements.	Our audit procedures included the following: • Obtained an understanding of the Group's process of identification of claims, litigations and contingent liabilities, and evaluated the design and tested the operating effectiveness of key controls. • Obtained the summary of the Group's legal and tax cases and assessed management's position through discussions with the legal head, tax head and Group's management, on both the probability of success in significant cases, and the magnitude of any potential loss. • Obtained responses from relevant third-party legal counsel and conducted discussions with them regarding material cases. • Inspected external legal opinions and other evidence to corroborate management's assessment of the risk profile in respect of legal claims. • Assessed the competence and objectivity of the external experts. • Involved tax specialists to assess management's application and interpretation of tax legislation affecting the Group, and to consider the quantification of exposures and settlements arising from disputes with tax authorities in the various tax jurisdictions. • Assessed the relevant disclosures made within the consolidated Ind AS financial statements.
Revenue Recognition – Discounts, incentives, rebates etc *(as described in note 27 of the consolidated Ind AS financial statements)*	
For the year ended 31 March 2021 the Group has recognized revenue from operations of ₹ 650,917.22 lacs. Revenue is measured net of discounts, incentives, rebates etc. earned by customers on the Company's sales. Due to the Company's presence across different marketing regions within the country/abroad and the competitive business environment, the estimation of the various types of discounts, incentives and rebate schemes to be recognised based on sales made during the year is material and considered to be complex and judgmental and dependent on various performance obligations and market conditions. Therefore, there is a risk of revenue being misstated as a result of inaccurate estimations over discounts, incentives and rebates. Accordingly, given the complexity and judgement involved in the assessment of provisions required for discounts, incentives and rebates, Revenue recognition – Discounts, incentives, rebates etc. was determined to be a key audit matter in our audit of the Consolidated Ind AS financial statements.	Our audit procedures included the following: • Considered Group's revenue recognition policy and its compliance in terms of Ind AS 115 'Revenue from contracts with customers'. • Assessed the design and tested the operating effectiveness of internal controls with regards to approvals, calculation, provision and disbursement of discounts, incentives and rebates. • Performed sample tests of management's calculations for discounts, incentives and rebates recorded and disbursed during the period including credit notes issued after the period end date. • Performed sample test of supporting documentation for computation of discounts, incentives and rebates recorded and disbursed after the period end dates. • Performed analytical review and compared the management's assessment of discounts, incentives and rebates recorded for the current year with historical trends of discount given and reversal of such discounts, incentives and rebates to assess the adequacy of provisions made during the current year. • Performed sample test of manual journals posted to discounts, incentives and rebates to identify unusual or irregular items. • Assessed the relevant disclosures made within the consolidated Ind AS financial statements.

Independent Auditor's Report

To the Members of J.K. Cement Limited

Key audit matters	How our audit addressed the key audit matters
We have determined that there are no other key audit matters to communicate in our report.	
Estimates with respect to recognition of Minimum Alternate Tax *(as described in note 20 of the consolidated Ind AS financial statements)*	
As at 31 March 2021 deferred tax assets in respect of 'MAT credit entitlement' recognized in the consolidated Ind AS financial statements is of ₹ 13,462.96 lacs. Deferred tax assets are recognized for MAT credit available to the extent that it is probable that the Group will pay normal income tax during the specified period, i.e. the period for which MAT credit is allowed to be carried forward. The Group's ability to recognize deferred tax assets on 'MAT credit entitlement' is assessed by management at the end of each reporting period, considering forecasts of future normal taxable profits and if required the Group will write down the asset to the extent that it is no longer probable that it will pay normal tax during the specified period. The assumptions on which these projections are determined by management. Given the degree of estimation and judgement involved in projection of future taxable normal profits and the fact that if the MAT credit is not utilized within the block of 15 years (immediately succeeding the assessment year in which the credit was generated) it will lapse, Group management's decision to create deferred tax assets in respect of 'MAT credit entitlement' determined to be a key audit matter in our audit of the consolidated Ind AS financial statements.	Our audit procedures included the following: • Developed an understanding of the nature of the Group's tax structure and of the key tax positions. • Assessed the design and tested the operating effectiveness of internal controls related to recognition of deferred tax assets with respect to MAT credit entitlement. • Assessed the Group's tax planning in relation to the recovery of MAT credit assets by comparing the forecasted taxable profit with historical data and budgets approved by the board of directors. • Analyzed and tested management's projections and corresponding assumptions used to determine the likelihood that MAT Credit recognized as on the reporting date will be recovered through future tax as per normal provisions. • Checked the consistency of business plan with the latest management estimates prepared as a part of the budgeting process and also the reliability of the process by which the estimates were computed, by assessing the reasons for differences between projected and actual performances. • Assessed the relevant disclosures made within the consolidated Ind AS financial statements.

Information Other than the Financial Statements and Auditor's Report Thereon

The Holding Company's Board of Directors is responsible for the other information. The other information comprises the information included in the Annual report, but does not include the consolidated Ind AS financial statements and our auditor's report thereon.

Our opinion on the consolidated Ind AS financial statements does not cover the other information and we do not express any form of assurance conclusion thereon.

In connection with our audit of the consolidated Ind AS financial statements, our responsibility is to read the other information and, in doing so, consider whether such other information is materially inconsistent with the consolidated Ind AS financial statements or our knowledge obtained in the audit or otherwise appears to be materially misstated. If, based on the work we have performed, we conclude that there is a material misstatement of this other information, we are required to report that fact. We have nothing to report in this regard.

Responsibilities of Management for the Consolidated Ind AS Financial Statements

The Holding Company's Board of Directors is responsible for the preparation and presentation of these consolidated Ind AS financial statements in terms of the requirements of the Act that give a true and fair view of the consolidated financial position, consolidated financial performance including other comprehensive income, consolidated cash flows and consolidated statement of changes in equity of the Group in accordance with the accounting principles generally accepted in India, including the Indian Accounting Standards (Ind AS) specified under section 133 of the Act read with the Companies (Indian Accounting Standards) Rules, 2015, as amended. The respective Board of Directors of the companies included in the Group are responsible for maintenance of adequate accounting records in accordance with the provisions of the Act for safeguarding of the assets of the Group and for preventing and detecting frauds and other irregularities, selection and application of appropriate accounting policies, making judgments and estimates that are reasonable and prudent, and the design, implementation and maintenance of adequate internal financial controls, that were operating effectively for ensuring the accuracy and completeness of the accounting records, relevant to the preparation and presentation of the consolidated Ind AS financial statements that give a true and fair view and are free from material misstatement, whether due to fraud or error, which have been used for the purpose of preparation of the consolidated Ind AS financial statements by the Directors of the Holding Company, as aforesaid.

In preparing the consolidated Ind AS financial statements, the respective Board of Directors of the companies included in the Group are responsible for assessing the ability of the Group to continue as a going concern, disclosing, as applicable, matters related to going concern and using the going concern basis of accounting unless management either intends to liquidate the Group or to cease operations, or has no realistic alternative but to do so.

Those respective Board of Directors of the companies included in the Group are also responsible for overseeing the financial reporting process of the Group.

Auditor's Responsibilities for the Audit of the Consolidated Ind AS Financial Statements

Our objectives are to obtain reasonable assurance about whether the consolidated Ind AS financial statements as a whole are free from material misstatement, whether due to fraud or error, and to issue an auditor's report that includes our opinion. Reasonable assurance is a high level of assurance, but is not a guarantee that an audit conducted in accordance with SAs will always detect a material misstatement when it exists. Misstatements can arise from fraud or error and are considered material if, individually or in the aggregate, they could reasonably be expected to influence the economic decisions of users taken on the basis of these consolidated Ind AS financial statements.

As part of an audit in accordance with SAs, we exercise professional judgment and maintain professional skepticism throughout the audit.
We also:

- Identify and assess the risks of material misstatement of the consolidated Ind AS financial statements, whether due to fraud or error, design and perform audit procedures responsive to those risks, and obtain audit evidence that is sufficient and appropriate to provide a basis for our opinion. The risk of not detecting a material misstatement resulting from fraud is higher than for one resulting from error, as fraud may involve collusion, forgery, intentional omissions, misrepresentations, or the override of internal control.
- Obtain an understanding of internal control relevant to the audit in order to design audit procedures that are appropriate in the circumstances. Under section 143(3)(i) of the Act, we are also responsible for expressing our opinion on whether the Holding Company has adequate internal financial controls with reference to financial statements in place and the operating effectiveness of such controls.
- Evaluate the appropriateness of accounting policies used and the reasonableness of accounting estimates and related disclosures made by management.
- Conclude on the appropriateness of management's use of the going concern basis of accounting and, based on the audit evidence obtained, whether a material uncertainty exists related to events or conditions that may cast significant doubt on the ability of the Group to continue as a going concern. If we conclude that a material uncertainty exists, we are required to draw attention in our auditor's report to the related disclosures in the consolidated Ind AS financial statements or, if such disclosures are inadequate, to modify our opinion. Our conclusions are based on the audit evidence obtained up to the date of our auditor's report. However, future events or conditions may cause the Group to cease to continue as a going concern.
- Evaluate the overall presentation, structure and content of the consolidated Ind AS financial statements, including the disclosures, and whether the consolidated Ind AS financial statements represent the underlying transactions and events in a manner that achieves fair presentation.
- Obtain sufficient appropriate audit evidence regarding the financial information of the entities or business activities within the Group to express an opinion on the consolidated Ind AS financial statements. We are responsible for the direction, supervision and performance of the audit of the financial statements of such entities included in the consolidated financial statements of which we are the independent auditors. For the other entities included in the consolidated Ind AS financial statements, which have been audited by other auditors, such other auditors remain responsible for the direction, supervision and performance of the audits carried out by them. We remain solely responsible for our audit opinion.

Independent Auditor's Report

To the Members of J.K. Cement Limited

We communicate with those charged with governance of the Holding Company and such other entities included in the consolidated Ind AS financial statements of which we are the independent auditors regarding, among other matters, the planned scope and timing of the audit and significant audit findings, including any significant deficiencies in internal control that we identify during our audit.

We also provide those charged with governance with a statement that we have complied with relevant ethical requirements regarding independence, and to communicate with them all relationships and other matters that may reasonably be thought to bear on our independence, and where applicable, related safeguards.

From the matters communicated with those charged with governance, we determine those matters that were of most significance in the audit of the consolidated Ind AS financial statements for the financial year ended 31 March 2021 and are therefore the key audit matters. We describe these matters in our auditor's report unless law or regulation precludes public disclosure about the matter or when, in extremely rare circumstances, we determine that a matter should not be communicated in our report because the adverse consequences of doing so would reasonably be expected to outweigh the public interest benefits of such communication.

Other Matter

(a) We did not audit the financial statements and other financial information, in respect of 4 subsidiaries, whose financial statements include total assets of ₹ 225,668 lacs as at 31 March 2021, and total revenues of ₹ 30,870 lacs and net cash inflows of ₹ 6,137 lacs for the year ended on that date. These Ind AS financial statement and other financial information have been audited by other auditors, which financial statements, other financial information and auditor's reports have been furnished to us by the management. Our opinion on the consolidated Ind AS financial statements, in so far as it relates to the amounts and disclosures included in respect of these subsidiaries, and our report in terms of sub-sections (3) of Section 143 of the Act, in so far as it relates to the aforesaid subsidiaries.

Certain of these subsidiaries are located outside India whose financial statements and other financial information have been prepared in accordance with accounting principles generally accepted in their respective countries and which have been audited by other auditors under generally accepted auditing standards applicable in their respective countries. The Holding Company's management has converted the financial statements of such subsidiaries located outside India from accounting principles generally accepted in their respective countries to accounting principles generally accepted in India. We have audited these conversion adjustments made by the Holding Company's management. Our opinion in so far as it relates to the balances and affairs of such subsidiaries located outside India is based on the report of other auditors and the conversion adjustments prepared by the management of the Holding Company and audited by us.

Our opinion above on the consolidated Ind AS financial statements, and our report on Other Legal and Regulatory Requirements below, is not modified in respect of the above matters with respect to our reliance on the work done and the reports of the other auditors and the financial statements and other financial information certified by the Management.

Report on Other Legal and Regulatory Requirements

As required by Section 143(3) of the Act, based on our audit and on the consideration of report of the other auditors on separate financial statements and the other financial information of subsidiaries, as noted in the 'other matter' paragraph we report, to the extent applicable, that:

(a) We/the other auditors whose report we have relied upon have sought and obtained all the information and explanations which to the best of our knowledge and belief were necessary for the purposes of our audit of the aforesaid consolidated Ind AS financial statements;

(b) In our opinion, proper books of account as required by law relating to preparation of the aforesaid consolidation of the financial statements have been kept so far as it appears from our examination of those books and reports of the other auditors;

(c) The Consolidated Balance Sheet, the Consolidated Statement of Profit and Loss including the Statement of Other Comprehensive Income, the Consolidated Cash Flow Statement and Consolidated Statement of Changes in Equity dealt with by this Report are in agreement with the books of account maintained for the purpose of preparation of the consolidated Ind AS financial statements;

(d) In our opinion, the aforesaid consolidated Ind AS financial statements comply with the Accounting Standards specified under Section 133 of the Act, read with Companies (Indian Accounting Standards) Rules, 2015, as amended;

(e) The matter described in 'Emphasis of Matter on CCI case' paragraph above, in our opinion, may have an adverse effect on the functioning of the Group;

(f) On the basis of the written representations received from the directors of the Holding Company as on 31 March 2021 taken on record by the Board of Directors of the Holding Company and the reports of the statutory auditors who are appointed under Section 139 of the Act, of its subsidiary companies, none of the directors of the Group's companies incorporated in India, is disqualified as on 31 March 2021 from being appointed as a director in terms of Section 164 (2) of the Act;

(g) With respect to the adequacy and the operating effectiveness of the internal financial controls with reference to these consolidated Ind AS financial statements of the Holding Company and its subsidiary companies, incorporated in India, refer to our separate Report in "Annexure 1" to this report;

(h) In our opinion and based on the consideration of reports of other statutory auditors of the subsidiaries, incorporated in India, the managerial remuneration for the year ended 31 March 2021 has been paid / provided by the Holding Company, its subsidiaries, incorporated in India to their directors in accordance with the provisions of section 197 read with Schedule V to the Act;

(i) With respect to the other matters to be included in the Auditor's Report in accordance with Rule 11 of the Companies (Audit and Auditors) Rules, 2014, as amended, in our opinion and to the best of our information and according to the explanations given to us and based on the consideration of the report of the other auditors on separate financial statements as also the other financial information of the subsidiaries, as noted in the 'Other matter' paragraph:

i. The consolidated Ind AS financial statements disclose the impact of pending litigations on its consolidated Ind AS financial position of the Group in its consolidated Ind AS financial statements – Refer Note 36 A to the consolidated Ind AS financial statements;

ii. The Group did not have any material foreseeable losses in long-term contracts including derivative contracts during the year ended 31 March 2021;

iii. There has been no delay in transferring amounts, required to be transferred, to the Investor Education and Protection Fund by the Holding Company, its subsidiaries, incorporated in India during the year ended 31 March 2021.

For S.R. Batliboi & Co. LLP
Chartered Accountants
ICAI Firm Registration Number: 301003E/E300005

per Atul Seksaria
Partner
Membership Number: 086370
UDIN: 21086370AAAABI9889

Place of Signature: Faridabad
Date: 12 June 2021

Annexure 1 to the Independent Auditor's Report Of Even Date on the Consolidated Ind As Financial Statements of J.K. Cement Limted

Report on the Internal Financial Controls under Clause (i) of Sub-section 3 of Section 143 of the Companies Act, 2013 ("the Act")

In conjunction with our audit of the consolidated Ind AS financial statements of J.K. Cement Limited as of and for the period ended 31 March 2021, we have audited the internal financial controls over financial reporting of J.K. Cement Limited (hereinafter referred to as the "Holding Company") and its subsidiary company, which are companies incorporated in India, as of that date.

Management's Responsibility for Internal Financial Controls

The respective Board of Directors of the Holding Company, its subsidiary company, which are companies incorporated in India, are responsible for establishing and maintaining internal financial controls based on the internal control over financial reporting criteria established by the Holding Company considering the essential components of internal control stated in the Guidance Note on Audit of Internal Financial Controls Over Financial Reporting issued by the Institute of Chartered Accountants of India. These responsibilities include the design, implementation and maintenance of adequate internal financial controls that were operating effectively for ensuring the orderly and efficient conduct of its business, including adherence to the respective company's policies, the safeguarding of its assets, the prevention and detection of frauds and errors, the accuracy and completeness of the accounting records, and the timely preparation of reliable financial information, as required under the Act.

Auditor's Responsibility

Our responsibility is to express an opinion on the company's internal financial controls over financial reporting with reference to these consolidated Ind AS financial statements based on our audit. We conducted our audit in accordance with the Guidance Note on Audit of Internal Financial Controls Over Financial Reporting (the "Guidance Note") and the Standards on Auditing, both, issued by Institute of Chartered Accountants of India, and deemed to be prescribed under section 143(10) of the Act, to the extent applicable to an audit of internal financial controls. Those Standards and the Guidance Note require that we comply with ethical requirements and plan and perform the audit to obtain reasonable assurance about whether adequate internal financial controls over financial reporting with reference to these consolidated Ind AS financial statements was established and maintained and if such controls operated effectively in all material respects.

Our audit involves performing procedures to obtain audit evidence about the adequacy of the internal financial controls over financial reporting with reference to these consolidated Ins AS financial statements and their operating effectiveness. Our audit of internal financial controls over financial reporting included obtaining an understanding of internal financial controls over financial reporting with reference to these consolidated Ind AS financial statements, assessing the risk that a material weakness exists, and testing and evaluating the design and operating effectiveness of internal control based on the assessed risk. The procedures selected depend on the auditor's judgement, including the assessment of the risks of material misstatement of the financial statements, whether due to fraud or error.

We believe that the audit evidence we have obtained and the audit evidence obtained by the other auditor in terms of their report referred to in the Other Matters paragraph below, is sufficient and appropriate to provide a basis for our audit opinion on the internal financial controls over financial reporting with reference to these consolidated Ind AS financial statements.

Meaning of Internal Financial Controls Over Financial Reporting With Reference to these Consolidated Ind AS Financial Statements

A company's internal financial control over financial reporting with reference to these consolidated Ind AS financial statements is a process designed to provide reasonable assurance regarding the reliability of financial reporting and the preparation of financial statements for external purposes in accordance with generally accepted accounting principles. A company's internal financial control over financial reporting with reference to these consolidated Ind AS financial statements includes those policies and procedures that (1) pertain to the maintenance of records that, in reasonable detail, accurately and fairly reflect the transactions and dispositions of the assets of the company; (2) provide reasonable assurance that transactions are recorded as necessary to permit preparation of financial statements in accordance with generally accepted accounting principles, and that receipts and expenditures of the company are being made only in accordance with authorisations of management and directors of the company; and (3) provide reasonable assurance regarding prevention or timely detection of unauthorised acquisition, use, or disposition of the company's assets that could have a material effect on the financial statements.

Inherent Limitations of Internal Financial Controls Over Financial Reporting With Reference to these Consolidated Ind AS Financial Statements

Because of the inherent limitations of internal financial controls over financial reporting with reference to these consolidated Ind AS financial statements, including the possibility of collusion or improper management override of controls, material misstatements due to error or fraud may occur and not be detected. Also, projections of any evaluation of the internal financial controls over financial reporting with reference to these consolidated Ind AS financial statements to future periods are subject to the risk that the internal financial control over financial reporting with reference to these consolidated Ind AS financial statements may become inadequate because of changes in conditions, or that the degree of compliance with the policies or procedures may deteriorate.

Opinion

In our opinion, the Holding Company, its subsidiary company, which are companies incorporated in India, have, maintained in all material respects, adequate internal financial controls over financial reporting with reference to these consolidated Ind AS financial statements and such internal financial controls over financial reporting with reference to these consolidated financial statements were operating effectively as at 31 March 2021, based on the internal control over financial reporting criteria established by the Holding Company considering the essential components of internal control stated in the Guidance Note on Audit of Internal Financial Controls Over Financial Reporting issued by the Institute of Chartered Accountants of India.

Other Matters

Our report under Section 143(3)(i) of the Act on the adequacy and operating effectiveness of the internal financial controls over financial reporting with reference to these consolidated Ind AS financial statements of the Holding Company, in so far as it relates to one subsidiary company, which are companies incorporated in India, is based on the corresponding report of the auditor of such subsidiary incorporated in India.

For S.R. Batliboi & Co. LLP
Chartered Accountants
ICAI Firm Registration Number: 301003E/E300005

per Atul Seksaria
Partner
Membership Number: 086370
UDIN: 21086370AAAABI9889

Place of Signature: Faridabad
Date: 12 June 2021

Consolidated Balance Sheet

as at 31 March 2021

(All amounts are in ₹ lacs, unless otherwise stated)

	Notes	As at 31 March 2021	As at 31 March 2020
ASSETS			
Non-current assets			
Property, plant and equipment	2	5,50,813.97	5,22,066.01
Capital work-in-progress	2	50,933.35	52,953.50
Intangible assets	3	4,688.17	2,724.85
Right-of-use assets	3(i)	38,233.57	30,657.78
Financial assets:			
(i) Investments	4	4,396.93	4,480.29
(ii) Other financial assets	5	6,829.78	5,064.72
Other non-current assets	6	12,992.72	12,799.19
Total non-current assets		**6,68,888.49**	**6,30,746.34**
Current assets			
Inventories	7	75,658.60	69,040.18
Financial assets:			
(i) Investments	8	9,827.01	103.45
(ii) Trade receivables	9	36,153.35	26,767.42
(iii) Cash and cash equivalents	10	14,673.12	3,850.17
(iv) Bank balances other than (iii) above	11	1,07,791.75	59,597.58
(v) Other financial assets	12	55,523.50	46,298.52
Current tax assets (net)	13	-	873.56
Other current assets	14	18,682.38	16,926.20
Total current assets		**3,18,309.71**	**2,23,457.08**
Total assets		**9,87,198.20**	**8,54,203.42**
EQUITY AND LIABILITIES			
Equity			
Equity share capital	15	7,726.83	7,726.83
Other equity	16	3,65,947.86	2,95,041.55
Equity attributable to equity holders of the J.K. Cement Ltd.		**3,73,674.69**	**3,02,768.38**
Non-controlling interests		(2,573.45)	(2,026.33)
Total equity		**3,71,101.24**	**3,00,742.05**
Liabilities			
Non-current liabilities			
Financial liabilities:			
(i) Borrowings	17	2,99,312.16	2,70,351.45
(ii) Lease liabilities	17d	17,448.90	18,713.25
(iii) Other financial liabilities	18	31,077.40	27,370.79
Provisions	19	5,405.39	5,018.29
Deferred tax liabilities (net)	20	59,296.83	41,726.63
Other non current liabilities	21	7,820.63	7,812.07
Total non-current liabilities		**4,20,361.31**	**3,70,992.48**
Current liabilities			
Financial liabilities:			
(i) Borrowings	22	14,934.70	18,072.95
(ii) Lease liabilities	22a	4,973.24	3,187.30
(iii) Trade payables	23		
(a) Total outstanding dues of micro enterprises and small enterprises		6,166.70	2,159.74
(b) total outstanding dues of creditors other than micro enterprises and small enterprises		53,812.32	47,018.82
(iv) Other financial liabilities	24	48,066.94	62,862.83
Other current liabilities	25	58,384.50	38,097.69
Provisions	26	8,472.10	11,069.56
Current tax liability (Net)		925.15	-
Total current liabilities		**1,95,735.65**	**1,82,468.89**
Total liabilities		**6,16,096.96**	**5,53,461.37**
Total equity and liabilities		**9,87,198.20**	**8,54,203.42**
Significant Accounting Policies	1		

The accompanying notes are an integral part of the financial statements.

As per our report of even date.
For **S.R. Batliboi & Co. LLP**
Chartered Accountants
ICAI Firm Regn. No. 301003E/E300005

per Atul Seksaria
Partner
Membership No: 086370

Place: Faridabad
Dated: 12 June 2021

For and on behalf of the Board of Directors of
J.K. Cement Limited

Dr. Krishna Behari Agarwal
Director
DIN: 00339934

A.K. Saraogi
Dy Managing Director & CFO
DIN: 00130805

Shambhu Singh
Company Secretary
Membership No: F5836

Place: New Delhi
Dated: 12 June 2021

Sushila Devi Singhania
Chairperson
DIN: 00142549

Dr. Raghavpat Singhania
Managing Director
DIN: 02426556

Madhavkrishna Singhania
Dy Managing Director and CEO
DIN: 07022433

Consolidated Statement of Profit and Loss

for the year ended 31 March 2021

(All amounts are in ₹ lacs, unless otherwise stated)

	Notes	For the year ended 31 March 2021	For the period ended 31 March 2020
Income			
Revenue from contracts with customers	27	6,60,610.27	5,80,163.78
Other income	28	11,295.35	8,532.52
Total income (I)		**6,71,905.62**	**5,88,696.30**
Expenses			
Cost of materials consumed	29	1,01,536.13	92,739.25
Purchase of traded goods		4,292.34	2,575.91
Changes in inventories of finished goods,work-in-progress and traded goods	30	1,253.51	(7,778.25)
Employee benefits expenses	31	46,227.15	45,521.82
Finance costs	32	25,276.70	27,636.29
Depreciation and amortization expenses	33	30,619.04	28,796.17
Power and fuel		1,16,538.91	1,09,686.54
Freight and forwarding		1,30,181.13	1,10,243.04
Other expenses	34	1,06,712.63	1,05,830.84
Total Expenses (II)		**5,62,637.54**	**5,15,251.61**
Profit before tax (I-II)		**1,09,268.08**	**73,444.69**
Tax expense:			
Current tax		30,756.71	17,123.87
Deferred tax charge	20	5,998.18	9,171.56
Earlier years tax adjustments		2,203.06	(1,190.05)
Profit for the year (III)		**70,310.13**	**48,339.31**
Other comprehensive income			
Items that will not be reclassified to profit or loss			
Remeasurement gains/(loss)of defined benefit plans		209.77	(195.25)
Income tax relating to remeasurement of defined benefit plans		(73.30)	68.40
Exchange differences on translations		(87.40)	1,841.19
Other comprehensive income for the year (IV)		**49.07**	**1,714.34**
Total comprehensive income for the year (III + IV)		**70,359.20**	**50,053.65**
Profit attributable to:			
Equity holders of the J.K. Cement Limited		70,971.86	49,239.77
Non-controlling interests		(661.73)	(900.46)
		70,310.13	**48,339.31**
Other comprehensive income attributable to:			
Equity holders of the J.K. Cement Limited		(65.54)	2,116.68
Non-controlling interests		114.61	(402.34)
		49.07	**1,714.34**
Total comprehensive income attributable to:			
Equity holders of the J.K. Cement Limited		70,906.32	51,356.45
Non-controlling interests		(547.12)	(1,302.80)
		70,359.20	**50,053.65**
Earnings per equity share (Face value of ₹ 10 each)	35		
Basic (in ₹)		90.99	62.56
Diluted (in ₹)		90.99	62.56
Significant Accounting Policies	1		

The accompanying notes are an integral part of the financial statements.

As per our report of even date.
For **S.R. Batliboi & Co. LLP**
Chartered Accountants
ICAI Firm Regn. No. 301003E/E300005

per Atul Seksaria
Partner
Membership No: 086370

Place: Faridabad
Dated: 12 June 2021

For and on behalf of the Board of Directors of
J.K. Cement Limited

Dr. Krishna Behari Agarwal
Director
DIN: 00339934

A.K. Saraogi
Dy Managing Director & CFO
DIN: 00130805

Shambhu Singh
Company Secretary
Membership No: F5836

Place: New Delhi
Dated: 12 June 2021

Sushila Devi Singhania
Chairperson
DIN: 00142549

Dr. Raghavpat Singhania
Managing Director
DIN: 02426556

Madhavkrishna Singhania
Dy Managing Director and CEO
DIN: 07022433

Statement of Consolidated Cash Flow

for the year ended 31 March 2021

(All amounts are in ₹ lacs, unless otherwise stated)

	For the year ended 31 March 2021	For the period ended 31 March 2020
A. Cash Flow from Operating Activities		
Net Profit before tax	1,09,268.08	73,444.69
Adjustment for :		
Depreciation & amortization expenses	30,619.04	28,796.17
Net loss on the sale of property, plant & equipment/ Impairment	4,565.24	3,169.06
Interest paid	24,905.08	27,079.93
Interest received	(8,242.75)	(5,638.90)
Bad Debts / Loans and advances	325.00	-
Provision for doubtful debts / loans and advances	116.84	248.81
Net fair value gain on financial assets measured at fair value through profit or loss	(228.07)	(845.38)
Movement in Government grant	6.52	(846.41)
Mines restoration charges	124.81	65.44
Operating Profit Before Working Capital Changes	**1,61,459.79**	**1,25,473.41**
Working capital adjustments :-		
Increase in Trade Payables	10,800.46	5,825.08
Increase in other financial liabilities	7,315.09	27,648.33
Increase in Other liabilities	20,288.85	1,785.95
Increase / (Decrease) in Provisions	(2,198.70)	2,233.50
(Increase) in Inventories	(6,618.42)	(6,652.01)
(Increase) in Trade receivables	(9,827.77)	(1,292.56)
(Increase)/ Decrease in Other assets	(718.26)	714.24
(Increase) in Other financial assets	(1,886.69)	(3,261.35)
Cash Generated From Operations	**1,78,614.35**	**1,52,474.59**
Less : Income Tax Paid (inclusive of tax deducted at source)	(19,589.04)	(15,299.36)
Net Cash Flow From operating activities	**1,59,025.31**	**1,37,175.23**
B. Cash used in Investing Activities		
Proceed from maturity of fixed deposit	1,20,307.30	34,231.29
Investment in fixed deposit	(1,77,037.50)	(1,00,696.26)
Acquisition/Purchase of property, plant & equipment	(76,780.78)	(1,25,033.60)
Sale of property, plant & equipment	879.01	758.33
Investment in Equity, Mutual funds & Bonds	(60,740.34)	(46,536.41)
Sale of Investment	51,647.80	86,777.87
Interest received	7,355.84	2,845.00
Net Cash Used In Investing Activities	**(1,34,368.67)**	**(1,47,653.78)**

(All amounts are in ₹ lacs, unless otherwise stated)

	For the year ended 31 March 2021	For the period ended 31 March 2020
C. Cash used in Financing Activities		
Proceeds from Long Term Borrowings	58,500.00	68,300.00
Repayment of Long Term Borrowings	(44,163.54)	(30,943.39)
Repayment of short term borrowings	(3,138.25)	(5,742.61)
Proceeds from VAT Loans	744.63	282.51
Repayment of deferred sales Tax	(231.01)	(527.76)
Proceeds/(Repayment) from Vehicle Loans	60.24	(282.87)
Payment towards principal portion of lease liability	(236.63)	633.87
Interest paid on lease liability	(983.52)	(1,196.15)
Interest Expense Paid	(24,265.23)	(25,568.22)
Dividend paid (including dividend distribution tax)	(32.97)	(16,266.55)
Net Cash Used in Financing Activities	**(13,746.28)**	**(11,311.17)**
Net Increase/(Decrease) in Cash and Cash Equivalents (A+B+C)	**10,910.36**	**(21,789.72)**
Exchange rate fluctuation reserve on conversion	(87.41)	(666.33)
Cash and Cash Equivalents at the beginning of the year/period	3,850.17	26,306.22
Cash and Cash Equivalents at the end of the year/period	14,673.12	3,850.17
	10,910.36	**(21,789.72)**

Notes :

Cash and cash equivalents includes cash in hand and bank balances including Fixed Deposits.

Significant Accounting Policies 1

The accompanying notes are an integral part of the financial statements.

As per our report of even date.
For **S.R. Batliboi & Co. LLP**
Chartered Accountants
ICAI Firm Regn. No. 301003E/E300005

per Atul Seksaria
Partner
Membership No: 086370

Place: Faridabad
Dated: 12 June 2021

For and on behalf of the Board of Directors of
J.K. Cement Limited

Dr. Krishna Behari Agarwal
Director
DIN: 00339934

Sushila Devi Singhania
Chairperson
DIN: 00142549

A.K. Saraogi
Dy Managing Director & CFO
DIN: 00130805

Dr. Raghavpat Singhania
Managing Director
DIN: 02426556

Shambhu Singh
Company Secretary
Membership No: F5836

Madhavkrishna Singhania
Dy Managing Director and CEO
DIN: 07022433

Place: New Delhi
Dated: 12 June 2021

Statement of Changes in Equity

for the year ended 31 March 2021

(All amounts are in ₹ lacs, unless otherwise stated)

(a) Equity share capital

	As at 31 March 2021	As at 31 March 2020
Balance at the beginning of the year (77,268,251 Equity shares (31 March 2020: 77,268,251) of ₹ 10 each issued, subscribed and fully paid)	7,726.83	7,726.83
Changes in equity share capital during the year	-	-
Balance at the end of the year (77,268,251 Equity shares (31 March 2020:77,268,251) of ₹ 10 each issued, subscribed and fully paid)	**7,726.83**	**7,726.83**

(b) Other equity

	Reserves and Surplus						
	Securities premium	Debenture redemption reserve	General reserve	Retained earnings (including Other Comprehensive Income)	Total	Non-controlling interests	Total
Balance as on 01 April 2019	**75,679.66**	**9,876.90**	**90,325.02**	**86,612.42**	**1,90,494.10**	**(723.53)**	**1,89,770.57**
Profit for the year	-	-	-	49,239.77	49,239.77	(900.46)	48,339.31
Other comprehensive income for the year	-	-	-	2,116.68	2,116.68	(402.34)	1,714.34
Total comprehensive income for the year	**-**	**-**	**-**	**51,356.45**	**51,356.45**	**(1,302.80)**	**50,053.65**
Adjustments	-	-	-	(2,507.47)	(2,507.47)	-	(2,507.47)
Transfer to/(from) general reserve	-	-	10,000.00	(10,000.00)	-	-	-
Transfer to/(from) debenture redemption reserve	-	(1,865.10)	-	1,865.10	-	-	-
Dividend paid	-	-	-	(13,521.95)	(13,521.95)	-	(13,521.95)
Dividend distribution tax	-	-	-	(2,779.48)	(2,779.48)	-	(2,779.48)
Balance as at 31 March 2020	**75,679.66**	**8,011.80**	**1,00,325.02**	**1,11,025.07**	**2,95,041.55**	**(2,026.33)**	**2,93,015.22**
Profit for the year	-	-	-	70,971.86	70,971.86	(661.73)	70,310.13
Other comprehensive loss for the year	-	-	-	(65.54)	(65.54)	114.61	49.07
Total comprehensive income for the year	**-**	**-**	**-**	**70,906.32**	**70,906.32**	**(547.12)**	**70,359.20**
Adjustments	-	-	-	-	-	-	-
Transfer to/(from) general reserve	-	-	10,000.00	(10,000.00)	-	-	-
Transfer to/(from) debenture redemption reserve	-	(3,289.40)	-	3,289.40	-	-	-
Balance as at 31 March 2021	**75,679.66**	**4,722.40**	**1,10,325.02**	**1,75,220.79**	**3,65,947.87**	**(2,573.45)**	**3,63,374.42**

Significant Accounting Policies
The accompanying notes are an integral part of the financial statements.

As per our report of even date.
For **S.R. Batliboi & Co. LLP**
Chartered Accountants
ICAI Firm Regn. No. 301003E/E300005

per Atul Seksaria
Partner
Membership No: 086370

Place: Faridabad
Dated: 12 June 2021

For and on behalf of the Board of Directors of
J.K. Cement Limited

Dr. Krishna Behari Agarwal
Director
DIN: 00339934

Sushila Devi Singhania
Chairperson
DIN: 00142549

A.K. Saraogi
Dy Managing Director & CFO
DIN: 00130805

Dr. Raghavpat Singhania
Managing Director
DIN: 02426556

Shambhu Singh
Company Secretary
Membership No: F5836

Madhavkrishna Singhania
Dy Managing Director and CEO
DIN: 07022433

Place: New Delhi
Dated: 12 June 2021

Notes

to the consolidated financial statements for the year ended 31 March 2021

1. Corporate Information

I. Reporting Entity

The consolidated financial statement comprise statement of J.K. Cement limited, its subsidiaries and joint venture operation (collectively, the group) for the year ended 31 March 2021. J.K. Cement Limited ("J.K. Cement Limited" or "the Group" or the "Parent") is a public limited group domiciled in India and has its registered office at Kamla Tower, Kanpur, Uttar Pradesh – 208 001. J.K. Cement Limited's equity shares are listed on National Stock Exchange and Bombay Stock Exchange in India. The Group is engaged in the manufacturing and selling of Cement and Cement related products.

II. Significant Accounting Policies

The Group has consistently applied the following accounting policies to all periods presented in the financial statements.

1. Basis of consolidation

The consolidated financial statements of the Group have been prepared in accordance with Indian Accounting Standards (Ind-AS) notified under the Companies (Indian Accounting Standards) Rules, 2015 (as amended from time to time) and presentation requirements of Division II of Schedule III to the Companies Act, 2013, (Ind AS compliant Schedule III). The financial statements of the Group and its Subsidiary Group have been consolidated on a line-by-line basis by adding together the book value of like items of assets, liabilities, income and expenses, after eliminating intra-group balances.

These are Group's separate financial statements.

These financial statements were authorised for issue by the Board of Directors on 12 June 2021.

(a) The assets and liabilities of foreign operations are translated into INR at the rate of exchange prevailing at the reporting date and their statements of profit or loss are translated at exchange rates prevailing at the dates of the transactions.

(b) For practical reasons, the group uses an average rate to translate income and expense items, if the average rate approximates the exchange rates at the dates of the transactions. The exchange differences arising on translation for consolidation are recognised in OCI. On disposal of a foreign operation, the component of OCI relating to that particular foreign operation is recognised in profit or loss.

(c) The consolidated financial statements have been prepared using uniform accounting policies for like transactions and other events in similar circumstances and are presented, to the extent possible, in the same manner as the Group's separate financial statements.

(d) The Companies considered in the consolidated financial statements are:

Name of the company	Nature of croup	Country of Incorporation	Holding as at 31 March 2021	Period of consolidation
J.K. Cement (Fujairah)FZC	Subsidiary	U.A.E.	100%	FY 2020-2021
J.K. Cement Works (Fujairah) FZC	Fellow Subsidiary	U.A.E.	90%	FY 2020-2021
Jaykaycem(Central) Ltd	Subsidiary	India	100%	FY 2020-2021

(e) Profit or loss attributable to 'non-controlling interest' and to 'owners of the parent' in the statement of profit and loss is presented as allocation for the period. Further, 'total comprehensive income' for the period attributable to 'non-controlling interest' and to 'owners of the parent' is presented in the statement of profit and loss as allocation for the period. The aforesaid disclosures for 'total comprehensive income' is made in the statement of changes in equity.

Non-controlling interests' in the Balance Sheet and in the Statement of Changes in Equity, within equity, is presented separately from the equity of the 'owners of the parent'.

2. Basis of measurement

The Consolidated financial statements have been prepared on a historical cost basis except the following assets and liabilities, which are measured on fair value basis:

Notes
to the consolidated financial statements for the year ended 31 March 2021

- Certain financial assets and liabilities that is measured at fair value (Refer note 41).
- Defined benefit liability/(assets): fair value of plan assets less present value of defined benefit obligation (Refer note 38).

3. Functional and presentation currency

These financial statements are presented in Indian National Rupee ('INR'), which is theGroup's functional currency. All amounts have been rounded to the nearest lacs up to two decimal places except when otherwise indicated.

4. Use of judgements and estimates

The preparation of the financial statements requires management to make judgements, estimates and assumptions that affect the reported amounts of assets, liabilities, income, expenses, and the acgrouping disclosures, and the disclosure of contingent assets and liabilities. Uncertainty about these assumptions and estimates could result in outcomes that require a material adjustment to the carrying amount of assets or liabilities affected in future periods.

Estimates and underlying assumptions are reviewed on an ongoing basis. Revisions to estimates are recognised prospectively.

A. Judgements

Information about the judgements made in applying accounting policies that have the most significant effects on the amounts recognised in the financial statements have been given below:

Provision and contingencies

The assessment undertaken in the recognizing provision and contingencies have been made in accordance with Ind AS 37, 'Provisions, contingent liabilities and contingent assets'. The evaluation of the likelihood of the contingent events has required best judgement by management regarding the probability of exposure to potential loss.

B. Assumptions and estimation uncertainties

The key assumptions concerning the future and other key sources of estimation uncertainty at the reporting date, that have a significant risk of causing a material adjustment to the carrying amounts of assets and liabilities within the next financial year, are described below, the group based its assumptions and estimates on parameters available when the financial statements were prepared. Existing circumstances and assumptions about future development, however, may change due to market change or circumstances arising that are beyond the control of the group. Such changes are reflected in the assumptions when they occurred.

Taxes

Deferred tax assets are recognized for unused tax losses to the extent that it is probable that taxable profit will be available against which the losses can be utilized. Significant management judgement is required to determine the amount of deferred tax assets that can be recognized, based upon the likely timing and the level of future taxable profits together with tax planning strategy.

Useful life of property, plant and equipment

The estimated useful life of property, plant and equipment are based on a number of factors including the effects of obsolescence, demand, competition, internal assessment of user experience and other economic factors (such as the stability of the industry, and known technological advances) and the level of maintenance expenditure required to obtain the expected future cash flows from the asset. The Group reviews the useful life of property, plant and equipment at the end of each reporting date.

Post-retirement benefit plans

Employee benefit obligations (gratuity obligations) are determined using actuarial valuation. An actuarial valuation involves making various assumptions that may differ from actual developments in the future. These include the determination of the discount rates, future salary increases and Mortality rates. Due to the complexities involved in the valuation and its long term nature, a defined benefit obligation is highly sensitive to changes in these assumptions. All assumptions are reviewed at each reporting date.

Fair value measurement of financial instruments

The fair value of financial assets and financial liabilities recorded in the balance sheet in respect of which quoted prices in active markets are available and measured using valuation techniques. The inputs to these models are taken from observable markets where possible, but where this is not feasible, a degree of judgement is required in establishing fair values. Judgements include

Notes
to the consolidated financial statements for the year ended 31 March 2021

considerations of inputs such as liquidity risk, credit risk and volatility. Changes in assumptions about these factors could affect the reported fair value of financial instruments.

5. Classification of Assets and Liabilities as Current and Non-Current

The Group presents assets and liabilities in the balance sheet based on current/ non-current classification. An asset is treated as current when it is:

- Expected to be realised or intended to be sold or consumed in normal operating cycle.
- Held primarily for the purpose of trading
- Expected to be realised within twelve months after the reporting period, or
- Cash and cash equivalent unless restricted from being exchanged or used to settle a liability for at least twelve months after the reporting period.

All other assets are classified as non-current.

A liability is treated as current when:

- It is expected to be settled in normal operating cycle.
- It is held primarily for the purpose of trading
- It is due to be settled within twelve months after the reporting period, or
- There is no unconditional right to defer the settlement of the liability for at least twelve months after the reporting period.

All other liabilities are classified as non-current.

Deferred tax liabilities are classified as non-current liabilities.

The operating cycle is the time between the acquisition of the assets for processing and their realisation in cash and cash equivalents. The Group has identified twelve months as its operating cycle.

6. Property, plant and equipment

Recognition and measurement

Items of property, plant and equipment are stated at cost less accumulated depreciation and accumulated impairment loss, if any. The cost of assets comprises of purchase price and directly attributable cost of bringing the assets to working condition for its intended use including borrowing cost and incidental expenditure during construction incurred up to the date when the assets are ready to use. Capital work in progress includes cost of assets at sites, construction expenditure and interest on the funds deployed.

If significant parts of an item of property, plant and equipment have different useful life, then they are accounted for as a separate items (major components) of property, plant and equipment.

Items such as spare parts, stand-by equipment and servicing equipment are recognized as property, plant and equipment when they meet the definition of property, plant and equipment. Otherwise, such items are classified as inventory.

Any gain/ (loss) on disposal of property, plant and equipment is recognised in statement of profit and loss.

Subsequent Measurement

Subsequent expenditure is capitalised only if it is probable that the future economic benefits associated with the expenditure will flow to the Group.

Expenditure during construction period:

Expenditure/Income during construction period (including financing cost related to borrowed funds for construction or acquisition of qualifying PPE) is included under Capital Work-in-Progress, and the same is allocated to the respective PPE on the completion of their construction. Advances given towards acquisition or construction of PPE outstanding at each reporting date are disclosed as capital advances under "Other non-current assets".

Depreciation

Depreciation on Property, plant and equipment (PPE) is calculated using the straight-line method (SLM) to allocate their cost, net of their residual values, over their estimated useful lives (determined by the management based on technical estimates). The assets residual values and useful life are reviewed and adjusted if appropriate, at the end of each reporting period.

Notes
to the consolidated financial statements for the year ended 31 March 2021

Tangible Assets	Useful Life (In years)
Factory building (including roads)	03-30 Years
Non factory building (including roads)	05-60 Years
Plant and machinery	05-40 Years
Vehicles	08 Years
Furniture and fixtures	10 Years
Office equipment	05 Years
Railway sidings	15 Years

The useful life of certain plant and machineries have been considered lower / higher than 15 years. These life are lower / higher those indicated in schedule II of Companies Act, 2013.

Freehold Mining Land is depleted according to the 'unit of production' method by reference to the ratio of extraction of limestone in the year to the related reserves of limestone.

Limestone reserves are estimated by the management based on the internal best estimates or independent expert's valuation as considered appropriate. These estimates are reviewed at least annually.

The management believes that the estimated useful life are realistic and reflect approximation of the period over which the assets are likely to be used.

7. Intangible assets

Intangible Assets are stated at cost less accumulated amortization and impairment loss, if any. Intangible assets are amortized on straight line method basis over the estimated useful life. Estimated useful life of the Software is considered as 3 years.

Subsequent expenditure is capitalised only if it is probable that the future economic benefits associated with the expenditure will flow to the group.

Amortisation methods, useful life and residual values are reviewed in each financial year end and changes, if any, are accounted for prospectively.

Amortisation of Mining rights over the period or respective Mining Agreement.

Amortisation of Mining Reserve: On the basis of material extraction (proportion of material extracted per annum to total mining reserve).

8. Financial instruments

A financial instrument is any contract that gives rise to asset of one entity and a financial liability or equity instrument of another entity. Financial instruments also include derivative contracts such as foreign currency forward contracts, cross currency interest rate swaps, interest rate swaps and currency options; and embedded derivatives in the host contract.

Financial Assets
Initial recognition and measurement
All financial assets are recognised initially at fair value plus, in the case of financial assets not recorded at fair value through profit or loss, transaction costs that are attributable to the acquisition of the financial asset.

Purchases or sales of financial assets that require delivery of assets within a time frame established by regulation or convention in the market place (regular way trades) are recognized on the trade date, i.e., the date that the group commits to purchase or sell the asset.

Classifications
The Group classifies its financial assets as subsequently measured at either amortised cost or fair value through other comprehensive income (FVOCI) or fair value through Profit and Loss Account (FVTPL) on the basis of either:

Group's business model for managing the financial assets or
Contractual cash flow characteristics of the financial assets.

Business model assessment
The group makes an assessment of the objective of a business model in which an asset is held at an instrument level because this best reflects the way the business is managed and information is provided to management.

Debt instruments at amortised cost
A financial asset is measured at amortised cost only if both of the following conditions are met:

- It is held within a business model whose objective is to hold assets in order to collect contractual cash flows.
- The contractual terms of the financial asset represent contractual cash flows that are solely payments of principal and interest.

Notes
to the consolidated financial statements for the year ended 31 March 2021

After initial measurement, such financial assets are subsequently measured at amortised cost using the Effective Interest Rate ('EIR') method. Amortised cost is calculated by taking into account any discount or premium on acquisition and fees or costs that are an integral part of the EIR. The EIR amortisation is included as finance income in the profit or loss. The losses arising from impairment are recognised in the profit or loss.

Debt instrument at fair value through Other Comprehensive Income (FVOCI)
Debt instruments with contractual cash flow characteristics that are solely payments of principal and interest and held in a business model whose objective is achieved by both collecting contractual cash flows and selling financial assets are classified to be measured at FVOCI.

Debt instrument at fair value through profit and loss (FVTPL)
Any debt instrument, which does not meet the criteria for categorization as at amortized cost or as FVOCI, is classified as at FVTPL.

In addition, the group may elect to classify a debt instrument, which otherwise meets amortized cost or FVOCI criteria, as at FVTPL. However, such election is allowed only if doing so reduces or eliminates a measurement or recognition inconsistency (referred to as 'accounting mismatch').

Debt instruments included within the FVTPL category are measured at fair value with all changes recognized in the profit and loss.

Equity Instruments
All equity instruments in scope of Ind AS 109 are measured at fair value and all changes in fair value are recorded in FVTPL. On initial recognition an equity investment that is not held for trading, the Group may irrevocably elect to present subsequent changes in fair value in OCI and fair value changes on the instrument, excluding dividends, are recognized in the OCI. There is no recycling of the amounts from OCI to statement of profit and loss, even on sale of investment. However, the Group may transfer the cumulative gain or loss within equity. This election is made on an investment-by-investment basis.

All other Financial Instruments are classified as measured at FVTPL.

Derecognition of financial assets
A financial asset (or, where applicable, a part of a financial asset or part of a group of similar financial assets) is primarily derecognised (i.e. removed from the group's balance sheet) when:

- The rights to receive cash flows from the asset have expired, or
- The Group has transferred its rights to receive cash flows from the asset or has assumed an obligation to pay the received cash flows in full without material delay to a third party under a 'pass-through' arrangement; and either (a) the group has transferred substantially all the risks and rewards of the asset, or (b) the group has neither transferred nor retained substantially all the risks and rewards of the asset, but has transferred control of the asset.

When the Group has transferred its rights to receive cash flows from an asset or has entered into a pass-through arrangement, it evaluates if and to what extent it has retained the risks and rewards of ownership. When it has neither transferred nor retained substantially all of the risks and rewards of the asset, nor transferred control of the asset, the group continues to recognize the transferred asset to the extent of the group's continuing involvement. In that case, the group also recognizes an associated liability. The transferred asset and the associated liability are measured on a basis that reflects the rights and obligations that the group has retained.

Continuing involvement that takes the form of a guarantee over the transferred asset is measured at the lower of the original carrying amount of the asset and the maximum amount of consideration that the group could be required to repay.

On derecognition of a financial asset, the difference between the carrying amount of the asset (or the carrying amount allocated to the portion of the asset derecognised) and the sum of (i) the consideration received (including any new asset obtained less any new liability assumed) and (ii) any cumulative gain or loss that had been recognised in OCI is recognised in profit or loss.

Impairment of financial assets
The Group assesses on a forward looking basis the expected credit losses associated with its assets carried at amortised cost and at FVOCI. The

Notes
to the consolidated financial statements for the year ended 31 March 2021

impairment methodology applied upon whether there has been a significant increase in credit risk.

For recognition of impairment loss on other financial assets and risk exposure, the Group determines that whether there has been a significant increase in the credit risk since initial recognition. If credit risk has not increased significantly, 12 month ECL is used to provide for impairment loss. However, if credit risk has increased significantly, lifetime ECL is used. If, in a subsequent period, credit quality of the instrument improves such that there is no longer a significant increase in credit risk since initial recognition, then the entity revert to recognizing impairment loss allowance based on 12 month ECL.

Lifetime ECL are the expected credit losses resulting from all possible default events over the expected life of a financial instrument. The 12 month ECL is a portion of the lifetime ECL which results from default events on a financial instrument that are possible within 12 months after the reporting date.

With regard to trade receivable, the Group applies the simplified approach as permitted by Ind AS 109, Financial Instruments, which requires expected lifetime losses to be recognised from the initial recognition of the trade receivables.

Financial liabilities
Initial recognition and measurement
Financial liabilities are classified, at initial recognition, as financial liabilities at fair value through profit or loss, amortised cost, as appropriate.

All financial liabilities are recognised initially at fair value and, in the case of amortised cost, net of directly attributable transaction costs.

Subsequent measurement
The measurement of financial liabilities depends on their classification, as described below:

Financial Liabilities measured at amortised cost
After initial recognition, interest-bearing loans and borrowings are subsequently measured at amortised cost using the EIR method. Gains and losses are recognised in profit or loss when the liabilities are derecognised as well as through the EIR amortisation process.

Amortised cost is calculated by taking into account any discount or premium on acquisition and fees or costs that are an integral part of the EIR. The EIR amortisation is included as finance costs in the statement of profit and loss.

Financial liabilities at fair value through profit or loss
Financial liabilities at fair value through profit or loss include financial liabilities held for trading and financial liabilities designated upon initial recognition as at fair value through profit or loss. Financial liabilities are classified as held for trading if they are incurred for the purpose of repurchasing in the near term.

Gains or losses on liabilities held for trading are recognised in the profit or loss.

Financial liabilities designated upon initial recognition at fair value through profit or loss are designated as such at the initial date of recognition, and only if the criteria in Ind AS 109 are satisfied. For liabilities designated as FVTPL, fair value gains/ losses attributable to changes in own credit risk are recognized in OCI. These gains/ loss are not subsequently transferred to P&L. However, the Group may transfer the cumulative gain or loss within equity. All other changes in fair value of such liability are recognised in the statement of profit or loss.

Financial guarantee contracts
Financial guarantee contract issued by the Group is contracts that require a payment to be made to reimburse the holder for a loss it incurs because, the specified debtor fails to make a payment when due in accordance with the terms of a debt instrument. Financial guarantee contracts are recognised initially as a liability at fair value, adjusted for transaction costs that are directly attributable to the issuance of the guarantee. Subsequently, the liability is measured at the higher of the amount of loss allowance determined as per impairment requirements of Ind AS 109 , and the transaction amount recognised less cumulative amortisation.

Derecognition of financial liabilities
The group derecognises a financial liability when its contractual obligations are discharged or cancelled, or expire.

Reclassification of financial assets
The Group determines classification of financial assets and liabilities on initial recognition. After

Notes
to the consolidated financial statements for the year ended 31 March 2021

initial recognition, no reclassification is made for financial assets which are equity instruments and financial liabilities. For financial assets which are debt instruments, a reclassification is made only if there is a change in the business model for managing those assets. Changes to the business model are expected to be infrequent. The group's senior management determines change in the business model as a result of external or internal changes which are significant to the group's operations. Such changes are evident to external parties. A change in the business model occurs when the group either begins or ceases to perform an activity that is significant to its operations. If the group reclassifies financial assets, it applies the reclassification prospectively from the reclassification date which is the first day of the immediately next reporting period following the change in business model. The group does not restate any previously recognized gains, losses (including impairment gains or losses) or interest.

9. Inventories
Inventories are valued as follows:

Raw materials, packing materials, stores and spares	Lower of cost and net realisable value. Cost is determined on a moving weighted average basis. Materials and other items held for use in the production of inventories are at cost not written down below costs, if finished goods in which they will be incorporated are expected to be sold at or above cost
Work-in-progress, finished goods and traded goods	Lower of cost and net realisable value. Cost includes direct materials, labor and a proportion of manufacturing overheads. Cost of finished goods includes excise duty, wherever applicable.
Waste	At net realisable value

Net realisable value is the estimated selling price in the ordinary course of business, less estimated costs of completion and to make the sale.

10. Investment in subsidiary and joint venture
Investment in subsidiaries and joint venture are carried at cost / fair value as per the requirement of IND AS 32, Financial Instruments and IND AS 109, Financial Instruments in the separate financial statements. Investment carried at cost is tested for impairment as per IND AS 36, Impairment of Assets. Investments in subsidiaries and JV are tested for impairment whenever events or changes in circumstances indicate that the carrying amount may not be recoverable. An impairment loss is recognised for the amount by which the carrying amount of investments exceeds its recoverable amount.

11. Provisions, Contingent Liabilities and Assets
Provisions are recognised when the Group has a present legal or constructive obligation as a result of past events, it is probable that an outflow of resources will be required to settle the obligation and the amount can be reliably estimated. Provisions are not recognised for future operating losses.

Provisions are measured at the present value of management's best estimate of the expenditure required to settle the present obligation at the end of the reporting period. The discount rate used to determine the present value is a pre-tax rate that reflects current market assessments of the time value of money and the risks specific to the liability. The increase in the provision due to the passage of time is recognised as interest expense.

Where it is not probable that an outflow of economic benefits will be required, or the amount cannot be estimated reliably, the obligation is disclosed as a contingent liability, unless the probability of outflow of economic benefits is remote. Possible obligations, whose existence will only be confirmed by the occurrence or non-occurrence of one or more future uncertain events not wholly within the control of the group, are also disclosed as contingent liabilities unless the probability of outflow of economic benefits is remote.

Contingent Assets are not recognized in the financial statements. However, when the realization of income is virtually certain, then the related asset is not a contingent asset and its recognition is appropriate.

12. Mines Restoration Expenditure
The expenditure on restoration of the mines based on technical estimates by Internal/External specialists is recognized in the accounts. The total estimated restoration expenditure is apportioned over the estimated quantity of mineral resources (likely to be made available) and provision is made in the accounts based on minerals mined during the year.

13. Revenue Recognition
The Group derives revenues primarily from sale of cement and cement related products.

Notes
to the consolidated financial statements for the year ended 31 March 2021

Ind AS 115 "Revenue from Contracts with Customers" provides a control-based revenue recognition model and provides a five step application approach to be followed for revenue recognition.

- Identify the contract(s) with a customer;
- Identify the performance obligations;
- Determine the transaction price;
- Allocate the transaction price to the performance obligations;
- Recognise revenue when or as an entity satisfies performance obligation.

Revenue from contracts with customers is recognised when control of the goods or services are transferred to the customer at an amount that reflects the consideration to which the Group expects to be entitled in exchange for those goods or services. The Group has generally concluded that it is the principal in its revenue arrangements, except for the agency services, because it typically controls the goods or services before transferring them to the customer.

Revenue excludes amounts collected on behalf of third parties.

Sale of goods
For sale of goods, revenue is recognised when control of the goods has transferred at a point in time i.e. when the goods have been delivered to the specific location (delivery). Following delivery, the customer has full discretion over the responsibility, manner of distribution, price to sell the goods and bears the risks of obsolescence and loss in relation to the goods. A receivable is recognised by the Group when the goods are delivered to the customer or their agent as this represents the point in time at which the right to consideration becomes unconditional, as only the passage of time is required before payment is due. The Group considers the effects of variable consideration, the existence of significant financing components, noncash consideration, and consideration payable to the customer (if any).

Variable consideration
If the consideration in a contract includes a variable amount, estimates the amount of consideration to which it will be entitled in exchange for transferring the goods to the customer. The variable consideration is estimated at contract inception and constrained until it is highly probable that a significant revenue reversal in the amount of cumulative revenue recognised will not occur when the associated uncertainty with the variable consideration is subsequently resolved. The Group recognizes changes in the estimated amount of variable consideration in the period in which the change occurs. Some contracts for the sale of goods provide customers with volume rebates and pricing incentives, which give rise to variable consideration.

The Group provides retrospective volume rebates and pricing incentives to certain customers once the quantity of products purchased during the period exceeds a threshold specified in the contract. Rebates are offset against amounts payable by the customer. To estimate the variable consideration for the expected future rebates, the Group applies the most expected value method for contracts. The selected method that best predicts the amount of variable consideration is primarily driven by the number of volume thresholds contained in the contract. The Group then applies the requirements on constraining estimates of variable consideration and recognises a refund liability for the expected future rebates.

Contract balances
Trade receivables
A receivable represents the Group's right to an amount of consideration that is unconditional (i.e., only the passage of time is required before payment of the consideration is due). Refer to accounting policies of financial assets Financial instruments – initial recognition and subsequent measurement.

Contract liabilities
A contract liability is the obligation to transfer goods or services to a customer for which the Group has received consideration (or an amount of consideration is due) from the customer. If a customer pays consideration before the Group transfers goods or services to the customer, a contract liability is recognised when the payment is made or the payment is due (whichever is earlier). Contract liabilities are recognised as revenue when the Group performs under the contract.

Cost to obtain a contract
The Group pays sales commission to its selling agents for each contract that they obtain for the Group. The Group has elected to apply the optional practical expedient for costs to obtain a contract which allows the Group to immediately expense sales commissions (included in advertisement and sales promotion expense under other expenses) because the amortization period of the asset that the Group otherwise would have used is one year or less.

Costs to fulfil a contract i.e. freight, insurance and other selling expenses are recognized as an expense in the period in which related revenue is recognised.

Critical judgements
The Group's contracts with customers include promises to transfer goods to the customers. Judgement is required to determine the transaction price for the contract. The transaction price could be either a fixed amount of customer consideration or variable consideration with elements such as schemes, incentives, cash discounts, etc. The estimated amount of variable consideration is adjusted in the transaction price only to the extent that it is highly probable that a significant reversal in the amount of cumulative revenue recognised will not occur and is reassessed at the end of each reporting period.

Costs to obtain a contract are generally expensed as incurred. The assessment of this criteria requires the application of judgement, in particular when considering if costs generate or enhance resources to be used to satisfy future performance obligations and whether costs are expected to be recovered.

Other revenue streams
Interest Income
For all debt instruments measured either at amortised cost or at fair value through other comprehensive income, interest income is recorded using the effective interest rate (EIR). EIR is the rate that exactly discounts the estimated future cash payments or receipts over the expected life of the financial instrument or a shorter period, where appropriate, to the gross carrying amount of the financial asset or to the amortised cost of a financial liability. When calculating the effective interest rate, the Group estimates the expected cash flows by considering all the contractual terms of the financial instrument (for example, prepayment, extension, call and similar options) but does not consider the expected credit losses. Interest income is included in finance income in the statement of profit and loss.

14. Government Grants and Subsidies
Grants from the government are recognised at their fair value where there is a reasonable assurance that the grant will be received and the Group will comply with all attached conditions.

Government grants that compensate the Group for expenses incurred are recognised in profit or loss as income on a systematic basis in the periods in which the expense is recognised.

Government grants relating to the purchase of property, plant and equipment are included in non-current liabilities as deferred income and are credited to profit or loss on a straight-line basis over the expected lives of the related assets and presented within other income.

15. Employee benefits
(i) Short term employee benefits
Short-term employee benefits are expensed as the related service is provided. A liability is recognised for the amount expected to be paid if the Group has a present legal or constructive obligation to pay this amount as a result of past service provided by the employee and the obligation can be estimated reliably.

(ii) Defined contribution plans
Obligations for contributions to defined contribution plans are expensed as the related service is provided. The group has following defined contribution plans:

a) Provident fund
The Group makes specified monthly contributions towards Provident Fund and Employees State Insurance Corporation ('ESIC'). The contribution is recognized as an expense in the Statement of Profit and Loss during the period in which employee renders the related service.

b) Superannuation scheme
Superannuation Certain employees of the Group are eligible for participation in defined contribution plans such as superannuation. Contributions towards these funds are recognized as an expense periodically based on the contribution by the Group, since Group has no further obligation beyond its periodic contribution.

Notes
to the consolidated financial statements for the year ended 31 March 2021

(iii) Defined benefit plans

The Group's net obligation in respect of defined benefit plans is calculated separately for each plan by estimating the amount of future benefit that employees have earned in the current and prior periods, discounting that amount and deducting the fair value of any plan assets.

The calculation of defined benefit obligations is performed annually by a qualified actuary using the projected unit credit method. When the calculation results in a potential asset for the group, the recognised asset is limited to the present value of economic benefits available in the form of any future refunds from the plan or reductions in future contributions to the plan. To calculate the present value of economic benefits, consideration is given to any applicable minimum funding requirements.

Remeasurement of the net defined benefit liability, which comprise actuarial gains and losses, the return on plan assets (excluding interest) and the effect of the asset ceiling (if any, excluding interest), are recognised immediately in Other Comprehensive Income. Net interest expense (income) on the net defined liability (assets) is computed by applying the discount rate, used to measure the net defined liability (asset), to the net defined liability (asset) at the start of the financial year after taking into account any changes as a result of contribution and benefit payments during the year. Net interest expense and other expenses related to defined benefit plans are recognised in profit or loss.

When the benefits of a plan are changed or when a plan is curtailed, the resulting change in benefit that relates to past service or the gain or loss on curtailment is recognised immediately in profit or loss. The group recognises gains and losses on the settlement of a defined benefit plan when the settlement occurs.

The Group has following defined benefit plans:

Gratuity

The Group provides for its gratuity liability based on actuarial valuation of the gratuity liability as at the Balance Sheet date, based on Projected Unit Credit Method, carried out by an independent actuary and contributes to the Gratuity Trust fund formed by the Group. The contributions made are recognized as plan assets. The defined benefit obligation as reduced by fair value of plan assets is recognized in the Balance Sheet. Re-measurements are recognized in the Other Comprehensive Income, net of tax in the year in which they arise.

(iv) Other long-term employee benefits

The Group's net obligation in respect of long-term employee benefits is the amount of future benefit that employees have earned in return for their service in the current and prior periods. That benefit is discounted to determine its present value. Re-measurements are recognised in profit or loss in the period in which they arise.

The group has following long term employment benefit plans:

Leave Liability

Leave encashment is payable to eligible employees at the time of retirement. The liability for leave encashment, which is a defined benefit scheme, is provided based on actuarial valuation as at the Balance Sheet date, based on Projected Unit Credit Method, carried out by an independent actuary.

16. Foreign currency translation

Transactions in foreign currencies are translated into the Group's functional currency at the exchange rates at the dates of the transactions.

Monetary assets and liabilities denominated in foreign currencies are translated into the functional currency at the exchange rate at the reporting date. Non-monetary assets and liabilities that are measured at fair value in a foreign currency are translated into the functional currency at the exchange rate when the fair value was determined. Non-monetary items that are measured based on historical cost in a foreign currency are translated at the exchange rate at the date of the transaction. Foreign currency differences are generally recognised in profit or loss.

17. Borrowing Cost

Borrowing costs directly attributable to the acquisition, construction or production of an asset that necessarily takes a substantial period of time to get ready for its intended use or sale are capitalised as part of the cost of the asset. All other borrowing costs are expensed in the period in which they occur. Borrowing costs consist of interest and other costs that an entity incurs in connection with the borrowing of funds. Borrowing cost also includes exchange differences to the extent regarded as an adjustment to the borrowing costs.

18. Taxes

Tax expense comprises current and deferred tax. It is recognised in profit or loss except to the extent that it relates to items recognized directly in equity or in Other Comprehensive Income.

Current tax

Current tax comprises the expected tax payable or receivable on the taxable income or loss for the year and any adjustment to the tax payable or receivable in respect of previous years. It is measured using tax rates enacted or substantively enacted at the reporting date.

Current income tax relating to items recognised outside profit or loss is recognised outside profit or loss (either in other comprehensive income or in equity). Current tax items are recognised in correlation to the underlying transaction either in OCI or directly in equity. Management periodically evaluates positions taken in the tax returns with respect to situations in which applicable tax regulations are subject to interpretation and establishes provisions where appropriate.

Current tax assets and liabilities are offset only if, the Group:

a) Has a legally enforceable right to set off the recognised amounts; and

b) Intends either to settle on a net basis, or to realise the asset and settle the liability simultaneously.

Deferred tax

Deferred tax is recognised in respect of temporary differences between the carrying amounts of assets and liabilities for financial reporting purposes and the amounts used for taxation purposes. Deferred tax is not recognised for temporary differences on the initial recognition of assets or liabilities in a transaction that is not a business combination and that affects neither accounting nor taxable profit nor loss.

Deferred tax assets are recognised for unused tax losses, unused tax credits and deductible temporary differences to the extent that it is probable that future taxable profits will be available against which they can be used. Deferred tax assets are reviewed at each reporting date and are reduced to the extent that it is no longer probable that the related tax benefit will be realised; such reductions are reversed when the probability of future taxable profits improves.

Unrecognized deferred tax assets are reassessed at each reporting date and recognised to the extent that it has become probable that future taxable profits will be available against which they can be used.

Deferred tax is measured at the tax rates that are expected to be applied to temporary differences when they reverse, using tax rates enacted or substantively enacted at the reporting date.

The measurement of deferred tax reflects the tax consequences that would follow from the manner in which the group expects, at the reporting date, to recover or settle the carrying amount of its assets and liabilities.

The carrying amount of deferred tax asset is reviewed on each reporting date.

Deferred tax assets and liabilities are offset only if:

a) The entity has a legally enforceable right to set off current tax assets against current tax liabilities; and

b) The deferred tax assets and the deferred tax liabilities relate to income taxes levied by the same taxation authority on the same taxable entity.

i) Minimum alternate tax (MAT) paid in a year is charged to the statement of profit and loss as current tax for the year. The deferred tax asset is recognised for MAT credit available only to the extent that it is probable that the concerned group will pay normal income tax during the specified period, i.e., the period for which MAT credit is allowed to be carried forward. In the year in which the group recognizes MAT credit as an asset, it is created by way of credit to the statement of profit and loss and shown as

Notes
to the consolidated financial statements for the year ended 31 March 2021

part of deferred tax asset. The group reviews the "MAT credit entitlement" asset at each reporting date and writes down the asset to the extent that it is no longer probable that it will pay normal tax during the specified period.

18. Leases

The Group assesses at contract inception whether a contract is, or contains, a lease. That is, if the contract conveys the right to control the use of an identified asset for a period of time in exchange for consideration.

Group as a lessee

The Group applies a single recognition and measurement approach for all leases, except for short-term leases and leases of low-value assets. The Group recognises lease liabilities to make lease payments and right-of-use assets representing the right to use the underlying assets.

Right-of-use assets

The Group recognises right-of-use assets at the commencement date of the lease (i.e., the date the underlying asset is available for use). Right-of-use assets are measured at cost, less any accumulated depreciation and impairment losses, and adjusted for any remeasurement of lease liabilities. The cost of right-of-use assetincludes the amount of lease liabilities recognised, initial direct costs incurred, and lease payments made at or before the commencement date less any lease incentives received. Right-of-use assets are depreciated on a straight-line basis over the shorter of the lease term and the estimated useful lives of the assets. If ownership of the leased asset transfers to the Group at the end of the lease term or the cost reflects the exercise of a purchase option, depreciation is calculated using the estimated useful life of the asset.

The right-of-use assets are also subject to impairment.

Lease Liabilities

At the commencement date of the lease, the Group recognises lease liabilities measured at the present value of lease payments to be made over the lease term. The lease payments include fixed payments (including insubstance fixed payments) less any lease incentives receivable, variable lease payments that depend on an index or a rate, and amounts expected to be paid under residual value guarantees. The lease payments also include the exercise price of a purchase option reasonably certain to be exercised by the Group and payments of penalties for terminating the lease, if the lease term reflects the Group exercising the option to terminate. Variable lease payments that do not depend on an index or a rate are recognised as expenses (unless they are incurred to produce inventories) in the period in which the event or condition that triggers the payment occurs.

In calculating the present value of lease payments, the Group uses its incremental borrowing rate at the lease commencement date because the interest rate implicit in the lease is not readily determinable. After the commencement date, the amount of lease liabilities is increased to reflect the accretion of interest and reduced for the lease payments made. In addition, the carrying amount of lease liabilities is remeasured if there is a modification, a change in the lease term, a change in the lease payments (e.g., changes to future payments resulting from a change in an index or rate used to determine such lease payments) or a change in the assessment of an option to purchase the underlying asset.

The Group's lease liabilities are included in Interest-bearing loans and borrowings.

Short-term leases and leases of low-value assets

The Group applies the short-term lease recognition exemption to its short-term leases of machinery and equipment (i.e., those leases that have a lease term of 12 months or less from the commencement date and do not contain a purchase option). It also applies the lease of low-value assets recognition exemption to leases of office equipment that are considered to be low value. Lease payments on short-term leases and leases of low-value assets are recognised as expense on a straight-line basis over the lease term.

19. Impairment of non-financial assets

At each reporting date, the Group reviews the carrying amounts of its non-financial assets (other than inventories and deferred tax assets) to determine whether there is any indication on impairment. If any such indication exists, then the asset's recoverable amount is estimated.

Notes
to the consolidated financial statements for the year ended 31 March 2021

For impairment testing, assets are grouped together into the smallest group of assets that generates cash inflows from continuing use that are largely independent of the cash inflows of other assets or Cash Generating Units ('CGUs').

The recoverable amount of an asset or CGU is the greater of its value in use and its fair value less costs to sell. Value in use is based on the estimated future cash flows, discounted to their present value using a pre-tax discount rate that reflects current market assessments of the time value of money and the risks specific to the asset or CGU.

An impairment loss is recognised if the carrying amount of an asset or CGU exceeds its recoverable amount.

Impairment loss in respect of assets other than goodwill is reversed only to the extent that the assets carrying amount does not exceed the carrying amount that would have been determined, net of depreciation or amortisation, if no impairment loss had been recognised.

20. Segment Reporting

Operating segments are reported in a manner consistent with the internal reporting provided to the chief operating decision maker.

The board of directors of the Group has been identified as being the chief operating decision maker by the Management of the group. Refer note 37 for segment information presented.

21. Cash and cash equivalents

Cash and cash equivalents comprise cash at bank and on hand and short-term deposits with original maturities of three months or less that are readily convertible to known amounts of cash and which are subject to an insignificant risk of changes in value.

22. Exceptional item

Items of income or expense of non-routine are presented separately when their nature and amount of such significance and is relevant to an understanding of the entity's financial performance.

23. Earnings Per Share (EPS)

Basic earnings per share are computed by dividing the profit for the year by the weighted average number of equity shares outstanding during the period. Diluted earnings per shares is computed by dividing the profit for the year by the weighted average number of equity shares considered for deriving basic earnings per shares and also the weighted average number of equity shares that could have been issued upon conversion of all dilutive potential equity shares.

The weighted average number of equity shares outstanding during the period is adjusted for events such as bonus issue, bonus elements in a rights issue, share split and reverse share split (consolidation of shares) that have changed the number of equity shares outstanding without a corresponding change in resources.

24. Effective Interest Method

The effective interest method is a method of calculating the amortised cost of a financial asset or financial liability and of allocating interest income / interest expenses over the relevant period. The effective interest rate is the rate that exactly discounts estimated future cash receipts / payments (including all fees and points paid or received that form an integral part of the effective interest rate, transaction costs and other premiums or discounts) through the expected life of the debt instrument, or, where appropriate, a shorter period, to the net carrying amount on initial recognition.

25. Non-current assets held for sale

The Group classifies non-current assets as held for sale if their carrying amounts will be recovered principally through a sale rather than through continuing use. This condition is regarded as met only when the asset is available for immediate sale in its present condition subject only to terms that are usual and customary for sales of such asset and its sale is highly probable. Also, such assets are classified as held for sale only if the management expects to complete the sale within one year from the date of classification.

Non-current assets classified as held for sale are measured at the lower of their carrying amount and the fair value less cost to sell. Non-current assets are not depreciated or amortised.

Notes

to the consolidated financial statements for the year ended 31 March 2021

New and amended standards

Amendments to Ind AS 116: COVID-19-Related Rent Concessions.
The amendments provide relief to lessees from applying Ind AS 116 guidance on lease modification accounting for rent concessions arising as a direct consequence of the COVID-19 pandemic. As a practical expedient, a lessee may elect not to assess whether a COVID-19 related rent concession from a lessor is a lease modification. A lessee that makes this election accounts for any change in lease payments resulting from the COVID-19 related rent concession the same way it would account for the change under Ind AS 116, if the change were not a lease modification.

The amendments are applicable for annual reporting periods beginning on or after the 1 April 2020. In case, a lessee has not yet approved the financial statements for issue before the issuance of this amendment, then the same may be applied for annual reporting periods beginning on or after the 1 April 2019. This amendment had no impact on the consolidated financial statements of the Group.

Amendments to Ind AS 103 Business Combinations
The amendment to Ind AS 103 Business Combinations clarifies that to be considered a business, an integrated set of activities and assets must include, at a minimum, an input and a substantive process that, together, significantly contribute to the ability to create output. Furthermore, it clarifies that a business can exist without including all of the inputs and processes needed to create outputs.

These amendments are applicable to business combinations for which the acquisition date is on or after the beginning of the first annual reporting period beginning on or after the 1 April 2020 and to asset acquisitions that occur on or after the beginning of that period. This amendment had no impact on the consolidated financial statements of the Group but may impact future periods should the Group enter into any business combinations.

Amendments to Ind AS 1 and Ind AS 8: Definition of Material
The amendments provide a new definition of material that states, "information is material if omitting, misstating or obscuring it could reasonably be expected to influence decisions that the primary users of general purpose financial statements make on the basis of those financial statements, which provide financial information about a specific reporting entity." The amendments clarify that materiality will depend on the nature or magnitude of information, either individually or in combination with other information, in the context of the financial statements. A misstatement of information is material if it could reasonably be expected to influence decisions made by the primary users. These amendments had no impact on the consolidated financial statements of, nor is there expected to be any future impact to the Group.

These amendments are applicable prospectively for annual periods beginning on or after the 1 April 2020. The amendments to the definition of material are not expected to have a significant impact on the Group's consolidated financial statements.

Amendments to Ind AS 107 and Ind AS 109: Interest Rate Benchmark Reform
The amendments to Ind AS 109 Financial Instruments: Recognition and Measurement provide a number of reliefs, which apply to all hedging relationships that are directly affected by interest rate benchmark reform. A hedging relationship is affected if the reform gives rise to uncertainty about the timing and/or amount of benchmark-based cash flows of the hedged item or the hedging instrument. These amendments have no impact on the consolidated financial statements of the Group as it does not have any interest rate hedge relationships.

The amendments to Ind AS 107 prescribe the disclosures which entities are required to make for hedging relationships to which the reliefs as per the amendments in Ind AS 109 are applied. These amendments are applicable for annual periods beginning on or after the 1 April 2020. These amendments are not expected to have a significant impact on the Group's consolidated financial statements.

Notes

to the consolidated financial statements for the year ended 31 March 2021

(All amounts are in ₹ lacs, unless otherwise stated)

2. Property, plant and equipment

Particulars	Gross Block					Depreciation Block					Net Block	
	Opening	Addition	(Disposal)/ Adjustment	Foreign Exchange Impact	As at 31 March 2021	Opening	Addition	Disposal/ Adjustment	Foreign Exchange Impact	As at 31 March 2021	As at 31 March 2020	As at 31 March 2021
Consolidated												
Tangible Assets												
Freehold land (Refer iv)	41,657.68	4,033.63	-	-	45,691.31	-	-	-	-	-	41,657.68	45,691.31
Building((Refer note v)	96,034.49	14,959.78	(3,602.08)	(565.37)	1,06,826.82	24,575.09	3,393.46	(112.18)	(159.43)	27,696.94	71,459.40	79,129.88
Plant and equipment (Refer note i & v)	5,54,570.46	40,771.27	(4,519.71)	(2,131.87)	5,88,690.15	1,56,396.61	22,944.45	(3,084.40)	(523.70)	1,75,732.96	3,98,173.85	4,12,957.19
Vehicles	5,162.39	795.67	(438.22)	(20.23)	5,499.61	2,945.91	422.67	(298.93)	(18.99)	3,050.66	2,216.48	2,448.95
Furniture and fixtures (Refer note v)	4,339.75	233.17	(552.08)	(5.20)	4,015.64	3,043.60	249.52	(524.23)	(4.11)	2,764.78	1,296.15	1,250.86
Office Equipment (Refer note v)	646.00	144.95	(115.82)	(1.10)	674.03	414.58	92.72	(108.26)	(0.73)	398.31	231.42	275.72
Railway sidings (Refer note i)	10,482.34	2,709.74	-	-	13,192.08	3,873.15	711.88	-	-	4,585.03	6,609.19	8,607.05
Rolling stock	89.43	-	-	-	89.43	84.96	-	-	-	84.96	4.47	4.47
Other assets	1,030.56	177.22	(261.84)	(9.81)	936.13	613.20	125.94	(246.61)	(4.94)	487.59	417.36	448.54
Leasehold land (Refer note ii & iv)	-	-	-	-	-	-	-	-	-	-	-	-
Total	**7,14,013.10**	**63,825.43**	**(9,489.75)**	**(2,733.58)**	**7,65,615.20**	**1,91,947.10**	**27,940.64**	**(4,374.61)**	**(711.90)**	**2,14,801.23**	**5,22,066.01**	**5,50,813.97**
Capital work-in-progress	52,953.50	46,136.64	(48,142.41)	(14.38)	50,933.35	-	-	-	-	-	52,953.50	50,933.35
Total	**52,953.50**	**46,136.64**	**(48,142.41)**	**(14.38)**	**50,933.35**	**-**	**-**	**-**	**-**	**-**	**52,953.50**	**50,933.35**

Notes
to the consolidated financial statements for the year ended 31 March 2021

(All amounts are in ₹ lacs, unless otherwise stated)

Particulars	Gross Block					Depreciation Block					Net Block	
	Opening	Addition	(Disposal)/ Adjustment	Foreign Exchange Impact	As at 31 March 2020	Opening	Addition	(Disposal)/ Adjustment	Foreign Exchange Impact	As at 31 March 2020	As at 31 March 2019	As at 31 March 2020
Consolidated												
Tangible Assets												
Freehold land (Refer iv)	36,251.86	5,626.32	(220.50)	-	41,657.68	-	-	-	-	-	36,251.86	41,657.68
Building((Refer note v)	86,834.28	7,521.77	-	1,678.44	96,034.49	20,472.85	3,675.89	-	426.35	24,575.09	66,361.43	71,459.40
Plant and equipment (Refer note i & v)	4,60,676.73	95,162.82	(7,579.15)	6,310.06	5,54,570.46	1,38,875.98	20,734.89	(4,512.02)	1,297.76	1,56,396.61	3,21,800.75	3,98,173.85
Vehicles	5,055.31	336.41	(289.43)	60.10	5,162.39	2,202.93	453.27	233.80	55.91	2,945.91	2,852.38	2,216.48
Furniture and fixtures (Refer note v)	4,152.95	175.18	(3.16)	14.78	4,339.75	2,728.77	304.18	(1.03)	11.68	3,043.60	1,424.18	1,296.15
Office Equipment (Refer note v)	577.16	97.71	(31.82)	2.95	646.00	363.37	79.47	(30.20)	1.94	414.58	213.79	231.42
Railway sidings (Refer note i)	10,482.34	-	-	-	10,482.34	3,124.52	658.79	-	89.84	3,873.15	7,357.82	6,609.19
Rolling stock	89.43	-	-	-	89.43	80.19	4.77	-	-	84.96	9.24	4.47
Other assets	844.89	167.13	(6.49)	25.03	1,030.56	503.45	103.63	(6.16)	12.28	613.20	341.44	417.36
Leasehold land (Refer note ii & iv)	18,093.78	-	(18,093.78)	-	-	3,970.04	-	(3,970.04)	-	-	14,123.74	-
Total	**6,23,058.73**	**1,09,087.34**	**(26,224.33)**	**8,091.36**	**7,14,013.10**	**1,72,322.10**	**26,014.89**	**(8,285.65)**	**1,895.76**	**1,91,947.10**	**4,50,736.64**	**5,22,066.01**
Capital work-in-progress	57,442.03	97,209.87	(99,933.54)	(1,764.86)	52,953.50	-	-	-	-	-	57,442.03	52,953.50
Total	**57,442.03**	**97,209.87**	**(99,933.54)**	**(1,764.86)**	**52,953.50**	**-**	**-**	**-**	**-**	**-**	**57,442.03**	**52,953.50**

(i) The amount incurred by the Group as at 31 March 2021,ownership of which vests with State Electricity Boards & Indian Railways is cost ₹ 7,234.26 lacs (31 March 2020: ₹ 5,040.61 lacs), amortisation ₹ 1,804.18 lacs (31 March 2020: ₹ 1,409.08 lacs) and net block ₹ 5,430.08 lacs (31 March 2020: ₹ 3,631.54 lacs)

(ii) It includes freehold land for mining having cost of ₹ 3,082.44 lacs (31 March 2020: ₹ 3,082.44 lacs), amortisation of ₹ 1029.21 lacs (31 March 2020 : ₹ 901.78 lacs) and net block of ₹ 2,053.23 lacs (31 March 2020: ₹ 2,180.66 lacs)

(iii) Property, plant & equipment pledged as security: Refer note 17a for information on property, plant & equipment pledged as security by the company.

(iv) The title deeds of immovable properties included in property, plant and equipment are held in the name of the Company except for 1 case of leasehold land, 2 cases of freehold land and 2 cases of freehold mining land, amounting to gross block of ₹ 1,353.07 lacs (net block: ₹ 0.75 lacs), gross block of ₹ 168.43 lacs (net block: ₹ 168.43 lacs) and gross block of ₹ 54.19 lacs (net block : ₹ 40.98 lacs), respectively as at 31 March 2021 and gross block of ₹ 168.43 lacs (net block: ₹ 168.43 lacs) and gross block of ₹ 54.19 lacs (net block: ₹ 43.05 lacs), respectively as at 31 March 2020, for which title deeds are in the name of the erstwhile company that merged with the Company pursuant to a scheme of amalgamation and arrangement as approved by the honourable High Court in earlier years.

(v) The company is in the process of its brownfield expansion project, on account of which, the amount of borrowing cost that has been capitalised during the year ended 31 March 2021 was ₹ 1,893.39 lacs (31 March 2020: ₹ 3,253.70 lacs). The rate used to determine the amount of borrowing costs eligible for capitalisation ranged between 8.05% to 8.75%.

Notes
to the consolidated financial statements for the year ended 31 March 2021

3. Intangible Assets

Particulars	Gross Block					Depreciation Block					Net Block	
	Opening	Addition	(Disposal)/ Adjustment	Foreign Exchange Impact	As at 31 March 2021	Opening	Addition	(Disposal)/ Adjustment	Foreign Exchange Impact	As at 31 March 2021	As at 31 March 2020	As at 31 March 2021
Intangible Assets												
Computer Software	1,020.91	195.37	-	(0.08)	1,216.20	838.38	115.19	-	(0.02)	953.55	182.53	262.65
Mining Rights	3,008.90	2,079.10	-	(46.10)	5,041.90	466.58	155.54	-	(5.74)	616.38	2,542.32	4,425.52
Total	**4,029.81**	**2,274.47**	**-**	**(46.18)**	**6,258.10**	**1,304.96**	**270.73**	**-**	**(5.76)**	**1,569.93**	**2,724.85**	**4,688.17**

(All amounts are in ₹ lacs, unless otherwise stated)

Particulars	Gross Block					Depreciation Block					Net Block	
	Opening	Addition	(Disposal)/ Adjustment	Foreign Exchange Impact	As at 31 March 2020	Opening	Addition	(Disposal)/ Adjustment	Foreign Exchange Impact	As at 31 March 2020	As at 31 March 2019	As at 31 March 2020
Intangible Assets												
Computer Software	933.73	87.01	-	0.17	1,020.91	702.89	145.89	(10.43)	0.03	838.38	230.84	182.53
Mining Rights	2,960.46	2,021.67	(2,124.05)	150.82	3,008.90	252.96	110.21	85.77	17.64	466.58	2,707.50	2,542.32
Total	**3,894.19**	**2,108.68**	**(2,124.05)**	**150.99**	**4,029.81**	**955.85**	**256.10**	**75.34**	**17.67**	**1,304.96**	**2,938.34**	**2,724.85**

Notes

to the consolidated financial statements for the year ended 31 March 2021

(All amounts are in ₹ lacs, unless otherwise stated)

3 (i). Right-of-use assets

Set out below are the carrying amounts of right-of-use assets recognised and the movements during the period:

Particulars	Gross Block					Depreciation Block					Net Block	
	Opening	Addition	(Disposal)/ Adjustment	Foreign Exchange Impact	As at 31 March 2021	Opening	Addition	(Disposal)/ Adjustment	Foreign Exchange Impact	As at 31 March 2021	As at 31 March 2020	As at 31 March 2021
Leasehold land	18,131.50	9,598.34	-	-	27,729.84	4,417.11	574.86	-	-	4,991.97	13,714.39	22,737.87
Vehicles	139.08	-	-	(3.47)	135.61	48.12	45.57	-	(1.64)	92.05	90.96	43.56
Buildings	21,450.52	1,087.33	(561.62)	(487.19)	21,489.04	4,613.62	1,787.26	(232.51)	(115.95)	6,052.42	16,836.90	15,436.62
Other Equipment	31.86	-	-	-	31.86	16.34	-	-	-	16.34	15.52	15.52
Total	**39,752.96**	**10,685.67**	**(561.62)**	**(490.66)**	**49,386.35**	**9,095.19**	**2,407.69**	**(232.51)**	**(117.59)**	**11,152.78**	**30,657.77**	**38,233.57**

Particulars	Gross Block					Depreciation Block					Net Block	
	April 01 2019	Addition	(Disposal)/ Adjustment	Foreign Exchange Impact	As at 31 March 2020	April 01 2019	Addition	(Disposal)/ Adjustment	Foreign Exchange Impact	As at 31 March 2020	April 01 2019	As at 31 March 2020
Leasehold land	18,093.78	177.62	(139.90)	-	18,131.50	3,970.04	610.03	(162.96)	-	4,417.11	14,123.74	13,714.39
Vehicles	-	48.29	80.68	10.11	139.08	-	10.83	33.87	3.42	48.12	-	90.96
Buildings	20,722.45	395.62	-	332.45	21,450.52	-	1,887.98	2,434.41	291.23	4,613.62	20,722.45	16,836.90
Other Equipment	31.86		-	-	31.86	-	16.34	-	-	16.34	31.86	15.52
Total	**38,848.09**	**621.53**	**(59.22)**	**342.56**	**39,752.96**	**3,970.04**	**2,525.18**	**2,305.32**	**294.65**	**9,095.19**	**34,878.05**	**30,657.77**

Set out below are the carrying amounts of lease liabilities and the movements during the year:

Particulars	As at 31 March 2021	As at 31 March 2020
Opening Balance	21,900.55	20,754.31
Addition	758.22	512.37
Accretion of Interest	983.52	1,196.15
Payment of lease liabilities	(1,220.15)	(562.28)
Closing Balance	**22,422.14**	**21,900.55**
Current	4,973.24	3,187.30
Non-current	17,448.90	18,713.25

The table below provides details regarding the contractual maturities of lease liabilities as at 31 March 2021 and 31 March 2020 on an undiscounted basis.

Particulars	As at 31 March 2021	As at 31 March 2020
Less than one year	5,704.31	3,939.89
One to two years	2,233.60	2,266.07
More than two years	20,572.82	22,782.48
	28,510.74	**28,988.44**

The Group does not face a significant liquidity risk with regard to its lease liabilities as the current assets are sufficient to meet the obligations related to lease liabilities as and when they fall due.

The average borrowing rate of 8% has been applied to lease liabilities recognised in the balance sheet.

Notes

to the consolidated financial statements for the year ended 31 March 2021

(All amounts are in ₹ lacs, unless otherwise stated)

4. Non-Current Financial Assets - Investments

	As at 31 March 2021	As at 31 March 2020
A. Investment in equity instruments (fully paid-up)		
Unquoted (at FVTPL)		
Others		
- 8,000 (31 March 2020: 8,000) equity shares of ReNew Wind Energy AP (Pvt.) Ltd. (Face value ₹ 10 each)	8.00	8.00
- 3,140,101 (31 March 2020 : 3,140,101) equity shares of VS Lignite Power Pvt. Ltd. (Face value ₹ 10 each)# #	-	-
- 163,720 (31 March 2020 : 184,131) equity shares of Atria Wind Power (Chitradurga) Pvt. Ltd. (Face value ₹ 10 each)	410.86	462.22
B. Investment in preference shares (fully paid up)		
Unquoted		
Others at FVTPL		
- 2,785,552 (31 March 2020 : 2,785,552) 0.01% cumulative redeemable Preference shares in VS Lignite Power Pvt. Ltd. (Face value ₹ 10 each)# #	-	-
C. Investment In Mutual Funds		
Quoted (at FVTPL)		
Nil (31 March 2020:5,000,000) units of HDFC fmp 1302D Sep2016(1)Regular-Growth -Series-37 Maturity date 2020	-	662.00
Nil (31 March 2020:5,000,000) units of HDFC fmp 1188D Mar-2017(1)-Regular-Growth-Series38- Maturity date-29 June 2020	-	630.50
Nil (31 March 2020:5,000,000) units of "UTI FITF Series XXVII - II (1161 days)"	-	557.00
Nil (31 March 2020:5,000,000) units of ICICI Prudential Fixed Maturity Plan Series 82-1187 Days	-	590.00
Nil (31 March 2020:5,000,000) units of ICICI Prudential Fixed Maturity Plan Series 82-1136 Days	-	583.50
D. Investments in Bonds (Quoted) (at FVTPL)		
Nil (31 March 2020:50) State bank of India SR-III 8.39% BD perpetual bonds, Face value per Bond ₹ 1,000,000 purchased @991,285 each	-	485.21
Nil (31 March 2020:50) State bank of India SR-II 8.75% BD perpetual bonds, Face value per Bond ₹ 1,000,000 purchased @1,007,773 each	-	501.86
- 93 (31 March 2020:Nil) S9.80% Canara 25 July 2022 perpetual bonds , Face value per Bond ₹ 1,000,000 purchased @1,026,188.96 each	947.77	-
-150 (31 March 2020:Nil) 8.65% BOB 11 August 2022 perpetual bonds , Face value per Bond ₹ 1,000,000 purchased @1,104,861.563 each	1,514.95	-
-150 (31 March 2020:Nil) 8.75% Axis 28 June 2022 perpetual bonds , Face value per Bond ₹ 1,000,000 purchased @1,035,807.507 each	1,515.35	-
	4,396.93	**4,480.29**
Aggregate amount of market value of quoted investment	**3,978.07**	**4,010.07**
Aggregate amount of unquoted investment	**418.86**	**470.22**
Aggregate Impairment amount of unquoted Investment	**-**	**592.57**

The fair value of investment is Nil (31st March,2020 :Nil)

Notes

to the consolidated financial statements for the year ended 31 March 2021

(All amounts are in ₹ lacs, unless otherwise stated)

5. Non-Current Financial Assets - Others

	As at 31 March 2021	As at 31 March 2020
(Unsecured, Considered good unless otherwise stated)		
(Carried at Amortised Cost, unless otherwise stated)		
Fixed deposits with maturity more than 12 months from the reporting date*	1,122.76	121.95
Vehicle Loan Recoverable	224.61	189.71
Security Deposits	5,482.41	4,753.06
	6,829.78	**5,064.72**

*includes ₹ 133.05 lacs (31 March 2020 ₹ 121.95 lacs) pledged against overdraft /other commitments.

No loans due by directors or other officers of the Company or any of them either severally or jointly with any other persons or amounts due by firms or private companies respectively in which any director is a partner or a director or a member.

6. Other Non-Current Assets

	As at 31 March 2021	As at 31 March 2020
Capital advances	10,253.22	9,021.77
Advance other than capital advances		
(Unsecured, Considered good unless otherwise stated)		
Prepaid expenses	748.19	985.72
Deferred employee compensation	29.99	31.81
Advance to employees	174.82	171.54
Deposit under protest with Government authorities	1,786.50	2,588.35
	12,992.72	**12,799.19**

No advances are due by directors or other officers of the Company or any of them either severally or jointly with any other persons or amounts due by firms or private companies respectively in which any director is a partner or a director or a member.

7. Inventories

	As at 31 March 2021	As at 31 March 2020
(Valued at lower of cost and net realisable value, unless otherwise stated)		
Raw materials	15,186.25	11,502.69
Work-in-process	10,295.94	9,083.08
Finished goods	9,553.57	12,131.05
Traded goods	209.60	98.48
Consumable stores and spares (net of provisions for slow and non-moving inventories of ₹ 1,037.21 lacs (31 March 2020: ₹ 1,088.63 lacs)	33,272.24	28,860.60
Goods in transit :		
- Raw materials	323.23	756.71
- Consumable stores and spares	6,817.77	6,607.57
	75,658.60	**69,040.18**

Refer note 17a for information on inventories pledged as security by the company.

Notes

to the consolidated financial statements for the year ended 31 March 2021

(All amounts are in ₹ lacs, unless otherwise stated)

8. Current Financial Assets - Investments

	As at 31 March 2021	As at 31 March 2020
Investment in Mutual Funds		
Quoted (at FVTPL)		
- Nil (31 March 2020:1,000,000) units of Union Capital Protection Oriented Fund Series 8	-	103.45
- 5,000,000 (31 March 2020:Nil) units of ICICI Prudential Fixed Maturity Plan Series 82-1187 Days	637.50	-
- 5,000,000 (31 March 2020:Nil) units of ICICI Prudential Fixed Maturity Plan Series 82-1136 Days	632.50	-
- 281,503.956 (31 March 2020:Nil) units of Canara Robeco Overnight Fund-DG	2,999.85	-
- 29,896.008 (31 March 2020-Nil) units of SBI Overnight Fund Direct Growth	1,002.04	-
Investments in Bonds(Quoted) (at FVTPL)		
- 50 (31 March 2020:Nil) State bank of India SR-II 8.75% BD perpetual bonds, Face value per Bond ₹ 1,000,000 purchased @1,007,773 each	504.61	-
- 100 (31 March 2020:Nil) 10.99% Union 05 August 2021 perpetual bonds, Face value per Bond ₹ 1,000,000 purchased @1,030,613.48 each	1,011.57	-
- 50 (31 March 2020:Nil) State bank of India SR-III 8.39% BD perpetual bonds, Face value per Bond ₹ 1,000,000 purchased @991,285 each	503.96	-
-150 (31 March 2020:Nil) 9.14% BOB 22 March 2022 perpetual bonds , Face value per Bond ₹ 1,000,000 purchased@1,056,190.14 each	1,520.94	-
- 100 (31 March 2020:Nil) 9.10% Union 30 March 2022 perpetual bonds , Face value per Bond ₹ 1,000,000 purchased @1,041,683.49 each	1,014.04	-
Aggregate amount of quoted Investments	**9,827.01**	**103.45**
Aggregate amount of market value of quoted Investments	**9,827.01**	**103.45**

9. Current Financial Assets - Trade Receivables

	As at 31 March 2021	As at 31 March 2020
(Carried at Amortised Cost, except otherwise stated)		
Secured		
Unsecured		
Considered good	21,999.70	14,729.58
Trade Receivable which have significant increase in credit risk	1,255.11	1,238.27
Less: Allowance for Trade Receivables, which have significant increase in Credit Risk	(1,255.11)	(1,238.27)
Less: Provision for rebate to customers	(1,157.58)	(299.19)
	36,153.35	**26,767.42**

Refer to Note 17a for information on Trade receivables pledged as security by the company.

No trade receivable are due by directors or other officers of the Company or any of them either severally or jointly with any other persons or amounts due by firms or private companies respectively in which any director is a partner or a director or a member.

Trade receivables are non-interest bearing and are generally on terms of below 90 days.

Notes
to the consolidated financial statements for the year ended 31 March 2021

(All amounts are in ₹ lacs, unless otherwise stated)

10. Current Financial Assets - Cash and Cash equivalents

	As at 31 March 2021	As at 31 March 2020
Balance with banks:		
- In current accounts	2,642.15	1,437.78
- In EEFC accounts	-	383.48
- Fixed Deposits with original maturity of upto 3 months from the reporting date*	12,005.40	1,990.49
Cash on hand	23.61	31.62
Cheques in hand	1.96	6.80
	14,673.12	**3,850.17**

11. Current Financial Assets - Other Bank Balances

	As at 31 March 2021	As at 31 March 2020
Earmarked balance with bank for unclaimed dividends #	146.52	179.48
Fixed deposits with maturity of more than 3 months but upto one year from the reporting date*	1,07,645.23	59,418.10
	1,07,791.75	**59,597.58**

Bank balances are against unpaid dividend & unclaimed fraction money

*Fixed Deposits upto one year from the reporting date include deposit of ₹ 30,340.96 lacs (31 March 2020: ₹ 7,389.42 lacs) pledged against overdraft /other commitments.

12. Current Financial Assets - Others

	As at 31 March 2021	As at 31 March 2020
Unsecured (Considered Good, unless otherwise stated)		
(Carried at Amortised Cost, except otherwise stated)		
Other loans and advances		
Considered good	2,061.11	2,918.17
Considered doubtful	135.76	33.96
Less: Allowance for doubtful loans and advances	(135.76)	(33.96)
Government grants receivable	7,954.59	6,174.16
Advance to Employees	499.98	620.50
Fixed deposits with maturity of more than 12 months and remaining maturity of less than 12 months from the reporting date*	40,579.41	33,044.19
Interest accrued on deposits	4,428.41	3,541.50
	55,523.50	**46,298.52**

Refer to Note 17a for information on other current financial assets pledged as security by the company.

*Fixed Deposits due upto one year having original maturity period more than 12 months from the reporting date include deposit of ₹ 6,867.98 lacs (31 March 2020: ₹ 3,943.50 lacs) pledged against overdraft /other commitments.

13. Current Tax Assets (Net)

	As at 31 March 2021	As at 31 March 2020
Advance tax (Net of provision for income tax of ₹ 30,756.71 lacs (31 March 2020 : ₹ 17,123.87 lacs)	-	873.56
	-	**873.56**

Notes
to the consolidated financial statements for the year ended 31 March 2021

(All amounts are in ₹ lacs, unless otherwise stated)

14. Other Current Assets

	As at 31 March 2021	As at 31 March 2020
Balances with Government authorities	4,965.02	5,376.29
Prepaid Expenses	2,008.41	1,455.08
Advance to Employees	82.83	84.07
Advances to Suppliers	11,608.76	9,994.18
Deferred employee compensation	17.36	16.58
	18,682.38	**16,926.20**

No advances are due by directors or other officers of the company or any of them either severally or jointly with any other persons or amounts due by firms or private companies respectively in which any director is a partner or a director or a member.

15. Equity Share capital

	As at 31 March 2021	As at 31 March 2020
Authorised:		
8,00,00,000 (31 March 2020: 8,00,00,000) equity shares of ₹ 10/- each	8,000.00	8,000.00
Issued, subscribed & fully paid up:		
7,72,68,251 (31 March 2020: 7,72,68,251) equity Shares of ₹ 10/- each	7,726.83	7,726.83
	7,726.83	**7,726.83**

a. Terms and rights attached to equity shares

Each holder of equity shares is entitled to one vote per share. In the event of liquidation of the company, the holders of equity shares will be entitled to receive remaining assets of the company, after distribution of all preferential amounts. The distribution will be in proportion to the number of equity shares held by the shareholders. There is no restriction on distribution of dividend. However, same is subject to the approval of the shareholders in the Annual General Meeting.

b. Reconciliation of number of shares outstanding at the beginning and end of the year:

	Number of Shares	Amount
Outstanding at the 01 April 2019	7,72,68,251	7,726.82
Equity Shares issued during the year	-	-
Outstanding at the 31 March 2020	**7,72,68,251**	**7,726.82**
Equity Shares issued during the year	-	-
Outstanding at the 31 March 2021	**7,72,68,251**	**7,726.82**

c. Shareholders holding more than 5% shares in the company

	As at 31 March 2021		As at 31 March 2020	
	No. of Shares	Percentage	No. of Shares	Percentage
Yadu International Ltd	3,10,34,518	40.16%	3,08,34,518	39.91%
Yadupati Singhania	-	-	1,20,64,198	15.61%
Abhishek Singhania	40,08,994	5.19%	-	-
Kavita Y Singhania	38,69,650	5.01%	-	-
Fidellity Investment Trust Fidelity Series	44,51,131	5.76%	-	-

Notes

to the consolidated financial statements for the year ended 31 March 2021

(All amounts are in ₹ lacs, unless otherwise stated)

16. Other equity

	As at 31 March 2021	As at 31 March 2020
a. Securities premium		
Balance at the beginning of the year	75,679.66	75,679.66
Balance at the end of the year	**75,679.66**	**75,679.66**
b. Debenture redemption reserve		
Balance at the beginning of the year	8,011.80	9,876.90
Add: Transfer to retained earnings	(3,289.40)	(1,865.10)
Balance at the end of the year	**4,722.40**	**8,011.80**
c. General reserve		
Balance at the beginning of the year	1,00,325.02	90,325.02
Add: Transfer from retained earnings	10,000.00	10,000.00
Balance at the end of the year	**1,10,325.02**	**1,00,325.02**
d. Retained earnings		
Balance at the beginning of the year	1,11,025.07	86,612.42
Add: Adjustments	-	(2,507.47)
Add: Profit for the year	70,971.86	49,239.77
Add: Other Comprehensive (loss)/income for the year	(65.54)	2,116.68
Less: Transfer to general reserve	10,000.00	10,000.00
Add: Transfer from debenture redemption reserve	3,289.40	1,865.10
Less: Dividend on equity shares	-	13,521.95
Less: Dividend distribution tax on equity shares	-	2,779.48
	1,75,220.78	**1,11,025.07**
	3,65,947.86	**2,95,041.55**

Nature and purpose of other reserves/ other equity

Debenture Redemption Reserve

For the debentures issued and outstanding as at 31 March 2021 the Company has created DRR in accordance with requirement of section 71 of the Companies Act 2013. However, pursuant to a Ministry of Corporate Affairs notification dated 16 August 2019 amending Section 71 of the Companies Act, 2013 and Rule 18 (7) of the Companies (Share Capital and Debentures) Rules, 2014, the Company is not required to maintain DRR for debentures issued and accordingly has applied the said change in provision to debentures issued prospectively post 31 March 2020.

General reserve

The Company appropriates a portion to general reserves out of the profits voluntarily to meet future contingencies. The said reserve is available for payment of dividend to the shareholders as per the provisions of the Act.

Securities premium

Securities premium is used to record the premium on issue of shares. The reserve can be utilised only for limited purposes such as issuance of bonus shares in accordance with the provisions of the Companies Act, 2013.

Retained earnings

Retained earnings represents all accumulated net income netted by all dividends paid to shareholders. Retained earnings includes re-measurement loss/(gain) on defined benefit plans, net of taxes that will not be reclassified to Statement of Profit and Loss. Retained earnings is a free reserve available to the Company.

Notes

to the consolidated financial statements for the year ended 31 March 2021

(All amounts are in ₹ lacs, unless otherwise stated)

Other Comprehensive Income

a) Remeasurement of defined benefit plans

Remeasurements of defined benefit plans represents the following as per Ind AS 19, Employee Benefits:

(a) actuarial gains and losses

(b) the return on plan assets, excluding amounts included in net interest on the net defined benefit liability (asset); and

(c) any change in the effect of the asset ceiling, excluding amounts included in net interest on the net defined benefit liability (asset)

b) Foreign Currency Translations

Foreign Currency Translation adjustments on foreign subsidiaries.

Dividend

The following dividends were paid by the Company for the year.

	31 March 2021	31 March 2020
Final dividend for the year ended 31 March 2020: ₹ Nil per share (31 March 2019: ₹ 10 per share)	-	7,726.83
Dividend Distribution tax on final dividend*	-	1,588.27
Interim dividend for the year ended 31 March 2021: ₹ Nil per share (31 March 2020: ₹ 7.50 per share)	-	5,795.12
Dividend Distribution tax on interim dividend*	-	1,191.21
	-	**16,301.43**

* With effect from 1 April 2020, the Dividend Distribution Tax ('DDT') payable by the company under section 115O of Income Tax Act was abolished and a withholding tax was introduced on the payment of dividend. As a result, dividend is now taxable in the hands of the recipient.

After the reporting date, the board of directors confirms the proposed divided as final dividend. The dividends have not been recognised as liabilities and there are no tax consequences.

	31 March 2021	31 March 2020
Proposed dividend for the year ended 31 March 2021: ₹ 15.00 per share (31 March 2020: ₹ Nil per share)	11,590.24	-
	11,590.24	**-**

Capital management

For the purpose of the Group's capital management, capital includes issued equity capital, securities premium and all other equity reserves attributable to the equity holders of the parent. The primary objective of the Group's capital management is to maximise the shareholder value.

The Group manages its capital structure and makes adjustments in light of changes in economic conditions and the requirements of the financial covenants. To maintain or adjust the capital structure, the Group may adjust the dividend payment to shareholders, return capital to shareholders or issue new shares. The Group monitors capital using a gearing ratio, which is net debt divided by total capital plus net debt. The Group includes within net debt, interest bearing loans and borrowings, less cash and cash equivalents, excluding discontinued operations.

Notes

to the consolidated financial statements for the year ended 31 March 2021

(All amounts are in ₹ lacs, unless otherwise stated)

	As at 31 March 2021	As at 31 March 2020
Borrowings (Note 17)	2,99,312.16	2,70,351.45
Current Borrowings (note 22)	14,934.70	18,072.95
Current maturities of long-term debt (note 24)	25,920.48	39,970.87
Current Investments(note 8)	(9,827.01)	(103.45)
Cash and cash equivalents (Note 10)	(14,673.12)	(3,850.17)
Fixed Deposits (note 5, 11 & 12)	(1,49,347.40)	(92,584.24)
Net debt	**1,66,319.81**	**2,31,857.41**
Total Equity	3,71,101.24	3,00,742.05
Capital and net debt	**5,37,421.05**	**5,32,599.46**
Gearing ratio	**30.95%**	**43.53%**

In order to achieve this overall objective, the Group's capital management, amongst other things, aims to ensure that it meets financial covenants attached to the interest-bearing loans and borrowings that define capital structure requirements. Breaches in meeting the financial covenants would permit the bank to immediately call loans and borrowings. There have been no breaches in the financial covenants of any interest-bearing loans and borrowing in the current period.

No changes were made in the objectives, policies or processes for managing capital during the years ended 31 March 2021 and 31 March 2020.

17. Non-Current Financial Liabilities - Borrowings

	As at 31 March 2021	As at 31 March 2020
(Carried at amortized cost, unless otherwise stated)		
Secured		
a. Non convertible debentures	49,207.13	40,905.60
Less: Current maturities of non convertible debentures (Refer note 24)	3,600.00	20,550.00
b. Term Loans From banks in Local Currency	2,66,216.29	2,60,181.36
Less: Current maturities of term loans (Refer note 24)	20,851.60	18,711.01
c. Vehicle loans	605.66	545.42
Less: Current maturities of vehicle loans (Refer note 24)	278.13	350.02
d. VAT loans from Government	6,731.46	5,986.83
Less: Current maturities of vat loans (Refer note 24)	372.80	-
Unsecured		
e. Deferred sales tax liabilities	2,472.10	2,703.11
Less: Current maturities of deferred sales tax liabilities (Refer note 24)	817.95	359.84
	2,99,312.16	**2,70,351.45**

Notes

to the consolidated financial statements for the year ended 31 March 2021

(All amounts are in ₹ lacs, unless otherwise stated)

17a. Particulars of Securities, Repayment & Interest

	Loan's Securities	Repayment Frequency	Year of Maturity	Rate of Interest p.a.	Carrying Amount As at 31 March 2021	Carrying Amount As at 31 March 2020
1)	**Secured Non Convertible Debentures**					
	'NCD as shown includes ₹ 192.86 lacs (31 March 2020: ₹ 44.40 lacs) towards amortised expenses. Non Convertible Debentures(NCDs): ₹ 49,400 lacs (31 March 2020: ₹ 40,950.00 lacs)	Annual	2020-21	10.25%	-	2,700.00
i)	Security for NCDs for ₹ Nil (31 March 2020: ₹ 10,950.00 lacs)	Annual	2020-21	10.50%	-	2,700.00
	Secured by first mortgage on the Company's flat at Ahmedabad and also against first pari-passu charge on the assets specified below:- Secured by pari-passu first charge on the Company's PPE (movable & immovable) by way of equitable mortgage on immovable Assets and hypothecation on movable PPE , related to company's following cement plants.	Annual	2020-21	11.00%	-	2,100.00
	a) Company's Existing Plant at Nimbahera having capacity of 3.25 MnTPA. b) Company's Existing Plant at Mangrol having capacity of 0.75 MnTPA.	Annual	2020-21	11.00%	-	3,450.00
	c) Company's Existing Plant at Gotan consisting of White Cement plant having capacity of 0.40 MnTPA and Thermal Power Plant. d) Company's Existing Thermal power plant at Bamania	Annual	2023-24	10.50%	5,200.00	8,500.00
ii)	ii)Security for NCDs for ₹ 24,400.00 lacs (31 March 2020: ₹ 30,000.00 lacs)	Annual	2023-24	11.00%	9,200.00	11,500.00
	Secured by first mortgage on the Company's flat at Ahmedabad and also against first pari-passu charge by way of equitable mortgage of all the immovable assets except mining land and hypothecation of movable PPE pertaining to Company's existing cement plant at village Muddapur Karnataka	Annual	2025-26	9.65%	10,000.00	10,000.00
iii)	ii) Security for NCDs for ₹ 25,000.00 lacs (31 March 2020: ₹ Nil) Secured by first pari-passu charge on the fixed assets related to Company's Grey Cement Plants (excluding mining land, mining leases and vehicles) at (a) Nimbahera having capacity of 3.25 Mn.tpa (b) Mangrol line 1 in the state of Rajasthan.	Semi Annual	2024-25	7.36%	25,000.00	-
Sub Total (1)					**49,400.00**	**40,950.00**
2)	**Secured Term Loans from Banks**					
	Term Loan as shown includes ₹ 382.55 lacs (31 March 2020: ₹ 403.44 lacs) towards amortised expenses.					
	Secured by pari-passu first charge on the Company's PPE (movable & immovable) by way of equitable mortgage on immovable Assets and hypothecation on movable PPE ,related to company's existing plant at Nimbahera, Mangrol & Gotan white. i) Company's Existing Plant at Nimbahera having capacity of 3.25 MnTPA. ii) Company's Existing Plant at Mangrol having capacity of 0.75 MnTPA. iii) Company's Existing White Cement Plant at Gotan consisting of White Cement plant having capacity of 0.40 MnTPA and Thermal Power Plant.	Quarterly	2023-24	MCLR+0.50%	4,786.03	6,200.31

Notes

to the consolidated financial statements for the year ended 31 March 2021

(All amounts are in ₹ lacs, unless otherwise stated)

Loan's Securities	Repayment Frequency	Year of Maturity	Rate of Interest p.a.	Carrying Amount As at 31 March 2021	Carrying Amount As at 31 March 2020
Secured by equitable mortgage of immovable properties and hypothecation of movable PPE pertaining to undertaking of J.K. Cement Works, Gotan except current assets and vehicles.	Quarterly	2022-23	Fixed at 8.50%	1,607.14	2,305.21
"Secured by First Pari-passu charge by way of equitable mortgage of all the immovable Properties (except mining land) and hypothecation of all moveable non current assets, present and future pertaining to J.K. Cement Works and Thermal power plant, Muddapur, Karnataka.	Quarterly	2021-22	MCLR+ 0.50%	-	3,373.84
Secured by first pari-passu charge by way of equitable mortgage of all the immovable assets except mining land & vehicles and hypothecation of all movable PPE, present and future pertaining to J.K. Cement Works, Muddapur, Karnataka.	Quarterly	2024-25	MCLR+ 0.40%	6,780.52	5,338.89
Secured by first pari-passu charge by way of equitable mortgage of all the immovable assets except mining land and hypothecation of all movable PPE, present and future pertaining to J.K. Cement Works, Muddapur, Karnataka.	Quarterly	2022-23	MCLR+0.50%	1,091.98	1,696.94
Secured by first pari-passu charge by way of equitable mortgage of all the immovable assets and hypothecation of all movable PPE, present and future pertaining to J.K. Cement Works, Muddapur, Karnataka (excluding current assets).	Quarterly	2023-24	MCLR+0.25%	-	1,102.28
Secured against exclusive charge on entire movable PPE (by way of hypothecation) and on immovable PPE (by way of equitable mortgage) related to the Wall Putty project at Katni, Madhya Pradesh (excluding current assets and mining land, if any).	Quarterly	2023-24	Fixed at 8.50%	5,300.00	7,050.00
"First pari-passu charge on the entire movable and immovable fixed assets pertaining to J.K. Cement Works(Fujairah)FZC, UAE as per prevalent local laws in UAE. Hypothecation of Inventories & assignment of trade receivables. Assignment of the rights under the Land Lease Agreement in respect of lease hold land(both plant and mining land). Corporate Guarantee of J.K. Cement Limited for entire tenor of loan. Assignment of Insurance Contracts/Insurance proceeds arising from the Insurance Contracts.	Quarterly	2024-25	3.25% + 6 Month LIBORE	38,698.89	48,189.61

Notes

to the consolidated financial statements for the year ended 31 March 2021

(All amounts are in ₹ lacs, unless otherwise stated)

Loan's Securities	Repayment Frequency	Year of Maturity	Rate of Interest p.a.	Carrying Amount As at 31 March 2021	Carrying Amount As at 31 March 2020
Secured by First charge by way of equitable mortgage, on all the immovable properties, both present and future pertaining to, of the new cement Plants at Mangrol, Rajasthan (save and except mining land) including captive power plant of 25 MW and waste heat recovery based power plant of 10 MW and split Grinding Unit at Jharli, Haryana and hypothecation of all the movable PPE of the above plants (save and except Current Assets), both present and future and second charge on all current assets, present and future, pertaining to the above plants (subject to prior charge created or to be created on the Current Assets in favour of the Working Capital Lenders for securing the Working Capital Facilities.	Quarterly	2030-31	MCLR+ 0.50%	93,155.03	97,620.19
	Quarterly	2030-31	MCLR+ 0.40%	11,179.24	11,707.53
(i) Secured by pari-passu first charge by way of equitable mortgage of the immovable properties ,present and future, pertaining to the Mangrol 3rd Line clinker unit, Mangrol WHR Plant, Aligarh Grinding unit and Balasinor Grinding unit but excluding mining land. (ii) First pari-passu charge with existing lenders by way of equitable mortgage of the immovable properties present and future, pertaining to the Mangrol expanded Grinding unit and Nimbahera expanded Grinding unit but excluded the mining land. (iii) Secured by pari passu first charge by way of hypothecation of the movable fixed assets both present and future, pertaining to the Mangrol 3rd Line clinker unit, Mangrol WHR Plant, Aligarh Grinding unit and Balasinor Grinding unit, (save and except the current assets and vehicles). (iv) First pari-passu charge by way of hypothecation of the movable fixed assets, both present and future, pertaining to Mangrol expanded Grinding unit and Nimbahera expanded Grinding unit (save and except the current assets and vehicles). (v) Secured by second charge by way of hypothecation of the current assets pertaining to Mangrol 3rd line clinker unit ,Mangrol WHR Plant, Aligarh Grinding unit ,Balasinor Grinding unit ,Mangrol Expanded Grinding unit and Nimbahera Expanded Grinding unit both present and future (subject to prior charge created or to be created on the current assets in favour of borrower's bankers for securing their working capital advances.).	Quarterly	2031-32	MCLR+0.35%	1,04,000.00	76,000.00
Sub Total (2)				**2,66,598.83**	**2,60,584.80**
Total (1) + (2)				**3,15,998.83**	**3,01,534.80**
Less : Shown in current maturities of long term debt [Refer note 17 (a+b)]				24,451.60	39,261.01
Balance shown as above				**2,91,547.23**	**2,62,273.79**

Notes
to the consolidated financial statements for the year ended 31 March 2021

(All amounts are in ₹ lacs, unless otherwise stated)

17b. Net Debt Reconciliation

Particulars	As at 31 March 2021	As at 31 March 2020
This section sets out an analysis of net debt and the movements in net debt for each of the years presented		
Cash and cash equivalents	14,673.12	3,850.17
Fixed Deposits	1,49,347.40	92,584.24
Liquid investments	9,827.01	39,431.14
Current borrowings	(40,855.18)	(53,330.56)
Non Current borrowings	(2,99,312.16)	(2,43,978.83)
Net Debt	**(1,66,319.81)**	**(1,61,443.84)**

17c. Changes in liabilities arising from financial activities

Particulars	Current borrowings	Non-Current borrowings (including current maturities)	Lease liabilities (including current and non current)
Opening balance as at 1 April 2019	**23,815.56**	**2,73,493.83**	**-**
Recognition on 01 April 2019 due to adoption of Ind AS 116	-	-	20754.31
Addition on account of new leases during the year	-	-	443.91
Cash flow (net)	(5,742.61)	36,828.49	633.87
Interest expenses	-	-	1,264.61
As at 31 March 2020	**18,072.95**	**3,10,322.32**	**23,096.70**
Addition on account of new leases during the year	-	-	(1,421.45)
Cash flow (net)	(3,138.25)	14,910.32	(236.63)
Interest expenses	-	-	983.52
As at 31 March 2021	**14,934.70**	**3,25,232.64**	**22,422.14**

17d. Non-Current Financial Liabilities - Lease

	As at 31 March 2021	As at 31 March 2020
Lease liabilities	17,448.90	18,713.25
	17,448.90	**18,713.25**

18. Non-Current Financial Liabilities - Others

	As at 31 March 2021	As at 31 March 2020
Security Deposits	31,077.40	27,370.79
	31,077.40	**27,370.79**

19. Non-Current Provisions

	As at 31 March 2021	As at 31 March 2020
Provision for employee benefits (Refer Note No.38)		
- Gratuity	776.08	696.83
- Leave encashment	3,622.63	3,439.59
Provision for Mines Restoration Charges*	1,006.68	881.87
	5,405.39	**5,018.29**

Notes
to the consolidated financial statements for the year ended 31 March 2021

(All amounts are in ₹ lacs, unless otherwise stated)

	As at 31 March 2021	As at 31 March 2020
*** Provision for Mines Restoration charges:**		
Opening Balance	881.87	816.43
Addition during the year	124.81	65.44
Closing Balance	**1,006.68**	**881.87**

The Company provides for the expenditure to reclaim the quarries used for mining in the Statement of Profit and Loss based on the estimated expenditure required to be made towards restoration and rehabilitation at the time of vacation of mine. Provisions are reviewed at each balance sheet date and are adjusted to reflect the current best estimates.

20 Deferred Tax Liabilities (net)

A. The balance comprises temporary differences attributable to:

	As at 31 March 2021	As at 31 March 2020
Deferred tax liabilities		
Property, plant and equipment	77,926.22	72,286.91
Deferred tax assets		
Unabsorbed depreciation & Losses	97.41	84.29
Employee benefits	1,281.42	1,336.14
Trade receivables	841.87	775.27
Liability on payment basis	2,945.73	3,404.61
MAT Credit Entitlement	13,462.96	24,959.97
	59,296.83	**41,726.63**

B. Movement in deferred tax balances

	As at 31 March 2020	Recognized in P&L	Recognized in OCI	As at 31 March 2021
Deferred Tax Assets				
Unabsorbed depreciation & Losses	84.29	15.05	(1.93)	97.41
Employee benefits	1,336.36	18.36	(73.30)	1,281.42
Trade receivables	775.27	66.60	-	841.87
Liability on expenses	3,404.61	(458.88)	-	2,945.73
MAT Credit Entitlement	24,959.75	(11,496.79)	-	13,462.96
Sub- Total (a)	**30,560.28**	**(11,855.66)**	**(75.23)**	**18,629.39**
Deferred Tax Liabilities				
Property, plant and equipment	72,286.91	5,639.31		77,926.22
Sub- Total (b)	**72,286.91**	**5,639.31**	**-**	**77,926.22**
Net Deferred Tax Liability (b)-(a)	**41,726.63**	**17,494.97**	**75.23**	**59,296.83**

Notes

to the consolidated financial statements for the year ended 31 March 2021

(All amounts are in ₹ lacs, unless otherwise stated)

	As at 31 March 2019	Recognized in P&L	Recognized in OCI	As at 31 March 2020
Deferred Tax Assets				
Unabsorbed depreciation & Losses	22.33	58.24	3.72	84.29
Employee benefits	1,100.28	167.68	68.40	1,336.36
Trade receivables	647.07	128.20	-	775.27
Liability on expenses	3,255.39	149.22	-	3,404.61
MAT Credit Entitlement	26,359.74	(1,399.99)	-	24,959.75
Sub- Total (a)	**31,384.81**	**(896.65)**	**72.12**	**30,560.28**
Deferred Tax Liabilities				
Property, plant and equipment	62,612.01	9,674.90	-	72,286.91
Sub- Total (b)	**62,612.01**	**9,674.90**	**-**	**72,286.91**
Net Deferred Tax Liability (b)-(a)	**31,227.20**	**10,571.55**	**(72.12)**	**41,726.63**

C. Amounts recognised in profit or loss

	For the year ended 31 March 2021	For the period ended 31 March 2020
Current tax expense*		
Current year	30,756.71	17,123.87
	30,756.71	**17,123.87**
Deferred tax charged/(credit)		
Origination and reversal of temporary differences	5,998.18	9,171.56
Earlier year Tax Adjustment	2,203.06	(1,190.05)
	8,201.24	**7,981.51**
Total Tax Expense	**38,957.95**	**25,105.38**

D. Amounts recognised in Other Comprehensive Income

	For the year ended 31 March 2021			For the period ended 31 March 2020		
	Before tax	Tax (Expense)/ Income & Exchange difference	Net of tax	Before tax	Tax (Expense)/ Income	Net of tax
Remeasurements of defined benefit liability	209.77	(73.30)	136.47	(195.25)	68.40	(126.85)
	209.77	**(73.30)**	**136.47**	**(195.25)**	**68.40**	**(126.85)**

E. Reconciliation of effective tax rate

	For the year ended 31 March 2021		For the period ended 31 March 2020	
	Rate	Amount	Rate	Amount
Profit before tax	34.94%	1,09,268.08	34.94%	73,444.69
Tax using the Company's domestic tax rate		34,669.42		25,664.51
Tax effect of:				
Non-deductible expenses		923.50		347.81
Tax-exempt income & incentives		(4,396.69)		(4,283.71)
Unrecognised tax assets		5,558.66		3,344.29
Others		2,203.06		32.48
		38,957.95		**25,105.38**

*The Government of India on 20 September 2019, vide the Taxation Laws (Amendment) Ordinance 2019, inserted a new section 115BBA in the Income-tax Act, 1961, which provides domestic companies a non-reversible option to pay corporate tax at reduced rates effective, 01 April 2019, subject to certain conditions.The company is continuing to provide income tax at old rates, considering available unutilised minimum alternative tax credit and other tax benefits/holidays.

Notes

to the consolidated financial statements for the year ended 31 March 2021

(All amounts are in ₹ lacs, unless otherwise stated)

21. Other Non-Current Liabilities

	As at 31 March 2021	As at 31 March 2020
Deferred income on government grants	7,820.63	7,812.07
	7,820.63	**7,812.07**
Government grants have been received against the purchase of certain items of property, plant and equipment. There are no unfulfilled conditions or contingencies attached to these grants.		
Opening Balance		
Current	823.80	814.06
Non Current	7,812.07	8,668.22
	8,635.87	**9,482.28**
Net received/(paid) during the year	307.17	(541.51)
Released to statement of profit or loss	300.65	304.90
Closing balance		
Current	821.76	823.80
Non-current	7,820.63	7,812.07
	8,642.39	**8,635.87**

22. Current Financial Liabilities - Borrowings

	As at 31 March 2021	As at 31 March 2020
(Carried at Amortised Cost, except otherwise stated		
Loan repayable on demand (Secured)*		
- From banks	14,780.03	15,035.00
- Acceptance - Bill of Exchange	70.11	3,037.95
- EEFC accounts	84.56	-
	14,934.70	**18,072.95**

*Loan repayable on demand are secured by first charge on current assets of the Company namely inventories, book debts etc. and second charge on PPE of the Company except the PPE pertaining to J.K. Cement Works, Gotan, J.K. Cement Works, Balasinor, J.K. Cement Works, Katni and the assets having exclusive charge of other lenders. Second charge on fixed assets at Karnataka plant shall rank pari passu with the State Govt.of Karnataka for interest free loan against VAT payable by the Borrower.

22a. Current Financial Liabilities - Lease

	As at 31 March 2021	As at 31 March 2020
Lease Liabilities	4,973.24	3,187.30
	4,973.24	**3,187.30**

23. Current Financial Liabilities - Trade Payables

	As at 31 March 2021	As at 31 March 2020
(Carried at Amortised Cost, except otherwise stated)		
(a) Total outstanding dues of micro enterprises and small enterprises	6,166.70	2,159.74
(b) total outstanding dues of creditors other than micro enterprises and small enterprises	53,812.32	47,018.82
	59,979.02	**49,178.56**

Based on the information available with the Company regarding the status of suppliers as defined under MSMED Act,2006, there was no principal amount overdue and no interest was payable to the Micro, Small and Medium Enterprises on 31 March 2021 as per the terms of contract.

Trade payables are non-interest bearing and are generally on terms of below 90 days.

Notes
to the consolidated financial statements for the year ended 31 March 2021

(All amounts are in ₹ lacs, unless otherwise stated)

24. Current Financial Liabilities - Others

	As at 31 March 2021	As at 31 March 2020
Current maturities of long-term debt	25,920.48	39,970.87
Employee dues	1,870.64	1,973.81
Interest accrued but not due on borrowings	1,197.13	1,540.80
Unpaid dividends	137.30	170.27
Unclaimed fraction money	9.21	9.21
Security deposits	3,196.39	2,756.73
Project creditors	10,070.50	13,289.62
Temporary book overdraft	4,083.75	1,802.78
Others	1,581.54	1,348.74
	48,066.94	**62,862.83**

25. Other Current Liabilities

	As at 31 March 2021	As at 31 March 2020
Statutory dues payable	14,303.49	6,244.61
Deferred income from government grants	821.76	823.80
Contracted Liability	11,894.39	9,650.49
Others*	31,364.86	21,378.79
	58,384.50	**38,097.69**

*It includes Retention price and Liability towards dealer incentive relates to the accrual and release of in-kind discount.

26. Current Provisions

	As at 31 March 2021	As at 31 March 2020
Employee benefits	1,087.61	2,054.68
Provision for Contingency*	7,384.49	9,014.88
	8,472.10	**11,069.56**

* Movement of provision during the year as required by Ind AS - 37 " Provisions, Contingent Liablities and Contingent Asset"

	As at 31 March 2021	As at 31 March 2020
Provision for Contingency		
Opening Balance	9,014.88	8,499.61
Add: Provision during the year	1,035.99	993.44
Less: Utilisation during the year	(2,666.38)	(478.17)
Closing Balance	**7,384.49**	**9,014.88**

Notes
to the consolidated financial statements for the year ended 31 March 2021

(All amounts are in ₹ lacs, unless otherwise stated)

27. Revenue from Contracts with Customers

	For the year ended 31 March 2021	For the period ended 31 March 2020
Sale of products	6,50,917.22	5,73,473.48
Total (i)	**6,50,917.22**	**5,73,473.48**
Other operating revenues		
Claims realised	105.76	137.84
Government grants	6,246.75	4,348.91
Miscellaneous income	3,340.54	2,203.55
Total (ii)	**9,693.05**	**6,690.30**
Revenue from operations [(i) + (ii)]	**6,60,610.27**	**5,80,163.78**
***Reconciliation of Revenue as per Contract Price and as recognized in the Statement of Profit and Loss**		
Revenue as per Contract Price	7,43,693.94	6,51,062.28
Less: Discounts and Incentives**	(92,776.72)	(77,588.80)
Total Revenue from Contracts with Customers	**6,50,917.22**	**5,73,473.48**

**Includes variable considerations which are included in the transaction price determined at the inception of the contract.

28. Other Income

	For the year ended 31 March 2021	For the period ended 31 March 2020
Interest income from financial assets measured at amortised cost		
- from bank deposits	7,446.50	5,250.48
- from others	796.25	388.42
Gain on fair valuation/sale of investment (net)	218.93	845.38
Profit on sale/discard of property, plant and equipment (net)	0.06	-
Profit on sale of current investment (net)	9.14	-
Government grants *	300.65	304.90
Miscellaneous income	1,941.57	1,743.34
Net Gain on Foreign Currency transactions and translation	582.25	-
	11,295.35	**8,532.52**

*Government grants income on account of capital subsidy recognised over the period of useful life of property, plant and equipment against which the grant is received.

29 Cost of Materials Consumed

	For the year ended 31 March 2021	For the period ended 31 March 2020
Opening inventory (A)	12,176.78	11,099.54
Purchases (B)	1,04,545.60	93,816.49
Closing inventory (C)	(15,186.25)	(12,176.78)
Total (A+B+C)	**1,01,536.13**	**92,739.25**

Notes

to the consolidated financial statements for the year ended 31 March 2021

(All amounts are in ₹ lacs, unless otherwise stated)

30. Changes in Inventories of Finished Goods, Work-in-Progress and Traded Goods

	For the year ended 31 March 2021	For the period ended 31 March 2020
Closing Inventory		
Work-in-progress	(10,295.94)	(7,802.89)
Finished goods	(9,553.57)	(13,444.79)
Traded Goods	(209.60)	(64.94)
Total (A)	**(20,059.11)**	**(21,312.62)**
Opening Inventory		
Work-in-progress	7,802.89	4,275.40
Finished goods	13,444.79	9,253.30
Traded Goods	64.94	5.67
Total (B)	**21,312.62**	**13,534.37**
Total (A-B)	**1,253.51**	**(7,778.25)**

31. Employee Benefits Expense

	For the year ended 31 March 2021	For the period ended 31 March 2020
Salaries and wages	40,692.28	39,614.57
Contribution to provident and other funds (Refer Note No 38)	3,586.47	3,675.34
Staff welfare expenses	1,948.40	2,231.91
	46,227.15	**45,521.82**

32. Finance Costs

	For the year ended 31 March 2021	For the period ended 31 March 2020
Interest expenses	25,251.37	28,641.03
Interest expenses on Lease liabilities	983.52	1,196.15
Other borrowing costs (includes bank charges, etc.)	344.27	388.08
Unwinding of discounts	563.58	496.45
Exchange differences regarded as an adjustment to borrowing costs	27.35	168.28
	27,170.09	**30,889.99**
Less: Capitalised	1,893.39	3,253.70
	25,276.70	**27,636.29**

33. Depreciation and Amortisation Expense

	For the year ended 31 March 2021	For the period ended 31 March 2020
Depreciation on tangible assets	27,940.62	26,014.89
Amortisation on intangible assets	270.73	256.10
Depreciation on Right of use assets	2,407.69	2,525.18
	30,619.04	**28,796.17**

Notes

to the consolidated financial statements for the year ended 31 March 2021

(All amounts are in ₹ lacs, unless otherwise stated)

34. Other Expenses

	For the year ended 31 March 2021	For the period ended 31 March 2020
Packing material consumed	27,444.90	23,489.23
Stores and spares consumed	10,030.49	10,241.41
Repairs and maintenance:		
- Buildings	1,120.32	1,160.75
- Plant and machinery	8,718.12	8,501.15
- Other Assets	76.66	152.28
Other manufacturing expenses	1,239.26	1,174.47
Rent	1,863.49	2,114.35
Lease rent and hire charges	181.55	211.00
Rates and taxes	1,567.53	1,430.78
Insurance	1,931.02	1,426.31
Travelling and conveyance #	2,270.06	3,739.03
CSR expenses (Refer note 43)	1,226.14	942.63
Bad trade receivables / advances / deposits written off	325.00	-
Expected Credit loss for trade receivables/advances	116.84	248.81
Loss on disposal of property, plant & equipment	4,585.59	3,227.64
Legal & professional expenses	6,557.32	8,271.45
Sales promotion and other selling expenses	15,104.38	16,773.53
Advertisement and publicity	7,307.29	8,241.53
Miscellaneous expenses #	15,046.67	14,484.49
	1,06,712.63	**1,05,830.84**
#Details of Payments to Statutory Auditors		
As auditor:		
Audit fees	164.93	176.29
For other services:		
Certification fees and other matters	13.36	22.16
Re-imbursement of expenses	1.67	13.32
	179.96	**211.77**

35. Earning Per Share

	For the year ended 31 March 2021	For the year ended 31 March 2020
Total profit for the year attributable to Equity shareholders	70,310.13	48,339.31
Weighted average number of equity shares of ₹ 10/- each (In lacs)	772.68	772.68
EPS - Basic and Diluted (in ₹)	**90.99**	**62.56**

36 Contingent Liabilities, Contingent assets and commitments

		As at 31 March 2021	As at 31 March 2020
(A)	**Contingent Liabilities**		
(i)	Claim against the Group not acknowledged as debts (includes show cause notices pertaining to excise duty and others) (cash flow is dependent on court decisions pending at various level.)	6,941.93	25,168.06
(ii)	There are numerous interpretative issues relating to the Supreme Court (SC) judgement dated 28 February 2019 on Provident Fund (PF) on the inclusion of allowances for the purpose of PF contribution as well as its applicability of effective date. The Company is evaluating and seeking legal inputs regarding various interpretative issues and its impact. As a matter of caution, the Company has applied the judgement on a prospective basis from the date of the SC order. The Company will update its provision for the period prior to the Supreme Court judgement, on receiving further clarity on the subject.	-	-

Notes

to the consolidated financial statements for the year ended 31 March 2021

(All amounts are in ₹ lacs, unless otherwise stated)

	As at 31 March 2021	As at 31 March 2020
Other for which the Company is contingently liable		
(iii) In respect of disputed demands for which Appeals are pending		
with Appellate Authorities/Courts-no provision has been considered necessary		
by the Management		
a) Excise Duty*	2,351.44	2,277.83
b) Sales Tax and Entry Tax*#	1,380.63	6,695.61
c) Service Tax*	48.56	277.45
d) Income Tax (primarily on account of disallowance of depreciation on goodwill and additional depreciation on Power Plants etc.)**	1,087.48	8,134.44
(iv) In respect of Interest on " Cement Retention Price" realised in earlier years	1,312.57	1,292.19
(v) In respect of penalty of non lifting of fly ash	-	2,009.45
(vi) The Competition Commission of India (₹ CCI') has imposed penalty of ₹ 12,854 lacs ('first matter') and ₹ 928 lacs ('second matter') in two separate orders dated 31 August 2016 and 19 January 2017 respectively for alleged contravention of provisions of Competition Act 2002 by the Company. The Company has filed appeals against the above orders. The National Company Law Appellate Tribunal (₹ NCLAT'), on hearing the appeal in the first matter, upheld the decision of CCI for levying the penalty vide its order dated 25 July 2018. Post order of the NCLAT, CCI issued a revised demand notice dated 07 August 2018 of ₹ 15,492 lacs consisting of penalty of ₹ 12,854 lacs and interest of ₹ 2,638 lacs. The Company has filed appeal with Hon'ble Supreme Court against the above order. Hon'ble Supreme Court has stayed the NCLAT order. While the appeal of the Company is pending for hearing, the Company backed by a legal opinion, believes that it has a good case and accordingly no provision has been considered in the books of accounts. In the second matter, demand had been stayed and the matter is pending for the hearing before NCLAT.	13,782.00	13,782.00
(vii) In respect of land tax levied by State Government of Rajasthan	15.46	15.46
(viii) In respect of demand of Railway Administration pending with Jodhpur High Court	218.86	218.86
(ix) In respect of charges on account of electricity duty, water cess etc levied by Ajmer Vidyut Vitran Nigam Ltd.	6,489.34	5,861.64
(x) In respect of Environmental and Health Cess	328.37	324.52
(xi) In respect of Interest on Rajasthan Electricity duty WHR 2017-18, 2018-2019 and 2019-2020	460.51	198.77
*disputes are primarily on account of disallowances of input credits, interest on entry tax etc.		
**The Government of India introduced the Direct tax, Vivad se Vishwas scheme ,2020 by enactment of the Direct Tax Vivad Se Vishwas Act, 2020 and the Direct tax Vivad Se Vishwas Rules, 2020 for settlement of pending Income tax disputes. The Group has settled its pending Income Tax Disputes from AY 2005-06 to 2018-19 (except AY 2007-08 and 2008-09) Under the said scheme and accordingly corresponding contingent liabilities pertaining to these years have been reduced. Based on the final settlement orders received from the designated authority under the scheme for all the above years, the Group has recongnized an amount of ₹ 2,150.48 lacs in the Statement of Profit and Loss for the year ended 31 March 2021 and is included in the "Earlier year tax adjustment".		
#The Group has opted the Amnesty Scheme Under the Sabka Vishwas (Legacy Dispute Resolution) Scheme 2019, announced by the Government of India, 2021 in relation to disputed liabilities of entry tax cases. Entry tax cases have been settled Up to 2011-12 and accordingly Group's contingent liabilities in relation to these years have been reduced by ₹ 5,042 lacs during the current year.		
(B) Commitments		
Capital commitments	9,365.23	28,435.73
(C) Contingent assets		
Insurance Claims	129.68	296.90

Notes

to the consolidated financial statements for the year ended 31 March 2021

(All amounts are in ₹ lacs, unless otherwise stated)

37 Segment information

Segment information is presented in respect of the group's key operating segments. The operating segments are based on the Group's management and internal reporting structure.

Operating Segments

The Group's Board of Directors have been identified as the Chief Operating Decision Maker ('CODM'), since they are responsible for all major decision w.r.t. the preparation and execution of business plan, preparation of budget, planning, expansion, alliance, joint venture, merger and acquisition, and expansion of any new facility.

Board of Directors reviews the operating results at company level, accordingly there is only one Reportable Segment for the Group which is "Cement", hence no specific disclosures have been made.

Entity wide disclosures

A. Information about product total revenue

Product	For the year ended 31 March 2021	For the period ended 31 March 2020
Grey Cement	4,62,880.07	3,82,401.32
White Cement and allied products	1,88,037.15	1,91,072.16

B. Information about geographical areas

Non-current assets (Property, plant and equipment, Intangible assets and other non-current assets) are in India and UAE.

Revenue	For the year ended 31 March 2021	For the period ended 31 March 2020
Within territory	6,27,930.56	5,42,304.19
Outside territory	22,986.66	31,169.29

C. Information about major customers (from external customers)

The Company has not derived revenues from single customer during the year as well as during previous year which amount to 10 per cent or more of the entity's revenues.

38. Employee benefits

The Company contributes to the following post-employment defined benefit plans in India.

(i) Defined Contribution Plans:

The Company makes contributions towards provident fund and superannuation fund to a defined contribution retirement benefit plan for qualifying employees. Under the plan, the Company is required to contribute a specified percentage of payroll cost to the retirement benefit plan to fund the benefits.

	For the year ended 31 March 2021	For the period ended 31 March 2020
Contribution to Government Provident Fund	1,345.72	1,398.53
Contribution to Superannuation Scheme	399.36	440.95
Contribution to Family Pension Fund	610.20	568.21

(ii) Defined Benefit Plan:

The Company provides for gratuity for employees in India as per the Payment of Gratuity Act, 1972. Employees who are in continuous service for a period of 5 years are eligible for gratuity. The amount of gratuity payable on retirement/termination is the employees last drawn basic salary per month computed proportionately for 15 days salary multiplied for the number of years of service. The gratuity plan is a funded plan and the Company makes contributions to Group Gratuity Trust registered under Income Tax Act-1961.

Notes

to the consolidated financial statements for the year ended 31 March 2021

(All amounts are in ₹ lacs, unless otherwise stated)

The most recent actuarial valuation of plan assets and the present value of the defined benefit obligation for gratuity were carried out as at 31 March 2021. The present value of the defined benefit obligations and the related current service cost and past service cost, were measured using the Projected Unit Credit Method.

A. Based on the actuarial valuation obtained in this respect, the following table sets out the status of the gratuity plan and the amounts recognised in the Company's financial statements as at balance sheet date:

	31 March 2021	31 March 2020
Net defined benefit obligation	7,863.12	7,856.12
Total employee benefit asset	**7,237.72**	**6,295.69**
Net defined benefit liability	625.40	1,560.43

B. Movement in net defined benefit (asset) liability - Gratuity (Funded)

The following table shows a reconciliation from the opening balances to the closing balances for net defined benefit (asset) liability and its components:

	31 March 2021			31 March 2020		
	Defined benefit obligation	Fair value of plan assets	Net defined benefit (asset)/ liability	Defined benefit obligation	Fair value of plan assets	Net defined benefit (asset)/ liability
Opening Balance	7,856.12	6,295.69	1,560.43	7,421.64	6,757.35	664.29
Included in profit or loss						
Current service cost	782.01	-	782.01	652.39	-	652.39
Interest cost (income)	478.01	427.15	50.86	507.97	459.47	48.50
	1,260.02	**427.15**	**832.87**	**1,160.36**	**459.47**	**700.89**
Included in OCI						
Remeasurements loss (gain)						
Actuarial loss (gain) arising from:						-
- financial assumptions	(48.59)	-	(48.59)	217.82	-	217.82
- demographic assumptions	(249.67)	-	(249.67)	-	-	-
- experience adjustment	51.70	-	51.70	(17.29)	-	(17.29)
– Return on plan assets excluding interest income	-	(36.79)	36.79	-	5.28	(5.28)
	(246.56)	**(36.79)**	**(209.77)**	**200.53**	**5.28**	**195.25**
Other						
Contributions paid by the employer	-	1,540.42	(1,540.42)	-	-	-
Benefits paid directly by the Company	(17.71)	-	(17.71)	-	-	-
Benefits paid	(988.75)	(988.75)	-	(926.41)	(926.41)	-
	(1,006.46)	**551.67**	**(1,558.13)**	**(926.41)**	**(926.41)**	**-**
Closing Balance	**7,863.12**	**7,237.72**	**625.40**	**7,856.12**	**6,295.69**	**1,560.43**

In case of foreign subsidiaries, the amount required to cover end of service benefits at the ending of the reporting period are computed pursuant to the United Arab Emirates Federal Labour Law based on the employees' accumulated period of service and current basic remuneration at that date. Hence the above details of net defined benefit (asset) liability and its components do not include the figures of foreign subsidiaries.

Notes

to the consolidated financial statements for the year ended 31 March 2021

(All amounts are in ₹ lacs, unless otherwise stated)

C. Plan assets

The plan assets are managed by the Gratuity Trust formed by the Company. The management of 100% of the funds is entrusted according to norms of Gratuity Trust, whose pattern of investment is available with the Company.

Particulars	31 March 2021	31 March 2020
Government of India Securities (Central and State)	50.24%	53.93%
High quality corporate bonds (including Public Sector Bonds)	21.13%	20.65%
Cash (including Special Deposits)	28.63%	25.42%

D. Actuarial assumptions

The following were the principal actuarial assumptions at the reporting date (expressed as weighted averages).

	31 March 2021	31 March 2020
Discount rate	6.30%	6.50%
Expected rate of return on plan assets	6.30%	6.50%
Mortality		
Turnover rate : Staff	8% of all ages	5% of all ages
Turnover rate : Worker	1% of all ages	1% of all ages
Expected rate of future salary increase	First Year 7%	First Year 5%
	Thereafter 10%	Thereafter 10%

Assumptions regarding future mortality have been based on published statistics and mortality tables.

At 31 March 2021, the weighted-average duration of the defined benefit obligation was 7 years (as at 31 March 2020: 7 years).

E. Sensitivity analysis

Reasonably possible changes at the reporting date to one of the relevant actuarial assumptions, holding other assumptions constant, would have affected the defined benefit obligation by the amounts shown below.

Gratuity

	31 March 2021		31 March 2020	
	Increase	Decrease	Increase	Decrease
Discount rate (1% movement)	(557.54)	649.04	(589.19)	693.69
Expected rate of future salary increase (1% movement)	514.81	(475.64)	540.75	(498.59)
	(42.73)	**173.40**	**(48.44)**	**195.10**

Although the analysis does not take account of the full distribution of cash flows expected under the plan, it does provide an approximation of the sensitivity of the assumptions shown.

The actuarial demographic assumptions taken for the calculation are as follows:

	31 March 2021		31 March 2020	
Withdrawal Rate	Staff	8%	Staff	5%
	Workers	1%	Workers	1%
Mortality Rate	Indian Assured Lives		Indian Assured Lives	
	Mortality (2006-08)Ultimate		Mortality (2006-08)Ultimate	

Notes

to the consolidated financial statements for the year ended 31 March 2021

(All amounts are in ₹ lacs, unless otherwise stated)

F. Through its defined benefit plans, the company is exposed to a number of risks, the most significant of which are detailed below:

Asset volatility: The plan liabilities are calculated using a discount rate set with reference to bond yields; if plan assets underperform this yield, this will create a deficit. Most of the plan asset investments is in fixed income securities with high grades and in government securities. These are subject to interest rate risk and the fund manages interest rate risk with derivatives to minimise risk to an acceptable level.

Changes in bond yields: A decrease in bond yields will increase plan liabilities, although this will be partially offset by an increase in the value of the scheme's bond holdings.

Life expectancy: The pension obligations are to provide benefits for the life of the member, so increase in life expectancy will result in increase in plans liability. This is particularly significant where inflationary increases result in higher sensitivity to changes in life expectancy.

The Company ensures that the investment positions are managed within an asset-liability matching (ALM) framework that has been developed to achieve long-term investments that are in line with the obligations under the employee benefit plans. Within this framework, the group's ALM objective is to match assets to the pension obligations under the employee benefit plan term fixed interest securities with maturities that match the benefit payments as they fall due and in the appropriate currency. The Company actively monitors how the duration and the expected yield of the investments are matching the expected cash outflows arising from the employee benefit obligations. The Company has not changed the processes used to manage its risks from previous periods. Investments are well diversified, such that the failure of any single investment would not have a material impact on the overall level of assets. A large portion of assets at reporting date consists of government and corporate bonds, although the group also invests in equities, cash and mutual funds. The group believes that equities offer the best returns over the long term with an acceptable level of risk.

G. The expected benefit payments in future years:

	31 March 2021	31 March 2020
Within the next 12 months (next annual reporting period)	833.82	870.63
Between 2 and 5 years	3,787.39	3,432.78
Between 5 and 10 years	4,934.57	4,564.12
Beyond 10 years	20,157.93	23,496.39
Total expected payments	**29,713.71**	**32,363.92**

H. The expected employer contribution in the next year:

	31 March 2021	31 March 2020
Within the next 12 months (next annual reporting period)	**625.40**	**1,560.43**

I. Social Security Code

The Indian Parliament has approved the Code on Social Security, 2020 which would impact the contributions by the company towards Provident Fund and Gratuity. The Ministry of Labour and Employment has released draft rules for the Code on Social Security, 2020 on 13 November 2020, and has invited suggestions from stakeholders which are under active consideration by the Ministry. The Company will assess the impact and its valuation once the subject rules are notified and will give appropriate impact in its financial statements in the period in which, the Code becomes effective and the related rules to determine the financial impact are published.

Notes

to the consolidated financial statements for the year ended 31 March 2021

(All amounts are in ₹ lacs, unless otherwise stated)

39. Related parties

(1) (a) Parties where the control/significant influence exists :-

	Parent Compnay:		
	i)	Yadu International Ltd	
(b)	**Key Management Personnel & their Relatives:**		
	i)	Shri Yadupati Singhania (Till 13 August 2020)	Managing Director
	ii)	Smt. Sushila Devi Singhania (w.e.f 31 August 2020)	Chairperson and Non Executive Non Independent Director
	iii)	Dr. Raghavpat Singhania (w.e.f. 31 August 2020)	Managing Director
	iv)	Shri Madhavkrishna Singhania (w.e.f. 31 August 2020)	Dy Managing Director & CEO
	v)	Shri Ajay Kumar Saraogi (w.e.f. 31 August 2020)	Dy Managing Director & CFO
	vi)	Shri Shambhu Singh	Company Secretary
	vii)	Shri Achintya Karati	Non Executive Independent Director
	viii)	Shri Jayant Narayan Godbole	Non Executive Independent Director
	ix)	Dr. Krishna Behari Agarwal	Non Executive Independent Director
	x)	Shri K.N.Khandelwal (Till 17 June 2020)	Non Executive Non Independent Director
	xi)	Shri Suparas Bhandari	Non Executive Independent Director
	xii)	Shri Paul Heinz Hugentobler	Non Executive Non Independent Director
	xiii)	Smt. Deepa Gopalan Wadhwa	Non Executive Independent Director
	xiv)	Shri Sudhir Jalan	Non Executive Non Independent Director
	xv)	Shri Ashok Sinha	Non Executive Independent Director
	xvi)	Shri Saurabh Chandra	Non Executive Independent Director
	xvii)	Smt. Kavita Y Singhania (For period 31 August 2020 to 20 January 2021)	Non Executive Non Independent Director
	Subsidiaries:		
	i)	Dr. Raghavpat Singhania	Managing Director
	ii)	Shri Madhavkrishna Singhania	Deputy Managing Director
	iii)	HH Sheikh Mohammed Bin Hamad	Chairman & Non Executive Independent Director
	iv)	Shri Abdulghafour Hashem Behroozian Alawadhi	Non Executive Independent Director
	v)	Shri Ajay Kumar Saraogi	Non Executive Non Independent Director
	vi)	Shri Mohd. Saif Al-Afkham	Non Executive Independent Director
	vii)	Shri Paul Heinz Hungentobler	Non Executive Non Independent Director
	viii)	Dr. Ibrahim Sa'ad Mohammad Ahmed	Non Executive Independent Director
	ix)	Shri Tushar Sawhney	Non Executive Non Independent Director
	x)	Shri Amit Kothari	CEO & Whole Time Director
	xi)	Shri Anil Kumar Agrawal	Non Executive Non Independent Director
	xii)	Dr. Krishna Behari Agarwal	Non Executive Non Independent Director
	xiii)	Shri Pramod Kumar Bansal (Till 02 Sep 2020)	Non Executive Non Independent Director
	xiv)	Shri Rajnish Rawat	CFO
	xv)	Shri Prabhat Srivastava	Company Secretary
(c)	**Enterprises significantly influenced by Key Management Personnel or their Relatives.**		
	i)	Jaykay Enterprises Ltd*	
	ii)	J K Cotton Ltd.*	
	iii)	J K Paints and Pigments Limited (Erstwhile Jaykaycem (Eastern) Ltd	
	iv)	J.K. Cement (Western) Ltd	
	v)	J.K. Cement (Northern) Ltd	
	vi)	J K Traders Ltd.	

*Transactions taken upto September, 2020.

Notes

to the consolidated financial statements for the year ended 31 March 2021

(All amounts are in ₹ lacs, unless otherwise stated)

(2) a) Following are the transactions with related parties as defined under section 188 of Companies Act 2013 and Ind AS 24.

	For the year ended 31 March 2021	For the period ended 31 March 2020
(i) Jaykay Enterprises Ltd.		
- Services received	17.70	35.40
- Rent paid	32.72	61.11
- Expenses Reimbursed	26.34	70.11
(ii) J K Cotton Ltd		
- Rent paid	16.05	32.11
- Sale of Products	-	0.02
(iii) Key Management Personnel and their relatives		
Parent Company :		
a) Shri Yadupati Singhania (Managing Director) (Till 13 August 2020)		
- Remuneration	-	2,205.40
- Rent paid	5.04	15.13
- Rent paid to relatives	27.40	30.46
- Reimbursement of Water tax and house tax	-	8.13
b) Smt Sushila Devi Singhania		
- Commission	25.00	9.50
- Sitting Fees	3.75	1.25
- Rent paid	13.16	-
c) Dr. Raghavpat Singhania (Managing Director: Part of the year)*		
- Remuneration (for the year)	901.15	162.05
d) Shri Madhavkrishna Singhania (Dy Managing Director and CEO: Part of the year)**		
- Remuneration (for the year)	820.89	126.26
e) Shri Ajay Kumar Saraogi (Dy Managing Director and CFO: Part of the year)***		
- Remuneration	730.53	292.16
f) Shri Shambhu Singh		
- Remuneration	72.97	61.58
g) Other Directors		
- Commission	90.00	95.00
- Sitting Fees	42.00	38.50
- paid to other Director Mr. Paul Heinz Hugentobler on professional capacity.	110.50	108.01
* Remuneration paid to Dr. Raghavpat Singhania as director of the Company upto September 2020 of ₹ 95.51 lacs included in it.		
**Remuneration paid to Shri Madhavkrishna Singhania as director of the Company upto September 2020 of ₹ 61.28 lacs included in it.		
***Remuneration paid to Shri Ajay Kumar Saraogi as Executive of the Company upto September 2020 of ₹ 133.52 lacs included in it.		
Subsidiaries Company :		
a) Shri Raghavpat Singhania		
- Commission	-	9.64
b) Other Directors		
- Remuneration	733.98	354.75
- Sitting Fees	50.52	-

b) Terms and conditions of transactions with related parties

The sales to and purchases from related parties are made on terms equivalent to those that prevail in arm's length transactions. Outstanding balances at the year-end are unsecured and interest free and settlement occurs in cash. There have been no guarantees (except corporate guarantees) provided or received for any related party receivables or payables.

Notes

to the consolidated financial statements for the year ended 31 March 2021

(All amounts are in ₹ lacs, unless otherwise stated)

c) Compensation of key management personnel of the Group

	For the year ended 31 March 2021	For the period ended 31 March 2020
- short-term employee benefits	3,259.52	3,205.54
- other long-term benefits	19.19	23.60
	3,278.71	**3,229.14**

Post employment benefit such as gratuity which are actuarially determined on an overall basis are not disclosed separately.

40. Reporting period for foreign subsidiary

Till year ending 31 March 2019, subsidiaries located outside India were using 31 December as the year end and consolidated on a yearly basis with a time lag of one quarter. From 01 April 2019 the foreign subsidiaries have changed their reporting period to align with that of Parent (31 March) for preparation of financial results for the relevant period. This change in management estimate is applied in preparation of the consolidated financial statements for the period ended 31 March 2020 accordingly the foreign subsidiaries have prepared financial statements for the 15 - month period ended 31 March 2020.

41. Financial instruments – Fair values and risk management

I. Fair value measurements

A. Financial instruments by category

	As at 31 March 2021			As at 31 March 2020		
	FVTPL	FVOCI	Amortised cost	FVTPL	FVOCI	Amortised cost
Financial assets						
Investments	14,223.94	-	-	4,583.74	-	-
Other financial assets	-	-	62,353.28	-	-	51,363.24
Trade receivables	-	-	36,153.35	-	-	26,767.42
Cash and cash equivalents	-	-	14,673.12	-	-	3,850.17
Other Bank balances	-	-	1,07,791.75	-	-	59,597.58
	14,223.94	**-**	**2,20,971.50**	**4,583.74**	**-**	**1,41,578.41**
Financial liabilities						
Non-current Borrowings	-	-	2,99,312.16	-	-	2,70,351.45
Other non-current financial liabilities	-	-	31,077.40	-	-	27,370.79
Short term borrowings	-	-	14,934.70	-	-	18,072.95
Trade payables	-	-	59,979.02	-	-	49,178.56
Other current financial liabilities	-	-	48,066.94	-	-	62,862.83
	-	**-**	**4,53,370.22**	**-**	**-**	**4,27,836.58**

B. Fair value hierarchy

This section explains the judgements and estimates made in determining the fair values of the financial instruments that are:

(a) recognised and measured at fair value and

(b) measured at amortised cost and for which fair values are disclosed in the financial statements.

To provide an indication about the reliability of the inputs used in determining fair value, the Group has classified its financial instruments into the three levels prescribed under the accounting standard. An explanation of each level follows underneath the table.

Notes
to the consolidated financial statements for the year ended 31 March 2021

(All amounts are in ₹ lacs, unless otherwise stated)

Financial assets and liabilities measured at fair value - recurring fair value measurements

	As at 31 March 2021			
	Level 1	Level 2	Level 3	Total
Financial assets				
Assets measured at fair value				
Investments				
Equity Shares	-	-	418.86	**418.86**
Mutual Funds & Bonds	13,805.08	-	-	**13,805.08**
Financial liabilities				
Liabilities for which fair values are disclosed	-	-	2,98,179.92	**2,98,179.92**
Non Current Borrowings	**13,805.08**	**-**	**2,98,598.78**	**3,12,403.86**

Financial assets and liabilities measured at fair value - recurring fair value measurements

	As at 31 March 2020			
	Level 1	Level 2	Level 3	Total
Financial assets				
Assets measured at fair value				
Investments				
Equity Shares	-	-	470.22	**470.22**
Mutual Funds & Bonds	4,113.52	-	-	**4,113.52**
Financial liabilities				
Liabilities for which fair values are disclosed				
Non Current Borrowings	-	-	2,69,732.53	**2,69,732.53**
	4,113.52	**-**	**2,70,202.75**	**2,74,316.27**

Level 1: Level 1 hierarchy includes financial instruments measured using quoted prices. This includes mutual funds that have quoted price.

Level 2: The fair value of financial instruments that are not traded in an active market is determined using valuation techniques which maximise the use of observable market data and rely as little as possible on entity-specific estimates. If all significant inputs required to fair value an instrument are observable, the instrument is included in level 2.

Level 3: If one or more of the significant inputs is not based on observable market data, the instrument is included in level 3. This is the case for unlisted equity securities.

There are no transfers between level 1 and level 2 during the year.

Valuation technique used to determine fair value
Specific valuation techniques used to value financial instruments include:

- the use of quoted market prices or dealer quotes for similar instruments.
- the fair value of forward foreign exchange contracts is determined using forward exchange rates at the balance sheet date.
- the fair value of the remaining financial instruments is determined using discounted cash flow analysis.

Notes
to the consolidated financial statements for the year ended 31 March 2021

(All amounts are in ₹ lacs, unless otherwise stated)

C. Fair value of financial assets and liabilities measured at amortised cost

	As at 31 March 2021		As at 31 March 2020	
	Carrying Amount	Fair Value	Carrying Amount	Fair Value
Financial assets				
Other financial assets	62,353.28	62,353.28	51,363.24	51,363.24
Trade receivables	36,153.35	36,153.35	26,767.42	26,767.42
Cash and cash equivalents	14,673.12	14,673.12	3,850.17	3,850.17
Other bank balances	1,07,791.75	1,07,791.75	59,597.58	59,597.58
	2,20,971.50	**2,20,971.50**	**1,41,578.41**	**1,41,578.41**
Financial liabilities				
Non current borrowings	2,99,312.16	2,98,179.92	2,70,351.45	2,69,732.53
Other non current financial liabilities	31,077.40	31,077.40	27,370.79	27,370.79
Short term borrowings	14,934.70	14,934.70	18,072.95	18,072.95
Trade payables	59,979.02	59,979.02	49,178.56	49,178.56
Other current financial liabilities	48,066.94	48,066.94	62,862.83	62,862.83
	4,53,370.22	**4,52,237.98**	**4,27,836.58**	**4,27,217.66**

(i) The carrying amounts of trade receivables, trade payables, Short Term Borrowings, cash and cash equivalents, other bank balances, other financial liabilities, and other financial assets are considered to be the same as their fair values, due to their short-term nature. The fair values for security deposits are calculated based on cash flows discounted using a current lending rate.

(ii) The fair values of non-current borrowings are based on discounted cash flows using a current borrowing rate. They are classified as level 3 fair values in the fair value hierarchy due to the use of unobservable inputs, including own credit risk.

(iii) The fair value of the financial assets and liabilities is included at the amount at which the instrument is exchanged in a current transaction between willing parties, other than in a forced or liquidation sale.

II. Financial risk management
The Group has exposure to the following risks arising from financial instruments:

- credit risk;
- liquidity risk; and
- market risk"

i. Risk management framework
The Holding Company's board of directors has overall responsibility for the establishment and oversight of the Group's risk management framework. The board of directors has established the Risk Management Committee, which is responsible for developing and monitoring the Group's risk management policies. The committee reports regularly to the board of directors on its activities.

The Group risk management policies are established to identify and analyse the risks faced by the Group, to set appropriate risk limits and controls and to monitor risks and adherence to limits. Risk management policies and systems are reviewed regularly to reflect changes in market conditions and the Group's activities. The Group, through its training and management standards and procedures, aims to maintain a disciplined and constructive control environment in which all employees understand their roles and obligations.

The Holding Company's Audit Committee oversees how management monitors compliance with the Group's risk management policies and procedures, and reviews the adequacy of the risk management framework in relation to the risks faced by the Group. The Audit Committee is assisted in its oversight role by Internal Audit. Internal Audit undertakes both regular and ad hoc reviews of risk management controls and procedures, the results of which are reported to the Audit Committee.

Notes
to the consolidated financial statements for the year ended 31 March 2021

(All amounts are in ₹ lacs, unless otherwise stated)

ii. Credit risk

Credit risk is the risk of financial loss to the Group if a customer or counterparty to a financial instrument fails to meet its contractual obligations, and arises principally from the Group's receivables from customers including deposits with banks and financial institutions.

Trade and other receivables

The Group's exposure to credit risk is influenced mainly by the individual characteristics of each customer. However, management also considers the factors that may influence the credit risk of its customer base, including the default risk of the industry and country in which customers operate.

The Risk Management Committee has established a credit policy under which each new customer is analysed individually for creditworthiness before the Group's standard payment and delivery terms and conditions are offered. The Group's review includes external ratings, if they are available, and in some cases bank references. Sale limits are established for each customer and reviewed quarterly. Any sales exceeding those limits require approval from the Risk Management Committee.

In monitoring customer credit risk, customers are accompanied according to their credit characteristics, including whether they are an individual or a legal entity, their geographic location, industry and existence of previous financial difficulties. The Group evaluates the concentration of risk with respect to trade receivables as low, as its customers are located in several jurisdictions and industries and operate in largely independent markets.

A default on financial assets is when the counterparty fails to make contractual payments within 60 days of when they fall due. This definition of default is determined by considering the business environment in which the entity operates and other macro-economic factors. The Group holds bank guarantees/ security deposits against trade receivables of ₹ 15,311.23 lacs (31 March 2020: ₹ 12,337.03 lacs) and as per the terms and condition of the agreements, the Group has the right to encash the bank guarantee or adjust the security deposits in case of defaults.

The Group establishes an allowance for impairment that represents its expected credit losses in respect of trade and other receivables. The management uses a simplified approach for the purpose of computation of expected credit loss for trade receivables.

Expected credit losses are a probability weighted estimate of credit losses. Credit losses are measured as the present value of all cash shortfalls (i.e. the difference between the cash flows due to the Group in accordance with the contract and the cash flows that the Group expects to receive).

During the based on specific assessment, the Group recognised bad debts of Nil (31 March 2020: Nil). The year end trade receivables do not include any amounts with such parties.

The maximum exposure to credit risk at the reporting date is the carrying value of trade receivables disclosed in Note 9.

Reconciliation of loss allowance provision - Trade Receivables

Particulars	As at 31 March 2021	As at 31 March 2020
Opening Balance	1,238.27	1,089.97
Change in loss allowance	16.84	148.30
Closing Balance	**1,255.11**	**1,238.27**

Financial instruments and cash deposits

Credit risk from balances with banks and financial institutions is managed by the Group's treasury department in accordance with the Group's policy. Investments of surplus funds are made only with approved counterparties and within credit limits assigned to each counterparty. The limits are set to minimise the concentration of risks and therefore mitigate financial loss through counterparty's potential failure to make payments.

The Group's maximum exposure to credit risk for the components of the balance sheet at 31 March , 2018 and 31 March 2017 is the carrying amounts as shown in Note 10,11 & 12.

The Group's maximum exposure to credit risk for the components of the balance sheet at 31 March 2021 and 31 March 2020 is the carrying amounts as shown in Note 4,8,10,11 & 12. The Group has not recorded any further loss during the year in these financial instruments and cash deposits as these pertains to counter parties of good credit ratings/credit worthiness.

A default on financial assets is when the counterparty fails to make contractual payments within 60 days of when they fall due. This definition of default is determined by considering the business environment in which the entity operates and other macro-economic factors.

The Group establishes an allowance for impairment that represents its expected credit losses in respect of trade and other receivables. The management uses a simplified approach for the purpose of computation of expected credit loss for trade receivables.

Expected credit losses are a probability weighted estimate of credit losses. Credit losses are measured as the present value of all cash shortfalls (i.e. the difference between the cash flows due to the Group in accordance with the contract and the cash flows that the Group expects to receive).

iii. Liquidity risk

Liquidity risk is the risk that the Group will encounter difficulty in meeting the obligations associated with its financial liabilities that are settled by delivering cash or another financial asset. The Group's approach to managing liquidity is to ensure, as far as possible, that it will have sufficient liquidity to meet its liabilities when they are due, under both normal and stressed conditions, without incurring unacceptable losses or risking damage to the Group's reputation.

Prudent liquidity risk management implies maintaining sufficient cash and marketable securities and the availability of funding through an adequate amount of committed credit facilities to meet obligations when due and to close out market positions. Due to the dynamic nature of the underlying businesses, Group treasury maintains flexibility in funding by maintaining availability under committed credit lines.

Management monitors rolling forecasts of the Group's liquidity position (comprising the undrawn borrowing facilities below) and cash and cash equivalents on the basis of expected cash flows. This is generally carried out in accordance with practice and limits set by the Group. These limits vary by location to take into account the liquidity of the market in which the entity operates. In addition, the Group's liquidity management policy involves projecting cash flows in major currencies and considering the level of liquid assets necessary to meet these, monitoring balance sheet liquidity ratios against internal and external regulatory requirements and maintaining debt financing plans.

a) Financing arrangements

The Group had access to the following undrawn borrowing facilities at the end of the reporting period:

	As at 31 March 2021	As at 31 March 2020
Floating rate		
Expiring within one year (bank overdraft and other facilities)	-	540.00
Expiring beyond one year (bank loans)	325.00	97.00
	325.00	**637.00**

The bank overdraft facilities may be drawn at any time and may be terminated by the bank without notice. Subject to the continuance of satisfactory credit ratings, the bank loan facilities may be drawn at any time in Indian National Rupee ('INR') and have an average maturity of Nil years (as at 31 March 2020 - Nil years).

Maturities of financial liabilities

The following are the remaining contractual maturities of financial liabilities at the reporting date. The amounts are gross and undiscounted, and include contractual interest payments and exclude the impact of netting agreements.

Notes

to the consolidated financial statements for the year ended 31 March 2021

(All amounts are in ₹ lacs, unless otherwise stated)

	Carrying Amounts 31 March 2021	Contractual cash flows				
		Total	2 months or less	2–12 months	1–5 years	More than 5 years
Non-derivative financial liabilities						
Non-current Borrowings	2,99,312.16	2,99,843.34	-	-	1,68,712.42	1,31,130.92
Other non-current financial liabilities	31,077.40	31,077.40	-	-	31,077.40	-
Short term borrowings	14,934.70	14,850.14	70.11	14,780.03	-	-
Trade payables	59,979.02	59,979.02	33,633.16	24,306.69	2,039.17	-
Other current financial liabilities	48,066.94	48,066.94	9,700.86	38,366.08	-	-
Total non-derivative liabilities	**4,53,370.22**	**4,53,816.84**	**43,404.13**	**77,452.80**	**2,01,828.99**	**1,31,130.92**

	Carrying Amounts 31 March 2020	Contractual cash flows				
		Total	2 months or less	2–12 months	1–5 years	More than 5 years
Non-derivative financial liabilities						
Non-current Borrowings	2,70,351.45	2,71,514.30	-	-	1,42,864.77	1,28,649.53
Other non-current financial liabilities	27,370.79	27,370.79	-	-	27,370.79	-
Short term borrowings	18,072.95	18,072.95	3,037.95	15,035.00	-	-
Trade payables	49,178.56	49,178.56	40,581.13	6,558.26	2,039.17	-
Other current financial liabilities	62,862.83	62,862.83	7,375.55	55,487.28	-	-
Total non-derivative liabilities	**4,27,836.58**	**4,28,999.43**	**50,994.63**	**77,080.54**	**1,72,274.73**	**1,28,649.53**

Further the Group issued financial guarantee as disclosed in note 39 for which the possibility of payment is remote.

iv. Market risk

Market risk comprises of Interest rate risk, commodity risk and currency risk is the risk that the fair value of future cash flows of a financial instrument will fluctuate because of changes in market prices. Market risk comprises of interest rate risk and currency risk. Financial instruments affected by market risk primarily include trade and other receivables, trade and other payables and borrowings.

Excessive risk concentration

Concentrations arise when a number of counterparties are engaged in similar business activities, or have economic features that would cause their ability to meet contractual obligations to be similarly affected by changes in economic or other conditions. Concentrations indicate the relative sensitivity of the Company's performance to developments affecting a particular industry. In order to avoid excessive concentrations of risk, the Company's policies and procedures include specific guidelines to focus on the maintenance of a diversified portfolio. Identified concentrations of credit risks are controlled and managed accordingly.

Currency risk

Foreign currency risk is the risk that the fair value or future cash flows of an exposure will fluctuate because of changes in foreign exchange rates. The Group's exposure to the risk of changes in foreign exchange rates relates primarily to the Group's operating activities (when revenue or expense is denominated in a foreign currency). The Group manages its foreign currency risk by taking foreign currency forward contracts, if required.

Exposure to currency risk

The summary quantitative data about the Group's exposure to currency risk as reported to the management of the Group is as follows:

	As at 31 March 2021				As at 31 March 2020			
	USD	EUR	GBP	J.YEN	USD	EUR	GBP	J.YEN
Trade receivables	1,85,155.63	-	-	-	-	-	-	-
Trade payables	47,22,146.46	3,32,632.34	3,60,000.00	4,750.00	42,01,498.00	7,20,545.45	-	-
Net statement of financial position exposure	**49,07,302.09**	**3,32,632.34**	**3,60,000.00**	**4,750.00**	**42,01,498.00**	**7,20,545.45**	**-**	**-**

Notes

to the consolidated financial statements for the year ended 31 March 2021

(All amounts are in ₹ lacs, unless otherwise stated)

The following significant exchange rates have been applied

	Average Rates		Year end spot rates	
	31 March 2021	31 March 2020	31 March 2021	31 March 2020
USD 1	74.21	70.90	73.50	75.39
EUR 1	86.56	78.79	86.10	83.05
AED 1	20.21	19.30	20.01	20.53
GBP 1	97.01	-	100.95	-
J.YEN 1	0.70	-	66.36	-

Sensitivity analysis

A reasonably possible strengthening (weakening) of the Indian National Rupee ('INR') against all other currencies at 31 March would have affected the measurement of financial instruments denominated in a foreign currency and affected equity and profit or loss by the amounts shown below. This analysis assumes that all other variables, in particular interest rates, remain constant.

	Profit or loss, before tax		Equity, net of tax	
	Strengthening	Weakening	Strengthening	Weakening
31 March 2021				
USD (10% movement)	347.10	(347.10)	225.81	(225.81)
EUR (10% movement)	28.64	(28.64)	18.63	(18.63)
GBP (10% movement)	0.48	(0.48)	0.31	(0.31)
J.YEN (10% movement)	0.24	(0.24)	**0.16**	**(0.16)**
31 March 2020				
USD (10% movement)	299.28	(299.28)	194.72	(194.72)
EUR (10% movement)	12.88	(12.88)	8.38	(8.38)
GBP (10% movement)	-	-	-	-
J.YEN (10% movement)	-	-	-	-

Interest rate risk

The Group's main interest rate risk arises from long-term borrowings with variable rates, which expose the Group to cash flow interest rate risk. During 31 March 2021 and 31 March 2020, the Group's borrowings at variable rate were mainly denominated in Indian National Rupee ('INR').

The Group's fixed rate borrowings are carried at amortised cost. They are therefore not subject to interest rate risk as defined in Ind AS 107, since neither the carrying amount nor the future cash flows will fluctuate because of a change in market interest rates.

Currently the Group's borrowings are within acceptable risk levels, as determined by the management, hence the Group has not taken any swaps to hedge the interest rate risk.

Exposure to interest rate risk

The interest rate profile of the Group's interest-bearing financial instruments as reported to the management of the Group is as follows.

	Nominal Amount	
	31 March 2021	31 March 2020
Fixed-rate instruments		
Financial assets	1,76,757.87	1,03,856.36
Financial liabilities	90,093.75	77,511.75
	2,66,851.62	**1,81,368.11**
Variable-rate instruments		
Financial assets	4,688.71	3,596.67
Financial liabilities	2,80,996.32	2,75,216.36
	2,85,685.03	**2,78,813.03**

Notes

to the consolidated financial statements for the year ended 31 March 2021

(All amounts are in ₹ lacs, unless otherwise stated)

Cash flow sensitivity analysis for variable-rate instruments

A reasonably possible change of 100 basis points in interest rates at the reporting date would have increased (decreased) equity and profit or loss by the amounts shown below. This analysis assumes that all other variables, in particular foreign currency exchange rates, remain constant.

Profit or loss, before tax	Profit or loss, before tax		Equity, net of tax	
	100 bp increase	100 bp decrease	100 bp increase	100 bp decrease
31 March 2021				
Variable-rate instruments	(2,326.50)	2,326.50	(1,513.53)	1,513.53
Cash flow sensitivity	**(2,326.50)**	**2,326.50**	**(1,513.53)**	**1,513.53**
31 March 2020				
Variable-rate instruments	(2,560.53)	2,560.53	(1,864.79)	1,864.79
Cash flow sensitivity	**(2,560.53)**	**2,560.53**	**(1,864.79)**	**1,864.79**

42. Disclosure pursuant to IND AS-8 "Accounting Policies, change in accounting estimates and errors" (specified under Sec 133 of the Companies Act 2013, read with rule 7 of Companies (Accounts) Rules, 2015) are given below:

Following are the restatement made in current year's Financial statements pertaining to previous year

Particulars	31 March 2020 (Restated)	31 March 2020 (Published)	Nature
ASSETS			
NON CURRENT ASSETS			
Financial assets-Investments	4,480.29	4,480.24	Reclassification items
EQUITY AND LIABILITIES			
Other equity	2,95,041.55	2,95,041.50	Reclassification items
CURRENT LIABILITY			
Financial liabilities-Other financial liabilities	62,862.83	62,563.64	Reclassification items
Financial liabilities-Other current liabilities	38,097.69	38,396.88	Reclassification items
EXPENSES			
Cost of materials consumed	92,739.25	92,310.59	Reclassification items
Power and fuel	1,09,686.54	1,09,447.48	Reclassification items
Other expenses	1,05,830.84	1,06,498.56	Reclassification items
TAX EXPENSES			
Deferred tax charge/(credit)	9,171.56	7,981.51	Reclassification items
Earlier years tax adjustments	(1,190.05)	-	Reclassification items

43. Corporate Social Responsibility

a. Amount required to be spent by the Company on Corporate Social Responsibility (CSR) activities during the year was ₹ 1,194.67 lacs (31 March 2020 : ₹ 866.70 lacs) i.e. 2% of average net profits for last three financial years, calculated as per section 198 of the Companies Act,2013.

b. Corporate Social Responsibility (CSR) activities undertaken during the year is ₹ 1,226.14 lacs (31 March 2020 : ₹ 934.83 lacs). Further, no amount has been spent on construction/acquisition of an asset of the Company and entire amount is spent on cash basis.

Notes

to the consolidated financial statements for the year ended 31 March 2021

(All amounts are in ₹ lacs, unless otherwise stated)

44 (1) Additional informations, as required under Schedule III of the Companies Act,2013 of Enterprises consolidated as Subsidiary

(₹ in lacs)

Name of Enterprise	Net Assets i.e. (Total Assets-Total Liabilities)		Share in Profit or Loss		Share in OCI		Share in Total Comprehensive Income	
	As % of Consolidated Assets	Amount	As % of Consolidated Profit/(Loss)	Amount	As % of Consolidated OCI	Amount	As % of Consolidated Total Comprehensive Income	Amount
Parent								
J.K.Cement Ltd.	85.82%	3,18,464.89	109.40%	76,919.59	(1921.32%)	(942.70)	107.98%	75,976.89
Subsidiary (Indian)								
Jaykaycem Central Ltd.	8.93%	33,150.51	(0.05%)	(32.37)	0.00%	-	(0.05%)	(32.37)
Subsidiary including Fellow Subsidiary (Foreign)								
J.K.Cement (Fujairah) FZC , J.K.Cement Works (Fujairah) FZC & J.K.White Cement (Africa) Ltd	5.94%	22,059.29	(8.41%)	(5,915.36)	1787.73%	877.16	(7.16%)	(5,038.20)
Non Controlling Interest in Foreign Subsidiary	(0.69%)	(2,573.45)	(0.94%)	(661.73)	233.59%	114.61	(0.78%)	(547.12)
Total	**100.00%**	**3,71,101.24**	**100.00%**	**70,310.13**	**100.00%**	**49.07**	**100.00%**	**70,359.20**

Notes

to the consolidated financial statements for the year ended 31 March 2021

(All amounts are in ₹ lacs, unless otherwise stated)

44 (2). Salient Features of Financial Statements of Subsidiaries

S. No.	Name of the Subsidiary Company	Reporting Currency*	Share Capital	Reserves & Surplus	Non Current Assets	Current Assets	Total Assets	Non Current Liabilities	Current Liabilities	Total Liabilities	Investment	Total Income	Profit/ (Loss) before Tax	Provision for Tax	Profit/ (Loss) after Tax	Proposed Dividend	% of Holding
1	J.K.Cement (Fujairah) FZC	AED	48,092.00	2,239.21	84,937.57	6.42	84,943.99	18,091.22	5.20	18,096.42	78,602.31	404.89	(17,153.81)	-	(17,153.81)	-	100.00
2	J.K.Cement Works (Fujairah) FZC	AED	17,843.46	(50,633.82)	92,122.14	14,909.80	1,07,191.68	1,16,439.62	23,542.42	1,39,982.04	159.74	30,113.28	(6,617.29)	-	(6,617.29)	-	90.00
	(Fellow Subsidiary) @																
3	J.K.White Cement (Africa) Limited	TSH	159.10	(186.39)	89.74	230.57	320.31	102.40	245.20	347.59	-	768.37	(64.29)	(14.12)	(50.17)	-	100.00
	(Step Down Fellow Subsidiary)																
4	Jaykaycem (Central) Ltd.	RS.	2,061.46	31,089.05	27,222.00	6,097.23	33,319.23	-	168.72	168.72	-	35.57	(32.37)	-	(32.37)	-	100.00

Notes ;

* Exchange Rate adopted for consolidation ₹ 20.0149 1 AED and ₹ 0.031821 1 TSH

@ Non-controlling interest as on reporting date is ₹ (2,573.45) lacs

Informations of subsidiaries as given above are extracted from their financial statements.

Notes

to the consolidated financial statements for the year ended 31 March 2021

(All amounts are in ₹ lacs, unless otherwise stated)

45. COVID-19

On account of outbreak of COVID-19 pandemic and consequent lockdown imposed by the Government, the manufacturing facilities of the Company were temporarily shut down during the start of the current year. These facilities were opened in a phased manner in the months of April and May 2020 as the lockdown conditions were relaxed. Accordingly, sales volume of the current year is impacted, although cement demand has been progressively recovering over the year with improved prices. As at the year end, the country is again witnessing surge in COVID-19 cases referred to as second wave of pandemic. Although, the Government of India has ruled out a nationwide lockdown as of now, local and regional lockdowns / restrictions are implemented in certain areas. In these circumstances, safety of our employees continues to be our key priority. Further, in view of such highly uncertain economic environment which is continuously evolving, the Company has considered the possible effects that may result from COVID-19 pandemic in the preparation of these financial results including the recoverability of carrying amounts of financial and non-financial assets. The Company has used internal and external sources of information for such assessment at the date of approval of these financial results and does not anticipate any challenge in the Company's ability to continue as a going concern. The impact of pandemic on the Company's financial results in subsequent periods is highly dependent on the situations as they evolve, and the eventual impact may differ from that estimated as at the date of approval of these financial results.

As per our report of even date.
For **S.R. Batliboi & Co. LLP**
Chartered Accountants
ICAI Firm Regn. No. 301003E/E300005

per Atul Seksaria
Partner
Membership No: 086370

Place: Faridabad
Dated: 12 June 2021

For and on behalf of the Board of Directors of
J.K. Cement Limited

Dr. Krishna Behari Agarwal
Director
DIN: 00339934

Sushila Devi Singhania
Chairperson
DIN: 00142549

A.K. Saraogi
Dy Managing Director & CFO
DIN: 00130805

Dr. Raghavpat Singhania
Managing Director
DIN: 02426556

Shambhu Singh
Company Secretary
Membership No: F5836

Madhavkrishna Singhania
Dy Managing Director and CEO
DIN: 07022433

Place: New Delhi
Dated: 12 June 2021

NOTICE

JK Cement LTD.

CIN. L17229UP1994PLC017199
Regd. Office: Kamla Tower, Kanpur - 208001, Uttar Pradesh, India
Telephone: 0091-512-2371478 / 81, Fax: 0091-512-2399854
Email: shambhu.singh@jkcement.com Web: www.jkcement.com

Notice is hereby given that the **Twenty Seventh Annual General Meeting** of the Members of J.K. CEMENT LIMITED will be held on Saturday the 14 August 2021 at 11.00 A.M. through Video Conferencing/Audio Visual Means. No physical meeting of members will be held, however, the meeting will be deemed to have been held at the Registered office of the Company at Kamla Tower-208001, UP, Kanpur to transact the following business: -

ORDINARY BUSINESS

1. To receive, consider and adopt
   a) the Audited Standalone Financial Statements of the Company for the Financial Year ended 31 March 2021, together with the Reports of Directors and Auditors thereon.
   b) the Audited Consolidated Financial Statements of the Company for the Financial Year ended 31 March 2021, together with the Reports of Auditors thereon.
2. To declare dividend of ₹ 15 (150%) on Equity Shares of the Company for the Financial year 2020-21
3. To appoint a Director in place of Shri Paul Heinz Hugentobler aged about 72 years (DIN: 00452691), who retires by rotation pursuant to the provisions of Article 90 of the Article of Association of the Company and being eligible offers himself for re-appointment.

SPECIAL BUSINESS

To consider and if thought fit, to pass with or without modification(s) the following resolutions:-

As Ordinary Resolution(s)

4. **Ratification of remuneration to the Cost Auditors**
   "RESOLVED THAT pursuant to provisions of Section 148 and other applicable provisions, if any, of the Companies Act, 2013 read with Companies (Audit and Auditors) Rules, 2014, the remuneration of ₹ 6,30,000 plus service tax as applicable and reimbursement of actual travel and out of pocket expenses for the Financial Year ending 31 March 2022 as approved by the Board of Directors of the Company in its meeting held on 12 June 2021, to be paid to M/s. K. G. Goyal & Company, Cost Accountants, for conducting cost audit of the Company's Cement Manufacturing Units viz. J.K. Cement Works, Nimbahera, J.K.Cement Works, Mangrol, J. K. Cement Works, Gotan, J.K.White Cement Works, Gotan all situated in the State of Rajasthan, J. K. Cement Works, Jharli, situated in the State of Haryana, J.K. Cement Works, Muddapur situated in the State of Karnataka, J.K.Cement Works, Aligarh situated in State of Uttar Pradesh, J.K.Cement Works,Balasinor, situated in State of Gujarat be and is hereby ratified and confirmed."

   "RESOLVED FURTHER THAT the Board of Directors of the Company (including its Committee of Directors thereof), be and is hereby authorised to do all acts and take all such steps as may be necessary, proper or expedient to give effect to this resolution."

As Special Resolution(s)

5. **Private Placement of Non-Convertible Debentures**
   "RESOLVED THAT pursuant to the provisions of Sections 42,71 and other applicable provisions, if any, of the Companies Act, 2013 (the Act) read with Companies (Prospectus and Allotment of Securities) Rules, 2014, the Companies (Share Capital and Debenture Rules), 2014, (including any statutory modification(s) or re-enactment thereof, for the time being in force), Securities and Exchange Board of India (Issue and Listing of Debt Securities) Regulations, 2008, Securities and Exchange Board of India (Listing Obligations and Disclosure Requirements) Regulations, 2015 as amended from time to time and any other applicable laws, rules and regulations and subject to the provisions of the Memorandum and Articles of Association of the Company, the consent of the Company be and is hereby accorded to the Board of Directors of the Company (hereinafter referred to as "The Board" which term shall be deemed to include any Committee of Directors thereof), to create, offer, issue and allot Non-convertible Debentures upto a limit of ₹ 500 Crores (Rupees Five Hundred Crores only), (hereinafter referred to as the "NCDs"), on a private placement basis, to eligible investor(s), in one or more tranches of series, during the period of one year from the date of passing of this Resolution, subject to the overall borrowing limits of the Company, as approved by the Members and other applicable requirements, from time to time)."

   "RESOLVED FURTHER THAT the Board be and is hereby authorized to determine the terms and conditions of issue of NCDs including but not limited to the number of NCDs to be offered/issued in each tranche, face value, issue price including premium, if any, tenor interest rate, security for the NCDs and to settle any questions, difficulties etc, that may arise in this regard without requiring to secure any further consent or approval of the Members of the Company"

   "RESOLVED FURTHER THAT for the purpose of giving effect to the above, the Board be and is hereby authorized to do all such acts, deeds, matters and things as may be deemed necessary and expedient including delegation of all or any of the above powers to any person(s) on behalf of the Company."

As Ordinary Resolution(s)

6. **Re-classification from Promoters/members of Promoters Group category to Public category of the Company:**
   "RESOLVED THAT pursuant to Regulation 31A and all other applicable provisions of the Securities and Exchange Board of India (Listing Obligations and Disclosure Requirements) Regulations, 2015 (including any amendments made thereto) (hereinafter referred to as "Listing Regulations") and other applicable laws, and subject to approvals from the Stock Exchanges and other appropriate statutory authorities, as may be necessary, the consent of the shareholders of the Company be and is hereby accorded for re-classification of Mr. Ramapati Singhania currently forming part of the Promoter Group of the Company and presently holding 5,49,662 Equity shares of the Company constituting 0.71% of the paid up capital of the Company from 'Promoter Group' category to 'Public' category."

   "RESOLVED FURTHER THAT the Board of Directors or Committee of Directors be and is hereby authorized to do all acts, deeds, matters and things and to take such steps expedient or desirable to give effect to this resolution."

   "RESOLVED FURTHER THAT the Board of Directors of the Company or any Director or the Company Secretary as may be authorized by the Board do submit necessary application for reclassification with the BSE Limited (BSE) and National Stock Exchange of India Limited (NSE) (the "Stock Exchanges"), wherein securities of the Company are listed or SEBI or any other regulatory body as may be required and to take such steps as may be considered necessary or expedient or desirable to give effect to this resolution and matters incidental, consequential and connected therewith ."

   "RESOLVED FURTHER THAT upon receipt of approval from the Stock Exchanges on application made by the Company for such reclassification, the Company shall give effect such reclassification in the shareholding pattern from the immediate succeeding quarter to be filed under Regulation 31 of Listing Regulations and to ensure compliance with Securities and Exchange Board of India (Substantial Acquisition of Shares and Takeovers) Regulations, 2011, Securities and Exchange Board of India (Prohibition of Insider Trading) Regulations, 2015 and other applicable laws."

7. **Re-classification from Promoters/members of Promoters Group category to Public category of the Company:**
   "RESOLVED THAT pursuant to Regulation 31A and all other applicable provisions of the Securities and Exchange Board of India (Listing Obligations and Disclosure Requirements) Regulations, 2015 (including any amendments made thereto) (hereinafter referred to as "Listing Regulations") and other applicable laws, and subject to approvals from the Stock Exchanges and other appropriate statutory authorities, as may be necessary, the consent of the shareholders of the Company be and is hereby accorded for re-classification of following persons/Company, currently forming part of the Promoter Group of the Company and presently holding Equity shares of the Company as given hereunder from 'Promoter Group' category to 'Public' category:-

Name of Person/Entity	No of Equity Shares	% of total Equity capital
Mr. Abhishek Singhania	40,08,994	5.19%
Mrs. Manorama Devi Singhania	5,31,465	0.69%
M/s. J. K. Traders Ltd.	1,81,254	0.23%"

   "RESOLVED FURTHER THAT the Board of Directors or Committee of Directors be and is hereby authorized to do all acts, deeds, matters and things and to take such steps expedient or desirable to give effect to this resolution."

   "RESOLVED FURTHER THAT the Board of Directors of the Company or any Director or the Company Secretary as may be authorised by the Board do submit necessary application for reclassification with the BSE Limited (BSE) and National Stock Exchange of India Limited (NSE) (the "Stock Exchanges"), wherein securities of the Company are listed or SEBI or any other regulatory body as may be required and to take such steps as may be considered necessary or expedient or desirable to give effect to this resolution and matters incidental, consequential and connected therewith ."

"RESOLVED FURTHER THAT upon receipt of approval from the Stock Exchanges on application made by the Company for such reclassification, the Company shall give effect such reclassification in the shareholding pattern from the immediate succeeding quarter to be filed under Regulation 31 of Listing Regulations and to ensure compliance with Securities and Exchange Board of India (Substantial Acquisition of Shares and Takeovers) Regulations, 2011, Securities and Exchange Board of India (Prohibition of Insider Trading) Regulations, 2015 and other applicable laws ."

8. **Appointment of Mr. Nidhipati Singhania (DIN: 00171211) as a Director.**
"RESOLVED THAT Mr. Nidhipati Singhania (DIN:00171211), who was appointed as an Additional Director of the Company by the Board of Directors with effect from 28.05.2021 in terms of Section 161 (1) of the Companies Act, 2013 read with Companies (Appointment and Qualification of Directors) Rules, 2014 and Article 96(1) of the Articles of Association of the Company and whose term of office expires at the Annual General Meeting and in respect of whom the Company has received a notice in writing from a member proposing his candidature for the office of Director be and is hereby appointed as Director of the Company."

"RESOLVED FURTHER THAT pursuant to the provisions of Sections 149, 152 and other applicable provisions, if any, of the Companies Act, 2013 ("the Act") (including any statutory modification(s) or re-enactment(s) thereof, for the time being in force) and the Companies (Appointment and Qualification of Directors) Rules, 2014, as amended from time to time, and pursuant to the recommendation of the Nomination & Remuneration Committee and the Board of Directors, Mr. Nidhipati Singhania (DIN: 00171211), who holds office of Additional Director up to 14.08.2021 be and is hereby appointed as a Director of the Company, liable to retire by rotation."

"RESOLVED FURTHER THAT the Board of Directors of the Company (including its Committee thereof) and/or Company Secretary of the Company, be and are hereby authorised to do all such acts, deeds, matters and things as may be considered necessary, desirable or expedient to give effect to this resolution."

9. **Appointment of Mr. Ajay Narayan Jha (DIN: 02270071) as a Director.**
"RESOLVED THAT Mr. Ajay Narayan Jha (DIN: 02270071), who was appointed as an Additional Director of the Company by the Board of Directors with effect from 28.05.2021 in terms of Section 161 (1) of the Companies Act, 2013 read with Companies (Appointment and Qualification of Directors) Rules, 2014 and Article 96(1) of the Articles of Association of the Company and whose term of office expires at the Annual General Meeting and in respect of whom the Company has received a notice in writing from a member proposing his candidature for the office of Director be and is hereby appointed as Director of the Company."

"RESOLVED FURTHER THAT pursuant to the provisions of Sections 149, 152 and other applicable provisions, if any, of the Companies Act, 2013 ("the Act") read with Schedule IV to the Act (including any statutory modification(s) or re-enactment(s) thereof, for the time being in force) and the Companies (Appointment and Qualification of Directors) Rules, 2014, as amended from time to time Mr. Ajay Narayan Jha (DIN: 02270071), meets the criteria for independence as provided under Section 149(6) of the Act and Regulation 16(1)(b) of the Securities Exchange Board of India (Listing Obligation and Disclosure Requirements) Regulations, 2015 be and is hereby appointed as an Independent Director of the Company from this meeting till the 32nd Annual General Meeting of the Company."

"RESOLVED FURTHER THAT the Board of Directors of the Company (including its committee thereof) and/or Company Secretary of the Company, be and are hereby authorised to do all such acts, deeds, matters and things as may be considered necessary, desirable or expedient to give effect to this resolution."

10. **Alteration of Articles of Association of the Company:**
"RESOLVED THAT pursuant to the provisions of Section 14 and all other applicable provisions of the Companies Act, 2013 read with Companies (Incorporation) Rules, 2014 (including any statutory modification(s) or re-enactment thereof, for the time being in force) and subject to approvals, permissions and sanctions from the appropriate authority, if any, the Articles of Association of the Company be and are hereby altered in the manner set out herein below:

The existing Article Nos. 91, 101 and 108 are substituted with the new Articles as under and existing Article No. 91, 101 and 108 shall be deleted from the Articles of Association of the Company:-

91. (1) Dr. Raghavpat Singhania shall be a Director not liable to retire by rotation;

(2) Mr. Madhavkrishna Singhania shall be a Director not liable to retire by rotation;

(3) The Board shall have the power to determine the Directors whose period of office is or is not liable to determination by retirement of Directors by rotation.

. 101. (1) Subject to the provisions of the Act and these Articles the Board shall have power to appoint from time to time any of its member as the Managing Director and/or Managing Directors and/or Joint Managing Director(s) and/or Deputy Managing Director(s) or Whole Time Directors of the Company upon such terms and conditions as the Board shall think fit.

(2) The Managing Director and/or Managing Directors and/or Joint Managing Director(s) and/or Deputy Managing Director(s) or Whole Time Directors shall not while he continues to hold that office be subject to retirement by rotation in accordance with Article 90. If he ceases to hold the Office of Director, he shall ipso facto and immediately ceased to be Managing Director and/or Managing Directors and/or Joint Managing Director(s) and/or Deputy Managing Director(s) or Whole Time Directors.

(3) Subject to the provisions of the Act in particular to the prohibitions and restrictions contained in the Act and Rules made thereunder, the Board may from time to time entrust to and confer upon Managing Director and/or Managing Directors and/or Joint Managing Director(s) and/or Deputy Managing Director(s) or Whole Time Directors for the time being such of the powers exercisable under these presents by the Board as it may deem fit and may confer such powers for such time and to be exercised for such objects and purposes and upon such terms and conditions and with such restrictions as it thinks fit; and the Board may confer such powers either collaterally with or to the exclusion of and in substitution for all or any of the powers of the Board in that behalf and may from time to time revoke, withdraw, alter or vary all or any of such powers.

108. (1) The Board of Directors may elect a Chairperson/Chairman of the Board/ Company who shall preside over all the meetings of the Board. The Board of Directors may also appoint a Vice Chairman who shall in absence of Chairperson/Chairman of the Board shall preside over the Meetings of the Board.

(2) If no such Chairperson/Chairman/Vice Chairman is elected, or if at any Meeting the Chairperson/Chairman/Vice Chairman is not present within fifteen minutes after the time appointed for holding the Meeting, the Directors present may choose one of their member to preside over the Meeting."

"RESOLVED FURTHER THAT the Board of Directors/Committee of Directors be and is hereby authorised to take all the requisite, incidental, consequential steps to implement the above resolution and to perform all such acts, deeds, matters and things as it may, in its absolute discretion, deem necessary, any question, query, or doubt that may arise in this regard, and to execute/ publish all such notices, deeds, agreements, papers and writings as may be necessary and required for giving effect to this resolution."

BY ORDER OF THE BOARD

Shambhu Singh
Vice President (Legal) & Company Secretary
Membership No. FCS 5836

Place : Kanpur
Dated : 12.6.2021

NOTES

1. The relative Statement (Explanatory Statement) pursuant to Section 102(1) of the Companies Act, 2013 with respect to the Special Business set out in the Notice is annexed.

2. The Members can join the AGM in the VC/OAVM mode 15 minutes before and at any time after the scheduled time of the commencement of the Meeting by following the procedure mentioned in the Notice. The facility of participation at the AGM through VC/OAVM will be made available for 1000 members on first come first served basis. This will not include large Shareholders (Shareholders holding 2% or more shareholding), Promoters, Institutional Investors, Directors, Key Managerial Personnel, the Chairmen of the Audit Committee, Nomination and Remuneration Committee and Stakeholders' Relationship Committee, Auditors, who are allowed to attend the AGM without restriction on account of first come first served basis.

3. Pursuant to the Circular No. 14/2020 dated April 08, the facility to appoint proxy to attend and cast vote for the members is not available for this AGM. However, in pursuance of Section 112 and Section 113 of the Companies Act, 2013 ("the Act"), representatives of the members such as the President of India or the Governor of a State or body corporate can attend the AGM through VC/OAVM and cast their votes through e-voting.

4. In line with the MCA Circular No. 17/2020 dated April 13, 2020, the Notice calling the AGM has been uploaded on the website of the Company at www.jkcement.com. The Notice can also be accessed from the websites of the Stock Exchanges i.e. BSE Limited and National Stock Exchange of India Limited at www.bseindia.com and www.nseindia.com respectively and the AGM Notice is also available on the website of CDSL (agency for providing the Remote Voting facility) i.e. www.evotingindia.com

5. In case of joint holders attending the Meeting, only such joint holder who is higher in the order of names will be entitled to vote.

6. Participation of members through VC will be reckoned for the purpose of quorum for the AGM as per section 103 of the Companies Act, 2013 ("the Act")

7. The Dividend as recommended by the Board of Directors and approved by the members shall be paid to those members, whose names shall appear on the Company's Register of members on 7 August 2021 in respect of Shares in elerctronic form, the dividend will be payable on the basis of beneficial ownership as per details to be furnished by National Securities Depository Ltd. (NSDL) and Central Depository Services India Ltd. (CDSL).

8. Pursuant to Regulation 36 of the SEBI (Listing Obligations and Disclosure Requirements) Regulations, 2015, in respect of the Directors seeking re-appointment/ Appointment at the AGM, is furnished as annexure to the Notice. The Director has furnished consent/declaration for their appointment/re-appointment as required under the Companies Act, 2013 and the Rules framed there under.

9. AGM will be held through VC in accordance with the Circulars, the route map and attendance slip are not attached to this Notice.

10. Pursuant to section 91 of the Companies Act 2013 read with Companies (Management & Administration) Rules 2014 and Regulation 42 of the SEBI (LODR) Regulations 2015, the Register of Members and Share Transfer Books of the Company shall remain closed from Thursday 5 August 2021 to Saturday the 14 August 2021 (both days inclusive)

11. Members are requested to intimate change, if any, in their address (with PIN Code), E-mail ID, nominations, bank details, mandate instructions, National Electronic Clearing Service ("NECS") mandates, etc. under the signature of the registered holder(s) at any of our e-mail address viz. (a) shambhu.singh@jkcement.com, (b) rc.srivastava@jkcement.com, (c) investorservices@jaykayenterprises.com, (d) jkshr@jkcement.com (e) prabhat.mishra@jaykayenterprises.com

12. Queries, if any, on the Annual Report and operations of the Company, may please be sent at shambhu.singh@jkcement.com at least seven days prior to the date of the AGM. The member must mention his name demat account number/folio number, email id, mobile number with the query; so that relevant query may be replied by the Company suitably at the meeting.

13. Notice of the AGM and the Annual Report for the Financial Year 2020-21 are being sent electronically to the Members whose E-mail IDs are registered with the Depository Participant(s) and / or RTA. It would also be uploaded on the website of Company www.jkcement.com.Any member, who has not registered his Email id, may register his / her Email ID with RTA for getting registered and may also request for a copy Annual Report electronically.

14. As per SEBI directives securities of listed companies can be transferred only in dematerialised form with effect from 1 April 2019. Members, holding shares in physical forms, are advised to dematerialise their shares.

15. The statutory registers including Register of Directors , Key Managerial Personnel, the Register of Contracts under the Companies Act, 2013 and all other documents referred to in the Notice will be available for inspection in electronic mode. Members can inspect the same by sending an email to shambhu.singh@jkcement.com

16. The Company has appointed M/s. Reena Jakhodia & Associates (Prop. Ms. R. Jakhodia) of Kanpur, Practicing Company Secretaries (C.P No. 6083) as the Scrutiniser for conducting the e-voting process in fair and transparent manner. The Scrutiniser, after scrutinising the votes cast, shall submit her Report to the Company Secretary of the company.

17. The results declared, along with the report of the Scrutiniser, shall be placed on the website of the Company www.jkcement.com immediately after the declaration of result by such Director/ Company Secretary and the results shall also be communicated to the Stock Exchanges.

18. Pursuant to the provisions of Section 124 of the Act, Investor Education and Protection Fund Authority (Accounting, Audit, Transfer and Refund) Rules, 2016 read with the relevant circulars and amendments thereto ('IEPF Rules'), the amount of dividend remaining unpaid or unclaimed for a period of seven years from the due date is required to be transferred to the Investor Education and Protection Fund (IEPF), constituted by the Central Government. The Company had, accordingly, transferred ₹ 7,03,326/- being the unpaid and unclaimed dividend amount pertaining to Dividend for the Financial Year 2013-14 to the IEPF.

    The Company has been sending reminders to those members having unpaid/ unclaimed dividends before transfer of such dividend(s) to IEPF. Details of the unpaid/ unclaimed dividend are also uploaded as per the requirements, on the Company's website www.jkcement.com. Members, who have not encashed their dividend pertaining to Dividend for the Financial Year 2014-15, are advised to write to the Company immediately claiming dividends declared by the Company .

19. Pursuant to the provisions of IEPF Rules, all shares in respect of which dividend has not been paid or claimed for seven consecutive years has to be transferred by the Company to the designated Demat Account of the IEPF Authority ('IEPF Account') within a period of thirty days of such shares becoming due to be transferred to the IEPF Account. Accordingly, the Company had transferred 27,560 equity shares of ₹ 10 each to the IEPF Account on which the dividends remained unpaid or unclaimed for seven consecutive years with reference to the due date 31 March 2021 after following the prescribed procedure.

20. Further, all the shareholders who have not claimed/ encashed their dividends in the last seven consecutive years from 2014-15 are requested to claim the same by 5.8.2021. In case valid claim is not received by that date, the Company will proceed to transfer the respective shares to the IEPF Account in terms of the IEPF Rules. In this regard, the Company has individually informed the shareholders concerned and also published notice in the newspapers as per the IEPF Rules. The details of such shareholders and shares due for transfer are uploaded on the "Investors Section" of the website of the Company viz. www.jkcement.com. Members are requested to convert their share(s) lying in physical form to the Demat form as effective from 1.4.2019 as per law the Company and/or RTA are not permitted to give effect to transfer of shares held in physical mode. For any help the shareholders may contact the Vice President (Legal) and Company Secretary at mail id. shambhu.singh@jkcement.com.

21. In compliance with provisions of section 108 of the Companies Act, 2013, Rule 20 of the Companies (Management and Administration) Rules, 2014 as amended by the Companies (Management and Administration) Amendment Rules, 2015 and Regulation 44 of SEBI (LODR), Regulations, 2015, the Company is pleased to provide members the facility to exercise their right to vote on resolutions proposed to be considered at the Annual General Meeting (AGM) by electronic means and the business may be transacted through e-Voting Services. The facility of casting the votes by the members using an electronic voting system from a place other than venue of the AGM ("remote e-voting") will be provided by "Central Depository Services India Ltd."

22. The Annual Report of the Company shall be dispatched through email to the Persons, whose names are recorded in the Register of Members on or before 16.7.21, maintained by RTA.

23. The remote e-Voting period commences on Wednesday 11 August 2021 at 10 A.M. and will end on Friday 13 August 2021 at 5 P.M. No remote e-Voting shall be allowed beyond the aforesaid date and time and remote e-Voting module shall be disabled by CDSL upon expiry of aforesaid period. Only the members whose names are borne in the register of members as on 7 August 2021 shall be allowed to cast their votes by remote e-Voting. Once the vote on a resolution is cast by the

member, the member shall not be allowed to change it subsequently.

24. Members are required to cast their votes by Remote e -voting only during voting period. However, they may attend the AGM through VC/OAVM but shall not be entitled to cast their votes again at Annual General Meeting.

25. **Voting-**

A. The instructions for shareholders voting electronically are as under:

a. The voting period begins on the Wednesday 11 August 2021 at 10 A.M. and will end on Friday 13 August 2021 at 5 P.M. During this period shareholders' of the Company, holding shares either in physical form or in dematerialised form, as on the cut-off date 7 August 2021 i.e. Record Date may cast their vote electronically. The e-voting module shall be disabled by CDSL for voting thereafter.

b. Shareholders who have already voted prior to the meeting date would not be entitled to vote at the meeting venue.

c. Pursuant to **SEBI Circular No. SEBI/HO/CFD/CMD/CIR/P/2020/242 dated 9.12.2020**, under Regulation 44 of Securities and Exchange Board of India (Listing Obligations and Disclosure Requirements) Regulations, 2015, listed entities are required to provide remote e-voting facility to its shareholders, in respect of all shareholders' resolutions. However, it has been observed that the participation by the public non-institutional shareholders/retail shareholders is at a negligible level.

Currently, there are multiple e-voting service providers (ESPs) providing e-voting facility to listed entities in India. This necessitates registration on various ESPs and maintenance of multiple user IDs and passwords by the shareholders.

In order to increase the efficiency of the voting process, pursuant to a public consultation, it has been decided to enable e-voting to all the demat account holders, by way of a single login credential, through their demat accounts/ websites of Depositories/ Depository Participants. Demat account holders would be able to cast their vote without having to register again with the ESPs, thereby, not only facilitating seamless authentication but also enhancing ease and convenience of participating in e-voting process.

(ii) In terms of SEBI circular **no. SEBI/HO/CFD/CMD/CIR/P/2020/242** dated December 9, 2020 on e-Voting facility provided by Listed Companies, Individual shareholders holding securities in demat mode are allowed to vote through their demat account maintained with Depositories and Depository Participants. Shareholders are advised to update their mobile number and email Id in their demat accounts in order to access e-Voting facility.

Pursuant to abovesaid SEBI Circular, Login method for e-Voting and joining virtual meetings f**or Individual shareholders holding securities in Demat mode CDSL/NSDL** is given below:

Type of shareholders	Login Method
Individual Shareholders holding securities in Demat mode with **CDSL**	1) Users who have opted for CDSL Easi / Easiest facility, can login through their existing user id and password. Option will be made available to reach e-Voting page without any further authentication. The URL for users to login to Easi / Easiest are https://web.cdslindia.com/myeasi/home/login or visit www.cdslindia.com and click on Login icon and select New System Myeasi. 2) After successful login the Easi / Easiest user will be able to see the e-Voting option for eligible companies where the evoting is in progress as per the information provided by company. On clicking the evoting option, the user will be able to see e-Voting page of the e-Voting service provider for casting your vote during the remote e-Voting period or joining virtual meeting & voting during the meeting. Additionally, there is also links provided to access the system of all e-Voting Service Providers i.e. CDSL/NSDL/KARVY/LINKINTIME, so that the user can visit the e-Voting service providers' website directly. 3) If the user is not registered for Easi/Easiest, option to register is available at https://web.cdslindia.com/myeasi/Registration/EasiRegistration 4) Alternatively, the user can directly access e-Voting page by providing Demat Account Number and PAN No. from a e-Voting link available on www.cdslindia.com home page or click on https://evoting.cdslindia.com/Evoting/EvotingLogin The system will authenticate the user by sending OTP on registered Mobile & Email as recorded in the Demat Account. After successful authentication, user will be able to see the e-Voting option where the evoting is in progress and also able to directly access the system of all e-Voting Service Providers.
Individual Shareholders holding securities in demat mode with **NSDL**	1) If you are already registered for NSDL IDeAS facility, please visit the e-Services website of NSDL. Open web browser by typing the following URL: https://eservices.nsdl.com either on a Personal Computer or on a mobile. Once the home page of e-Services is launched, click on the "Beneficial Owner" icon under "Login" which is available under 'IDeAS' section. A new screen will open. You will have to enter your User ID and Password. After successful authentication, you will be able to see e-Voting services. Click on "Access to e-Voting" under e-Voting services and you will be able to see e-Voting page. Click on company name or e-Voting service provider name and you will be re-directed to e-Voting service provider website for casting your vote during the remote e-Voting period or joining virtual meeting & voting during the meeting. 2) If the user is not registered for IDeAS e-Services, option to register is available at https://eservices.nsdl.com. Select "Register Online for IDeAS "Portal or click at https://eservices.nsdl.com/SecureWeb/IdeasDirectReg.jsp
	3) Visit the e-Voting website of NSDL. Open web browser by typing the following URL: https://www.evoting.nsdl.com/ either on a Personal Computer or on a mobile. Once the home page of e-Voting system is launched, click on the icon "Login" which is available under 'Shareholder/Member' section. A new screen will open. You will have to enter your User ID (i.e. your sixteen digit demat account number hold with NSDL), Password/OTP and a Verification Code as shown on the screen. After successful authentication, you will be redirected to NSDL Depository site wherein you can see e-Voting page. Click on company name or e-Voting service provider name and you will be redirected to e-Voting service provider website for casting your vote during the remote e-Voting period or joining virtual meeting & voting during the meeting
Individual Shareholders (holding securities in demat mode) login through their Depository Participants	You can also login using the login credentials of your demat account through your Depository Participant registered with NSDL/CDSL for e-Voting facility. After Successful login, you will be able to see e-Voting option. Once you click on e-Voting option, you will be redirected to NSDL/CDSL Depository site after successful authentication, wherein you can see e-Voting feature. Click on company name or e-Voting service provider name and you will be redirected to e-Voting service provider website for casting your vote during the remote e-Voting period or joining virtual meeting & voting during the meeting.

Important note: Members who are unable to retrieve User ID/ Password are advised to use Forget User ID and Forget Password option available at abovementioned website.

Helpdesk for Individual Shareholders holding securities in demat mode for any technical issues related to login through Depository i.e. CDSL and NSDL

Login type	Helpdesk details
Individual Shareholders holding securities in Demat mode with **CDSL**	Members facing any technical issue in login can contact CDSL helpdesk by sending a request at helpdesk.evoting@cdslindia.comor contact at 022- 23058738 and 22-23058542-43.
Individual Shareholders holding securities in Demat mode with **NSDL**	Members facing any technical issue in login can contact NSDL helpdesk by sending a request at evoting@nsdl.co.in or call at toll free no.: 1800 1020 990 and 1800 22 44 30

(iii) Login method for e-Voting and joining virtual meetings for Physical shareholders and shareholders other than individual holding in Demat form.

1) The shareholders should log on to the e-voting website www.evotingindia.com.

2) Click on "Shareholders" module.

3) Now enter your User ID

a. For CDSL: 16 digits beneficiary ID,

b. For NSDL: 8 Character DP ID followed by 8 Digits Client ID,

c. Shareholders holding shares in Physical Form should enter Folio Number registered with the Company.

4) Next enter the Image Verification as displayed and Click on Login.

5) If you are holding shares in demat form and had logged on to www.evotingindia.com and voted on an earlier e-voting of any company, then your existing password is to be used.

6) If you are a first-time user follow the steps given below:

	For Physical shareholders and other than individual shareholders holding shares in Demat.
PAN	Enter your 10 digit alpha-numeric *PAN issued by Income Tax Department (Applicable for both demat shareholders as well as physical shareholders) • Shareholders who have not updated their PAN with the Company/Depository Participant are requested to use the sequence number sent by Company/RTA or contact Company/RTA.
Dividend Bank Details OR Date of Birth (DOB)	Enter the Dividend Bank Details or Date of Birth (in dd/mm/yyyy format) as recorded in your demat account or in the company records in order to login. • If both the details are not recorded with the depository or company, please enter the member id / folio number in the Dividend Bank details field.

(iv) After entering these details appropriately, click on "SUBMIT" tab.

(v) Shareholders holding shares in physical form will then directly reach the Company selection screen. However, shareholders holding shares in demat form will now reach 'Password Creation' menu wherein they are required to mandatorily enter their login password in the new password field. Kindly note that this password is to be also used by the demat holders for voting for resolutions of any other company on which they are eligible to vote, provided that company opts for e-voting through CDSL platform. It is strongly recommended not to share your password with any other person and take utmost care to keep your password confidential.

(vi) For shareholders holding shares in physical form, the details can be used only for e-voting on the resolutions contained in this Notice.

(vii) Click on the EVSN for the relevant <Company Name> on which you choose to vote.

(viii) On the voting page, you will see "RESOLUTION DESCRIPTION" and against the same the option "YES/NO" for voting. Select the option YES or NO as desired. The option YES implies that you assent to the Resolution and option NO implies that you dissent to the Resolution.

(ix) Click on the "RESOLUTIONS FILE LINK" if you wish to view the entire Resolution details.

(x) After selecting the resolution, you have decided to vote on, click on "SUBMIT". A confirmation box will be displayed. If you wish to confirm your vote, click on "OK", else to change your vote, click on "CANCEL" and accordingly modify your vote.

(xi) Once you "CONFIRM" your vote on the resolution, you will not be allowed to modify your vote.

(xii) You can also take a print of the votes cast by clicking on "Click here to print" option on the Voting page.

(xiii) If a demat account holder has forgotten the login password then Enter the User ID and the image verification code and click on Forgot Password & enter the details as prompted by the system.

(xiv) **Additional Facility for Non – Individual Shareholders and Custodians –For Remote Voting only**.

- Non-Individual shareholders (i.e. other than Individuals, HUF, NRI etc.) and Custodians are required to log on to www.evotingindia.com and register themselves in the "Corporates" module.
- A scanned copy of the Registration Form bearing the stamp and sign of the entity should be emailed to helpdesk.evoting@cdslindia.com.
- After receiving the login details a Compliance User should be created using the admin login and password. The Compliance User would be able to link the account(s) for which they wish to vote on.
- The list of accounts linked in the login should be mailed to helpdesk.evoting@cdslindia.com and on approval of the accounts they would be able to cast their vote.
- A scanned copy of the Board Resolution and Power of Attorney (POA) which they have issued in favour of the Custodian, if any, should be uploaded in PDF format in the system for the scrutiniser to verify the same.
- Alternatively Non Individual shareholders are required to send the relevant Board Resolution/ Authority letter etc. together with attested specimen signature of the duly authorised signatory who are authorised to vote, to the Scrutiniser viz. rjkanpur@gmail.com and to the Company at the email address viz; shambhu.singh@jkcement.com (designated email address by company) , if they have voted from individual tab and not uploaded same in the CDSL e-voting system for the scrutiniser to verify the same.
  - If you have any queries or issues regarding attending AGM & e-Voting from the CDSL e-Voting System, you can write an email to helpdesk.evoting@cdslindia.com or contact at 022- 23058738 and 022-23058542/43.
  - All grievances connected with the facility for voting by electronic means may be addressed to Mr. Rakesh Dalvi, Sr. Manager, (CDSL,) Central Depository Services (India) Limited, A Wing, 25th Floor, Marathon Futurex, Mafatlal Mill Compounds, N M Joshi Marg, Lower Parel (East), Mumbai-400013 or send an email to helpdesk.evoting@cdslindia.com or call on 022-23058542/43.

PROCESS FOR THOSE SHAREHOLDERS WHOSE EMAIL/MOBILE NO. ARE NOT REGISTERED WITH THE COMPANY/DEPOSITORIES.

1. For Physical shareholders – please provide necessary details like Folio No., Name of shareholder, scanned copy of the share certificate (front and back), PAN (self attested scanned copy of PAN card), AADHAR (self attested scanned copy of Aadhar Card) by email to **Company/RTA email id**.

2. For Demat shareholders – Please update your email id & mobile no. with your respective Depository Participant (DP)

3. For Individual Demat shareholders – Please update your email id & mobile no. with your respective Depository Participant (DP) which is mandatory while e-Voting & joining virtual meetings through Depository.

INSTRUCTIONS FOR SHAREHOLDERS ATTENDING THE AGM/EGM THROUGH VC/OAVM & E-VOTING DURING MEETING ARE AS UNDER:

1. The procedure for attending meeting & e-Voting on the day of the AGM/ EGM is same as the instructions mentioned above for e-voting.

2. The link for VC/OAVM to attend meeting will be available where the EVSN of Company will be displayed after successful login as per the instructions mentioned above for e-voting.

3. Shareholders who have voted through Remote e-Voting will be eligible to attend the meeting. However, they will not be eligible to vote at the AGM/ EGM.

4. Shareholders are encouraged to join the Meeting through Laptops / IPads for better experience.

5. Further shareholders will be required to allow Camera and use Internet with a good speed to avoid any disturbance during the meeting.

6. Please note that Participants Connecting from Mobile Devices or Tablets or through Laptop connecting via Mobile Hotspot may experience Audio/Video loss due to Fluctuation in their respective network. It is therefore recommended to use Stable Wi-Fi or LAN Connection to mitigate any kind of aforesaid glitches.

7. Shareholders who would like to express their views/ ask questions during the meeting may register themselves as a speaker by sending their request in advance atleast 7 days prior to meeting mentioning their name, demat account number/folio number, email id, mobile number at shambhu.singh@jkcement.com. The shareholders who do not wish to speak during the AGM but have queries may send their queries in advance 7 days prior to meeting mentioning their name, demat account number/ folio number, email id, mobile number at shambhu.singh@jkcement.com.These queries will be replied to by the company suitably by email.

8. Those shareholders who have registered themselves as a speaker will only be allowed to express their views/ask questions during the meeting.

9. Only those shareholders, who are present in the AGM through VC/OAVM facility and have not casted their vote on the Resolutions through remote e-Voting and are otherwise not barred from doing so, shall be eligible to vote through e-Voting system available during the AGM.

10. If any Votes are cast by the shareholders through the e-voting available during the AGM and if the same shareholders have not participated in the meeting through VC/OAVM facility , then the votes cast by such shareholders shall be considered invalid as the facility of e-voting during the meeting is available only to the shareholders attending the meeting.

EXPLANATORY STATEMENT PURSUANT TO SECTION 102 OF THE COMPANIES ACT, 2013:

ITEM NO. 4

Pursuant to provisions of section 148 and other applicable provisions, if any, of the Companies Act, 2013 read with Companies (Audit and Auditors) Rules, 2014, the remuneration of ₹ 6,30,000 plus service tax as applicable and reimbursement of actual travel and out of pocket expenses for the Financial year ending on 31 March 2022 as approved by the Board of Directors of the Company in its meeting held on 12.6.2021, to be paid to M/s. K.G. Goyal & Company, Cost Accountant, for conducting cost Audit of the Company's Cement manufacturing units viz. J.K. Cement Works, Nimbahera, J.K.Cement Works, Mangrol, J.K. Cement Works, Gotan, J.K.White Cement Works, Gotan all situated in the State of Rajasthan, J.K. Cement Works, Jharli, situated in the State of Haryana, J.K. Cement Works, Muddapur, situated in the State of Karnataka, J. K. Cement Works, Aligarh, situated in the State of Uttar Pradesh, J.K. Cement Works, Balasinore, situated in the State of Gujarat, require to be ratified and confirmed by the shareholders.

None of the Directors, Key Managerial personnel of the Company are in any way concerned in aforementioned resolution.

The Board recommends the Ordinary Resolution set forth at item No. 4 for the approval of the Members.

ITEM NO. 5

In terms of the provisions of Section 42 read with Rule 14 of the Companies (Prospectus and Allotment of Securities) Rules, 2014, a Company offering or making an invitation to subscribe to Non Convertible Debentures ("NCDs") on a private placement basis, is required to obtain the prior approval of the Shareholders by way of a Special Resolution, which can be obtained once in a year for all the offers and invitations for such NCDs during the year. NCDs, including Commercial Paper issued on private placement basis are a significant source of borrowings for the Company.

The approval of the Members is being sought by way of a Special Resolution under Section 42 and other applicable provisions, if any, of the Act read with the Rules framed there under to enable the Company to offer or invite subscriptions for NCDs on a private placement basis, in one or more tranches, during the period of one year from the date of passing of this resolution by the Members/ Shareholders within the overall borrowing limits of the Company, as approved by the Members from time to time, with authority to the Board to determine the terms and conditions, including the issue price of the NCDs.

The Directors recommend the Resolution at Item No. 5 of the accompanying Notice, for the approval of the Members of the Company.

None of the Directors of the Company or their relatives or Key Managerial Personnel of the Company or their relatives, are concerned or interested in the passing of the resolutions at item No.5 except to the extent of NCDs that may be subscribed by them, their relatives or companies/firms in which they are interested.

ITEM NO. 6

In terms of Regulation 31A of the SEBI (Listing Obligations and Disclosure Requirements) Regulations, 2015, as amended (hereinafter referred as "Listing Regulations"), the Stock Exchange(s) where the Company's Equity shares are listed may allow reclassification of Promoters as Public shareholders or vice-versa subject to fulfilment of conditions as provided therein.

The Company has received an application from Mr. Ramapati Singhania, belonging to the Promoter Group under Regulation 31A of the Listing Regulations for re-classification of his shareholding under the 'Public' category ("Request"). Mr. Ramapati Singhania has confirmed that he meets the eligibility criteria for reclassification and has also undertaken that he shall comply with the conditions set out in the Listing Regulations upon reclassification as a 'Public' shareholder The request received from Mr. Ramapati Singhania was placed before the Board of Directors at its meeting held on 28 May 2021. Mr. Ramapati Singhania being part of Promoter Group of the Company currently holds 5,49,662 Equity shares constituting 0.71% paid up capital of the Company. Mr. Ramapati Singhania has acquired 5,00,000 equity shares of the Company as per last WILL and Testament of Late Yadupati Singhania, erstwhile Promoter of the Company. He now desires to reclassify his status from Promoter Group category to Public category, as he satisfies the conditions of eligibility of reclassification as laid down under sub-regulation (3) of Regulation 31A of the Listing Regulations and ,therefore, entitled to be reclassified as a "Public" shareholder.

The Board of Directors of the Company at its meeting held on 28 May 2021 considered and analyzed the request for re-classification of Mr. Ramapati Singhania from the 'Promoter Group' category to the 'Public' category

The Board of Directors of the Company after considering the representation made by Mr. Ramapati Singhania is of the view that upon re-classification to the 'Public' category, Mr. Ramapati Singhania alongwith his immediate relatives shall not (i) hold more than 10% of the total voting rights in the Company; (ii) exercise control over the affairs of the Company, directly or indirectly; (iii) have any special rights with respect to the listed entity through formal or informal arrangements including through any shareholder agreements. Further, he shall not be represented on the Board of Directors of the Company (including through a nominee director) or act as a key managerial personnel of the Company for a period of at least three years from date on which the stock exchanges approve his re-classification in the 'Public' category and he is not a fugitive economic offender under section 12 of the Fugitive Economic Offenders Act, 2018 or a wilful defaulter as per the guidelines issued by the Reserve Bank of India.

The Company is in compliance with the requirement for minimum public shareholding as required under Regulation 38 of the Listing Regulations. The Company does not have any outstanding dues to the Securities and Exchange Board of India, the Stock exchanges where its Equity shares are listed ("Stock Exchanges") or the depositories. Further, trading in the Equity shares of the Company has not been suspended by the Stock Exchanges.

Regulation 31A of the Listing Regulations requires that in the event the Board of Directors receives an application from a Promoter requesting that a Promoter be reclassified from the category "Promoter and Promoter Group" to the category "Public" shareholders, the Board of Directors need to analyse such request for reclassification and place such proposal before the shareholders in a general meeting for approval along with the views of the Board, therefore, the approval of the shareholders of the Company is being sought by way of intended resolution for such reclassification.

The Board recommends the resolution as above for approval of the Members by way of Ordinary Resolution.

In accordance with the Listing Regulations, Mr. Ramapati Singhania and the persons related to him as defined under clause (b) of sub-regulation (1) of Regulation 31A of the Listing Regulations shall not vote on this resolution.

Except Mr. Nidhipati Singhania, Director who is brother of Mr. Ramapati Singhania, none of the Directors or Key Managerial Personnel of the Company including their relatives has concern or interest, financial or otherwise, in the resolution set out as item no. 6 in this Notice.

ITEM NO. 7

In terms of Regulation 31A of the SEBI (Listing Obligations and Disclosure Requirements) Regulations, 2015, as amended (hereinafter referred as "Listing Regulations"), the Stock Exchange(s) where the Company's Equity shares are listed may allow reclassification of Promoters as Public shareholders or vice-versa subject to fulfilment of conditions as provided therein.

The Company has received request letters on 9 June 2021 from following persons (collectively named as "Promoter Group Members"), belonging to the Promoter Group under Regulation 31A of the Listing Regulations for re-classification of their shareholding under the 'Public' category ("Request"). It was confirmed that they meet the eligibility criteria for reclassification and have also undertaken that they shall comply with the conditions set out in the Listing Regulations upon reclassification as a 'Public' shareholder The Request letters received were placed before the Board of Directors at its meeting held on 12 June 2021. Members of Promoter Group being part of Promoter category of the Company currently holds Equity shares constituting 6.11% paid up capital of the Company as under: -

Name of Person/Entity requested to be re-classified to "Public" category	No of Equity Shares	% of total Equity capital
Mr. Abhishek Singhania	40,08,994	5.19%
Mrs. Manorama Devi Singhania	5,31,465	0.69%
M/s. J. K. Traders Ltd.	1,81,254	0.23%
Total	**47,21,713**	**6.11%**

Promoter Group Members have received most of these shares as per last WILL and Testament of Late Yadupati Singhania, erstwhile Promoter of the Company. They desires to reclassify their status from Promoter Group category to Public category, as they satisfy the conditions of eligibility of reclassification as laid down under sub-regulation (3) of Regulation 31A of the Listing Regulations and ,therefore, entitled to be reclassified as a "Public" shareholder.

The Board of Directors of the Company at its meeting held on 12 June 2021 considered and analyzed the request for re-classification of these Promoter Group Members from the 'Promoter Group' category to the 'Public' category.

The Board of Directors of the Company after considering the representations made by aforesaid members of Promoter Group is of the view that upon re-classification to the 'Public' category, they alongwith their related persons shall not (i) hold more than 10% of the total voting rights in the Company; (ii) exercise control over the affairs of the Company, directly or indirectly; (iii) have any special rights with respect to the listed entity through formal or informal arrangements including through any shareholder agreements. Further, they shall not be represented on the Board of Directors of the Company (including through a nominee director) or act as a key managerial personnel of the Company for a period of at least three years from date on which the stock exchanges approve their re-classification in the 'Public' category and they are not a fugitive economic offender under section 12 of the Fugitive Economic Offenders Act, 2018 or a wilful defaulter per the guidelines issued by the Reserve Bank of India.

The Company is in compliance with the requirement for minimum public shareholding as required under Regulation 38 of the Listing Regulations. The Company does not have any outstanding dues to the Securities

and Exchange Board of India, the Stock exchanges where its Equity shares are listed ("Stock Exchanges") or the depositories. Further, trading in the Equity shares of the Company has not been suspended by the Stock Exchanges.

Regulation 31A of the Listing Regulations requires that in the event the Board of Directors receives an application from a Promoter requesting that a Promoter be reclassified from the category of "Promoter and Promoter Group" to the category of "Public", the Board of Directors need to analyse such request for reclassification and place such proposal before the shareholders in a general meeting for approval along with the views of the Board, therefore, the approval of the shareholders of the Company is being sought by way of intended resolution for such reclassification.

After such re-classification following shall be reckoned as Promoter & Promoter Group of the Company :-

Shareholding of Promoter, Promoter Group and Person Acting in Concert as on 31.03.2021

	Promoters	No of shares	%age
1	M/s. Yadu International Ltd.	31034518	40.16
2	Dr. Raghavpat Singhania	250210	0.32
3	Mr. Madhavkrishna Singhania	250210	0.32
	Total	**31534938**	**40.80**
	Persons Belonging to Promoters' Group		
4	Mrs. Sushila Devi Singhania	3335957	4.32
5	Mr. Nidhipati Singhania	42428	0.05
6	Mrs. Kavita Y. Singhania*	3869650	5.01
7	Mrs. Kalpana Singhania	475263	0.62
8	Mr. Ramapati Singhania*	549662	0.71
9	Dr. Gaur Hari Singhania with Vasantlal D. Mehta & Raghubir Prasad Singhania (Physial Shares)	20	0.00
10	M/s. Yadu Securities Pvt. Ltd. – Since dissolved (Physical Shares)	40	0.00
11	M/s. G. H. Securities Pvt. Ltd. – Since dissolved (Physical Shares)	20	0.00
	Total	**8273040**	**10.71**
	Persons Acting in Concert		
12	Mrs. Pushpa Saraogi	5048	0.01
13	Mr. Anil Kumar Agrawal	3940	0.01
14	Mr. Ajay Kumar Saraogi	3340	0.00
15	Ms. Amrita Saraogi	3000	0.00
16	Mr. Kailash Nath Khandelwal	1000	0.00
17	Mrs. Radha Rani Khandelwal	500	0.00
18	Mr. Satish Kumar Agrawal	40	0.00
19	Mr. Prashant Seth	20	0.00
	Total	**16888**	**0.02**
	Grand Total	**39824866**	**51.53**

* Requests for reclassification of their status from 'Promoter and Promoter Group' category to 'Public' category of shareholders of the Company were also received from Mrs. Kavita Y. Singhania and Mr. Ramapati Singhania on 28th January 2021 and 3rd May, 2021 respectively and for their re-classification process have commenced separately.

The Board recommends the resolution as above for approval of the Members by way of Ordinary Resolution.

In accordance with the Listing Regulations, Mr. Abhishek Singhania, Mrs. Manorama Devi Singhania, M/s. J. K. Traders Ltd. and the persons related to them as defined under clause (b) of sub-regulation (1) of Regulation 31A of the Listing Regulations shall not vote on this resolution.

None of the directors or key managerial personnel of the Company including their relatives has concern or interest, financial or otherwise, in the resolution set out as item No. 7 in this Notice

ITEM NO. 8

The Board of Directors of the Company appointed Mr. Nidhipati Singhania as an Additional Director w.e.f. 28.5.2021 in accordance with the provisions of Section 161 of the Companies Act, 2013 and Article 96 of the Articles of Association of the Company and to hold office upto this Annual General Meeting. In terms of Section 149 and 152 and any other applicable provisions of the Companies Act, 2013, Mr. Nidhipati Singhania is proposed to be appointed as a Non-Executive Non-Independent Director whose office is liable to retire by rotation in the Annual General Meeting. Notice has been received from a member proposing his candidature for the office of Director of the Company. The brief resume of Mr. Nidhipati Singhania pursuant to Regulation 27 of the Listing Regulations is annexed with this notice.

Mr. Nidhipati Singhania, aged 62 years, is grandson of Late Sir Padampat and Lady Anusuiya Singhania, son of Late Shri Gopalkrishna Singhania and Late Smt. Sulochana Devi Singhania. He has received immense experience over the last 38 years across myriad family businesses, known for his people management and problem solving skills, he is determined, meticulous and transparent.

He is Master of Commerce from Kanpur University (1982). Mr. Singhania is currently serving as Chancellor of Sir Padampat Singhania University, Udaipur, Rajasthan - one of the leading private, residential universities of Rajasthan offering Bachalors, Masters and Doctoral programmes. He is also Vice President at J.K. Organisation. As Director of Arr Emm Holdings Pvt. Ltd, he is reviving Indian handlooms and promoting Indian crafts and textiles, working with Kotah, Benaras and Chanderi weavers and master-weavers across the country, and exporting Indian textiles across the globe.

He has held various positions including Director - J K Cotton Ltd, Special Executive, Juggilal Kamlapat Cotton Spg. & Wvg. Mills Co. Ltd., Director, Plastic Products Ltd., Special Executive, J.K Synthetics Ltd. (Divisions : Fibretech Engineers, J K Tyre Cord and J K Acrylics). He is Life Member at the Foundation for Organisational Research and Education (FORE), and Trustee of Shri Dwarika Dheesh Temple Trust, Shri Radhakrishna Temple Trust, J K Charitable Trust, Shri Kamleshwar Ji Mahadeo Temple Trust and Kamla Town Trust. Moreover, he is a Life Time Member at the Uttar Pradesh Cricket Association.

None of the Directors, Key Managerial Personnel of the Company or their relatives [except Mr. Nidhipati Singhania, Dr. Raghavpat Singhania and Mr. Madhavkrishna Singhania] is in any way concerned or interested, financially or otherwise, in the aforementioned resolution.

The Board recommends the Ordinary Resolution set forth in Item No. 8 for approval of the Members.

ITEM NO. 9

The Board of Directors of the Company appointed Mr. Ajay Narayan Jha as an Additional Director w.e.f. 28.5.2021 in accordance with the provisions of Section 161 of the Companies Act, 2013 and Article 96 of the Articles of Association of the Company and to hold office upto this Annual General Meeting. In terms of Section 149 and 152 and any other applicable provisions of the Companies Act, 2013, Mr. Ajay Narayan Jha is proposed to be appointed as a Non-Executive Independent Director whose office is not liable to retire by rotation in the Annual General Meeting. Notice has been received from a member proposing his candidature for the office of Director of the Company. Brief profile of Mr. Ajay Narayan Jha is annexed to this Notice pursuant to Regulation 27 of the Listing Regulations.

Mr. Ajay Narayan Jha, aged 62 years, has superannuated from Indian Administrative Service in 2019 (Manipur Cadre 1982 Batch). He is MA in History with First Class from St. Stephen's College, Delhi University, MA in Economic Policy Management from McGill University, Montreal, Quebec, Canada and M.Phil in Public Administration from Indian Institute of Public Administration, New Delhi.

He held various important positions with Government of India viz. Member, Fifteenth Finance Commission, Finance Secretary, Ministry of Finance, Government of India, Secretary, Ministry of Finance, Department of Expenditure, Secretary, Ministry of Environment, Forest & Climate Change to name a few. Earlier he held important positions with Govt. of Manipur also. Besides he undertook international assignments and has published papers on election and environment.

The Board recommends the Ordinary Resolution set forth in item No. 9 for approval of the Members.

None of the Directors, Key Managerial Personnel of the Company or their relatives [except Mr. Ajay Narayan Jha] is in any way concerned or interested, financially or otherwise, in the aforementioned resolution.

ITEM NO. 10

The existing Article 91 contained in Articles of Association ("AOA") of your Company were framed long back as per need of that time. After the unfortunate demise of Dr. Gaur Hari Singhania and Mr. Yadupati Singhania, Dr. Raghavpat Singhania and Mr. Madhavkrishna Singhania elevated to the office of Managing Director and Deputy Managing Director respectively in terms of succession planning of Late Chairman and Managing Director Mr. Yadupati Singhania for smooth functioning of the Company. Being the Promoters, they are controlling the affairs of the company. Therefore it has been considered necessary that they need not retire by rotation for the sake of stability and continuity of the company. Section 152(6) of the companies Act, 2013 require that authority of AOA is required for a director to be non-rotational director and hence the amendment in AOA is being sought by way of passing special resolution by the members of the company.

The existing Articles 101 and 108 contained in Articles of Association ("AOA") of your Company are required to be amended for smooth functioning of the Board of Director of the company in the changed scenario.

The Board recommends the Special Resolution set out at item No. 10 or approval of the Members.

None of the Directors, Key Managerial Personnel of the Company or their relatives, except Mr. Nidhipati Singhania, Dr. Raghavpat Singhania and Mr. Madhavkrishna Singhania, is in any way concerned or interested, financially or otherwise, in the aforementioned resolution.

By Order of the Board

Shambhu Singh
Vice President (Legal) & Company Secretary
Membership No. FCS 5836

Place : Kanpur
Dated : 12.6.2021

ANNEXURE

Details of Director seeking appointment and re-appointment at the forthcoming Annual General Meeting.
[Pursuant to Regulation 36(3) of the SEBI (Listing Obligation and Disclosure Requirement) Regulations, 2015 and Secretarial Standard 2 on General Meetings]

Name of the Director	Mr. Nidhipati Singhania	Mr. Ajay Narayan Jha	Mr. Paul Heinz Hugentobler
Date of Birth	11.2.1959	15.01.1959	14-02-1949
Nationality	Indian	Indian	Swiss
Date of Appointment on the Board	28.05.2021	28.05.2021	17-05-2014
Qualifications	Master of Commerce	Master of Arts (MA) in Economic Policy Management.1995-1997 from McGill University, Montreal, Quebec, Canada. Master of Arts (MA) in History with First Class (1979-1981) from St. Stephen's College, Delhi University, Delhi, India. Master in Philosophy (M. Phil) in Public Administration (July 2005 – March 2006) Indian Institute of Public Administration, New Delhi.	Civil Engineer & Degree in Economic Science
Expertise in specific functional area	Business Acumen in diversified field.	Served India Administrative Service 1982 Batch, Manipur Cadre. Served in various capacities with Manipur Government and Government of India.	Manufacturing and Finance in Cement Industry
Number of shares held in the Company	42428 Equity Shares	NIL	NIL
List of the directorships held in other companies*	1. J. K. Cotton Limited (now since resigned) 2. Yadu International Ltd.	NIL	Dalmia Cement (Bharat) Limited
Chairman/ Member in the Committees of the Boards of companies in which she/he is Director*	NIL	NIL	NIL
Past Remuneration as Director	NA	NA	₹ 12,50,000/- towards commission and sitting fee ₹ 1,10,49,529 paid in professional capacity
Relationship between Directors inter-se	Dr. Raghavpat Singhania (father) Mr. Madhavkrishna Singhania (father)	NONE	NONE

*Directorship includes Directorship of other Indian Public Companies and Committee memberships includes only Audit Committee and Stakeholders' Relationship Committee of Public Limited Company (whether Listed or not).

Shareholders General Information & Guidance

1. The Ministry of Corporate Affairs has taken 'Green Initiative in the Corporate Governance' by allowing paperless compliances by the Companies and has issued circulars stating that service of notice/ documents including Annual Report can be sent by e-mail to its members. In this regard we solicit your cooperation to update our databank. Members who have not registered so far, are requested to register their e-mail address, contact telephone Number, NECS/ECS Mandate in respect of electronic holdings with the Depository through their concerned Depository Participants. Members who hold shares in physical form are requested to intimate their e-mail address, contact telephone number at any of our e-mail address viz.
(a) shambhu.singh@jkcement.com,
(b) rc.srivastava@jkcement.com,
(c) investorservices@jaykayenterprises.com,
(d) jkshr@jkcement.com
(e) Prabhat.mishra@jaykayenterprises.com and send NECS/ECS Mandate to the Registered Office of the Company.

2. The equity shares of your company are listed on the Bombay Stock Exchange Ltd. & National Stock Exchange of India Ltd., Mumbai and the same are compulsorily traded in dematerialised mode. Shareholders are required to compulsorily dematerialise their shareholdings for share transfer and are therefore advised to send their request on prescribed form (available with DP) alongwith share certificate(s)/ for dematerialisation through depository participant (DP) with whom they are maintaining a demat account. The ISIN of the Company is INE 823G01014.

3. The share holders who have not received corporate benefit i.e. share certificates, on account of shares held by them in Jaykay Enterprises Ltd (erstwhile J K Synthetics Ltd), dispatched by the company during April, 2005 may intimate the company by quoting reference of Folio No. / DP-ID and Client ID etc.

4. The share holders who have not received dividend warrants for the year 2013-14, 2014-15, 2015-16, 2016-17, 2017-18, 2018-19 and 2019-20 on account of their change in address or any other reason may write to the Company's Registrar & Transfer Agents, Jaykay Enterprises Ltd, Kamla Tower, Kanpur by quoting reference of their folio or DP-ID & Client ID.

5. The shareholders who wish to seek any information, clarification in respect of share transfer activities or status of their grievances may write to Company's Registrar Transfer Agent, Jaykay Enterprises Ltd, Kamla Tower, Kanpur at following email address: shambhu.singh@ jkcement.com.

6. The shareholders of physical segment who are having identical names in different folios are advised to consolidate their holdings in one folio which will facilitate the investors in receiving consolidate dividend or non-cash corporate benefit of future and would reduce un-necessary paper work and service cost.

7. The Investors who have not received Demat credit of shares allotted under public issue may write to us by quoting reference of their application no., name, address & No. of shares applied for.

8. Shareholders of physical segment who wish to notify change in their address may intimate complete new address with Pin code. by quoting their Folio No. and proof of Address i.e. copy of telephone/electricity bill or any receipt of Municipal Corporation etc.

   The Shareholders who holds shares in electronic/ Demat segment may notify change in their address to the DP with whom they are maintaining a Demat account. No request For change in address from the holders of Demat segment will be entertained directly by The Company.

9. The shareholders who wish to make nomination may send their application on prescribed form under Companies Act 2013 and Rules frame thereunder. The said form is also available on company's website www.jkcement.com.

10. The Shareholders who holds shares in physical segment are mandatorily required to notify their updated Bank Account Details for printing on the Dividend Warrant as required in SEBI Circular No.CIR/MRD/DP/10/2013 dated 21.3.13.

Corporate Information

Board Of Directors
Mrs. Sushila Devi Singhania – Chairperson
Dr. Raghavpat Singhania – Managing Director (KMP)
Madhavkrishna Singhania – Dy. Managing Director & CEO (KMP)
Ajay Kumar Saraogi – Dy. Managing Director & CFO (KMP)
Achintya Karati
Ajay Narayan Jha
Ashok Sinha
Mrs. Deepa Gopalan Wadhwa
Jayant Narayan Godbole
Dr. K.B. Agarwal
Nidhipati Singhania
Paul Heinz Hugentobler
Saurabh Chandra
Sudhir Jalan
Suparas Bhandari

Company Secretary & Compliance Officer
Shambhu Singh (KMP)

Bankers
Axis Bank
Bank of Baroda
Canara Bank
Export Import Bank of India
IDBI Bank Ltd.
Indian Bank
Jammu & Kashmir Bank
Punjab National Bank
State Bank of India
Union Bank of India
United Bank of India
National Bank of Fujairah-UAE

Senior Management Personnel
Rajnish Kapur – Chief Operating Officer – Grey Cement
Niranjan Mishra – Business Head – White Cement
S K Rathore – Manufacturing Head – Grey Cement
Anil Kumar Agrawal – President (Tax & Mgmt. Svs.)
Andleeb Jain – President and Chief People Officer
Anoop Kr. Shukla – President (Accounts)
Atul Bagla – President (Corporate Finance)
Jitendra Singh – President and Chief Digital Officer
Prashant Seth – President & Dy. CFO
Puneet Arora – President (Projects)
Pushpraj Singh – President (Marketing)- Grey Cement
RBM Tripathi – President and Unit Head-Grey Cement, Rajasthan
Sanjeev Garg – President (Corp. Affairs) & MD Office
S.K. Jain – President and Unit Head – White Cement, Gotan
Umashankar Choudhary – Unit Head Grey Cement Karnataka
Yagyesh Gupta – President (Commercial)
Amit Kothari – CEO (UAE Operations)
Ajay Mathur – Head, Marketing & Sales (UAE Operations)

Auditors
M/s S. R. Batliboi & Co, LLP, Chartered Accountants
Golf View Corporate Tower B, Sector 42,
Sector Road, Gurgaon – 122002

Registrar & Share Transfer Agent
Jaykay Enterprises Ltd.
Kamla Tower, Kanpur – 208001
E-mail: jkshr@jkcement.com;
investorservices@jaykayenterprises.com
rc.srivastava@jkcement.com
prabhat.mishra@jaykayenterprises.com

Registered Office
Kamla Tower, Kanpur - 208001

Corporate Office
Padam Tower, 19, DDA Community Centre, Okhla, Phase-1,
New Delhi - 110020

Plants	Location
INDIA	
Grey Cement Plants	Kailash Nagar, Nimbahera, Dist. Chittorgarh, Rajasthan Mangrol, Dist. Chittorgarh, Rajasthan Gotan, Dist. Nagaur, Rajasthan Muddapur, Dist. Bagalkot, Karnataka Jharli, Dist. Jhajjar, Haryana Satha, Pargana Morthal, Tehsil: Koil, Dist: Aligarh, UP Vadadala, Tehsil: Balasinor, Dist: Mahisagar, Gujrat
White Cement & White Cement based Wall Putty Plant	Gotan, Dist. Nagaur, Rajasthan Village: Rupaund, Tehsil - Badwara, Dist. Katni, M.P
Thermal Power Plants	Kailash Nagar, Nimbahera, Dist. Chittorgarh, Rajasthan Gotan, Dist. Nagaur, Rajasthan Muddapur, Dist. Bagalkot, Karnataka Mangrol, Chittorgarh, Rajasthan
Waste Heat Recovery Power Plant (For captive consumption)	i) Kailash Nagar, Nimbahera, Dist. Chittorgarh, Rajasthan ii) Mangrol, Dist. Chitorgarh, Rajasthan
INDIAN SUBSIDIARY	
JayKaycem (Central Limited) Grey Cement Plant (Under Implementation)	Dist. Panna, Madhya Pradesh
OVERSEAS SUBSIDIARY	
J.K. Cement Works (Fujairah) FZC Dual process White/Grey Cement Plant	Plot No.7, Habhab, Tawian Fujairah, UAE

Mandate Form

(Mandate Form for receiving dividend by National Electronic Clearing Service (NECS)/Printing of Bank details on Dividend Warrant)

To
J.K. Cement Ltd.
Kamla Tower,
Kanpur - 208001.

Dear Sirs,

Please fill-in the information in CAPITAL LETTERS in ENGLISH ONLY.

For shares held in physical form

Folio No. | | | | | | |

FOR OFFICE USE ONLY

NECS Ref. No. | | |

For shares held in electronic form
D.P.Id | | | | | | | | |

Client Id | | | | | | | | |

Name of Sole/First holder Bank name Branch name	
Branch code	(9 Digits Code Number appearing on the MICR Band of the cheque supplied by the Bank). Please attach a photo copy of a cheque or a blank cheque of your bank duly cancelled for ensuring accuracy of the banks name, branch name and code number.

Account Type [Please Tick (√) wherever applicable] | Savings | | Current | | Cash Credit | |

A/c.No.(as appearing in the cheque book) | | | | | | | | | | | | | | |

Effective date of this mandate | | | | | | | | |

I, hereby declare that the particulars given above are correct and complete. If any transaction is delayed or not effected at all for reasons of incompletencess or incorrectness of information supplied as above, the Company will not be held responsible. I agree to avail the NECS facility provided by RBI, as and when implemented by RBI/J.K.Cement Ltd. Further in case of NECS facility is not available in my city please print Bank details furnished by me on the dividend warrant.

I, further undertake to inform the Company any change in my Bank/branch and account number.

Dated: _____

(Signature of Sole/First holder)

Notes:
1. Whenever the Shares in the given folio are entirely dematerialised, then the NECS mandate form will stand rescinded.
2. For Shares held in dematerialised mode nomination is required to be filled with the Depository Participant in their prescribed form.
3. In case NECS facility is not available in your city then bank details furnished by you will be printed on dividend warrants.
4. The Share holders who hold shares in physical mode should ensure that this mandate form duly completed in all respect & signed by the Sole/First named holder should reach the company on or before 5 August 2021.
5. The share holder of physical segment who do not wish to opt for NECS facility need not furnish 9 Digits Code Number appearing on the MICR band of the cheque supplied by the Bank and the photo copy of the blank cheque.
6. The Shareholders who holds shares in physical segment are mandatorily required to notify their updated Bank Account Details for printing on the Dividend Warrant as required in Sebi Circular No.CIR/MRD/DP/10/2013 dated 21.3.13.

JKcement

Registered Office
Kamla Tower, Kanpur - 208001,
Uttar Pradesh, INDIA

Telephone: 0091-512-2371478

Fax: 0091-512-2332665

Email: shambhu.singh@jkcement.com

Web: www.jkcement.com

/ Concept, content and design at **AICL** (hello@aicl.in)