





## FORM A

### Covering letter of the annual audit report to be filed with the stock exchange

1.	Name of the Company	Alankit Limited
2.	Annual financial statements for the year ended	31 <sup>st</sup> March, 2018
3.	Type of Audit observation	<b>Un-Qualified Audit Report</b>
4.	Frequency of observation	Not Applicable
5.	To be signed by- <ul style="list-style-type: none"> <li>• Managing Director</li> <li>• Ex-Auditor of the Company</li> <li>• Audit Committee Chairman</li> </ul>	<div style="text-align: center;">               (Ankit Agarwal) </div> <div style="text-align: center;">   </div> <div style="text-align: center;">             M/s Maheshwari Rajiv &amp; Co.              Chartered Accountants              Firm Registration No: 007115N              Membership No: 098645 </div> <div style="text-align: center;">               (Yash Jeet Basrar) </div>



Health & Wealth, We Manage Both



# Annual Report 2017-2018

**Alankit Limited**



[www.alankit.in](http://www.alankit.in)

<b>CONTENTS</b>	<b>Page No.</b>
1. CORPORATE INFORMATION	2
2. DIRECTOR'S REPORT	3
3. ANNEXURES TO DIRECTORS' REPORT	11
4. CORPORATE GOVERNANCE REPORT	28
5. STANDALONE FINANCIAL STATEMENTS	38
6. CONSOLIDATED FINANCIAL STATEMENTS	65

## **CORPORATE INFORMATION**

### **Board of Directors**

Mr. Alok Kumar Agarwal	Chairman
Mr. Ankit Agarwal	Managing Director
Ms. Preeti Chadha	Whole Time Director & Company Secretary
Mr. Praveen Kumar Bansal	Whole Time Director
Mr. Yash Jeet Basrar	Independent Director
Mr. Pradip Kumar Banerji	Independent Director
Mr. Ashok Shantilal Bhuta	Additional Director (Independent)
Mr. Shyam Kishore Lal	Independent Director

### **Board Committee**

#### **AUDIT COMMITTEE**

- |                              |            |
|------------------------------|------------|
| 1. Mr. Yash Jeet Basrar      | - Chairman |
| 2. Mr. Ashok Shantilal Bhuta | - Member   |
| 3. Ms. Preeti Chadha         | - Member   |

#### **STAKEHOLDERS RELATIONSHIP COMMITTEE**

- |                             |            |
|-----------------------------|------------|
| 1. Mr. Yash Jeet Basrar     | - Chairman |
| 2. Ms. Preeti Chadha        | - Member   |
| 3. Mr. Pradip Kumar Banerji | - Member   |
| 4. Mr. Shyam Kishore Lal    | - Member   |

#### **NOMINATION AND REMUNERATION COMMITTEE**

- |                              |            |
|------------------------------|------------|
| 1. Mr. Yash Jeet Basrar      | - Chairman |
| 2. Mr. Alok Kumar Agarwal    | - Member   |
| 3. Mr. Ashok Shantilal Bhuta | - Member   |

#### **MANAGEMENT COMMITTEE**

- |                           |            |
|---------------------------|------------|
| 1. Mr. Ankit Agarwal      | - Chairman |
| 2. Mr. Alok Kumar Agarwal | - Member   |
| 3. Mr. Yash Jeet Basrar   | - Member   |
| 4. Ms. Preeti Chadha      | - Member   |

#### **CSR COMMITTEE**

- |                           |            |
|---------------------------|------------|
| 1. Mr. Yash Jeet Basrar   | - Chairman |
| 2. Mr. Alok Kumar Agarwal | - Member   |
| 3. Mr. Ankit Agarwal      | - Member   |

### **COMPANY SECRETARY & COMPLIANCE OFFICER**

Ms. Preeti Chadha

### **REGISTERED OFFICE**

205-208, Anarkali Complex, Jhandewalan Extension, New Delhi-110055

### **CORPORATE OFFICE**

4E/2, Jhandewalan Extension, New Delhi-110055

Phone: +91-11-4254 1234/2354 1234, Fax: +91-11-2355 2001

Website: [www.alankit.in](http://www.alankit.in) Help desk : [investor@alankit.com](mailto:investor@alankit.com)

### **STATUTORY AUDITORS**

M/s Maheshwari Rajiv & Co., Chartered Accountants, (Firm Registration No: 007115N), Up to 21st July, 2018

M/s. B. K. Shroff & Co, Chartered Accountants, (Firms Registration No. 302166E) w.e.f 31st July,

### **REGISTRAR & SHARE TRANSFER AGENT**

Alankit Assignments Limited

3E/7, Jhandewalan Extension, New Delhi,-110055

Tel: 91-11-42541234



## **DIRECTORS' REPORT**

To,  
The Members,  
**Alankit Limited**  
New Delhi

Your Directors take pleasure in presenting the 29<sup>th</sup> Annual Report on the business and operations of the Company, along with the summary of standalone and consolidated financials prepared in accordance with IND-AS for the year ended March 31, 2018.

### **PERFORMANCE OF THE COMPANY**

#### **FINANCIAL RESULTS**

Amount in ₹ "Lakhs except EPS"

PARTICULARS	Stand Alone		Consolidated	
	31-03-2018	31-03-2017	31-03-2018	31-03-2017
Net Sales/Income from Operations	10443.03	8,494.58	10510.17	8,508.16
Other Income	290.13	170.85	373.27	170.85
<b>Total Income</b>	<b>10733.16</b>	<b>8,665.43</b>	<b>10883.44</b>	<b>8,679.01</b>
Profit before Depreciation & Tax	2894.70	2,173.72	2922.43	2,175.79
Less: Depreciation	353.94	145.79	354.26	145.91
<b>Profit before Tax</b>	<b>2540.76</b>	<b>2,027.93</b>	<b>2568.17</b>	<b>2,029.88</b>
Less: Provision for current year Income-tax	608.24	507.10	615.09	507.34
Less: MAT Credit Receivable	-	-	(1.33)	-
Less: Deferred Tax	(202.60)	194.88	(201.05)	194.86
<b>Net Profit after tax</b>	<b>2135.12</b>	<b>1,325.95</b>	<b>2155.46</b>	<b>1,327.68</b>
<b>Net Profit after tax and adjustments</b>	<b>2135.12</b>	<b>1,325.95</b>	<b>2155.46</b>	<b>1,327.68</b>
EPS* (Basic)	1.49	0.93	1.51	0.93
(Diluted)	1.49	0.93	1.51	0.93

#### **REVIEW OF OPERATIONS**

Your Company has recorded a satisfactory overall growth in revenues to ₹ 10443.03 lakhs as compared to ₹ 8494.58 Lakhs in the previous year, an increase of 22.94%

##### **Standalone:**

During the year, your Company recorded the total income of ₹ 10733.16 lakhs as compared to ₹ 8,665.43 Lakhs in the previous year. It is indeed a matter of pride that the Profit after Tax (PAT) was ₹ 2135.12 Lakhs in comparison to a PAT of ₹ 1,325.95 Lakhs in the preceding year.

##### **Consolidated:**

During the year, your Company recorded the total income of ₹ 10883.44 increased from ₹ 8,679.01 Lakhs in previous year. Profit after Tax was increased to ₹ 2155.46 Lakhs from ₹ 1,327.68 Lakhs.

#### **DIVIDEND**

Your company declared interim dividend of 20% on equity share of ₹ 1 each. The same was distributed to shareholders

on 26<sup>th</sup> February, 2018. The board proposed the same should be taken as final Dividend for the F.Y. 2017-18.

#### **TRANSFER TO THE INVESTOR EDUCATION AND PROTECTION FUND**

The company is not required to transfer any amount to the Investor Education and Protection Fund in terms of Section 125 of the Companies Act, 2013.

#### **TRANSFERS TO RESERVES**

The Company has transferred ₹ 999.49 Lakhs in General Reserve from retained earnings.

#### **PUBLIC DEPOSITS**

The Company has not accepted or renewed any amount falling within the purview of provisions of Section 73 of the Companies Act, 2013 read with the Companies (Acceptance of Deposit) Rules, 2014 during the year under review. Hence, the requirement for furnishing of details of deposits which are not in compliance with Chapter V of the Act is not applicable.

#### **SIGNIFICANT AND MATERIAL ORDERS PASSED BY THE REGULATORS/COURTS/TRIBUNALS**

There have been no significant and materials orders passed by the Regulators or Courts or Tribunals impacting the going concern status and Company's operations in future.

#### **MANAGEMENT DISCUSSION AND ANALYSIS**

Discussion on financial performance with respect to the operational performance, has been covered in the Board's Report.

Alankit Forex India Limited (Previously known as Alankit Life Care Limited) which is a wholly owned Subsidiary of the Company has received an approval from RBI for operation of Full Fledged Money Changers.

Full Fledged Money Changers (FFMCs) are authorised by the Reserve Bank to deal in foreign exchange for specified purposes, to widen the access of foreign exchange facilities to residents and tourists while ensuring efficient customer service through competition. FFMCs are authorised to purchase foreign exchange from residents and non-residents visiting India and to sell foreign exchange for certain approved purposes. The Company received name approval from Registrar of Companies, Ministry of Corporate Affairs on 03<sup>rd</sup> July, 2018 to change the name from existing name Alankit Life Care Limited to Alankit Forex India Limited, which will reflect the main objects of the Company.

The Alankit Limited has sold its 49% stake in Alankit Technologies Limited to GTID Solutions Development Private Limited. The said disposal would result into company falling into subsidiary category of Alankit Limited from wholly owned subsidiary category.

GTID is engaged in the business of development of Aadhaar enabled system, services, solutions and hardware (Includes Smart PoS, Smart Tab/Mobile which are integrated IRIS STQC-UIDAI compliance / certified) to enable its Fintech solutions to cater GST business requirement in India either its own or through its various associates. Company will be able to sell smart POS etc which will increase the business of the company.

During the year, Alankit Limited has made investment in Verasys Technologies Private Limited thus making it subsidiary of Alankit Limited. Verasys Technologies Private Limited got approval from Controller of Certifying Authority (CCA) on 23<sup>rd</sup> July, 2018 to act as Certifying Authority under the Information Technology Act of India, 2000 licensed to issue digital signature certificates. Verasys will offer various solutions to Indian consumers, with a large user base among Individuals, Corporates, Banks, Government Organizations and several small and medium businesses. It will help in variety of other services including Tax filing Services, Digital Signing Solutions, Digital Certificate Authentication System and Trusted Time Stamping Services.

The another subsidiary of Alankit Limited i.e. Euro Global Brokers Limited has filed an application to RBI to obtain Certificate of Registration as a NBFC P2P Company which is still under process. P2P is an abbreviation for Peer to Peer Lending. It can be defined as a practice of lending money to individuals or businesses through online services that match lenders with borrowers. The overhead cost for these companies are generally low and the services provided by them are cheap as compared to Traditional Financial Institutions. These P2P companies are profitable for both the lender and the borrower as lenders can earn higher returns and borrowers can borrow at lower interest rates. All P2P

Lending will be regulated by Reserve Bank of India.

The Company has an adequate system of internal controls to ensure that transactions are properly authorised, recorded, and reported, apart from safeguarding its assets. The internal control system is supplemented by well-documented policies, guidelines and procedures and reviews carried out by the Company's internal audit function, which submits reports periodically to the Management and the Audit Committee of the Board.

In order to foster an improved internal control culture in the Company, wherein every employee is fully aware of all the major risk/ controls faced in his / her work sphere and assumes responsibility for the controls performed therein, in relation to that the CFO of the Company has given compliance certificate to the Board of Directors in compliance with the Regulation 17(8) of the Listing Regulations.

### ***Business Outlook***

In order to diversify business and reduce risk, your company has invested in Verasys Technologies Private Limited and Alankit Forex India Limited. Verasys Technologies Private Limited is Certifying Authority (CA) providing Digital Signature whereas Alankit Forex India Limited is FFMC. Your Company further focuses on increasing productivity through optimal utilization of all the tangible and intangible resources.

### ***Industry Structure and Developments***

As your company is mainly in E-Governance services and E-Governance products in both State and Centre government under various schemes promoting public/private Participation in order to promote E-Governance in the country. Since your company have rich experience in providing and implementing various E-Governance project which will going to help your company managing and implementing various projects

### ***Risk and Concern***

Company's business largely depend on the Government policy towards e-governance, thus, hence company revenue growth depends on government's policy of implementing e-governance project. However, your company has a well laid down Risk Management System. Risk management is part of our culture across the Company. Effectively managing risk is the responsibility of all employees. Managers are accountable for allocating required resources to successfully manage the risks they own. Ensuring we have an efficient risk management system in place is key to developing our business and achieving our objectives.

### ***Human Resource***

Your Company firmly believes that the personal development of individual employee contributes to the stable and sustainable growth of the company as a whole. Your company encourages employees to utilize their strengths, and provides opportunities for them to use their skills and to develop their abilities.

The Company is providing an equal opportunity to all the employees to utilize their full potential and grow with the organization. Our employees are the foundation of our success, and we believe in sharing our success with them. We reward their outstanding work in many ways, like providing competitive pay, giving instant reward and recognition for path-breaking contribution.

There are no major changes in the business segments of the company as compared in the previous Annual Report.

### **LISTING WITH STOCK EXCHANGES**

Equity Shares of the Company are listed on Bombay Stock Exchange Limited (BSE) and National Stock Exchange Limited (NSE). The Company is regular in paying Annual Listing Fees and custodian fees to both the depositories.

### **EVALUATION OF PERFORMANCE OF BOARD OF DIRECTORS**

The Directors of your Company are in a fiduciary position, empowered to oversee the management functions with a view to ensure its effectiveness and enhancement of stakeholders' value.

Independent Directors are appointed keeping in view their diverse skills and experience as to provide strategic direction, guidance and constructive support to the management. The Board of Directors is at the core of your company's corporate governance practice and oversees how the management serves and protects the long term interests of the stakeholders.

### **DIRECTORS' RESPONSIBILITY STATEMENT**

Based on the framework of internal financial controls established and maintained by the Company, work performed by the internal, statutory, secretarial auditors and external agencies including audit of internal financial controls over financial reporting by the statutory auditors and the reviews undertaken by the Management and the relevant Board Committees, including the Audit Committee, the Board is of the opinion that the Company's internal financial controls were adequate and effective during the Financial Year 2017-18.

Accordingly, pursuant to Section 134(3) (c) Section 134(5) of the Companies Act, 2013, with respect to Directors' Responsibility Statement, it is hereby confirmed that:

- a) in the preparation of the annual accounts, the applicable accounting standards have been followed and that no material departures have been made from the same;
- b) they have selected such accounting policies and applied them consistently and made judgments and estimates that are reasonable and prudent so as to give a true and fair view of the state of affairs of the Company at the end of the financial year and of the profits of the Company for that period;
- c) they have taken proper and sufficient care for the maintenance of adequate accounting records in accordance with the provisions of the Companies Act, 2013, for safeguarding the assets of the Company and for preventing and detecting fraud and other irregularities;
- d) they have prepared the annual accounts on a going concern basis;
- e) they have laid down internal financial controls for the Company and such internal financial controls are adequate and operating effectively; and
- f) they have devised proper systems to ensure compliance with the provisions of all applicable laws and such systems are adequate and operating effectively.

### **CORPORATE GOVERNANCE**

In terms of Regulation 34 of the Securities and Exchange Board of India (Listing Obligations and Disclosure Requirements) Regulations, 2015 (hereinafter "Listing Regulations"), a Report on Corporate Governance along with Compliance Certificate issued by Statutory Auditors of the Company is attached as Annexure and forms integral part of this Report (hereinafter "Corporate Governance Report")

### **CFO CERTIFICATION**

The Chief Financial Officer has duly given a certificate to the board as contemplated in Regulation 17(viii) of the listing agreement.

### **SUBSIDIARIES**

As on March 31, 2018, the company has five Subsidiaries. In accordance with Section 129(3) of the Companies Act, 2013, the company has prepared consolidated financial statements of the Company, which form part of this Annual Report. Further, a statement containing the salient features of the Financial Statements of Subsidiary Companies in prescribed Format AOC-1 is annexed herewith as In accordance with Section 136 of the Companies Act, 2013, the Audited Financial Statements, including the Consolidated Financial Statements and related information of the company and its Subsidiaries are available on the website of the Company.

### **INTERNAL FINANCIAL CONTROLS AND THEIR ADEQUACY**

The Company is having an Internal Financial Control system, commensurate with the size, scale and complexity of its operations. The internal control systems, comprising of policies and procedures are designed to ensure sound management of your Company's operations, safe keeping of its Assets, optimal utilization of Resources, reliability of its financial information and compliance. Based on the report of Internal Audit function, corrective actions are undertaken in the respective areas and thereby strengthen the controls. During the Financial year, no material or serious observation has been received from the Internal Auditors of the Company for inefficiency or inadequacy of such controls.

### **MATERIAL CHANGES AND COMMITMENT AFFECTING THE FINANCIAL POSITION OF THE COMPANY**

There are no material changes and commitments which affected the financial position of the Company which occurred

between the end of the financial year to which the financial statements relate and the date of this report.

#### **DECLARATION BY INDEPENDENT DIRECTORS**

The Independent Directors of your Company have given Declaration confirming that they meet the criteria of Independence as prescribed both under the Companies Act, 2013 and the Listing Regulations.

#### **BOARD MEETINGS**

The Board of Directors duly met **Four (4)** times respectively on **30<sup>th</sup> May, 2017, 09<sup>th</sup> August, 2017, 14<sup>th</sup> November, 2017 and 10<sup>th</sup> February, 2018** in respect of which proper notices were given and the proceedings were properly recorded.

#### **DIRECTORS**

The Board consists of executive and non-executive Directors including independent Directors, who have wide and varied experience in different disciplines of corporate functioning. Mrs. Preeti Chadha retires as Director to meet the requirement of Section 152 of the Companies Act, 2013 and being eligible, offers herself for re-appointment at the ensuing Annual General Meeting.

Mr. Pravin Kumar Bansal was appointed as Whole Time Director designated as Executive Director of the Company for a period of one year with effect from 1<sup>st</sup> November, 2017. Pursuant to Section 110 of the Companies Act, 2013 read with the rules made there under and Regulation 44 of SEBI (LODR) Regulations, 2015, approval of the shareholders of the Company was obtained by means of postal ballot and e-voting on the Special Resolution for his appointment proposed in the Postal Ballot Notice dated 14.11.2017, result of which along with scrutinizer's report was declared on 19<sup>th</sup> December, 2017.

Mr. Ashok Shantilal Bhuta, Practicing Chartered Accountant who is having diversified experience in the areas of corporate law matters, direct and indirect taxes, corporate governance, statutory and internal audit was appointed as an Additional Director designated as Non-Executive and Independent Director of the Company on 30<sup>th</sup> May, 2018 subject to the approval of shareholders of the Company in the ensuing Annual General Meeting of the Company.

Mr. Pravin Kumar Bansal who was earlier appointed from 01<sup>st</sup> November, 2017 for upto one year has been re-appointed as a Whole-Time Director of Company by the Board of Directors for one more year which will be effective from 01<sup>st</sup> November, 2018 subject to the approval of Shareholders of the Company in the ensuing Annual General Meeting of the Company.

#### **AUDITORS**

##### **STATUTORY AUDIT**

The reports of the Statutory Auditors, Maheshwari Rajiv & Co., on the standalone and consolidated financial statements of the Company for the financial year 2017-18 form part of this Annual Report. The Notes on financial statement referred to in the Auditor's Report are self-explanatory and do not call for any further comments. The Statutory Auditors have submitted a unmodified opinion on the audit of financial statements for the financial year 2017-18 and there is no qualification, adverse remark or disclaimer given by the Auditors in their Report.

As per Section 139 of the Act read with the Companies (Audit and Auditors) Rules, 2014, M/s. Maheshwari Rajiv & Co., Chartered Accountants, New Delhi (FRN 007115NR) was appointed as the Statutory Auditors of the Company for an initial term of 5 years at its 27<sup>th</sup> Annual General Meeting i.e. from the conclusion of 27th Annual General Meeting till the conclusion of 32<sup>nd</sup> Annual General Meeting of the Company.

M/s. Maheshwari Rajiv & Co., Chartered Accountants, New Delhi (Firm Registration No: 007115NR) vide their letter dated 21<sup>st</sup> July, 2018 have resigned from the position of Statutory Auditors of the Company due to their pre-occupation elsewhere, resulting into a casual vacancy in the office of Statutory Auditors of the Company as envisaged by section 139(8) of the Companies Act, 2013.

The Board of Directors at its meeting held on 31<sup>st</sup> July, 2018, as per the recommendation of the Audit Committee, and pursuant to the provisions of Section 139(8) of the Companies Act, 2013, have appointed M/s. B. K. Shroff & Co., Chartered Accountants, New Delhi (Firms Registration No. 302166E), to hold office as the Statutory Auditors of the Company till the conclusion of 29th AGM to fill the casual vacancy caused by the resignation of M/s. Maheshwari Rajiv

& Co., Chartered Accountants, New Delhi (Firm Registration No: 007115NR) subject to the approval by the members at the 29th Annual General Meeting of the Company.

The Board of Directors at its meeting held on 31<sup>st</sup> July, 2018, as per the recommendation of the Audit Committee recommended the appointment of M/s. B. K. Shroff & Co., Chartered Accountants, New Delhi (Firms Registration No. 302166E), as Statutory Auditors of the Company to hold office for a period of one year, from the conclusion of the 29th AGM, till the conclusion of the 30th AGM of the Company to be held in the year 2019 subject to the approval of members in the ensuing Annual General Meeting.

#### **STATE OF COMPANY'S AFFAIRS**

The present state of Company's affairs is progressive enough viz-a-viz the industry and there is no other development which could result in an adverse situation for the Company in the near future.

#### **AUDITORS' STATEMENT**

During the year under review, the statutory auditors nor the secretarial auditor has reported to the audit committee, under section 143(12) of the Companies Act, 2013 any instances of fraud committed against the Company by its officers or employees, the details of which need to be mentioned in the Board's report.

#### **SECRETARIAL AUDIT**

The Company appointed M/s N C Khanna, Company Secretaries to conduct the Secretarial Audit for the financial year 2017-18 pursuant to the provisions of Section 204 of the Companies Act, 2013 and the Companies (Appointment and remuneration of Managerial Personnel) Rules, 2014 for conducting secretarial Audit and the Secretarial Audit report is being attached with the Directors' Report in Form MR-3 which is self-explanatory and needs no comments. The Secretarial Audit Report does not contain any qualification, reservation or adverse remark. The Company complies with all applicable secretarial standards.

#### **CONSERVATION OF ENERGY, RESEARCH AND DEVELOPMENT, TECHNOLOGY ABSORPTION AND FOREIGN EXCHANGE EARNINGS AND OUTGO**

##### **A. Conservation of Energy**

The Company is engaged in providing e-governance services and e-governance products and such operations do not account for substantial Electricity, Gas & Steam, Power, Water or any other kind of energy consumption. However, the company is taking all possible measures to conserve the energy.

Your company is continuously looking for new ways of conservation of energy and wastes minimization for the protection of environment. The eco-friendly initiatives adopted by your company are:

- ▶ Implementing energy conservation schemes.
- ▶ Awareness programmes for employees at all levels and for community.
- ▶ Promoting the use of alternative fuels and materials.

##### **B. Technology Absorption and Research & Development**

Since the Company is not involved in manufacturing activity, hence the research & development and technology absorption is not applicable.

The Company has not incurred any expenditure on Research & Development. Your company has not imported technology during the last 8 years reckoned from the beginning of the financial year.

##### **C. Foreign Exchange Earnings and Outgo**

Foreign Exchange Earning: ₹ 67,42,756/-

Foreign Exchange Outgo: ₹ 5,46,97,674/-

#### **PARTICULARS OF EMPLOYEES**

None of the employees including managerial personnel draws in excess of the limits prescribed under Section 197(12) of the Companies Act, 2013 read with rules 5(2) and 5(3) of the Companies (Appointment and Remuneration of Managerial Personnel) Rules, 2014 which needs to be disclosed in the Directors' report.



**COMPOSITION OF VARIOUS COMMITTEES OF THE BOARD**

The following Committees of the Board were constituted:

**AUDIT COMMITTEE**

- |                              |            |
|------------------------------|------------|
| 1. Mr. Yash Jeet Basrar      | - Chairman |
| 2. Mr. Ashok Shantilal Bhuta | - Member   |
| 3. Ms. Preeti Chadha         | - Member   |

**STAKEHOLDERS RELATIONSHIP COMMITTEE**

- |                             |            |
|-----------------------------|------------|
| 1. Mr. Yash Jeet Basrar     | - Chairman |
| 2. Ms. Preeti Chadha        | - Member   |
| 3. Mr. Pradip Kumar Banerji | - Member   |
| 4. Mr. Shyam Kishore Lal    | - Member   |

**NOMINATION AND REMUNERATION COMMITTEE**

- |                              |            |
|------------------------------|------------|
| 1. Mr. Yash Jeet Basrar      | - Chairman |
| 2. Mr. Alok Kumar Agarwal    | - Member   |
| 3. Mr. Ashok Shantilal Bhuta | - Member   |

**MANAGEMENT COMMITTEE**

- |                           |            |
|---------------------------|------------|
| 1. Mr. Ankit Agarwal      | - Chairman |
| 2. Mr. Alok Kumar Agarwal | - Member   |
| 3. Mr. Yash Jeet Basrar   | - Member   |
| 4. Ms. Preeti Chadha      | - Member   |

**CSR COMMITTEE**

- |                           |            |
|---------------------------|------------|
| 1. Mr. Yash Jeet Basrar   | - Chairman |
| 2. Mr. Alok Kumar Agarwal | - Member   |
| 3. Mr. Ankit Agarwal      | - Member   |

**RELATED PARTY TRANSACTIONS**

For Related Party Transactions, please refer note no. 30 of Financial Statements of the Company and para 13 of Annexure-A to the Auditor's report for the financial year 2017-18.

**VIGIL MECHANISM**

The Company has framed a Vigil Mechanism for Directors and Employees and they may report concerns about unethical behavior, actual or suspected fraud or violation of the Company's Code of conduct & ethics without fear of reprisal.

**DISCLOSURE OF MANAGERIAL REMUNERATION**

The Statement of Disclosure of Remuneration under Section 197 of the Companies Act, 2013 and Rule 5(1) of Companies (Appointment and Remuneration of Managerial Personnel) Rules, 2014, is appended as Annexure to the Report.

**DISCLOSURE UNDER THE SEXUAL HARASSMENT OF WOMEN AT WORKPLACE (PREVENTION, PROHIBITION AND REDRESSAL) ACT, 2013**

The Company has in place an Anti-Sexual Harassment Policy in line with the requirements of The Sexual Harassment of Women at the Workplace (Prevention, Prohibition and Redressal) Act, 2013. Internal Complaints Committee (ICC) has been set up to redress complaints received regarding sexual harassment. All employees (permanent, contractual, temporary, trainees) are covered under this policy.

The following is a summary of sexual harassment complaints received and disposed off during the financial year 2017-18:

No. of Complaints received: Nil

No. of Complaints disposed off: Nil

**EXTRACT OF ANNUAL RETURN**

The extract of the Annual Return as on March 31, 2018 in prescribed Form No. MGT-9, pursuant to section 92(3) of the Companies Act, 2013 and Rule 12(1) of the Companies (Management and Administration) Rules, 2014 is attached as Annexure to this report.

**APPRECIATION**

Your Directors take this opportunity to express their grateful appreciation for the continued support and co-operation received from our esteemed customers, vendors, dealers, investors, business associates and bankers during the year. The Directors are thankful to the Company's shareholders, Central and State Government authorities, Regulatory authorities and Stock Exchanges for their consistent support to the Company. Your Company has been able to operate efficiently because of the culture of professionalism, creativity, integrity and continuous improvement in all functions and areas as well as the efficient utilization of the Company's resources for sustainable and profitable growth.

Your Directors deeply appreciate the efficient and loyal services rendered by every employee, without whose whole-hearted efforts, the overall satisfactory performance would not have been possible and look forward to their continued support and understanding in the years to come

BY ORDER OF THE BOARD OF DIRECTORS  
For **ALANKIT LIMITED**

**DATE: 31.07.2018**  
**PLACE: New Delhi**

**ALOK KUMAR AGARWAL**  
**CHAIRMAN**



**Form AOC-I**

Statement containing salient features of the financial statements of the Subsidiaries/Joint Ventures /  
Associate Companies

Pursuant to Section 129(3) of the Companies Act, 2013

[Read with Rule 5 of the Companies (Accounts) Rules, 2014]

**SUMMARY OF FINANCIAL INFORMATION OF SUBSIDIARY COMPANIES**

(₹ In Lakhs)

Sl. No.	Name of Subsidiaries	Share Capital	Reserves & Surplus	Total Assets	Total Liabilities	Total Investment	Turnover	Profit before Taxation	Provision for Taxation	Profit After Tax	Proposed Dividend	% of Holding
1.	ALANKIT TECHNOLOGIES LIMITED	100	114.85	216.07	1.22	NIL	5.1	3.5	.90	2.6	NIL	51
2.	EUROPLUS FINANCIAL SERVICES LIMITED	199	4.20	203.48	0.28	NIL	1.82	1.10	NIL	1.10	NIL	100
3.	EURO GLOBAL BROKERS LIMITED	200	7.75	208.93	1.18	NIL	7.37	5.87	NIL	5.87	NIL	100
4.	VERASYS TECHNOLOGIES PRIVATE LIMITED	505	2.66	531.83	24.17	NIL	3.94	3.94	NIL	2.66	NIL	51
5.	ALANKIT LIFE CARE LIMITED	300	892.47	1190.63	(1.83)	NIL	141.1	20.49	6.37	14.12	NIL	100

Note: 1. Names of Subsidiaries which are yet to commence operations - Nil

2. Names of Subsidiaries which have been liquidated or sold during the year **Faith Business Advisors Limited**

Place : New Delhi

Date: 30th May, 2018

## SECRETARIAL AUDIT REPORT

FOR THE FINANCIAL YEAR ENDED 31 MARCH 2018

*[Pursuant to section 204(1) of the Companies Act, 2013 and rule No.9 of the Companies (Appointment and Remuneration of Managerial Personnel) Rules, 2014]*

To

The Members

**ALANKIT LIMITED**

205-208, Anarkali Complex,

Jhandewalan Extension,

New Delhi 110055

I have conducted the secretarial audit of the compliance of applicable statutory provisions and the adherence to good corporate practices by ALANKIT LIMITED (hereinafter called the company). Secretarial Audit was conducted in a manner that provided me a reasonable basis for evaluating the corporate conducts/statutory compliances and expressing my opinion thereon.

Based on my verification of the books, papers, minute books, forms and returns filed and other records maintained by the company and also the information provided by the Company, its officers, agents and authorized representatives during the conduct of secretarial audit, I hereby report that in my opinion, the company has, during the audit period covering the financial year ended on 31.03.2018 Complied with the statutory provisions listed hereunder and also that the Company has proper Board-processes and compliance-mechanism in place to the extent, in the manner and subject to the reporting made hereinafter:

I have examined the books, papers, minute books, forms and returns filed and other records maintained by ALANKIT LIMITED for the financial year ended on 31.03.2018 according to the provisions of:

- (I) The Companies Act, 2013 (the Act) and the rules made there under;
- (II) The Securities Contracts (Regulation) Act, 1956 ('SCRA') and the rules made there under;
- (III) The Depositories Act, 1996 and the Regulations and Bye-laws framed there under;
- (IV) Foreign Exchange Management Act, 1999 and the rules and regulations made there under to the extent of Foreign Direct Investment, Overseas Direct Investment and External Commercial Borrowings;
- (V) The following Regulations and Guidelines prescribed under the Securities and Exchange Board of India Act, 1992 ('SEBI Act'):-
  - a. The Securities and Exchange Board of India (Substantial Acquisition of Shares and Takeovers) Regulations, 2011;
  - b. The Securities and Exchange Board of India (Prohibition of Insider Trading) Regulations, 2015;
  - c. The Securities and Exchange Board of India (Issue of Capital and Disclosure Requirements) Regulations, 2009;
  - d. The Securities and Exchange Board of India (Share Based Employee Benefits) Regulations, 2014\*;
  - e. The Securities and Exchange Board of India (Issue and Listing of Debt Securities) Regulations, 2008\*;
  - f. The Securities and Exchange Board of India (Registrars to an Issue and Share Transfer Agents) Regulations, 1993 regarding compliance of the Companies Act and dealing with client;
  - g. The Securities and Exchange Board of India (Delisting of Equity Shares) Regulations, 2009;\* and
  - h. The Securities and Exchange Board of India (Buyback of Securities) Regulations, 1998;\*

### Labour Laws

Employees State Insurance Act, 1948; Employees Provident Fund And Misc. Provisions Act, 1952; Payment of Wages Act, 1948; Payment of Bonus Act, 1965; Payment of Gratuity Act, 1972; Maternity Benefit Act, 1961, Sexual Harassments of Women at workplace (Prevention, Prohibition and Regulation) Act, 2013; Shops and Commercial

Establishment Act, 1961; The Equal Remunerations Act, 1976; The Contract Labour (Regulation and Abolition) Act, 1971

*\* Not applicable because company did not carry out the activities covered by the regulations/guidelines during the Audit period.*

I have also examined compliance with the applicable clauses of the following:

- (I) Secretarial Standards issued by The Institute of Company Secretaries of India
- (II) The SEBI (Listing Obligations and Disclosure Requirements) Regulations, 2015 and Amendments thereof.

During the period under review, the Company has complied with the provisions of the Act, Rules, Regulations, Guidelines, Standards, etc. mentioned above.

**I further state** that during the period under review and based on my verification of the records maintained by the Company and also on the review of compliance report taken on record by the Board of Directors of the Company, in my opinion, adequate systems, processes and control mechanism exist in the Company to monitor and ensure compliance with applicable Industry specific laws, environmental laws, labour laws, and other applicable laws. However following finding made during the course of the audit relating to the provisions of Companies Act has been addressed by the Company:

**I further report that**

The Board of Directors of the Company is duly constituted with proper balance of Non-Executive Directors and Independent Directors. The changes in the composition of the Board of Directors that took place during the period under review were carried out in compliance with the provisions of the Act.

Adequate notice is given to all directors to schedule the Board Meetings. Agenda were sent at least seven days in advance, and a system exists for seeking and obtaining further information and clarifications on the agenda items before the meeting for meaningful participation at the meeting.

**I further report** that there are adequate systems and processes in the company commensurate with the size and operations of the company to monitor and ensure compliance with applicable laws, rules, regulations and guidelines.

**N.C. Khanna**  
**Practicing Company Secretary**  
**FCS:4268**  
**CP NO.:5143**

DATE: 14<sup>th</sup> May, 2018  
 PLACE: NEW DELHI

**ANNEXURE 'A'**

To  
The Members  
**ALANKIT LIMITED**  
205-208, Anarkali Complex,  
Jhandewalan Extension,  
New Delhi 110055

Our report of even date is to be read along with this letter.

1. Maintenance of secretarial record is the responsibility of the management of the Company. Our responsibility is to express an opinion on these secretarial records based on our Audit.
2. We have followed the audit practices and processes as were appropriate to obtain reasonable assurance about the correctness of the contents of the Secretarial records. The verification was done on test basis to ensure that correct facts are reflected in secretarial records. We believe that the processes and practices, we followed provide a reasonable basis for our opinion.
3. We have not verified the correctness and appropriateness of financial records and Books of Accounts of the company.
4. Where ever required, we have obtained the Management representation about the compliance of Laws, Rules and Regulations and happening of events etc.
5. The compliance of the provisions of Corporate and other applicable Laws, Rules, Regulations, Standards is the responsibility of management. Our examination was limited to the verification of procedures on test basis.
6. The Secretarial Audit Report is neither an assurance as to the future viability of the Company nor of the efficacy or effectiveness with which the management has conducted the affairs of the Company.

**N.C. Khanna**  
**Practicing Company Secretary**  
**FCS:4268**  
**CP NO.:5143**

DATE: 14<sup>th</sup> May, 2018  
PLACE: NEW DELHI

## CSR REPORT

### ANNUAL REPORT ON CORPORATE SOCIAL RESPONSIBILITY (CSR) ACTIVITIES

(As prescribed under Section 135 of the Companies Act, 2013 and Companies (Corporate Social Responsibility Policy) Rules, 2014)

1. A brief outline of the company's CSR policy, including overview of projects or programs proposed to be undertaken and a reference to the web-link to the CSR policy and projects or programs.

#### **Alankit CSR Philosophy**

The primary purpose of Alankit's CSR philosophy is to make a meaningful and measurable impact on the lives of economically, physically and socially challenged communities, by actively supporting initiatives that aim at creating suitable conditions for their sustainable livelihoods. Alankit has always taken care of the deprived section of our society and extended generous help towards their upliftment. At Alankit, Corporate Social Responsibility (CSR) activities have been designed to promote education and provide opportunities for increasing employment and income generation for these communities.

#### **Management vision**

The Board of Directors and the management of the Alankit Group are committed to assist the under privileged and needy section of the society and to help building a sustainable way of living for them. The management believes that in the long-term, this is the best way for business to grow. The Company believes that its geographical spread will help them to undertake such activities.

#### **Areas covering Alankit CSR Initiatives:**

Based on Alankit's philosophy and past practices, the following areas shall be covered under the company's CSR Policy in accordance with Schedule VII of the Companies Act, 2013. As it has been clarified in the General Circular No.21/2014 dated 18th June, 2014 issued by the Government of India, the entries in Schedule VII shall be interpreted liberally so as to capture the essence of the subjects enumerated in the said Schedule.

- i) Promotion of education especially among children, women, elderly and the differently abled.

Website of the Company: [www.alankit.in](http://www.alankit.in)

2. The Composition of the CSR Committee:

The Corporate Social Responsibility Committee composition

NAME	DESIGNATION
Mr. Yash Jeet Basrar	Independent Director
Mr. Alok Kumar Agarwal	Non Executive Director
Mr. Ankit Agarwal	Managing Director

3. Average net profit of the company for last three financial years is ₹ 87,888,878
4. Amount spent to be spent (2% or more of Average Net Profit of last three year) i.e. ₹ 17,57,777
5. Details of CSR spent during the financial year :
  - a) Total amount spent- ₹ 20,00,000
  - b) Amount unspent- NIL
  - c) Manner in which the amount spent during the financial year is detailed below:

Sl. No.	CSR project or activity identified	Sector in which the Project is covered	Projects or Programmes	Amount outlay (budget) project or programs wise (₹)	Amount spent on the projects or programs	Cumulative expenditure upto the reporting period (₹)	Amount spent : Direct or through implementing agency
1	Promotion of Education	Education	To help eradicate illiteracy from rural and tribal India.	-	20,00,000	20,00,000	Implementing Agency- Ekal Vidyalayas

6. In the opinion of the CSR Committee, the implementation and monitoring of CSR Policy are in compliance with CSR objectives and Policy of the Company.

**YASH JEET BASRAR**  
**CHAIRMAN (CSR COMMITTEE)**

**ANKIT AGARWAL**  
**MANAGING DIRECTOR**

Date: 30th May, 2018  
Place: New Delhi

**CORPORATE GOVERNANCE CERTIFICATE**

To,  
THE MEMBERS OF  
**ALANKIT LIMITED**

We have examined the compliance of regulations of Corporate Governance by Alankit Limited for the Financial Year ended March 31, 2018, as stipulated in regulations Part C of Schedule V of the SEBI (Listing Obligations and Disclosure Requirements) Regulations, 2015 ("Listing Regulations")

The compliance of regulations of Corporate Governance is the responsibility of the management. Our examination was limited to procedures and implementation thereof, adopted by the Company for ensuring the compliance of the regulations of Corporate Governance. It is neither an audit nor an expression of opinion on the financial statements of the Company.

In our opinion and to the best of our information and according to the explanations given to us, we certify that the Company has complied with the regulations of Corporate Governance as stipulated in the above-mentioned Listing Regulations.

We further state that such compliance is neither an assurance as to the future viability of the Company nor the efficiency or effectiveness with which the management has conducted the affairs of the Company.

**FOR MAHESHWARI RAJIV & CO.**  
**Chartered Accountants**

**CA Vinesh Maheshwari**  
**Partner**  
**M. No. 098645**

**DATED: 30.05.2018**  
**PLACE: New Delhi**

**CERTIFICATE IN TERMS OF REGULATION 17(8) OF SECURITIES AND EXCHANGE BOARD OF INDIA  
(LISTING OBLIGATIONS AND DISCLOSURE REQUIREMENTS) REGULATIONS, 2015**

We, Ankit Agarwal, Managing Director and Santoshi Lal Gupta, Chief Financial Officer of the Company certify that:

- a) We have reviewed the Balance Sheet, the statement of Profit and Loss and the Cash Flow Statement for the financial year ended on 31<sup>st</sup> March, 2018 and to the best of our knowledge and belief:
  - i) these statement do not contain any materially untrue statement or omit any material fact or contain statements that might be misleading;
  - ii) these statements together present a true and fair view of the company's affair and are in compliance with existing accounting standards, applicable laws and regulations.
- b) They are, to the best of our knowledge and belief, no transactions entered into by the company during the year which are fraudulent, illegal or volatile of the company's code of conduct.
- c) We accept responsibility for establishing and maintaining internal controls for financial reporting and we have evaluated the effectiveness of internal control systems of the Company pertaining to financial reporting. Deficiencies in the design or operation of such internal controls, if any, of which we are aware have been disclosed to the auditors and the Audit Committee and steps have been taken to rectify these deficiencies.
- d) We have indicated to the Auditors and Audit Committee:
  - i) there has not been any significant change in internal control over financial reporting during the year under reference;
  - ii) there has not been any significant change in accounting policies during the year requiring disclosure in the notes to the financial statements; and
  - iii) we are not aware of any instance during the year of significant fraud with involvement therein of the management or any employee having a significant role in the Company's internal control system over financial reporting.

**For ALANKIT LIMITED**

**ANKIT AGARWAL  
MANAGING DIRECTOR**

**SANTOSHI LAL GUPTA  
CHIEF FINANCIAL OFFICER**

**Place :** New Delhi

**Date:** 30th May, 2018

**ADDENDUM TO ANNUAL REPORT 2016-17**

**DECLARATION REGARDING COMPLINACE BY BOARD MEMBERS AND SENIOR  
MANAGEMENT PERSONNEL WITH THE COMPANY'S CODE OF CONDUCT**

I hereby confirm that the Company has obtained from all the members of the Board and Senior Management Personnel, affirmation that they have complied with the Code of Conduct as applicable to them for the financial year 2016-17.

**ANKIT AGARWAL  
MANAGING DIRECTOR**

**DATE: 06.02.2018  
PLACE: NEW DELHI**



**DECLARATION REGARDING COMPLIANCE BY BOARD MEMBERS AND SENIOR  
MANAGEMENT PERSONNEL WITH THE COMPANY'S CODE OF CONDUCT**

This is to confirm that the Company has adopted a Code of Conduct for its employees including the Managing Director and Executive Directors. In addition, the Company has adopted a Code of Conduct for its Non-Executive Directors including the code for Independent Directors. These Codes are available on the Company's website.

I hereby confirm that the Company has in respect of the year ended March 31, 2018, received from all the members of the Board and Senior Management Personnel, affirmation that they have complied with the Code of Conduct as applicable to them for the financial year 2017-18.

**ANKIT AGARWAL  
MANAGING DIRECTOR**

**Place :** New Delhi  
**Date:** 30th May, 2018

**Statement of Disclosure of Remuneration under Section 197 of Companies Act, 2013 and Rule 5(1) of Companies (Appointment and Remuneration of Managerial Personnel) Rules, 2014**

- i. The ratio of the remuneration of each director to the median remuneration of the employees of the Company for the financial year 2017-18, are as under:

Name of the Director	Designation	Ratio to median remuneration of the employees
Mr. Ankit Agarwal	Managing Director	42:1
Mrs. Preeti Chadha	Whole Time Director & CS	2:1
Mr. Pravin Kumar Bansal	Whole-Time Director	17:1

- ii. The % increase in remuneration of each director, Chief Financial Officer or Company Secretary, if any , in the financial year 2017-18, are as under:

Designation	Name of Employee	% increase in remuneration
Managing Director	Mr. Ankit Agarwal	150
CFO	Mr. Atul Kumar**	0
CFO	Mr. Santoshi Lal Gupta*	0
Company Secretary & WTD	Ms. Preeti Chadha	0

\* Mr. Santoshi Lal Gupta was appointed as CFO of the Company w.e.f 10.02.2018

\*\*Mr. Atul Kumar resigned from the position of CFO of the Company w.e.f 25.12.2017

- iii. There is no increase in the median remuneration of employees in the financial year 2017-18.
- iv. There are 1984 permanent employees on the rolls of the Company as on March 31, 2018.
- v. The key parameters for any variable component of remuneration availed by the directors: No variable component of remuneration was availed by the directors.
- vi. Average percentile increase already made in the salaries of employees of the Company other than the managerial personnel during the last financial year and its comparison with the percentile increase in the managerial remuneration and justification thereof and point out if there are any exceptional circumstances for increase in the managerial remuneration.

There was no increase in the managerial remuneration of Mr. Ankit Agarwal since his appointment as Managing Director on 26<sup>th</sup> May, 2014, therefore after approval from shareholders through postal ballot dated 14<sup>th</sup> November, 2017 there was increase in managerial remuneration paid to Mr. Ankit Agarwal to ₹ 5,00,000 w.e.f 01<sup>st</sup> November, 2017. Further, the criteria for salary increase to non-managerial personnel is based on internal evaluation of Key Performance Indicators (KPIs), while the salary increase in managerial personnel is based on the remuneration policy as recommended by the Nomination and Remuneration Committee and approved by the Board of Directors. There is no percentile increase in the salary of employees of the Company in the financial year 2017-18.

- vii. The ratio of the remuneration of the highest paid director to that of the employees who are not directors but receive remuneration in excess of the highest paid directors during the financial year: Not applicable

viii. It is hereby affirmed that the remuneration is as per the Remuneration policy of the Company.

**Place :** New Delhi

**Date:** 30th May, 2018

**Annexure to Directors' Report**  
**Form No. MGT-9**  
**EXTRACT OF ANNUAL RETURN**  
**31st March, 2018**

(Pursuant to section 92 (3) of the Companies Act, 2013 and rule 12(1) of the  
Companies (Management and Administration Rules, 2014)

**I REGISTRATION AND OTHER DETAILS**

- i) CIN : L74900DL1989PLC036860
- ii) Registration Date: 05.07.1989
- iii) Name of the Company: ALANKIT LIMITED
- iv) Category/Sub-Category of the Company : Public Company/ Limited by Shares
- v) Address of the Registered office and contact details:  
205-208, Anarkali Complex  
Jhandewalan Extension New Delhi- 110055.  
Tel: 011-41540028  
Email: investor@alankit.com
- vi) Whether listed company : YES
- vii) Name, Address and Contact details of Registrar and Transfer Agent  
Alankit Assignments Ltd.  
Alankit house, 3E/7, Jhandewalan Extension, New Delhi- 110055  
Tel No. 011-42541234  
Email: rta@alankit.com

**II PRINCIPAL BUSINESS ACTIVITIES OF THE COMPANY**

All the business activities contributing 10% or more of the total turnover of the company shall be stated.

S. No.	Name and description of main products/ services	NIC Code of the product/ service	% to total turnover of the company
1	E-Governance	63119	91
2	E-Governance Product	—	—

**III PARTICULARS OF HOLDING , SUBSIDIARY AND ASSOCIATE COMPANIES**

S. No.	Name and address of the company	CIN/ GLN	Holding/ subsidiary/ Associate	% of shares held	Applicable Section
1	Alankit Technologies Limited	U72900DL1992PLC047028	Subsidiary	51	2(87)(ii)
2	Europlus Financial services Limited	U51909DL1994PLC060322	Subsidiary	100	2(87)(ii)
3	Euro Global Brokers Limited	U74999DL2002PLC117807	Subsidiary	100	2(87)(ii)
4	Alankit Life Care Limited	U74110DL1996PLC081979	Subsidiary	100	2(87)(ii)
5	Verasys Technologies Private Limited	U72900MH2016PTC285121	Subsidiary	51	2(87)(ii)

**IV SHARE HOLDING PATTERN** (Equity Share Capital Breakup as percentage of Total Equity)**i) Category-wise Share Holding**

Category of Shareholder	No. of Shares held at the beginning of the year 01.04.2017				No. of Shares held at the end of the year 31.03.2018				% change During the Year
	Demat	Physical	Total	% of Total Share	Demat	Physical	Total	% of Total Share	
<b>A. Promoters</b>									
a) Individual/ HUF	5200000	-	5200000	3.64	13700847	-	13,700,847	9.58	5.95
b) Central Govt	-	-	-	-	-	-	-	-	-
c) State Govt (s)	-	-	-	-	-	-	-	-	-
d) Bodies Corp.	29600000	-	29600000	20.71	83600000	-	83,600,000	58.48	37.77
e) Banks/FI	-	-	-	-	-	-	-	-	-
f) Any Other	-	-	-	-	-	-	-	-	-
<b>Sub-total (A) (1)</b>	<b>34800000</b>	<b>-</b>	<b>34800000</b>	<b>24.34</b>	<b>97300847</b>	<b>-</b>	<b>97,300,847</b>	<b>68.06</b>	<b>43.72</b>
(2) Foreign	-	-	-	-	-	-	-	-	-
a) NRIs- Individuals	-	-	-	-	-	-	-	-	-
b) Other-Individuals	-	-	-	-	-	-	-	-	-
c) Bodies Corp	-	-	-	-	-	-	-	-	-
d) Banks/FI	-	-	-	-	-	-	-	-	-
e) Any other	-	-	-	-	-	-	-	-	-
Sub-tota(A) (2)	-	-	-	-	-	-	-	-	-
<b>Total shareholding of Promoter (A)= (A) (1)+(A)(2)</b>	<b>34800000</b>	<b>-</b>	<b>34800000</b>	<b>24.34</b>	<b>97300847</b>	<b>-</b>	<b>97300847</b>	<b>68.06</b>	<b>43.72</b>
<b>B. Public Shareholding</b>									
<b>1. Institutions</b>									
a) Mutual Funds/Banks/FI	51838	29000	80838	0.06	5244350	29000	5,273,350	3.69	3.63
b) Central Govt	-	-	-	-	-	-	-	-	-
c) State Govt (s)	-	-	-	-	-	-	-	-	-
d) Venture Capital funds	-	-	-	-	-	-	-	-	-
e) Insurance Companies	-	-	-	-	-	-	-	-	-
f) FIIs	-	-	-	-	-	-	-	-	-
h) Foreign Companies	-	-	-	-	-	-	-	-	-
Capital Funds	-	-	-	-	-	-	-	-	-
i) Others (specify)	-	-	-	-	-	-	-	-	-
<b>Sub-total (B) (1) :-</b>	<b>51,838</b>	<b>29000</b>	<b>80838</b>	<b>0.06</b>	<b>5,244,350</b>	<b>29,000</b>	<b>5,273,350</b>	<b>3.69</b>	<b>3.63</b>
<b>2. Non-Institutions</b>									
a) Bodies Corp									
i) India	89411824	63200	89475024	62.59	19009841	63,200	19073041	13.34	(49.25)
ii) Overseas	-	20000	20000	0.01	-	20,000	20,000	0.01	-
b) Individuals									
i) Individual shareholders holding nominal share capital upto Rs.1 lakh/Rs. 2 lakh*	11573796	1156140	12729936	8.90	13827973	992,240	14820213	10.37	1.46
ii) Individual shareholders	4,611,426	-	4,611,426	3.23	4,196,170	-	4196170	2.94	(0.29)
c) Others Clearing Members	-	-	-	-	62,689	-	62689	-	-
d) NRI's	947076	293800	1240876	0.87	1146518	270,600	1417118	0.99	0.12
e) any other	-	-	-	-	783,512	-	783512	0.55	0.55
NBFCs registered with RBI	-	-	-	-	11,160	-	11160	0.01	-
<b>Sub-total (B) (2):-</b>	<b>106,544,122</b>	<b>1533140</b>	<b>108077262</b>	<b>75.60</b>	<b>39,037,863</b>	<b>1346040</b>	<b>40383903</b>	<b>28.25</b>	<b>(47)</b>
<b>Total Public Shareholding (B)=(B)(1)+(B)(2)</b>	<b>106595960</b>	<b>1562140</b>	<b>108158100</b>	<b>75.66</b>	<b>44282213</b>	<b>1,375,040</b>	<b>45,657,253</b>	<b>31.94</b>	<b>(43.72)</b>
<b>C. Share held by Custodian for GDRs &amp; ADRs</b>	-	-	-	-	-	-	-	-	-
<b>Grand Total (A+B+C)</b>	<b>141,395,960</b>	<b>1,562,140</b>	<b>142958100</b>	<b>100.00</b>	<b>141,583,060</b>	<b>1,375,040</b>	<b>142,958,100</b>	<b>100.00</b>	<b>-</b>

## (ii) Shareholding of Promoters

Sr. No.	Shareholder's Name	Shareholding at the beginning of the year			Shareholding at the end of the year			% change during the year
		Number of shares	% of total Share of the Company	% of share pledged/ encumbered to total shares	Number of shares	% of total Share of the Company	% of share pledged/ encumbered to total shares	*Refer Note:1
1	Alka Agarwal	1200000	0.84	-	3700000	2.59	-	1.75
2	Ankit Agarwal	4000000	2.80	-	4000000	2.80	-	-
3	Alok Kumar Agarwal	0	0.00		847	0.00		0.00
4	Pratishtha Garg	0	0.00		4436000	3.10		3.10
5	Sakshi Agarwal	0	0.00		1564000	1.09		1.09
6	Alankit Associates Private Limited	1600000	1.12	-	27600000	19.31	-	18.19
7	Alankit Finsec Limited	28000000	19.59	-	28000000	19.59	-	-
8	Alankit Assignments Limited	0	0.00		28000000	19.59		19.59
	<b>TOTAL</b>	<b>34800000</b>	<b>24.34</b>	<b>NIL</b>	<b>97300847</b>	<b>68.06</b>	<b>NIL</b>	

Note: 1 The Change in shareholding structure is due to acquisition of shares by Mr. Alok Kumar Agarwal, Mrs. Alka Agarwal, Mrs. Pratishtha Garg, Mrs. Sakshi Agarwal, Alankit Associates Private Limited and Alankit Assignments Limited under Open Offer pursuant to Regulation 3(1) and Regulation 3(3) of Securities and Exchange Board of India (Substantial Acquisition of Shares and Takeovers) Regulations, 2011 and subsequent amendments thereto

## iii) Change in Promoters' Shareholding (Please specify, if there is no change)

Sr. No.	Shareholder's Name	Shareholding at the beginning of the year		Date	Reason	Increase / Decrease in Shareholding		Cumulative shareholding during the year	
		Number of shares	% of total Share of the Company			Number of shares	% of total Share of the Company	Number of shares	% of total Share of the Company
1	Alka Agarwal	1200000	0.84					1200000	0.84
				19.09.2017	Acquisition of shares pursuant to Open Offer	2500000	1.75		
				31.03.2018	At the end of Year	-	-	3700000	2.59
2	Alok Kumar Agarwal	0	0.00					0	0.00
				19.09.2017	Acquisition of shares pursuant to Open Offer	847	0.00		
				31.03.2018	At the end of Year	-	-	847	0.00
3	Pratishtha Garg	0	0.00					0	0.00
				19.09.2017	Acquisition of shares pursuant to Open Offer	4436000	3.10		
				31.03.2018	At the end of year	-	-	4436000	3.10
4	Sakshi Agarwal	0	0.00					0	0.00
				19.09.2017	Acquisition of shares pursuant to Open Offer	1564000	1.09		
				31.03.2018	At the end of year	-	-	1564000	1.09
5	Alankit Associates Private Limited	1600000	1.12					1600000	1.12
				19.09.2017	Acquisition of shares pursuant to Open Offer	26000000	18.19		
				31.03.2018	At the end of year	-	-	27600000	19.31
5	Alankit Assignments Limited	0	0.00					0	0.00
				19.09.2017	Acquisition of shares pursuant to Open Offer	28000000	19.59		
				31.03.2018	At the end of year	-	-	28000000	19.59

Note: Except for the above there is no change in Shareholding of Mr. Ankit Agarwal and Alankit Finsec Limited.

**iv) Shareholding Pattern of top ten Shareholders (other than Directors, Promoters and Holders of GDRs and ADRs)**

Sr. No.	For each of the top 10 Shareholders	Shareholding at the beginning of the year		Shareholding at the end of the year	
		Number of shares	% of Total Share of the company	Number of shares	% of Total Share of the company
1	Habrok India Master LP	0	0.00	5176182	3.62
2	Kuber Recycle Projects Limited	1600000	1.12	4200000	2.94
3	Newwave Commercial Private Limited	28000000	19.59	3434656	2.40
4	Liberal Properties Private Limited	2800000	1.96	2200000	1.54
5	Rajbir Singh Makhni	1074720	0.75	874720	0.61
6	Vishanji Shamji Dedhia	0	0.00	850000	0.59
7	Bang Equity Broking Private Limited	0	0.00	528024	0.37
8	Sunil Govind Naik	0	0.00	521000	0.36
9	Mahabir Parshad Gupta	672800	0.47	500000	0.35
10	Gaurav Ashok Maheshwari	419200	0.29	419200	0.29
	<b>TOTAL</b>	<b>34566720</b>	<b>24.18</b>	<b>18703782</b>	<b>13.08</b>

**v) Shareholding of Directors and Key Managerial Personnel**

Sr. No.	For each of the top 10 Shareholders	Shareholding at the beginning of the year		Shareholding at the end of the year	
		Number of shares	% of Total Share of the company	Number of shares	% of Total Share of the company
1	Ankit Agarwal	4000000	2.80	4000000	2.80
2	Alok Kumar Agarwal	0	0.00	847	0.00

**vi. INDEBTEDNESS**

Indebtedness of the Company including interest outstanding /accrued but not due for payment. (₹ )

	Secured Loans excl. deposits	Unsecured Loan	Deposits
<b>Indebtedness at the beginning of the financial year</b>			
i) Principal Amount	49,955,695	-	-
ii) Interest due but not paid	125,968	-	-
lii) Interest accrued but not due	-	-	-
<b>Total (i+ii+iii)</b>	<b>50,081,663</b>	<b>-</b>	<b>-</b>
<b>Change in Indebtedness during the financial year</b>			
-Addition	0	-	-
-Reduction	397,049	-	-
Net Change Indebtedness	(397,049)	-	-
<b>At the end of the financial year</b>			
i) Principal Amount	49,220,127	-	-
ii) Interest due but not paid	464,487	-	-
iii) Interest accrued but not due	-	-	-
<b>Total (i+ii+iii)</b>	<b>49,684,614</b>	<b>-</b>	<b>-</b>

**VI. REMUNERATION OF DIRECTORS AND KEY MANAGERIAL PERSONNEL****A. Remuneration to Managing Director, Whole-time Director and or Manager****(₹ )**

S. No.	Particulars of Remuneration	Ankit Agarwal Managing Director	Preeti Chadha Whole Time Director	Pravin Kumar Bansal Whole Time Director
1	Gross Salary a) Salary as per provisions contained in section 17(1) of the Income-Tax Act,1961 b) Value of perquisites u/s 17(2) Income Tax Act,1961 c) Profits in lieu of salary under section 17(3) of Income Tax Act ,1961	3,900,000 NIL NIL	463,877 NIL NIL	930,122 NIL NIL
2	Stock Option	NIL	NIL	NIL
3	Sweat Equity	NIL	NIL	NIL
4	Commission -as % of profit -others, specify	NIL	NIL	NIL
5	Other please specify Total (A) Ceiling as per the Act	NIL <b>3,900,000</b>	NIL <b>463,877</b>	NIL <b>930,122</b>

**B. Remuneration to other directors:****(₹ )**

Sr. No.	Particulars of Remuneration	Sitting fee for attending Board / Committee Meeting	Commission	Other Please Specify	Total Amount
1	<b>Independent Directors</b> Mr. Yash Jeet Basrar Mr. Pradip Kumar Banerji Mr Shyam Kishore Lal <b>Total (1)</b>	120,000 100,000 80,000 <b>300,000</b>	- - - -	- - - -	120,000 100,000 80,000 <b>300,000</b>
2	<b>Other Non-Execuitve Directors</b> Mr. Alok Kumar Agarwal <b>Total (2)</b> <b>Total (B)= (1+2)</b> Total Managerial Remuneration Overall Ceiling as per Act	60,000 <b>60,000</b> <b>360,000</b>	- - -	- - -	60,000 60,000 <b>360,000</b>



**C. REMUNERATION TO KEY MANAGERIAL PERSONNEL OTHER THAN MD/MANAGER/WTB (In ₹)****(₹ )**

S. No.	Particulars of Remuneration	Key Managerial Personnel	
		Chief Financial Officer Santoshi Lal Gupta*	Chief Financial Officer Atul Kumar**
1	Gross Salary		
	a) Salary as per provisions contained in section 17(1) of the Income Tax Act, 1961	4,94,283	9,00,000
	b) Value of perquisites u/s 17(2) of Income Tax Act, 1961	-	-
	c) Profits in lieu of salary under section 17(3) of Income Tax Act, 1961	-	-
2	Stock Option	-	-
3	Sweat Equity	-	-
4	Commission as % of Profit	-	-
	- others, specify	-	-
5	Others, please specify	-	-
	Total-(C)	<b>4,94,283</b>	<b>9,00,000</b>

\* Mr. Santoshi Lal Gupta was appointed as CFO of the Company w.e.f 10.02.2018

\*\*Mr. Atul Kumar resigned from the position of CFO of the Company w.e.f 25.12.2017

**VII. PENALTIES/PUNISHMENT /COMPOUNDING OF OFFENCES:**

There are no penalties/punishments/compounding of offences under any sections of the Companies Act, 2013 against the Company or its Directors or other Officers in default, if any, during the year.

On behalf of Board of Directors  
For Alankit Limited

Alok Kumar Agarwal  
Chairman

Place : New Delhi

Date: 30th May, 2018

## **REPORT OF THE DIRECTORS ON CORPORATE GOVERNANCE**

A detailed report on Corporate Governance for the Financial Year 2017-18 is given below:

### **COMPANY'S PHILOSOPHY ON CORPORATE GOVERNANCE**

Principles of Good Corporate Governance are based on transparency, accountability and focus on the sustainable success of the Company. Alankit Limited believes in maintaining high standards of Corporate Governance as a part of its legacy and constitution.

The Company is trying to uphold and nurture these core values of Corporate Governance in all respects of its operations. The Company believes in maximizing its shareholders' value following transparency and fairness towards all its stakeholders' viz. customers, business partners, investors, human capital, the government and the society. The Company practices ethical standards in all its dealings. The Company has been following principles of transparency and adequacy in all the disclosures through Annual Reports, financial results and other documents submitted to stock exchanges.

### **BOARD OF DIRECTORS**

The Board is overall responsible to oversee the general affairs, performance and long term success of business as a whole to protect the long-term interest of the stakeholders.

#### **Composition of Board of Directors**

The Board of your Company has a good mix of Executive and Non-Executive Directors with half of the Board comprising Independent Directors. As on the date of this Report, the Board consists of Eight Directors comprising one Non-Executive Chairman/Director, four Independent Directors, three Executive Directors including One Women Director. The Independent Directors meet the criteria prescribed for an Independent Director as stipulated in Regulation 16(1)(b) of the SEBI (LODR) and Section 149(6) of the Companies Act, 2013. The Composition of the Board is in conformity with Regulation 17 of the SEBI (LODR) and Section 149 of the Companies Act, 2013.

#### **Appointment & Tenure**

Director liable to retire by rotation step down at the Annual General Meeting each year and, if eligible, offer themselves for re-election, in accordance with the Articles of Association of the Company.

#### **Board Meetings, Attendance and Directorships of Directors**

During the financial year under review, the Board of Directors met 4 (Four) times on

<b>First Board Meeting</b>	<b>30<sup>th</sup> May, 2017</b>
<b>Second Board Meeting</b>	<b>9<sup>th</sup> August, 2017</b>
<b>Third Board Meeting</b>	<b>14<sup>th</sup> November, 2017</b>
<b>Fourth Board Meeting.</b>	<b>10<sup>th</sup> February, 2018</b>

Composition and Category of Directors, attendance of each Director at the Board Meetings. Number of Directorship(s)/Committee Membership(s)/Chairmanship(s) as on 31<sup>st</sup> March, 2018:

S. No.	Name of Directors	Category	No. of Board Meetings attended	No. Of Directorship in other Companies	No. Of Committees #	
					Membership(s) held in other companies	Chairmanship(s) held in other companies
1.	Alok Kumar Agarwal	Non-Independent, Non-Executive	3	12	—	1
2.	Ankit Agarwal	Non-Independent, Executive	4	6	—	—
3.	Yash Jeet Basrar	Independent, Non-Executive	4	12	—	—
4.	Shyam Kishore Lal	Independent, Non-Executive	2	—	—	—
5.	Pradip Kumar Banerji	Independent Non-Executive	3	—	—	—
6.	Ashok Shantilal Bhuta*	Independent Non-Executive	-	—	—	—
7	Pravin Kumar Bansal^	Non Independent, Executive	2	1	—	—
8	Preeti Chadha	Non Independent, Executive	4	—	—	—

\* Ashok Shantilal Bhuta was appointed as Additional Director designated as Independent in Board Meeting held on 30<sup>th</sup> May, 2018

^ Pravin kumar Bansal was appointed as Additional Director on the Board on 01<sup>st</sup> November, 2017.

# only covers Membership / Chairpersonship of Audit Committee and Stakeholders Relationship Committee of public limited companies.

## All the Directors have attended the 28<sup>th</sup> Annual General Meeting held on 26<sup>th</sup> September, 2017 except Mr. Pradip Kumar Banerji and Mr. Shyam Kishore Lal.

#### Section 165 of the Companies Act, 2013:

- 1) None of the Directors of the Company holds office of directorships in more than 20 companies. This includes alternate directorships, private limited companies and Section 8 companies.
- 2) None of the Directors of the Company holds office of directorships in more than 10 public limited companies. This includes directorship in private companies that are either holding or subsidiary company of a public company

#### Regulation 25 of the Listing Regulations:

- 1) None of the Directors of the Company serve as an Independent Director in more than 7 listed companies.
- 2) None of the Whole-Time Directors of the Company serve as an Independent Director in any listed company

#### **Board Support**

The Company Secretary is responsible for collation, review and distribution of all papers submitted to the Board for consideration. The Company Secretary is also responsible for the preparation of the agenda and convening of the Board Meetings. The Company Secretary attends all the meeting of the Board and its Committees, advises/assures the Board on Compliance and Governance principles and ensures appropriate recording of minutes of the meeting.

**COMMITTEES OF THE BOARD**

Your Company has Five Committees:

1. Audit Committee
2. Nomination & Remuneration Committee
3. Stakeholders Relationship Committee
4. Management Committee
5. CSR Committee

**1. Audit Committee:**

The powers, role and terms of reference of the Audit Committee covers the areas as contemplated under Section 177 of the Companies Act, 2013 ("the Act") and Regulation 18 of Listing Regulations, as applicable, besides other terms as referred by the Board of Directors. Audit Committee of the Board is constituted to provide the assistance in financial and other allied matters to the Board of Directors of the Company. All members of the Audit Committee are financially literate and have related financial management expertise by virtue of their comparable experience and background.

Audit Committee consists of following members:

Name	Category
Yash Jeet Basrar	Chairman
Ashok Shantilal Bhuta	Member
Preeti Chadha	Member

\*Audit Committee was reconstituted on 30<sup>th</sup> May, 2018, accordingly, Mr. Ashok Shantilal Bhuta become member of the Audit Committee in place of Mr. Shyam Kishore Lal.

**Objective of Audit Committee**

The Objective of the Audit Committee is to oversee the financial reporting process and to ensure that the financial statement of the Company is correct, sufficient and credible.

The terms of reference of Audit Committee are as follows:

- o the recommendation for appointment, remuneration and terms of appointment of auditors of the company;
- o review and monitor the auditor's independence and performance, and effectiveness of audit process;
- o reviewing with the management quarterly results and annual financial statements before submission to the Board for approval;
- o approval or any subsequent modification of transactions of the company with related parties;
- o scrutiny of inter-corporate loans and investments;
- o valuation of undertakings or assets of the company, wherever it is necessary;
- o evaluation of internal financial controls and risk management systems;
- o monitoring the end use of funds raised through public offers and related matters.
- o establish and Monitor Vigil Mechanism.
- o monitor Compliance Mechanism.
- o compliance of Internal Financial Controls and Risk Management.

**Meetings of the Audit Committee:**

The Audit Committee met 4 times during the year on 28.05.2016, 26.08.2016, 11.11.2016 and 30.01.2017. The gap between two meetings was not more than 4 months. The attendance record of the members is as follows:

S. No.	Name	Category	No. of Meetings Held	No. of Meeting Attended
1.	Yash jeet Basrar	Chairman	4	4
2.	Shyam Kishore Lal*	Member	4	2
3.	Preeti Chadha	Member	4	4

\* Audit Committee was reconstituted on 30<sup>th</sup> May, 2018, accordingly, Mr. Ashok Shantilal Bhuta become member of the Audit Committee and Shyam Kishore Lal tender his resignation from the committee.

## 2. Nomination & Remuneration Committee:

It consists of following:

Name	Category
Mr. Yash Jeet Basrar	Chairman
Mr. Alok Kumar Agarwal	Member
Mr. Ashok Shantilal Bhuta	Member

\* Nomination & Remuneration Committee was reconstituted on 30<sup>th</sup> May, 2018, accordingly, Mr. Ashok Shantilal Bhuta become member of the Nomination & Remuneration Committee in place of Mr. Shyam Kishore Lal and Mr. Pradip Kumar Banerji.

The terms of reference of Nomination & Remuneration Committee are as follows:

- The Committee shall identify persons who are qualified to become directors and who may be appointed in senior management in accordance with the criteria laid down, recommend to the Board their appointment and removal and shall carry out evaluation of every director's performance.
- It shall formulate the criteria for determining qualifications, positive attributes and independence of a director and recommend to the Board a policy, relating to the remuneration for the directors, key managerial personnel and other employees.

### Meetings of the Nomination and Remuneration Committee:

The Nomination and Remuneration Committee met 2 times during the year on 14.11.2017 and 10.02.2018. The attendance record of the members is as follows:

S. No.	Name	Category	No. of Meetings Held	No. of Meeting Attended
1.	Yash jeet Basrar	Chairman	2	2
2.	Shyam Kishore Lal*	Member	2	1
3.	Alok Kumar Agarwal	Member	2	2
3.	Pradip Kumar Banerji	Member	2	1

## 3. Stakeholders Relationship Committee:

The Committee was constituted to oversee the transfer of shares within the stipulated time period and to redress shareholders' complaints such as transfer/transmission of shares, non-receipt of balance sheet, non-receipt of declared dividends, etc. The Stakeholders Relationship Committee consists of the following:

Name	Category
Mr. Yash Jeet Basrar	Chairman
Mr. Shyam Kishore Lal	Member
Mr. Pradip Kumar Banerji	Member
Ms. Preeti Chadha	Member

During the year, 2 complaints were received from shareholders and investors. All the complaints have been resolved to the satisfaction of the complainants and no investor complaint was pending at the beginning or at the end of the year. The Company has acted upon all valid requests for share transfer received during 2017-18 and no such transfer is

pending. The Committee has met one time during the year on 10<sup>th</sup> February, 2018.

#### 4. Meeting of Independent Directors

The independent directors have met on 22<sup>nd</sup> March, 2018 without the presence of non-independent directors. The independent directors have evaluated the performance of Chairperson of the Board, non-independent directors and of the Board during the year and quality of board performance, timeliness of flow of information with the Board.

#### 5. Management Committee

The management committee consists of the following members:

Name	Category
Mr. Ankit Agarwal	Chairman
Mr. Yash Jeet Basrar	Member
Mr. Alok Kumar Agarwal	Member
Ms. Preeti Chadha	Member

There are total 19 (nineteen) Management Committee Meetings held during the year, minutes of which have been placed during the Board Meetings and the Board took the note of the same.

#### 6. CSR Committee:

The Committee oversees, inter-alia, corporate social responsibility and other related matters as may be referred by the Board of Directors and discharges the roles as prescribed under Section 135 of the Act which includes formulating and recommending to the Board, a Corporate Social Responsibility (CSR) Policy indicating the activities to be undertaken by the Company, as per Schedule VII to the Act; recommending the amount of expenditure to be incurred; and monitoring the CSR Policy of the Company. The Committee has met one time during the year on 07<sup>th</sup> March, 2018.

CSR Committee consists of the following member:

Name	Category
Mr. Yash Jeet Basrar	Chairman
Mr. Ankit Agarwal	Member
Mr. Alok Kumar Agarwal	Member

#### GOVERNANCE OF SUBSIDIARY COMPANIES

The minutes of the Board Meetings of the subsidiary companies along with the details of significant transactions and arrangements entered into by the subsidiary companies are shared with the Board of Directors on a quarterly basis. The financial statements of the subsidiary companies are presented to the Audit Committee. The Company does not have a material subsidiary as on the date of this report, having a net worth exceeding 20% of the consolidated net worth or income of 20% of the consolidated income of your Company. The information in respect of the loans and advances in the nature of loans to subsidiaries pursuant to Regulation 34 of the Listing Regulations is provided in Notes to the standalone financial statements.

#### GENERAL BODY MEETINGS

Details of last three Annual General Meetings of the Company are as follows:

Description of Meetings	Date	Time	No. Of Special Resolution Passed	Venue of AGM
28 <sup>th</sup> AGM	26.09.2017	10:00 AM	0	Mohan Vilas, Main G.T. Karnal Road, Delhi-110036
27 <sup>th</sup> AGM	08.08.2016	10:00 AM	1	
26 <sup>th</sup> AGM	10.08.2015	10:00 AM	6	

- 4 Special Resolutions were passed through postal ballot and Remote E-Voting vide notice dated 14<sup>th</sup> November, 2017. Details of resolutions are given below:

Details of Agenda	Resolution passed
Approval of Related Party Transactions	Special Resolution
Appointment and Fixation of Remuneration of Mr. Pravin Kumar Bansal as Whole-Time Director	Special Resolution
Increase in Remuneration of Mr. Ankit Agarwal, Managing Director of the Company	Special Resolution
To Execute Royalty Agreement	Special Resolution

#### DISCLOSURE

1. Related Parties Transactions as required under Accounting Standard (AS-18) are furnished as Note No. 30 and attached to & forming part of Balance Sheet & Statement of Profit & Loss for the financial year ended on 31<sup>st</sup> March, 2018.
2. The Company has complied with all the legal provisions of the Companies Act, 2013 and no penalty has been imposed by the stock exchanges on the Company during the last 3 years.
3. There is no pecuniary relationship or transaction with Independent/Non-executive Director.
4. None of transactions with any of related parties were in conflict with the interest of the Company.
5. The Company has fulfilled the following Discretionary requirements as prescribed in Part-E of Schedule II of Corporate Governance of the Listing Agreements entered into with the Stock Exchanges:
  - (a) The Company has adopted a Whistle Blower Policy and has established the necessary mechanism for employees to report concerns about unethical behavior.
  - (b) The Statutory Financial Statements of the Company are unqualified.

#### INTERNAL FINANCIAL CONTROLS AND RISK MANAGEMENT

The Company has systems for corporate risk assessment and mitigation. Business risk assessment procedures have been set in place for self-assessment of business risks, operating controls and compliance with Corporate Policies. There is an ongoing process to track the evolution of the risks and delivery of mitigating action plans. The procedures adopted provide the Management an assurance on the internal processes and systems.

#### MEANS OF COMMUNICATION

Effective communication of information is an essential component of corporate governance. It is the process of sharing information, ideas, thoughts, opinions and plans to all stakeholders which promotes managements-shareholders relations. The Company regularly interacts with shareholders through multiple channels of communication such as results announcement, annual report, media releases, Company's website and subject specific communications. The quarterly, half yearly and annual results of the Company's performance are published in newspapers. These results are also made available on the website of the Company, viz. <http://www.alankit.in/>.

#### CODE OF CONDUCT

Code of conduct for the Directors and senior management was adopted by the Board. This code of conduct is also available on the website of the Company, viz., <http://www.alankit.in/>. For the year under review, all directors and members of management have affirmed their adherence to the provisions of the Code.

#### PREVENTION OF INSIDER TRADING

The Board has approved a Code of Practices & Procedures for Fair Disclosure of Unpublished Price Sensitive Information (UPSI) and Share Dealing Code for Prevention of Insider Trading in terms of SEBI (Prevention of Insider Trading) Regulations, 2015. The code ensures that the employees deal in the shares of the Company only at a time when any price sensitive information that could be known to the employee is also known to the public at large. This code is applicable to designated employees and directors of the Company.

**CFO CERTIFICATION**

In accordance with SEBI (LODR) Regulations, 2015, Mr. Ankit Agarwal, the Managing Director and Mr. Santoshi Lal Gupta, the CFO of the Company, have inter alia, certified and confirmed to the Board about the correctness of the financial statements, adequacy of internal control measures and matters to be reported to the Audit Committee.

**COMPLIANCES UNDER LISTING AGREEMENT**

Company is regularly complying with the provisions of the Listing Agreement. Information's, certificates and returns as required under Listing Agreement are sent to the stock exchanges within the prescribed time.

**STRICTURES AND PENALTIES**

During the year, no penalties or strictures have been imposed on the Company by any stock exchange, SEBI or other statutory authority on matters relating to the capital markets.

**INFORMATION ON DEVIATION FROM ACCOUNTING STANDARDS, IF ANY**

There has been no deviation from the Accounting Standards in preparation of annual accounts for the financial year 2017-18.

**CERTIFICATE ON CORPORATE GOVERNANCE BY PRACTISING CHARTERED ACCOUNTANT**

The Certificate on compliance of the Listing Agreement relating to Corporate Governance by a Practising Chartered Accountant has been obtained.

**GENERAL SHAREHOLDERS INFORMATION**

i	<b>Annual General Meeting Day, Date, Time &amp; Venue</b>	Friday, 28th September, 2018, 10 AM Mohan Vilaas, GT Karnal Road, Delhi
ii	<b>Financial Year</b>	2017-18
iii	<b>Date of Book Closure</b>	22.09.2018 to 28.09.2018
iv	<b>Listing on Stock Exchange</b>	Bombay Stock Exchange Limited National Stock Exchange Limited
v	<b>Scrip Code Scrip ID ISIN</b>	531082 ALANKIT INE914E01040

**SHARE TRANSFER SYSTEM**

The Board of Directors have delegated the power of approving the transfer, transmission of shares and other matters like consolidation of share certificates, issue of duplicate share certificates, dematerialization / rematerialisation of shares, to registrar & share transfer agents of the Company. All the matters are approved by RTA regularly.

Presently, the share transfer instruments which are received in physical form are being processed by R&T Agent, Alankit Assignments Limited and the share certificates are dispatched within a period of 30 days from the date of receipt thereof, subject to documents being complete and valid in all respects. The request for dematerialization of shares are also processed by R&T Agent within stipulated period of 21 days and uploaded with the concerned depositories.

The Company obtains half-yearly certificate of compliance related to the share transfer formalities from Company Secretary in practice as required under the Listing Agreement with Stock Exchanges and files a copy of certificate with Stock Exchanges on or before due date.



**CATEGORIES OF SHAREHOLDERS AS ON 31<sup>ST</sup> MARCH, 2018**

Category	No. of Shares Held	Percentage of Shareholding
<b>A. Promoters Holding Indian</b>		
1. Individual	13700847	9.58
2. Body Corporate	83600000	58.48
<b>Sub-Total</b>	<b>97300847</b>	<b>68.06</b>
<b>B. Non-Promoter's Holding</b>		
3. Institutional Investors		
a. Banks, Financial Institutions, Insurance Companies (Central/State Govt. Institutions/Non-Government Institutions)	5273350	3.69
4. Non Institutional Investors		
a. Bodies Corporate	19146890	13.39
b. Individuals	19799895	13.85
c. NRIs	1417118	0.99
d. OCBs	20000	0.01
<b>Sub-Total</b>	<b>45657253</b>	<b>31.94</b>
<b>GRAND TOTAL</b>	<b>142958100</b>	<b>100.00</b>

**DISTRIBUTION OF EQUITY SHARES**

Total Number of Equity Shares 14,29,58,100

Paid up value per share - ₹ 1/- each

Shareholding (No. of Shares)	Number of Shareholders	% of shareholders	Number of Shares	% of Shareholding
1 to 5000	15067	96.52	7664115	3.60
5001 to 10000	276	1.77	2045923	1.19
10001 to 20000	114	0.73	1713428	1.12
20001 to 30000	47	0.30	1146429	0.70
30001 to 40000	24	0.15	848349	0.75
40001 to 50000	16	0.10	766858	0.48
50001 to 100000	27	0.17	1998549	1.46
100001 and above	40	0.26	126774449	90.70
<b>TOTAL</b>	<b>15611</b>	<b>100.00</b>	<b>142958100</b>	<b>100.00</b>

**MARKET PRICE DATA BSE (Figures in ₹)**

Month	Open	High	Low	Close	Total Turnover
April	23.95	24.30	22.00	22.45	1,90,51,374
May	23.05	28.75	20.40	27.95	19,71,96,327
June	28.50	38.50	27.60	33.75	35,48,17,282
July	34.00	35.90	33.25	34.95	9,84,04,757
August	35.90	37.45	32.20	36.90	13,74,80,386
September	37.70	37.70	31.00	32.25	36,33,51,412
October	32.90	37.60	30.50	35.70	64,39,23,832
November	36.45	50.30	34.35	45.00	67,05,26,064
December	45.45	69.70	42.25	69.55	14,76,25,777
January	70.90	88.65	59.30	62.95	15,88,41,712
February	64.00	66.05	46.55	56.60	4,73,45,961
March	56.00	58.50	41.00	42.20	5,76,95,124

**MARKET PRICE DATA NSE (Figures in ₹)**

Month	Open	High	Low	Close	Total Turnover
April	24.00	24.30	22.15	22.50	7,11,62,506
May	22.80	28.70	20.50	27.90	1,63,86,16,389
June	28.30	38.40	27.50	33.80	1,50,30,38,694
July	33.05	35.85	33.05	35.20	22,93,38,162
August	35.05	37.20	32.95	36.85	33,26,45,108
September	37.50	37.50	31.60	32.30	81,11,73,240
October	32.10	37.65	30.35	35.70	1,31,03,43,447
November	35.70	50.35	34.25	45.00	1,65,34,86,053
December	46.00	69.90	42.15	69.65	72,69,30,917
January	72.00	88.75	60.10	63.15	95,40,69,567
February	64.40	66.50	46.50	56.50	34,04,19,739
March	57.00	58.55	41.40	42.50	31,11,50,202

**DEMATERIALIZATION OF SHARES**

The Shareholders of the Company have the option to dematerialize their shares. Company has an agreement with NSDL & CDSL for Dematerialization of Shares

**Bifurcations of shares held in physical and demat form as on 31st March, 2017**

Total Issued Capital	No. of Shares	% of Total Capital
Demat Form	14,15,83,060	99.04
Physical Form	13,75,040	0.96
<b>Total</b>	<b>14,29,58,100</b>	<b>100.00</b>

**REGISTERED OFFICE:**

205-208, Anarkali Complex,  
Jhandewalan Extension,  
New Delhi-110055

**REGISTRAR AND SHARE TRANSFER AGENT:**

**Alankit Assignments Limited**

3E/7, Jhandewalan Extension,  
New Delhi-110055  
Ph No. 011-42541234  
Fax: 011-42541967

**INVESTOR CORRESPONDENCE MAY BE ADDRESSED TO:**

**Preeti Chadha**

**Company Secretary**

Alankit Limited  
205-208, Anarkali Complex,  
Jhandewalan Extension,  
New Delhi-110055  
Ph No. 011-41540028  
Fax: 011-41540028  
E-mail id: preeti1@alankit.com  
Website: <http://www.alankit.in/>

**On behalf of Board of Directors  
For Alankit Limited**

**Alok Kumar Agarwal  
Chairman**

**Place :** New Delhi

**Date:** 30th May, 2018

## **STANDALONE INDEPENDENT AUDITORS' REPORT**

To,  
The members of  
**ALANKIT LIMITED**

### **Report on the Standalone Financial Statements**

We have audited the accompanying standalone financial statements of **ALANKIT LIMITED** ("the Company"), which comprise the Balance Sheet as at March 31, 2018, and the Statement of Profit and Loss (including Other Comprehensive Income), the Statement of Changes in Equity and the Statement of Cash Flows for the year then ended and a summary of the significant accounting policies and other explanatory information (hereinafter referred to as 'Standalone Financial Statements')

### **Management's Responsibility for the Standalone Financial Statements**

The Company's Board of Directors is responsible for the matters stated in Section 134(5) of the Companies Act, 2013 ("the Act") with respect to the preparation of these standalone financial statements that give a true and fair view of the financial position, financial performance including other comprehensive income, cash flows and changes in equity of the Company in accordance with the Indian Accounting Standards (Ind AS) prescribed under section 133 of the Act read with the Companies (Indian Accounting Standards) Rules, 2015, as amended, and other accounting principles generally accepted in India.

This responsibility also includes maintenance of adequate accounting records in accordance with the provisions of the Act for safeguarding the assets of the Company and for preventing and detecting frauds and other irregularities; selection and application of appropriate accounting policies; making judgments and estimates that are reasonable and prudent; and design, implementation and maintenance of adequate internal financial controls, that were operating effectively for ensuring the accuracy and completeness of the accounting records, relevant to the preparation and presentation of the standalone financial statements that give a true and fair view and are free from material misstatement, whether due to fraud or error.

### **Auditor's Responsibility**

Our responsibility is to express an opinion on these standalone financial statements based on our audit. In conducting our audit, we have taken into account the provisions of the Act, the accounting and auditing standards and matters which are required to be included in the audit report under the provisions of the Act and the Rules made thereunder and the Order issued under section 143(11) of the Act.

We conducted our audit of the standalone financial statements in accordance with the Standards on Auditing specified under Section 143(10) of the Act. Those Standards require that we comply with ethical requirements and plan and perform the audit to obtain reasonable assurance about whether the standalone financial statements are free from material misstatement.

An audit involves performing procedures to obtain audit evidence about the amounts and the disclosures in the standalone financial statements. The procedures selected depend on the auditor's judgment, including the assessment of the risks of material misstatement of the standalone financial statements, whether due to fraud or error. In making those risk assessments, the auditor considers internal financial control relevant to the Company's preparation of the standalone financial statements that give a true and fair view in order to design audit procedures that are appropriate in the circumstances. An audit also includes evaluating the appropriateness of the accounting policies used and the reasonableness of the accounting estimates made by the Company's Directors, as well as evaluating the overall presentation of the standalone financial statements.

We believe that the audit evidence obtained by us is sufficient and appropriate to provide a basis for our audit opinion on the standalone financial statements.

## Opinion

In our opinion and to the best of our information and according to the explanations given to us, the aforesaid standalone financial statements give the information required by the Act in the manner so required and give a true and fair view in conformity with the accounting principles generally accepted in India, of the state of affairs of the Company as at March 31, 2018, and its profit, total comprehensive income, the changes in equity and its cash flows for the year ended on that date.

## Report on Other Legal and Regulatory Requirements

1. As required by Section 143(3) of the Act, based on our audit we report that:
  - a) we have sought and obtained all the information and explanations which to the best of our knowledge and belief were necessary for the purposes of our audit.
  - b) in our opinion, proper books of account as required by law have been kept by the Company so far as it appears from our examination of those books.
  - c) the Balance Sheet, the Statement of Profit and Loss including Other Comprehensive Income, Statement of Changes in Equity and the Statement of Cash Flow dealt with by this Report are in agreement with the books of account.
  - d) in our opinion, the aforesaid standalone financial statements comply with the Indian Accounting Standards prescribed under Section 133 of the Companies Act, 2013 read with relevant rules issued thereunder.
  - e) on the basis of the written representations received from the directors of the Company as on March 31, 2018 taken on record by the Board of Directors, none of the directors is disqualified as on March 31, 2018 from being appointed as a director in terms of Section 164(2) of the Act.
  - f) with respect to the adequacy of the internal financial controls over financial reporting of the Company and the operating effectiveness of such controls, refer to our separate Report in "Annexure B". Our report expresses an unmodified opinion on the adequacy and operating effectiveness of the Company's internal financial controls over financial reporting.
  - g) with respect to the other matters to be included in the Auditor's Report in accordance with Rule 11 of the Companies (Audit and Auditors) Rules, 2014, as amended, in our opinion and to the best of our information and according to the explanations given to us:
    - i. The Company has disclosed the impact of pending litigations on its financial position in its standalone financial statements.
    - ii. The Company has made provision, as required under the applicable law or accounting standards, for material foreseeable losses, if any, on long term contracts including derivatives contracts;
    - iii. There was no amount which is required to be transferred by the Company to the Investor Education and Protection Fund.
2. As required by the Companies (Auditor's Report) Order, 2016 ("the Order") issued by the Central Government in terms of Section 143(11) of the Act, we give in "Annexure A" a statement on the matters specified in paragraphs 3 and 4 of the Order.

For **Maheshwari Rajiv & Co.**  
Chartered Accountants  
(Firm Registration Number: 007115N)

Place: New Delhi  
Date: 30.05.2018

**C.A.Vinesh Kumar Maheshwari**  
Partner  
(Membership Number: 098645)

## **ANNEXURE 'A' TO THE INDEPENDENT AUDITOR'S REPORT**

**(Referred to in paragraph 2 under 'Report on Other Legal and Regulatory Requirements' section of our report to the Members of ALANKIT Limited of even date)**

1. In respect of the Company's fixed assets:
  - (a) The Company has maintained proper records showing full particulars, including quantitative details and situation of fixed assets however due to nature of business the situation of the moveable fixed assets cannot be accurately ascertained.
  - (b) The fixed assets have been physically verified during the year by the management with a regular programme of verification which, in our opinion, this periodicity of physical verification is reasonable having regard to the size of the Company and the nature of its assets. According to the information and explanations given to us, no material discrepancies were noticed on such verification.
  - (c) According to the information and explanations given to us and on the basis of our examination of the records of the Company, the title deeds of immovable properties are held in the name of the Company.
2. According to the information and explanation given to us the physical verification of the inventory has been conducted by the management at year end and no material discrepancies were noticed on such verification.
3. The Company has granted loans, secured and unsecured to the parties covered in the register maintained under Section 189 of the Companies Act, 2013, in respect of which:
  - (a) According to the information and explanations given to us the terms and conditions of the grant of loan is not prejudicial to the Company's interest.
  - (b) The schedule of repayment of principal and payment of interest has been stipulated and repayments or receipts of principal amounts and interest have been regular as per stipulations.
  - (c) According to the information and explanations given to us no amount is overdue for more than 90 days.
4. In our opinion and according to the information and explanations given to us, the Company has complied with the provisions of Sections 185 and 186 of the Act in respect of grant of loans, investments and guarantees and securities made.
5. The Company has not accepted deposits during the year and hence the directives issued by the Reserve Bank of India and the provisions of Section 73 to 76 or any other relevant provisions of the Companies Act, 2013 and the Companies (Acceptance of Deposit) Rules, 2015 with regard to the deposits accepted from the public are not applicable.
6. The maintenance of cost records has not been specified by the Central Government under section 148(1) of the Companies Act, 2013 for the business activities carried out by the Company. Thus reporting under clause 3(vi) of the order is not applicable to the Company.
7. According to the information and explanations given to us, in respect of statutory dues:
  - (a) The Company is regular in depositing undisputed statutory dues with the appropriate authorities, including Provident Fund, Employees' State Insurance, income Tax, Service Tax, Goods and Service Tax, Value Added Tax, duty of custom, duty of excise, cess or any other statutory dues. According to the information and explanations given to us no undisputed amounts in respect of the above were in arrears as at March 31, 2018 for a period of more than six months from the date when they became payable.
  - (b) According to the information and explanations given to us, there are no dues of income tax, service tax, duty of customs, duty of excise, value added tax, goods and service tax (GST) outstanding to be deposited on account of any dispute.
8. In our opinion and according to the information and explanations given to us, the Company has not defaulted in the repayment of dues to banks. The Company has not taken any loan either from financial institutions or from the government and has not issued any debentures.

9. Based upon the audit procedures performed and according to the information and explanations given to us, the Company has not raised moneys by way of initial public offer or further public offer (including debt instruments) or term loans. Accordingly Clause 3(ix) of the Order is not applicable to the Company.
10. Based upon the audit procedures performed and according to the information and explanations given to us, no material fraud by the Company or no material fraud on the Company by its officers or employees has been noticed or reported during the year.
11. In our opinion and according to the information and explanations given to us, the Company has paid/provided managerial remuneration in accordance with the requisite approvals mandated by the provisions of section 197 read with Schedule V to the Companies Act, 2013.
12. In our opinion and according to the information and explanations given to us the Company is not a Nidhi Company. Accordingly Clause 3(xii) of the Order is not applicable to the Company.
13. According to the information and explanations given to us and based on our examination of the records of the Company all transactions with the related parties are in compliance with Section 177 and 188 of the Companies Act, 2013 where applicable, and details of such transactions have been disclosed in the standalone financial statements as required by the applicable accounting standards.
14. According to the information and explanations given to us, during the year the Company has not made any preferential allotment or private placement of shares or fully or partly convertible debentures. Accordingly Clause 3 (xiv) of the Order is not applicable to the Company.
15. According to the information and explanations given to us, during the year the Company has not entered into any non-cash transactions with its Directors or persons connected to its directors. Accordingly Clause 3(xv) of the order is not applicable to the Company.
16. In our opinion the Company is not required to be registered under Section 45-IA of the Reserve Bank of India Act, 1934 and accordingly the provisions of Clause 3(xvi) of the order is not applicable to the Company and hence not commented upon.

For **Maheshwari Rajiv & Co.**  
*Chartered Accountants*  
 (Firm Registration Number: 007115N)

Place: New Delhi  
 Date: 30.05.2018

**C.A.Vinesh Kumar Maheshwari**  
*Partner*  
 Membership Number: 098645

## **ANNEXURE “B” TO THE INDEPENDENT AUDITOR'S REPORT**

(Referred to in paragraph 1(f) under 'Report on Other Legal and Regulatory Requirements' section of our report to the Members of ALANKIT Limited of even date)

### **Report on the Internal Financial Controls Over Financial Reporting under Clause (i) of Sub-section 3 of Section 143 of the Companies Act, 2013 (“the Act”)**

We have audited the internal financial controls over financial reporting of **ALANKIT LIMITED** (“the Company”) as of March 31, 2018 in conjunction with our audit of the standalone financial statements of the Company for the year ended on that date.

### **Management's Responsibility for Internal Financial Controls**

The Board of Directors of the Company is responsible for establishing and maintaining internal financial controls based on the internal control over financial reporting criteria established by the Company considering the essential components of internal control stated in the Guidance Note on Audit of Internal Financial Controls Over Financial Reporting issued by the Institute of Chartered Accountants of India. These responsibilities include the design, implementation and maintenance of adequate internal financial controls that were operating effectively for ensuring the orderly and efficient conduct of its business, the safeguarding of its assets, the prevention and detection of frauds and errors, the accuracy and completeness of the accounting records, and the timely preparation of reliable financial information, as required under the Companies Act, 2013.

### **Auditor's Responsibility**

Our responsibility is to express an opinion on the internal financial controls over financial reporting of the Company based on our audit. We conducted our audit in accordance with the Guidance Note on Audit of Internal Financial Controls Over Financial Reporting (the “Guidance Note”) issued by the Institute of Chartered Accountants of India and the Standards on Auditing prescribed under Section 143(10) of the Companies Act, 2013, to the extent applicable to an audit of internal financial controls. Those Standards and the Guidance Note require that we comply with ethical requirements and plan and perform the audit to obtain reasonable assurance about whether adequate internal financial controls over financial reporting was established and maintained and if such controls operated effectively in all material respects.

Our audit involves performing procedures to obtain audit evidence about the adequacy of the internal financial controls system over financial reporting and their operating effectiveness. Our audit of internal financial controls over financial reporting included obtaining an understanding of internal financial controls over financial reporting, assessing the risk that a material weakness exists, and testing and evaluating the design and operating effectiveness of internal control based on the assessed risk. The procedures selected depend on the auditor's judgment, including the assessment of the risks of material misstatement of the financial statements, whether due to fraud or error.

We believe that the audit evidence we have obtained is sufficient and appropriate to provide a basis for our audit opinion on the Company's internal financial controls system over financial reporting.

### **Meaning of Internal Financial Controls Over Financial Reporting**

A company's internal financial control over financial reporting is a process designed to provide reasonable assurance regarding the reliability of financial reporting and the preparation of financial statements for external purposes in accordance with generally accepted accounting principles. A company's internal financial control over financial reporting includes those policies and procedures that

(1) pertain to the maintenance of records that, in reasonable detail, accurately and fairly reflect the transactions and dispositions of the assets of the company; (2) provide reasonable assurance that transactions are recorded as necessary to permit preparation of financial statements in accordance with generally accepted accounting principles, and that receipts and expenditures of the company are being made only in accordance with authorizations of management and directors of



the company; and (3) provide reasonable assurance regarding prevention or timely detection of unauthorized acquisition, use, or disposition of the company's assets that could have a material effect on the financial statements.

### **Inherent Limitations of Internal Financial Controls Over Financial Reporting**

Because of the inherent limitations of internal financial controls over financial reporting, including the possibility of collusion or improper management override of controls, material misstatements due to error or fraud may occur and not be detected. Also, projections of any evaluation of the internal financial controls over financial reporting to future periods are subject to the risk that the internal financial control over financial reporting may become inadequate because of changes in conditions, or that the degree of compliance with the policies or procedures may deteriorate.

### **Opinion**

In our opinion, to the best of our information and according to the explanations given to us, the Company has, in all material respects, an adequate internal financial controls system over financial reporting and such internal financial controls over financial reporting were operating effectively as at March 31, 2018, based on the internal control over financial reporting criteria established by the Company considering the essential components of internal control stated in the Guidance Note on Audit of Internal Financial Controls Over Financial Reporting issued by the Institute of Chartered Accountants of India.

For **Maheshwari Rajiv & Co.**

*Chartered Accountants*

(Firm Registration Number: 007115N)

Place: New Delhi

Date: 30.05.2018

**C.A.Vinesh Kumar Maheshwari**

*Partner*

(Membership Number: 098645)

STANDALONE BALANCE SHEET AS AT 31<sup>st</sup> March, 2018

PARTICULARS	Note No.	As at 31-03-2018 (₹)	As at 31-03-2017 (₹)
Non-Current Assets			
(a) Property, plant and equipments	3	40,366,971	29,872,774
(b) Intangible assets	4	323,315,880	245,921,918
(c) Financial Assets			
(i) Investments	5	208,471,074	77,815,303
(ii) Other financial assets	6	76,951,836	135,601,375
<b>Total Non- Current Assets</b>		<b>649,105,761</b>	<b>489,211,369</b>
Current Assets			
(a) Inventories	7	28,728,011	33,387,210
(b) Financial Assets			
(i) Trade receivables	8	140,451,700	125,496,017
(ii) Unbilled revenue	9	6,983,247	4,985,531
(ii) Cash and cash equivalents	10	43,057,388	86,364,451
(c) Other current assets	11	346,114,248	35,315,111
<b>Total current assets</b>		<b>565,334,594</b>	<b>285,548,320</b>
<b>TOTAL ASSETS</b>		<b>1,214,440,355</b>	<b>774,759,689</b>
<b>EQUITY AND LIABILITIES</b>			
Equity			
(a) Share capital	12	142,958,100	142,958,100
(b) Other equity	13	483,307,906	324,156,870
<b>Total Equity</b>		<b>626,266,006</b>	<b>467,114,970</b>
Liabilities			
Non-current liabilities			
(a) Financial liabilities			
(i) Other financial liability	15(i)	187,322,257	138,050,796
(b) Employee benefit obligation	16(i)	6,283,635	1,682,225
(c) Deferred tax liabilities (net)	17	9,742,240	30,002,108
<b>Total non-current liabilities</b>		<b>203,348,132</b>	<b>169,735,129</b>
Current liabilities			
(a) Financial liabilities			
(i) Short-term borrowings	14	49,220,127	49,955,695
(ii) Trade payables	18	257,535,855	39,049,109
(iii) Other financial liability	15(ii)	21,543,566	32,011,926
(b) Current income tax liabilities (net)		975,150	1,909,692
(c) Employee benefit obligation	16(ii)	22,185	5,879
(d) Other liabilities	19	55,529,334	14,977,290
		<b>384,826,217</b>	<b>137,909,590</b>
<b>TOTAL EQUITY AND LIABILITIES</b>		<b>1,214,440,355</b>	<b>774,759,689</b>

## For Maheshwari Rajiv &amp; Co.

Chartered Accountant  
FRN No.007115N

CA Vinesh Maheshwari  
Partner  
M. No. 098645

**Alok Kumar Agarwal**  
Chairman & Director  
DIN:00586047

**Mr. Pravin Kumar Bansal**  
Whole Time Director  
DIN:07970962

**Mr. Santoshi Lal Gupta**  
Chief Financial Officer  
FCA-99754

**Ankit Agarwal**  
Managing Director  
DIN:01191951

**Mr. Shyam Kishore Lal**  
Independent Director  
DIN:03602766

**Preeti Chadha**  
Company Secretary & Whole time Director  
DIN:06901521

**Yash Jeet Basrar**  
Independent Director  
DIN:00112857

**Mr. Pradip Kumar Banerji**  
Independent Director  
DIN:00003174

Place : New Delhi  
Date : 30/05/2018

**STANDALONE STATEMENT OF PROFIT AND LOSS FOR THE YEAR ENDED 31<sup>st</sup> March, 2018**

<b>PARTICULARS</b>	<b>Note No.</b>	<b>As at 31-03-2018 (₹)</b>	<b>As at 31-03-2017(₹)</b>
I. Revenue from operations	20	1,044,303,144	849,457,928
II. Other Income (net)	21	29,013,105	17,084,861
III. <b>Total Income (I+II)</b>		<b>1,073,316,249</b>	<b>866,542,789</b>
IV. <b>Expenses:</b>			
(a) Purchases of stock in trade	22	66,385,914	177,004,313
(b) Changes in Inventories of stock in trade	23	4,659,199	-15,836,883
(c) Employee benefits expenses	24	220,723,828	133,454,583
(d) Finance Cost	26	6,780,139	304,833
(e) Depreciation & Amortisation expense	3 & 4	35,394,178	14,579,340
(f) Other expenses	25	485,296,903	354,243,932
<b>Total Expenses</b>		<b>819,240,163</b>	<b>663,750,117</b>
V. <b>Profit before Tax (III-IV)</b>		<b>254,076,086</b>	<b>202,792,672</b>
VI. <b>Tax expense:</b>			
(a) Current tax		(60,823,923)	(50,710,048)
(b) MAT credit receivable		-	-
(c) Deferred tax	17	20,259,768	(19,487,961)
<b>Total Tax Expense</b>		<b>(40,564,156)</b>	<b>(70,198,009)</b>
VII. <b>Profit for the year (V-VI)</b>		<b>213,511,931</b>	<b>132,594,663</b>
VIII. <b>Other Comprehensive Income / (Losses)</b>			
(a) Items that will not be reclassified subsequently to the statement of profit and loss			
(i) Remeasurement of defined employee benefit plans		(50,995)	290,682
(ii) Changes in fair values of investments in equities carried at fair value through OCI		(3,320,039)	10,079,534
(iii) Income Tax on items that will not be reclassified subsequently to the statement		14,707	(100,599)
(b) Items that will be reclassified subsequently to the statement of profit and loss			
(i) Exchange differences in translating the financial statement of a foreign operation		862,459	1,377,889
(ii) Income Tax on items that will be reclassified subsequently to the statement of profit and loss		(248,733)	(476,860)
<b>Total Other Comprehensive Income / (Losses)</b>		<b>(2,742,601)</b>	<b>11,170,646</b>
IX. <b>Total Comprehensive Income for the year</b>		<b>210,769,330</b>	<b>143,765,308</b>
X. Earnings per equity share - Basic and diluted	28	1.49	0.93
Annualised		1.49	0.93
Weighted average number of equity shares (face value of Re. 1 each)		142,958,100	142,958,100
XI. The accompanying notes form an integral part of the standalone financial statements.	1-34		

**For Maheshwari Rajiv & Co.**Chartered Accountant  
FRN No.007115NCA Vinesh Maheshwari  
Partner  
M. No. 098645**Alok Kumar Agarwal**  
Chairman & Director  
DIN:00586047**Mr. Pravin Kumar Bansal**  
Whole Time Director  
DIN:07970962**Mr. Santoshi Lal Gupta**  
Chief Financial Officer  
FCA-99754**Ankit Agarwal**  
Managing Director  
DIN:01191951**Mr. Shyam Kishore Lal**  
Independent Director  
DIN:03602766**Preeti Chadha**  
Company Secretary & Whole time Director  
DIN:06901521**Yash Jeet Basrar**  
Independent Director  
DIN:00112857**Mr. Pradip Kumar Banerji**  
Independent Director  
DIN:00003174Place : New Delhi  
Date : 30/05/2018

STATEMENT FOR CHANGE IN EQUITY FOR THE YEAR ENDED 31<sup>st</sup> March, 2018

PARTICULARS	Equity	Other Equity					
	Share Capital	Reserve & Surplus			Other Comprehensive income		Total Equity attributable to equity holders of the company
		Securities Premium	General Reserve	Retained Earning	Investment Revaluation Reserve	Others	
Balance as at 01.04.2017	142,958,100	161,889,755	50,660	151,107,270	10,079,534	1,029,651	467,114,969
Bonus shares issued	-	-	-	-	-	-	-
Profit for the year	-	-	-	213,511,931	-	577,438	214,089,369
Addition during the year	-	-	99,949,190	-	-	-	-
Transfer to General Reserves During the year	-	-	-	-99,949,190	-	-	-
Misc. income written off	-	-	-	-	-	-	-
Changes in fair values of investments in equities carried at fair value through OCI	-	-	-	-	-3,320,039	-	-3,320,039
Dividend (including corporate dividend tax)	-	-	-	-51,618,303	-	-	-51,618,303
Balance as at 31.03.2018	142,958,100	161,889,755	99,999,850	213,051,707	6,759,495	1,607,089	626,265,996

**STANDALONE CASH FLOW STATEMENT FOR THE YEAR ENDED 31<sup>st</sup> March, 2018**

<b>PARTICULARS</b>	<b>As at 31-03-2018 (₹)</b>	<b>As at 31-03-2017 (₹)</b>
<b>A. Cash Flow from Operating Activities</b>		
Net Profit before Tax	254,076,086	202,792,671
<b>Add :</b> Adjustments for		
Depreciation	35,394,178	14,579,340
Gratuity Expenses	4,617,716	1,360,548
Interest & Finance Exp. on Short Term Borrowings	6,780,139	304,833
Finance Expenses on Deferred Securities	25,789,819	11,371,177
Preliminary Expenditure written off	-	900,000
	<b>326,657,939</b>	<b>231,308,569</b>
<b>Less:</b> Gain on sale of Investments	-	-
Interest Income of Deferred Securities	26,206,927	16,330,858
<b>Operating Profit before Working Capital changes</b>	<b>300,451,012</b>	<b>214,977,711</b>
Adjustments for change in Working Capital		
Decrease/ (Increase) in Trade & Other Receivables	(269,102,857)	(215,960,760)
Decrease / (Increase) in Inventories	4,659,199	(15,836,882)
Increase/ (Decrease) in Trade & Other Payables	306,524,616	78,036,832
<b>Cash generated from operations</b>	<b>342,531,971</b>	<b>61,216,901</b>
Direct Taxes paid	(69,446,670)	(45,914,387)
<b>Net Cash from Operating Activities</b>	<b>273,085,300</b>	<b>15,302,513</b>
<b>B. Cash Flow from Investing Activities</b>		
Purchase of Fixed Assets	(123,282,338)	(7,641,912)
Sale of Fixed Assets	-	60,206
Purchase of Investments	(133,975,810)	(4,836,569)
<b>Net Cash from Investing Activities</b>	<b>(257,258,148)</b>	<b>(12,418,275)</b>
<b>C. Cash Flow from Financing Activities</b>		
Proceeds\ (repayment) against Working Capital Borrowings	(735,568)	49,955,695
Interest & Finance Exp. on Short Term Borrowings	(6,780,139)	(304,833)
Unsecured Loans given to Corporate bodies	-	-
Dividend paid	(51,618,303)	(25,809,151)
<b>Net Cash from Financing activities</b>	<b>(59,134,010)</b>	<b>23,841,711</b>
Net Increase/ (Decrease) in cash or cash equivalents	(43,306,858)	26,725,949
Cash or cash equivalents (Opening balance)	86,364,451	59,638,502
Cash or cash equivalents (Closing balance)	<b>43,057,593</b>	<b>86,364,451</b>

**For Maheshwari Rajiv & Co.**

Chartered Accountant

FRN No.007115N

CA Vinesh Maheshwari

Partner

M. No. 098645

**Alok Kumar Agarwal**

Chairman &amp; Director

DIN:00586047

**Mr. Pravin Kumar Bansal**

Whole Time Director

DIN:07970962

**Mr. Santoshi Lal Gupta**

Chief Financial Officer

FCA-99754

**Ankit Agarwal**

Managing Director

DIN:01191951

**Mr. Shyam Kishore Lal**

Independent Director

DIN:03602766

**Yash Jeet Basrar**

Independent Director

DIN:00112857

**Mr. Pradip Kumar Banerji**

Independent Director

DIN:00003174

**Preeti Chadha**

Company Secretary &amp; Whole time Director

DIN:06901521

Place : New Delhi

Date : 30/05/2018

**Notes Forming part of the Financial Statements****1. COMPANY OVERVIEW**

**Alankit Ltd.** ('the Company') is primarily engaged in e-Governance services and e-Governance products trading and ancillary services related to e-Governance business.

The Company is a public limited company incorporated and domiciled in India and has its registered office in New Delhi, India & previously known as "Euro Finmart Limited". The Company has its primary listings on the Bombay Stock Exchange Limited and National Stock Exchange of India Limited.

**2. SIGNIFICANT ACCOUNTING POLICIES****i. Basis of Preparation of Financial Statements**

These financial statements have been prepared in accordance with Indian Accounting Standard (Ind AS), under the historical cost convention basis except for certain financial instruments which are measured at fair values, the provisions of the Companies Act, 2013 (To the extent notified) and guidelines issued by the Securities and Exchange Board of India (SEBI). The Ind AS are prescribed under section 133 of the Act read with rule 3 of the companies (Indian Accounting Standard) rules 2015 and relevant amendment rules issued thereafter.

Effective April 1, 2016, the company has adopted all the Ind AS standards and the adoption was carried out in accordance with Ind AS 101 First-time adoption of Indian Accounting Standards, with April 1, 2015 as a transition date. The transition was carried out from Indian Accounting Principles generally accepted in India as prescribed under section 133 of the act, read with rule 7 of the companies (accounts) rules, 2014 (IGAAP), which was the previous GAAP.

Accounting Policies have been consistently applied except where a newly issued accounting standard is initially adopted or a revision to an existing accounting standard requires a change in the accounting policies hitherto in use.

As the year end figures are taken from the source and rounded to the nearest digits, the figures reported for the previous quarters might not always add up to the year end figures reported in this statement.

**ii. Use of Estimates and Judgments**

The preparation of these financial statements in conformity with Ind AS and the recognition of measurement principles of Ind AS requires the management of the Company to make estimates and assumptions that affect the reported balances of assets & liabilities, disclosures relating to contingent liabilities as at the date of the financial statements and the reported amounts of income & expense for the periods presented.

Estimates and underlying assumptions are reviewed on the ongoing basis. Revisions to accounting estimates are recognized in the period in which the estimates are revised and future periods are affected.

**Critical Accounting Estimates:****a) Impairment of Goodwill:-**

Goodwill is tested for impairment on an annual basis. The Company estimate the value in use of the cash generating unit (CGU) based on the future cash flows after considering current economic conditions and trends, estimated future operating results and growth rate and anticipated future economic and regulatory conditions. The estimated cash flows are developed using internal forecasts.

**b) Useful lives of property, plant and equipment**

The Company reviews the useful life of property, plant and equipment at the end of each reporting period. This reassessment may result in change in depreciation expense in future periods.

**c) Valuation of deferred tax assets:**

The Company reviews the carrying amount of deferred tax assets at the end of each reporting period. The policy for the same has been explained under note 2(ix).

**iii. Revenue Recognition**

- a. The company derives revenue primarily from providing e-Governance services and from sale of e-

Governance products on accrual basis except otherwise stated herein below.

- b. Revenue from sale of goods/ products are recognized in accordance with Ind AS 18 viz, when the seller has transferred goods to the buyer, the property in the goods for a price and/or significant risk & rewards of ownership have been transferred to the buyer, and no significant uncertainty exists regarding the amount of the consideration that will be derived from the sales of good and regarding its collection.
- c. Revenue from services is recognized on rendering of services to the customers based on contractual arrangements.
- d. Revenue from Aadhaar generation service is recognized at the time when enrollment process completed and significant certainty regarding amount of consideration and its collection has been ensured i.e. after reconciliation of Aadhaar generation data as per company records with the data provided by UIDAI.
- e. Revenue from Storage of few e-governance physical documents is recognized when reasonable and significant certainty exists regarding the amount of the consideration and its collection.
- f. Dividend Income is recognized when the right to receive dividend is established by the reporting date.
- g. Interest Income is recognized using the effective interest method.
- h. The Company presents revenue net of value-added taxes and service tax in its Statement of Profit & Loss.

#### iv. Property plant and equipment

Property plant and equipment are stated at cost; less accumulate depreciation (other than freehold land) and impairment loss, if any.

Depreciation is provided for property, plant & equipment so as to expense the cost over their estimated useful lives based on a technical evaluation. The estimated useful lives and residual value are reviewed at the end of each reporting period, with the effects of any change in estimate accounted for on a prospective basis.

The estimated useful lives are as mentioned below:-

Type of asset	Rate of Depreciation	Useful life (Year)
Buildings Factory	9.50%	30
Office Building	9.50%	60
Plant & Machinery	18.10%	15
Office Equipment	45.07%	5
Furniture and Fixture	25.89%	10
Computers	63.16%	3
Vehicle	31.23%	8

Advances paid towards the acquisition of property, plant and equipment outstanding at each balance Sheet date is classified as capital advances under other non-current assets and the cost of assets not ready to use before such date are disclosed under 'Capital work-in-progress'. Subsequent expenditure relating to property, plant and equipment is capitalized only when it is probable that future economic benefits associated with these will flow to the company and the cost of the item can be measured reliably.

#### v. Intangible assets

Intangible assets are stated at cost less accumulated amortization and impairment. Intangible assets are amortized over their respective individual estimated useful lives on Straight Line Method basis, commencing from the date the asset is available to the company, further amortization is done on a pro rata basis i.e. from the date on which the intangible asset is acquired. Amortization methods and useful lives are reviewed periodically including at each financial year end.

#### vi. Impairment of Assets

The carrying amount of assets are reviewed at each balance sheet date, if there is any indication of impairment based on internal/external factors, an impairment loss is recognized wherever the carrying amount of assets exceeds its recoverable amount.



**vii. Inventories**

Inventories are valued at lower of Cost or Net realizable value as per the requirements of Ind AS- 2 "Valuation of Inventory"

**viii. Income Taxes**

Income tax expense comprises current tax expense and the net change in the deferred tax asset or liability during the year. Income tax expense is recognized in net profit in the Statement of Profit and Loss except to the extent that it relates to items recognized directly in equity, in which case, it is recognized in other comprehensive income.

Current income tax for current and prior periods is recognized at the amount expected to be paid to or recovered from the tax authorities, using the tax rates and tax laws that have been enacted or substantively enacted by the Balance Sheet date.

Advance Taxes and provisions for current income taxes are presented in the Balance Sheet after off-setting advance tax paid and income tax provision arising in the same jurisdiction and where the relevant tax paying units intends to settle the asset and liability on a net basis.

Deferred income tax assets and liabilities are recognized for all temporary differences arising between the tax bases of assets and liabilities and the carrying amounts in the financial statements. Deferred tax assets are reviewed at each reporting date and are reduced to the extent that is no longer probable that the related tax benefit will be realized. Deferred income tax assets and liabilities are measured using tax rates and tax laws that have been enacted or substantively enacted by the Balance Sheet date and are expected to apply to taxable income in the years in which those temporary differences are expected to be recovered or settled. The effect of changes in tax rates on deferred income tax assets and liabilities is recognised as income or expense in the period that includes the enactment or the substantive enactment date. A deferred income tax asset is recognised to the extent that it is probable that future taxable profit will be available against which the deductible temporary differences and tax losses can be utilized. The Company offsets current tax assets and current tax liabilities, where it has a legally enforceable right to set off the recognised amounts and where it intends to settle on a net basis or to realize the asset and settle the liability simultaneously.

Deferred tax assets include Minimum Alternative Tax (MAT) paid in accordance with the tax laws in India, which is likely to give future economic benefits in the form of availability of set off against future income tax liability. Accordingly, MAT recognized as deferred asset in the Balance Sheet when the asset can be measured reliably and it is probable that the future economic benefit associated with the asset will be realized.

**ix. Provision, Contingent Liabilities and Contingent Assets**

Provision is recognized when the company has a present obligation as a result of past event and it is probable that an outflow of resources will be required to settle the obligation, in respect of which a reliable estimate can be made. Provision (excluding retirement benefits and compensated absences) are not discounted to its present value and are determined based on best estimates. Contingent liabilities are not recognized in the financial statements. Contingent assets neither recognized nor disclosed in financial statements.

**x. Employee Benefits****i. Short Term employee benefits**

Short term employee benefits settled with in twelve months of receiving employee services such as salary/wages/bonus and exgratia are recognized as an expense at the undiscounted amount in the Statement of Profit and Loss of the year in which the related service is rendered by employees.

**ii. Post-employment benefits****a. Provident and family pension fund**

The eligible employees of the Company are entitled to receive post-employment benefits in respect of provident and family fund in which both the employee and the Company make monthly contributions at a specified percentage of the covered employee's salary. Both employee's and Company's contributions are made to Regional Provident Fund Commissioner (RPFC) and the



employer's contributions are charged to the Statement of profit and loss as incurred.

**b. Gratuity**

The Company has an obligation towards gratuity, a defined retirement plan, covering eligible employees. The plan provides a lump sum payment to vested employees at retirement, death, and incapacitation or on termination of employment of an amount based on the respective employees' salary and the tenure of employment with the Company. Liabilities with regard to the Gratuity Plan are determined by actuarial valuation, performed by an independent actuary, at each balance sheet date using the projected unit credit method. Actuarial gains and losses for the gratuity liability are recognized full in the period in which they occur through other comprehensive income.

**xi. Earning per Equity Share**

Basic earnings per equity share are calculated by dividing the net profit or loss for the period attributable to equity shareholders by the weighted average number of equity shares outstanding during the period.

For the purpose of calculation of Diluted earnings per share, the net profit or loss for the period attributable to equity shareholders and the weighted number of equity shares outstanding during the period are adjusted for the effects of all potentially dilutive equity shares.

**xii. Foreign Currency Transactions**

The functional currency of the company is Indian rupee.

Income and expenses in foreign currencies are recorded at exchange rates prevailing on the date of transaction. Foreign currency denominated monetary assets and liabilities are translated at the exchanges rate prevailing on the balance sheet date and exchange gains and losses arising on settlement and restatement are recognised in the statement of profit and loss.

Non-monetary assets and liabilities that are measured in terms of historical cost in foreign currencies are not retranslated.

**xiii. Dividend**

The final dividend on shares is recorded as a liability on the date of approval by the shareholders and interim dividend are recorded as a liability on the date of declaration by the company's board of directors.

The company declares and pays dividends in Indian rupees.

**xiv. Cash flow statement**

Cash flows are reported using the indirect method, whereby profit for the period is adjusted for the effects of transactions of a non cash nature, any deferrals or accruals of past or future operating cash receipt or payments and item of income or expenses associated with investing or financing cash flows. The cash flows from operating, investing and financing activities of the company are segregated.

**xv. Financial instruments**

**a. Initial recognition**

Financial assets and liabilities are recognized when the company becomes a party to the contractual provisions of the instrument. Financial assets and liabilities are initially measured at fair value. Transaction costs that are directly attributable to the acquisition or issue of financial asset and financial liabilities (other than financial asset and financial liabilities at fair value through profit or loss) are added to or deducted from the fair value measured on initial recognition of financial asset or financial liability.

**b. Subsequent measurement**

**Financial Assets carried at amortised cost**

Financial asset are subsequently measured at amortised cost if these financial assets are held within a business whose objective is to hold these assets to collect contractual cash flows and the contractual terms of the financial assets give rise on specified dates to cash flow that are solely payments of principal amount outstanding.

**Financial Assets at fair value through other comprehensive income**

Financial assets are subsequently measured at fair value through other comprehensive income if these financial assets are held within a business whose objective is achieved by both collecting contractual cash flows and selling financial assets and the contractual terms of the financial assets give rise on specified dates to cash flows that are solely payments of principal and interest on the principal amount outstanding. Further, the company has made an irrevocable selection based on business model, for its investments which are classified as equity instruments, subsequent changes in the fair value of equity investments are recognized in other comprehensive income.

**Financial Assets at fair value through profit & Loss**

Financial assets are measured at fair value through profit & loss unless it is measured at amortised cost or at fair value through other comprehensive income on initial recognition. The transaction costs directly attributable to the acquisition of financial asset and liabilities at fair value through profit & loss are immediately recognized in profit & loss.

**Financial Liabilities**

Financial liabilities are measured at amortized cost using the effective interest method.

**Investment in Subsidiaries**

Investments in subsidiaries are measured at cost shown separately in the financial statements.

**3) PROPERTY, PLANT AND EQUIPMENTS**

Property, plant and equipments consist of the followings :

(₹)

Description	Building	Motor Vehicle	Office Equipment	Furniture	Computer	Computer Equipment	CWIP	Total
Cost as at April 1, 2017	6,741,500	17,811,241	9,740,040	-	13,246,236	2,983,145	-	50,522,162
Addition	-	-	4,213,749	1,877,936	4,450,907	-	12,909,747	23,452,338
Disposal	-	-	-	-	-	-	-	-
<b>Cost as at March 31, 2018</b>	<b>6,741,500</b>	<b>17,811,241</b>	<b>13,953,788</b>	<b>1,877,936</b>	<b>17,697,143</b>	<b>2,983,145</b>	<b>12,909,747</b>	<b>73,974,500</b>
Accumulated depreciation as at April 1, 2017	713,709	7,719,925	3,614,863	-	6,845,785	1,755,107	-	20,649,388
Depreciation for the year	293,579	3,154,147	3,445,186	15,238	5,567,326	482,665	-	12,958,141
Disposal	-	-	-	-	-	-	-	-
<b>Accumulated depreciation as at 31-3-2018</b>	<b>1,007,288</b>	<b>10,874,072</b>	<b>7,060,048</b>	<b>15,238</b>	<b>12,413,110</b>	<b>2,237,772</b>	<b>-</b>	<b>33,607,529</b>
<b>Net carrying amount as at March 31, 2018</b>	<b>5,734,212</b>	<b>6,937,169</b>	<b>6,893,740</b>	<b>1,862,698</b>	<b>5,284,033</b>	<b>745,372</b>	<b>12,909,747</b>	<b>40,366,971</b>

**4) INTANGIBLE ASSETS (Goodwill)**

Intangible asstes consist of the following :

(₹)

Description	Computer Software	Goodwill	Total
Cost as at April 1, 2017	-	274,500,000	274,500,000
Addition	99,830,000	-	99,830,000
Disposal	-	-	-
<b>Cost as at March 31, 2018</b>	<b>99,830,000</b>	<b>274,500,000</b>	<b>374,330,000</b>
Accumulated depreciation as at April 1, 2017	-	28,578,082	28,578,082
Depreciation for the year	22,436,038	-	22,436,038
Disposal	-	-	-
<b>Accumulated depreciation as at March 31, 2018</b>	<b>22,436,038</b>	<b>28,578,082</b>	<b>51,014,120</b>
<b>Net carrying amount as at March 31, 2018</b>	<b>77,393,962</b>	<b>245,921,918</b>	<b>323,315,880</b>

**5) INVESTMENTS**

Investments consist of the following :

Investments - Non-current

<b>PARTICULARS</b>	<b>As at 31<sup>st</sup> March 2018 (₹)</b>	<b>As at 31<sup>st</sup> March 2017 (₹)</b>
Investments - Non-current		
(A) Investments carried at cost		
(a) Subsidiary companies		
Fully paid equity shares (unquoted)	196,875,000	62,899,200
(b) Investment carried at fair value through OCI		
Fully paid equity shares (unquoted)	11,596,074	14,916,103
	<b>208,471,074</b>	<b>77,815,303</b>

Details of Investment in subsidiaries is as follows

<b>PARTICULARS</b>	<b>No. of Shares</b>	<b>Face value per shares</b>	<b>As at 31<sup>st</sup> March 2018 (₹)</b>	<b>As at 31<sup>st</sup> March 2017 (₹)</b>
Fully paid equity shares (unquoted)				
Alankit Technologies Limited	510000	10	11,220,000	22,000,000
Euro Global Brokers Limited	2000000	10	20,000,000	20,000,000
Europlus Financial Services Limited	1990000	10	19,900,000	19,900,000
Faith Business Advisors Limited	99920	10	-	999,200
Alankit Life Care Limited	3200000	10	120,000,000	-
Verasys Technologies Pvt Ltd	2575500	10	25,755,000	-
			<b>196,875,000</b>	<b>62,899,200</b>

**6) OTHER FINANCIAL ASSETS**

Other financial assets consist of the following :

<b>PARTICULARS</b>	<b>As at 31<sup>st</sup> March 2018 (₹)</b>	<b>As at 31<sup>st</sup> March 2017 (₹)</b>
Non-current financial assets		
Security Deposits	76,951,836	135,601,375
	<b>76,951,836</b>	<b>135,601,375</b>

**7) INVENTORIES**

Inventories consist of the following :

<b>PARTICULARS</b>	<b>As at 31<sup>st</sup> March 2018 (₹)</b>	<b>As at 31<sup>st</sup> March 2017 (₹)</b>
a) e-Governance Products Inventory	28,728,011	33,387,210
	<b>28,728,011</b>	<b>33,387,210</b>

**8) TRADE RECEIVABLES**

Trade receivables (unsecured) consist of the following :

<b>PARTICULARS</b>	<b>As at 31<sup>st</sup> March 2018 (₹)</b>	<b>As at 31<sup>st</sup> March 2017 (₹)</b>
(a) Considered good		
(i) outstanding for a period less than six months	115,355,225	122,686,577
(ii) outstanding for a period more than six months	25,096,515	2,809,440
(b) Considered doubtful	-	-
	<b>140,451,740</b>	<b>125,496,017</b>
Less: Allowance for doubtful receivables	-	-
	<b>140,451,740</b>	<b>125,496,017</b>

**9) UNBILLED REVENUE**

Unbilled revenue consist of the following :

PARTICULARS	As at 31 <sup>st</sup> March 2018 (₹)	As at 31 <sup>st</sup> March 2017 (₹)
(i) unbilled revenue	6,983,247	4,985,531
	<b>6,983,247</b>	<b>4,985,531</b>

**10) CASH AND CASH EQUIVALENTS**

Cash and cash equivalents consist of the following :

PARTICULARS	As at 31 <sup>st</sup> March 2018 (₹)	As at 31 <sup>st</sup> March 2017 (₹)
(i) Balance with banks		
In current accounts	33,375,967	78,499,811
In deposit accounts	6,771,443	5,748,496
(ii) Cash in hand	2,909,978	2,115,844
	<b>43,057,388</b>	<b>86,364,451</b>

**(ii) Other Bank Balances with banks**

Other bank balances consist of the following :

PARTICULARS	As at 31 <sup>st</sup> March 2018 (₹)	As at 31 <sup>st</sup> March 2017 (₹)
Earmarked balance with banks	577,041	285,806
	<b>577,041</b>	<b>285,806</b>

**11) OTHER ASSETS**

other assets consist of the following :

PARTICULARS	As at 31 <sup>st</sup> March 2018 (₹)	As at 31 <sup>st</sup> March 2017 (₹)
(a) Prepaid expense	2,239,689	1,472,228
(b) Advance to suppliers	2,573,821	969,358
(c) Advance Recoverable (EESL)	28,086,800	14,515,880
(d) Advance against Property	150,000,000	-
(e) Indirect taxes recoverable	1,942,487	5,927,580
(f) Others	10,779,404	5,193,078
(g) MAT credit	7,236,986	7,236,986
(h) Deffered Revenue Expenditure (GST)	143,254,879	-
	<b>346,114,068</b>	<b>35,315,111</b>

**12) Share capital**

The authorised, issued, subscribed and fully paid-up share capital comprises of equity shares and having a par value of Re.1 each as follows:

PARTICULARS	As at 31 <sup>st</sup> March 2018 (₹)	As at 31 <sup>st</sup> March 2017 (₹)
(I) Authorised 20,00,00,000 equity shares of Re.1/- each		
	200,000,000	200,000,000
	<b>200,000,000</b>	<b>200,000,000</b>
(ii) Issued, subscribed and fully paid up 14,29,58,100 Equity Shares of Re.1/- each		
	142,958,100	142,958,100
	<b>142,958,100</b>	<b>142,958,100</b>

**(i) Reconciliation of number of shares**

PARTICULARS	As at 31 <sup>st</sup> March 2018		As at 31 <sup>st</sup> March 2017	
	No. of Shares	Amount	No. of Shares	Amount
<b>Equity shares</b>				
Opening balance	142,958,100	142,958,100	35,739,525	71,479,050
Bonus shares issued	-	-	35,739,525	71,479,050
Split of shares	-	-	71,479,050	-
Closing balance	142,958,100	142,958,100	142,958,100	142,958,100

**(ii) Restrictions attached to shares**

The Company has issued only one class of shares referred to as equity shares having a face value of Re. 1/- each. Each holder of equity share is entitled to one vote per share. There are no special rights, preferences and restrictions attached to any share. No shares are reserved for issue under options and contracts/commitments for the sale of shares/disinvestment.

**(iii) The details of share holders holding holding more than 5% shares**

PARTICULARS	As at 31 <sup>st</sup> March 2018		As at 31 <sup>st</sup> March 2017	
	% of holding	No. of share held	% of holding	No. of share held
Equity shares of Re. 1 each fully paid up				
(i) Alankit Finsec Limited	19.59%	28,000,000	19.59%	28,000,000
(ii) Newwave Commercial Private Limited	-	-	19.59%	28,000,000
(iii) Diwakar Commercials Private Limited	-	-	19.43%	27,773,889
(iv) Nutshell Vyapaar Private Limited	-	-	11.90%	17,010,552
(v) Alankit Associates Private Limited	19.31%	27,600,000	-	-
(vi) Alankit Assignments Limited	19.59%	28,000,000	-	-

**(iv) Equity shares allotted as fully paid-up (during 5 years preceeding March 31, 2018) including equity shares issued pursuant to contract without payment being received in cash.**

Particulars	Year (aggregate no. of shares)				
	2017-18	2016-17	2015-16	2014-15	2013-14
Fully paid up by way of bonus shares	-	35,739,525	-	-	-

**13) Other equity**

Other equity consist of the following:

PARTICULARS	As at 31 <sup>st</sup> March 2018 (₹)	As at 31 <sup>st</sup> March 2017 (₹)
(a) Securities Premium		
(i) Opening balance	161,889,755	233,368,805
(ii) Addition during the year	-	-
(iii) Less: Utilised for issue of bonus shares	-	71,479,050
	<b>161,889,755</b>	<b>161,889,755</b>
(b) General Reserve		
(i) Opening balance	50,660	50,660
(ii) Addition during the year	99,949,190	-
	<b>99,999,850</b>	<b>50,660</b>

PARTICULARS	As at 31 <sup>st</sup> March 2018 (₹)	As at 31 <sup>st</sup> March 2017 (₹)
(C) Retained earnings		
(i) Opening balance	152,136,921	45,964,917
(ii) Add: Net profit for the year	213,511,931	132,594,662
(iii) Add: Remeasurement of defined benefit plans	(36,288)	190,083
(iv) Add: Exchange differences on foreign operations	613,726	901,029
(v) Less: Misc. expenses written off	-	1,704,619
(vi) Less: Equity dividend	42,887,430	21,443,715
(vii) Less: Tax on Equity dividend	8,730,873	4,365,436
(viii) Less: Transfer to General Reserves	99,949,190	-
	<b>214,658,797</b>	<b>152,136,921</b>
(d) Investments revaluation Reserves		
(i) Opening balance	10,079,534	-
(ii) Addition during the year	-	10,079,534
(iii) Less: Adjustment during the year	(3,320,039)	-
	<b>6,759,495</b>	<b>10,079,534</b>
	<b>483,307,896</b>	<b>324,156,870</b>

**14) Financial liabilities****(i) Short-term borrowings**

PARTICULARS	As at 31 <sup>st</sup> March 2018 (₹)	As at 31 <sup>st</sup> March 2017 (₹)
(A) Secured loan	49,220,127	49,955,695
Cash credit facility from bank.	<b>49,220,127</b>	<b>49,955,695</b>

Cash credit facility from bank of Rs.492.20 Lakhs (Previous year Rs. 499.56 Lakhs) are secured by hypothecation of present and future stock in trade, book debts & other current assets of the company and personal guarantee of directors, immovable property of the Company as collateral.

**15) Other financial liability**

Other financial liabilities consists of the following:

PARTICULARS	As at 31 <sup>st</sup> March 2018 (₹)	As at 31 <sup>st</sup> March 2017 (₹)
<b>(i) Other non current financial liabilities</b>		
(a) Security Deposits	187,322,257	138,050,796
	<b>187,322,257</b>	<b>138,050,796</b>
<b>(ii) Other current financial liabilities</b>		
(a) Interest on Short Term Borrowings	464,587	125,968
(b) Unclaimed dividend	577,041	285,806
(c) Security Deposits	20,501,938	31,600,152
	<b>21,543,566</b>	<b>32,011,926</b>

**16) Employee benefit obligation**

Employee benefit obligation consists of the following:

PARTICULARS	As at 31 <sup>st</sup> March 2018 (₹)	As at 31 <sup>st</sup> March 2017 (₹)
<b>(i) Non current provision</b>		
Provision for employees benefit	6,283,635	1,682,225
	<b>6,283,635</b>	<b>1,682,225</b>

PARTICULARS	As at 31 <sup>st</sup> March 2018 (₹)	As at 31 <sup>st</sup> March 2017 (₹)
<b>(li) Current provision</b>		
Provision for employees benefit	22,185	5,879
	<b>22,185</b>	<b>5,879</b>

**17) Deferred tax liabilities (net)**

Deferred tax liabilities consist of the following:

PARTICULARS	As at 31 <sup>st</sup> March 2017 (₹)	Tax effect during the year	As at 31 <sup>st</sup> March 2018 (₹)
(i) Fixed Assets	30,653,491	(18,928,018)	11,725,473
(ii) Gratuity Provision	(651,383)	(1,331,749)	(1,983,132)
	<b>30,002,108</b>	<b>(20,259,768)</b>	<b>9,742,340</b>

**18) Trade payables**

Trade payables consist of the following:

PARTICULARS	As at 31 <sup>st</sup> March 2018 (₹)	As at 31 <sup>st</sup> March 2017 (₹)
Trade payables	257,535,855	39,049,109
	<b>257,535,855</b>	<b>39,049,109</b>

**19) Other liabilities**

Other liabilities consists of the following:

PARTICULARS	As at 31 <sup>st</sup> March 2018 (₹)	As at 31 <sup>st</sup> March 2017 (₹)
(i) Statutory Liabilities	18,581,812	4,941,968
(ii) Expenses payables	36,947,496	10,035,322
	<b>55,529,309</b>	<b>14,977,290</b>

**20) Revenue from Operations**

PARTICULARS	For the year ended 31 <sup>st</sup> March 2018 (₹)	For the year ended 31 <sup>st</sup> March 2017 (₹)
(a) Sale of e-Governance services	952,595,487	663,301,632
(b) Sale of e-Governance products	91,707,598	186,156,296
	<b>1,044,303,084</b>	<b>849,457,928</b>

**21) Other Income (Net)**

Interest Income

PARTICULARS	For the year ended 31 <sup>st</sup> March 2018 (₹)	For the year ended 31 <sup>st</sup> March 2017 (₹)
(i) Interest on Fixed Deposits	939,440	754,003
(ii) Interest Income of Deferred Securities	26,206,927	16,330,858
(iii) Other Income	1,866,737	-
	<b>29,013,105</b>	<b>17,084,861</b>

**22) Purchases of stock in trade**

PARTICULARS	For the year ended 31 <sup>st</sup> March 2018 (₹)	For the year ended 31 <sup>st</sup> March 2017 (₹)
Purchases of e-Governance Products (Net)	66,385,914	177,004,313
	<b>66,385,914</b>	<b>177,004,313</b>



**23) Changes in Inventories**

PARTICULARS	For the year ended 31 <sup>st</sup> March 2018 (₹)	For the year ended 31 <sup>st</sup> March 2017 (₹)
Stock in Trade at the beginning of the Period	33,387,210	17,550,327
Stock in Trade at the end of the Period	28,728,011	33,387,210
<b>Net (Increase) / Decrease</b>	<b>4,659,199</b>	<b>(15,836,883)</b>

**24) Employee Benefits Expenses**

PARTICULARS	For the year ended 31 <sup>st</sup> March 2018 (₹)	For the year ended 31 <sup>st</sup> March 2017 (₹)
(a) Salary, Wages and Bonus	186,975,518	115,153,729
(b) Contribution to Provident Fund and other Funds	27,733,475	8,932,029
(c) Staff Welfare Expenses	6,014,835	9,368,825
	<b>220,723,828</b>	<b>133,454,583</b>

**25) Other Operating Expenses**

PARTICULARS	For the year ended 31 <sup>st</sup> March 2018 (₹)	For the year ended 31 <sup>st</sup> March 2017 (₹)
(a) Bank Charges	1,822,418	1,296,441
(b) Finance Expenses on Deferred Securities	25,789,819	11,371,177
(c) Telephone & Internet Expenses	6,838,987	3,593,655
(d) Postage & Telegram	7,439,876	4,221,986
(e) Fees and subscriptions	5,215,227	2,154,059
(f) Professional Expenses	175,858,057	126,688,636
(g) Conveyance, Tour & Travelling	10,226,539	12,963,942
(h) Insurance Expenses	1,658,148	368,903
(i) Security Expenses	1,541,378	402,240
(j) Vehicle Running & Maintenance	1,503,535	1,404,988
(k) Computer Running & Maintenance	4,522,171	3,368,907
(l) UPS/Generator Running & Maintenance	544,152	675,297
(m) Repair & Maintenance	9,371,561	9,329,644
(n) Electricity Expenses	7,745,430	7,334,449
(o) Office Expenses	916,086	528,833
(p) Rent	25,330,455	20,955,442
(q) Warehousing Expenses	10,921,056	8,315,176
(r) Printing and stationary	3,031,911	2,023,138
(s) Business Promotion	7,636,540	19,575,914
(t) Data Management & Digitisation Expenses	104,857,483	74,086,671
(u) Distribution Agency Expenses - EESL	21,634,155	16,360,015
(v) PVC UID Card Expenses	3,958,957	5,289,147
(w) Charity & Donation	2,545,828	4,031,000
(x) Property Tax	253,386	249,619
(y) Swachh Bharat Cess	218,343	521,859
(z) General Expenses	36,761,715	13,076,636
(aa) Prior Period Expenses	609,367	114,003
(ab) Gratuity Fund	4,566,721	1,360,548
(ac) Director sitting fees	360,000	260,000
(ad) Directors' Tour & Travelling	1,395,944	1,185,642
(ae) Bad Debts	10,203	-
(af) Forex Losses	1,456	25,965
(ag) Payment to Auditors	210,000	210,000
(ag) Preliminary Expenses written off	-	900,000
	<b>485,296,903</b>	<b>354,243,932</b>

**25(1) Payment to Auditors as :**

PARTICULARS	For the year ended 31 <sup>st</sup> March 2018 (₹)	For the year ended 31 <sup>st</sup> March 2017 (₹)
(a) Statutory Audit Fees	200,000	200,000
(b) Tax Audit Fees	10,000	10,000
	<b>210,000</b>	<b>210,000</b>

**25(2) Corporate Social Responsibility (CSR)**

(a) CSR Amount required to be spent as per Section 135 of The Companies Act, 2013 read with Schedule VII thereof by the company during the year Rs.17.58 Lakh (previous year Rs.2.69 lakh).

(b) Expenditure related to corporate social responsibility is Rs.20 Lakh (previous year Rs.15Lakh).

**Details of Amount spent towards CSR given below:**

(₹)

PARTICULARS	2017-18	2016-17
Education	2,000,000	1,500,000
	2,000,000	1,500,000

**26) Finance Cost**

(₹)

PARTICULARS	2017-18	2016-17
(a) Interest on borrowings from banks	5,992,139	125,968
(b) Bank & Finance Charges	788,000	178,865
	<b>6,780,139</b>	<b>304,833</b>

**Note 27 Employee Benefit Obligations:**

The company is depositing contribution in respect of employees covered under Provident Fund Act, 1952 on monthly accrual basis with the "Statutory Provident Fund" which has been charged to the profit & loss account.

**Defined Benefit Plan**

The present value of Gratuity (non funded) is determined based on actuarial valuation & charged to the Profit & Loss account for the year.

PARTICULARS	2017-18 (₹)	2016-17 (₹)
<b>a) Change in Benefit Obligations</b>		
Projected benefit obligations at the beginning of the period	1,688,104	637,190
Interest cost	130,828	47,789
Current service cost	4,435,893	1,312,759
Benefits paid (if any)	-	(18,952)
Actuarial (gain)/loss	50,995	(290,682)
Projected benefit obligations at the end of the period	6,305,820	1,688,104
<b>b) The amount to be recognised in the Balance Sheet</b>		
Present value of the defined benefit obligations	6,305,820	1,688,104
Plan assets at end of the period at fair value	-	-
Liability recognised in the Balance Sheet-		
1) Current Liability	22,185	5,879
2) Long Term Liability	6,283,635	1,682,225
<b>c) Cost for the period</b>		
Interest cost	130,828	47,789
Current service cost	4,435,893	1,312,759
Expected return on plan asset	-	-
Actuarial (gain)/loss	50,995	(290,682)
Expenses recognised in the statement of Profit & Loss	4,617,716	1,069,866
<b>d) Assumptions</b>		
Salary Escalation	5% p.a.	5% p.a.
Interest for Discount	7.75% p.a.	7.5% p.a.

**Note 28 Earning per share**

The earning per share has been calculated as specified in Ind AS 33 on "Earning Per Share" and related disclosures are as below :

PARTICULARS	For the year ended 31 <sup>st</sup> March 2018 (₹)	For the year ended 31 <sup>st</sup> March 2017 (₹)
1. Net profit after tax as per statement of profit & loss attributable to Equity share holders ( <i>figures in Rs."000"</i> )	213,511,931	132,594,663
2. Weighted average number of equity shares used as denominator for calculating Basic EPS	142,958,100	142,958,100
3. Weighted average number of Potential equity shares	-	-
4. Total Weighted average number of equity shares used as denominator for calculating Diluted EPS	142,958,100	142,958,100
5. Basic earning per share (Rs)	1.49	0.93
6. Diluted earning per share (Rs)	1.49	0.93
7. Face Value per equity share (Rs)	1	1

**Note 29 Segment Reporting**

## 1. Business Segment:

- (I) The business segment has been considered as the primary segment.
- (II) The Company's primary business segments are reflected based on principal business activities, the nature of service, the differing risks and returns, the organisation structure and the internal financial reporting system.
- (iii) The Company's primary business comprises of two business segments viz., E- Governance and Financial Activities.
- (iv) Segment revenue, results, assets and liabilities include amounts identifiable to each segments allocated on a reasonable basis.
- (v) The accounting policies adopted for segment reporting are in line with the accounting policies adopted for preparation of financial information.

**Information about the primary segment**

(₹ )

PARTICULARS	E-Governance Services	E-Governance Trading	Grand Total
<b>(I) Segment Revenue</b>			
External Segment	981,608,591 (680,386,493)	91,707,598 (186,156,296)	1,073,316,189 (866,542,789)
Internal Segment	-	-	-
<b>Total Revenue</b>	<b>981,608,591</b>	<b>91,707,598</b>	<b>1,073,316,189</b>
<b>(II) Segment Results Profit/(Loss)</b>	273,536,289 (193,810,071)	15,933,916 (23,561,941)	289,470,205 (217,372,011)
Less: Depreciation	-	-	35,394,178 (14,579,340)
Add: Exceptional / Prior period items	-	-	- -
Less: Income Taxes (Current, Deferred Tax)	-	-	40,564,156 (70,198,009)
<b>Profit/(Loss) After Tax</b>	-	-	<b>213,511,871</b> <b>(132,594,662)</b>

(₹)

PARTICULARS	E-Governance Services	E-Governance Trading	Grand Total
(III) Segment Assets	1,179,870,929 (734,193,318)	34,569,426 (40,566,371)	1,214,440,355 (774,759,689)
(IV) Segment Liabilities	567,839,422 (291,462,546)	20,334,927 (16,182,174)	588,174,349 (307,644,720)
(V) Capital Expenditure	123,282,338 (7,641,912)	- -	123,282,338 (7,641,912)
(VI) Depreciation	35,394,178 (14,579,340)	- -	35,394,178 (14,579,340)
(VII) Non Cash Expenditure	4,617,716 (2,260,548)	- -	4,617,716 (2,260,548)

**Note :** Figures in respect of previous year are stated in brackets in Italics.

## 2. Geographical Segment :

The Company operates in one Geographic Segment namely "Within India" and hence, no separate information for Geographic Segment wise disclosure is required.

## Note 30 Related Party Disclosure

<b>Key Management Personnel</b>	Managing Director	Ankit Agarwal
	Chairman & Non Executive Director	Alok Kumar Agarwal
	Whole time Director & Executive Director	Praveen Kumar Bansal (w.e.f. 01-11-2017)
	Whole time Director & Company Secretary	Preeti Chadha
	Chief Financial Officer	Santoshi Lal Gupta

## Enterprises over which KMP are able to exercise

Alok & Co. LLP

## Significant influence

Alankit Associates Pvt Ltd  
Alankit Finsec Limited  
Pratishtha Images Pvt. Limited  
Alankit Imaginations Limited  
Alankit Global Resource DMCC  
Alankit Assignments Limited

## Subsidiary Companies

Name of Subsidiary	Country	Holding as At	
		30-3-2018	31-3-2017
Alankit Technologies Limited	India	51%	100%
Euro Global Brokers Limited	India	100%	100%
Europlus Financial Services Limited	India	100%	100%
Alankit Life Care Limited (w.e.f. 14-11-2017)	India	100%	-
Verasys Technologies Pvt Ltd (w.e.f. 10-02-2018)	India	51%	-
Faith Business Advisors Limited (up to 06-05-2017) (unconsolidated subsidiary)	India	-	100%

## Related party Transactions

(₹)

PARTICULARS	Key Management Personal & Their Relatives		Subsidiaries Companies	
	Current Year (₹)	Previous Year (₹)	Current Year (₹)	Previous Year (₹)
<b>Subsidiary Companies</b>				
Opening Balance				
Purchase/Services during the year	14,269,651	17,298,477	2,996	2,976
Purchase of Fixed Assets	117,799,400	53,397,750	-	-
Investments Purchased	181,000,000	4,836,569	-	-
Against Security Deposit	-	93,000,000	-	-
Amount collected on behalf of associates	2,886,746	24,397,709	-	-
Amount paid by Associates	119,712,412	16,998,097	-	-
Advance for purchase of Tangible Assets	150,000,000	-	-	-
Amount paid to Associates /adjusted	435,668,209	209,928,602	2,996	2,976
Closing Balance	(150,000,000)	-	-	-
<b>Sundry Debtors</b>				
Opening Balance	-	-	-	-
Sales/Service during the year	59,000,000	-	-	-
Reimbursement of Expenses	-	-	-	-
Payment received/adjusted	59,000,000	-	-	-
Closing Balance	-	-	-	-
<b>Loans &amp; Advances (Assets)</b>				
Opening Balance				
Amount given				
Amount received/adjusted (including accrued interest)				
Closing Balance				
<b>Income</b>				
Sale/Services Provided	50,000,000	-	-	-
<b>Expenditure</b>				
Director's Remuneration	3,900,000	2,576,322	-	-
Director's Sitting Fees	360,000	260,000	-	-
Purchases/Services Received	13,202,647	12,575,787	2,538	2,599
<b>Investments</b>				
Investments purchased	181,000,000	4,836,569	-	-
<b>Fixed Assets</b>				
Assets Purchased from associates during the year	99,830,000	53,397,750	-	-

**Note 31 Contingent Liabilities and Commitments**

Bank guarantee issued in favour of following Parties:-

1. Oriental Bank of Commerce (for UID Project) Rs. 37,75,200/- (previous year Rs. 37,75,200/-)
2. The Principal Secretary & Commissioner, DoIT&C, IT Building, Yojana Bhawan Campus, Tilak Marg, C-Scheme, Jaipur (Rajasthan) Rs.12,00,000 (previous year Rs. Nil)
3. The Section officer, DEA, Banking division, Department of Financial Services, Ministry of Finance Rs.8,00,000/- (previous year Rs. Nil)
4. UIDAI Rs.27,00,000/- (previous year Rs.2,00,000/-)

Stock worth Rs.16,56,78,632/- as on 31.03.2018 of LED Bulb, Fan and Tube Light is lying at vendors and own branches on behalf of Energy Efficiency Services Limited (EESL), This liability is contingent in nature and therefore has not been provided in books.

**Note 32**

Purchases of goods in foreign exchange current year Rs.5,46,97,674/- (previous year Rs.8,46,69,577/-). Sale of goods in foreign

exchange current year Rs.67,42,756/-(previous year-Rs.72,64,628).

**Note 33**

Figures for previous year have been regrouped / rearranged wherever considered necessary.

**Note 34**

Paise have been rounded off to the nearest rupee.

*As per our report of even date attached.*

*for and on behalf of The Board of Directors of Alankit Limited.*

**For Maheshwari Rajiv &Co.**

Chartered Accountant  
FRN No.007115N

CA Vinesh Maheshwari  
Partner  
M. No. 098645

Place : New Delhi  
Date : 30/05/2018

**Alok Kumar Agarwal**  
Chairman & Director  
DIN:00586047

**Mr. Pravin Kumar Bansal**  
Whole Time Director  
DIN:07970962

**Mr. Santoshi Lal Gupta**  
Chief Financial Officer  
FCA-99754

**Ankit Agarwal**  
Managing Director  
DIN:01191951

**Mr. Shyam Kishore Lal**  
Independent Director  
DIN:03602766

**Preeti Chadha**  
Company Secretary & Whole time Director  
DIN:06901521

**Yash Jeet Basrar**  
Independent Director  
DIN:00112857

**Mr. Pradip Kumar Banerji**  
Independent Director  
DIN:00003174

## INDEPENDENT AUDITORS' REPORT (CONSOLIDATED)

To the members of  
**ALANKIT LIMITED**

### Report on the Consolidated Ind AS Financial Statements

We have audited the accompanying consolidated financial statements of **ALANKIT LIMITED** (hereinafter referred to as 'the Company') and its subsidiaries (the Company and its subsidiaries together referred to as 'the Group'), comprising the Consolidated Balance Sheet as at March 31, 2018, the Consolidated Statement of Profit and Loss (including other comprehensive income), the Consolidated Statement of Changes in Equity, the Consolidated Statement of Cash Flows for the year then ended, and a summary of the significant accounting policies and other explanatory information (hereinafter referred to as 'Consolidated Ind As financial statements').

### Management's Responsibility for the Consolidated Financial Statements

The Holding Company's Board of Directors is responsible for the preparation of these consolidated financial statements in terms of the requirements of the Companies Act, 2013 (hereinafter referred to as 'the Act') that give a true and fair view of the consolidated financial position, consolidated financial performance including other comprehensive income, consolidated statement of changes in equity and consolidated cash flows of the Group in accordance with the Indian Accounting Standards (Ind AS) prescribed under Section 133 of the Act read with the Companies (Indian Accounting Standards) Rules, 2015, as amended, and other accounting principles generally accepted in India.

The respective Board of Directors of the companies included in the Group are responsible for maintenance of adequate accounting records in accordance with the provisions of the Act for safeguarding the assets of the Group and for preventing and detecting frauds and other irregularities; the selection and application of appropriate accounting policies; making judgments and estimates that are reasonable and prudent; and the design, implementation and maintenance of adequate internal financial controls, that were operating effectively for ensuring the accuracy and completeness of the accounting records, relevant to the preparation and presentation of the consolidated financial statements that give a true and fair view and are free from material misstatement, whether due to fraud or error, which have been used for the purpose of preparation of the consolidated financial statements by the Board of Directors of the Holding Company, as aforesaid.

### Auditors' Responsibility

Our responsibility is to express an opinion on these consolidated financial statements based on our audit. In conducting our audit, we have taken into account the provisions of the Act, the accounting and auditing standards and matters which are required to be included in the audit report under the provisions of the Act and the Rules made thereunder.

We conducted our audit in accordance with the Standards on Auditing specified under Section 143(10) of the Act. Those Standards require that we comply with ethical requirements and plan and perform the audit to obtain reasonable assurance about whether the consolidated financial statements are free from material misstatement.

An audit involves performing procedures to obtain audit evidence about the amounts and the disclosures in the consolidated financial statements. The procedures selected depend on the auditor's judgment, including the assessment of the risks of material misstatement of the consolidated financial statements, whether due to fraud or error. In making those risk assessments, the auditor considers internal financial control relevant to the Holding Company's preparation of the consolidated financial statements that give a true and fair view in order to design audit procedures that are appropriate in the circumstances. An audit also includes evaluating the appropriateness of the accounting policies used and the reasonableness of the accounting estimates made by the Holding Company's Board of Directors, as well as evaluating the overall presentation of the consolidated financial statements.

We believe that the audit evidence obtained by us, is sufficient and appropriate to provide a basis for our audit opinion on the consolidated financial statements.



## Opinion

In our opinion and to the best of our information and according to the explanations given to us, the aforesaid consolidated financial statements give the information required by the Act in the manner so required and give a true and fair view in conformity with the Ind AS and other accounting principles generally accepted in India, of the consolidated state of affairs of the Group as at March 31, 2018, and its consolidated profit, consolidated total comprehensive income, consolidated statement of changes in equity and its consolidated cash flows for the year ended on that date.

## Other Matter

We did not audit the financial statements/ financial information of 5 subsidiaries included in the consolidated financial results, whose financial statements/ financial information reflect total assets of Rs. 2,359 Lacs as at 31 March 2018, total revenues of Rs.159 Lacs and total net profit after tax of Rs.26.31 Lacs for the year ended on that date, as considered in the consolidated financial results. These financial statements/financial information have been audited by other auditors whose reports have been furnished to us by the Management and our opinion on the consolidated financial results, in so far as it relates to the amounts and disclosures included in respect of these subsidiaries is based solely on the reports of the other auditors.

Our opinion on the Statement is not modified in respect of the above matters with respect to our reliance on the work done and the reports of the other auditors.

## Report on Other Legal and Regulatory Requirements

As required by Section 143(3) of the Act, based on our audit, we report that:

- (a) We have sought and obtained all the information and explanations which to the best of our knowledge and belief were necessary for the purposes of our audit of the aforesaid consolidated financial statements.
- (b) In our opinion, proper books of account as required by law relating to preparation of the aforesaid consolidated financial statements have been kept so far as it appears from our examination of those books.
- (c) The Consolidated Balance Sheet, the Consolidated Statement of Profit and Loss (including Other Comprehensive Income), Consolidated Statement of Changes in Equity and the Consolidated Statement of Cash Flows dealt with by this Report are in agreement with the relevant books of account maintained for the purpose of preparation of the consolidated financial statements.
- (d) In our opinion, the aforesaid consolidated financial statements comply with the Indian Accounting Standards prescribed under Section 133 of the Act.
- (e) On the basis of the written representations received from the Directors of the Holding Company as on March 31, 2018 taken on record by the Board of Directors of the Holding Company and its subsidiaries incorporated in India and the reports of the statutory auditors of its subsidiary companies incorporated in India, none of the directors of the Group companies incorporated in India is disqualified as on March 31, 2018 from being appointed as a director in terms of Section 164(2) of the Act.
- (f) With respect to the adequacy of the internal financial controls over financial reporting and the operating effectiveness of such controls, refer to our separate report in 'Annexure A' which is based on the auditor's reports of the Company and its subsidiary companies incorporated in India. Our report expresses an unmodified opinion on the adequacy and operating effectiveness of the internal financial controls over financial reporting of those companies, for the reasons stated therein.
- (g) With respect to the other matters to be included in the Auditor's Report in accordance with Rule 11 of the Companies (Audit and Auditor's) Rules, 2014, as amended, in our opinion and to the best of our information and according to the explanations given to us:
  - i. The consolidated financial statements disclose the impact of pending litigations on the consolidated financial position of the Group.
  - ii. The Company has made provision, as required, under the applicable law or accounting standards, for material foreseeable losses, if any, on long-term contracts including derivative contracts.



- iii. There was no amount which is required to be transferred, to the Investor Education and Protection Fund by the Holding Company and its subsidiary companies incorporated in India.

For **Maheshwari Rajiv & Co.**  
Chartered Accountants  
(Firm's Registration Number: 007115N)

Date: 30.05.2018  
Place: New Delhi

**C.A. Vinesh Kumar Maheshwari**  
Partner  
(Membership Number: 098645)

## **Annexure A to the Independent Auditors' Report**

(Referred to in paragraph (f) under 'Report on Other Legal and Regulatory Requirements' section of our report to the Members of Alankit Limited of even date)

### **Report on the Internal Financial Controls Over Financial Reporting under Clause (i) of sub-section 3 of Section 143 of the Companies Act, 2013 ('the Act')**

We have audited the internal financial controls over financial reporting of **Alankit Limited** ("the Company") and its subsidiary companies incorporated in India as at March 31, 2018 in conjunction with our audit of the consolidated Ind As financial statements of the Company for the year ended and as at March 31, 2018.

#### **Management's Responsibility for Internal Financial Controls**

The Board of Directors of the Holding Company and its subsidiary companies, which are companies incorporated in India, are responsible for establishing and maintaining internal financial controls based on the internal control over financial reporting criteria established by the respective companies considering the essential components of internal control stated in the Guidance Note on Audit of Internal Financial Controls Over Financial Reporting issued by the Institute of Chartered Accountants of India ('the ICAI'). These responsibilities include the design, implementation and maintenance of adequate internal financial controls that were operating effectively for ensuring the orderly and efficient conduct of its business, including adherence to the respective company's policies, the safeguarding of its assets, the prevention and detection of frauds and errors, the accuracy and completeness of the accounting records, and the timely preparation of reliable financial information, as required under the Companies Act, 2013 and the rules made thereunder.

#### **Auditor's Responsibility**

Our responsibility is to express an opinion on the internal financial controls over financial reporting of the Company and its subsidiary companies, which are companies incorporated in India, based on our audit. We conducted our audit in accordance with the Guidance Note on Audit of Internal Financial Controls Over Financial Reporting ('the Guidance Note') issued by the Institute of Chartered Accountants of India and the Standards on Auditing, prescribed under Section 143(10) of the Companies Act, 2013, to the extent applicable to an audit of internal financial controls. Those Standards and the Guidance Note require that we comply with ethical requirements and plan and perform the audit to obtain reasonable assurance about whether adequate internal financial controls over financial reporting was established and maintained and if such controls operated effectively in all material respects.

Our audit involves performing procedures to obtain audit evidence about the adequacy of the internal financial controls system over financial reporting and their operating effectiveness. Our audit of internal financial controls over financial reporting included obtaining an understanding of internal financial controls over financial reporting, assessing the risk that a material weakness exists, and testing and evaluating the design and operating effectiveness of internal control based on the assessed risk. The procedures selected depend on the auditor's judgment, including the assessment of the risks of material misstatement of the financial statements, whether due to fraud or error.

We believe that the audit evidence we have obtained and the audit evidence obtained by other auditors of subsidiary companies in India is sufficient and appropriate to provide a basis for our audit opinion on the internal financial controls system over financial reporting of the Holding Company and its subsidiary companies, which are companies incorporated in India.

#### **Meaning of Internal Financial Controls over Financial Reporting**

A company's internal financial control over financial reporting is a process designed to provide reasonable assurance regarding the reliability of financial reporting and the preparation of financial statements for external purposes in accordance with generally accepted accounting principles. A company's internal financial control over financial reporting includes those policies and procedures that (1) pertain to the maintenance of records that, in reasonable

detail, accurately and fairly reflect the transactions and dispositions of the assets of the company; (2) provide reasonable assurance that transactions are recorded as necessary to permit preparation of financial statements in accordance with generally accepted accounting principles, and that receipts and expenditures of the company are being made only in accordance with authorizations of management and directors of the company; and (3) provide reasonable assurance regarding prevention or timely detection of unauthorized acquisition, use, or disposition of the company's assets that could have a material effect on the financial statements.

### **Inherent Limitations of Internal Financial Controls over Financial Reporting**

Because of the inherent limitations of internal financial controls over financial reporting, including the possibility of collusion or improper management override of controls, material misstatements due to error or fraud may occur and not be detected. Also, projections of any evaluation of the internal financial controls over financial reporting to future periods are subject to the risk that the internal financial control over financial reporting may become inadequate because of changes in conditions, or that the degree of compliance with the policies or procedures may deteriorate.

### **Opinion**

In our opinion and to the best of our information and according to the explanations given to us, the Holding Company and its subsidiary companies, which are companies incorporated in India, have, in all material respects, an adequate internal financial controls system over financial reporting and such internal financial controls over financial reporting were operating effectively as at March 31, 2018, based on the internal control over financial reporting criteria established by the respective companies considering the essential components of internal control stated in the Guidance Note on Audit of Internal Financial Controls Over Financial Reporting issued by the Institute of Chartered Accountants of India

For **Maheshwari Rajiv & Co.**

Chartered Accountants

(Firm's Registration Number: 007115N)

Date: 30.05.2018

Place: New Delhi

**C.A. Vinesh Kumar Maheshwari**

Partner

(Membership Number: 098645)

CONSOLIDATED BALANCE SHEET AS AT 31<sup>st</sup> March, 2018

PARTICULARS	Note No.	As at 31-03-2018 (₹)	As at 31-03-2017 (₹)
Non-Current Assets			
(a) Property, plant and equipments	3	65,249,450	29,889,805
(b) Intangible assets	4	337,165,814	248,090,598
(c) Financial Assets			
(i) Investments	5	11,596,074	15,132,103
(ii) Other financial assets	6	76,976,836	135,671,375
(d) Other non - current assets	7	82,400	-
Total Non- Current Assets		491,070,574	428,783,881
Current Assets			
(a) Inventories	8	28,736,361	33,395,560
(b) Financial Assets			
(i) Trade receivables	9	140,453,554	126,675,385
(ii) Unbilled revenue	10	6,983,247	4,985,531
(iii) Cash and cash equivalents	11	223,968,648	148,403,798
(c) Other current assets	12	486,734,271	36,362,415
Total current assets		886,876,081	349,822,689
TOTAL ASSETS		1,377,946,655	778,606,571
EQUITY AND LIABILITIES			
Equity			
(a) Share capital	13	142,958,100	142,958,100
(b) Other equity	14	488,449,707	326,088,454
(c) Non Controlling Interest		35,403,080	-
Total Equity		666,810,888	469,046,554
Liabilities			
Non-current liabilities			
(a) Financial liabilities			
(i) Other financial liability	16(i)	187,322,257	138,050,796
(b) Employee benefit obligation	17(i)	6,368,046	1,682,225
(c) Deferred tax liabilities (net)	18	8,995,731	29,995,714
Total non-current liabilities		202,686,034	169,728,735
Current liabilities			
(a) Financial liabilities			
(i) Short-term borrowings	15	49,220,127	49,955,695
(ii) Trade payables	19	378,805,007	40,781,465
(iii) Other financial liability	16(ii)	21,543,466	32,011,926
(b) Current income tax liabilities (net)		880,307	1,944,406
(c) Employee benefit obligation	17(ii)	31,564	5,879
(d) Other liabilities	20	57,969,263	15,131,911
Total current liabilities		508,449,733	139,831,282
TOTAL EQUITY AND LIABILITIES		1,377,946,655	778,606,571

## For Maheshwari Rajiv &amp; Co.

Chartered Accountant

FRN No.007115N

CA Vinesh Maheshwari

Partner

M. No. 098645

Place : New Delhi

Date : 30/05/2018

Alok Kumar Agarwal

Chairman &amp; Director

DIN:00586047

Mr. Santoshi Lal Gupta

Chief Financial Officer

FCA-99754

Ankit Agarwal

Managing Director

DIN:01191951

Preeti Chadha

Company Secretary &amp; Whole time Director

DIN:06901521

Yash Jeet Basrar

Independent Director

DIN:00112857

**CONSOLIDATED STATEMENT OF PROFIT AND LOSS FOR THE YEAR ENDED 31<sup>st</sup> March, 2018**

<b>PARTICULARS</b>	<b>Note No.</b>	<b>As at 31-03-2018 (₹)</b>	<b>As at 31-03-2017(₹)</b>
I. Revenue from operations	21	1,051,016,884	850,816,417
II. Other Income (net)	22	37,326,942	17,084,861
III. Total Income (I+II)		1,088,343,826	867,901,278
IV. Expenses:			
(a) Purchases of stock in trade	23	66,385,914	177,004,313
(b) Changes in Inventories of stock in trade	24	7,439,965	(15,836,883)
(c) Employee benefits expenses	25	221,337,045	134,151,529
(d) Finance Cost	27	6,780,139	304,833
(e) Depreciation & Amortisation expense	3	35,425,635	14,590,992
(f) Other expenses	26	494,157,999	354,698,105
Total Expenses		831,526,698	664,912,889
V. Profit before Tax (III-IV)		256,817,128	202,988,389
VI. Tax expense:			
(a) Current tax		61,508,731	50,734,170
(b) MAT credit receivable		(132,769)	-
(c) Deferred tax		(20,104,799)	19,486,055
Total Tax Expense		41,271,163	70,220,225
VII. Profit for the year attributable to (V-VI):			
- Shareholders of the Company		215,545,965	132,768,164
- Non-controlling interests		-	-
		215,545,965	132,768,164
VIII. Other Comprehensive Income / (Losses)			
(a) Items that will not be reclassified subsequently to the statement of profit and loss		-	-
(i) Remeasurement of defined employee benefit plans		(50,995)	290,682
(ii) Changes in fair values of investments in equities carried at fair value through OCI		(3,320,029)	10,079,534
(iii) Income Tax on items that will not be reclassified subsequently to the statement		14,707	-100,599
(b) Items that will be reclassified subsequently to the statement of profit and loss		-	-
(i) Exchange differences in translating the financial statement of a foreign operation		862,459	1,377,889
(ii) Income Tax on items that will be reclassified subsequently to the statement of profit and loss		(248,733)	(476,860)
Total Other Comprehensive Income / (Losses)		(2,742,591)	11,170,646
IX. Total Comprehensive Income for the year attributable to:			
- Shareholders of the Company		212,803,374	143,938,810
- Non-controlling interests		-	-
		212,803,374	143,938,810
X. Earnings per equity share - Basic and diluted		1.51	0.93
Weighted average number of equity shares (face value of Re. 1 each)		142,958,100	142,958,100
XI. Notes forming part of Financial Statements	1-35		

**For Maheshwari Rajiv & Co.**

Chartered Accountant

FRN No.007115N

CA Vinesh Maheshwari

Partner

M. No. 098645

Place : New Delhi

Date : 30/05/2018

**Alok Kumar Agarwal**

Chairman &amp; Director

DIN:00586047

**Mr. Santoshi Lal Gupta**

Chief Financial Officer

FCA-99754

**Ankit Agarwal**

Managing Director

DIN:01191951

**Preeti Chadha**

Company Secretary &amp; Whole time Director

DIN:06901521

**Yash Jeet Basrar**

Independent Director

DIN:00112857

STATEMENT FOR CHANGE IN EQUITY FOR THE YEAR ENDED 31<sup>st</sup> March, 2018

PARTICULARS	Equity	Other Equity					
	Share Capital	Reserve & Surplus			Other Comprehensive income		Total Equity attributable to equity holders of the company
		Securities Premium	General Reserve	Retained Earning	Investment Revaluation Reserve	Others	
Balance as at 01.04.2017	142,958,100	161,889,755	50,660	154,196,482	10,079,534	1,029,651	470,204,182
Bonus shares issued	-	-	-	-	-	-	-
Profit for the year	-	-	-	215,563,971	-	577,438	216,141,409
Addition during the year			99,949,190				99949
Transfer to General Reserves During the year	-	-	-	(99,949,190)	-	-	(99,949,190)
Misc. income written off	-	-	-	-	-	-	-
Changes in fair values of investments in equities carried at fair value through OCI	-	-	-	-	(3,320,039)	-	(3,320,039)
.Dividend (Including corporate dividend tax	-	-	-	(51,618,303)	-	-	(51,618,303)
Balance as at 31.03.2018	142,958,100	161,889,755	99,999,850	218,192,960	6,760,495	1,607,089	631,407,249

**CONSOLIDATED CASH FLOW STATEMENT FOR THE YEAR ENDED 31<sup>st</sup> March, 2018**

<b>PARTICULARS</b>	<b>As at 31-03-2018 (₹)</b>	<b>As at 31-03-2017 (₹)</b>
<b>A. Cash Flow from Operating Activities</b>		
Net Profit before Tax	257,562,444	202,988,101
Add : Adjustments for		
Depreciation	35,425,635	14,590,992
Gratuity Expenses	4,624,968	1,360,548
Interest & Finance Exp. on Short Term Borrowings	6,920,288	304,833
Finance Expenses on Deferred Securities	25,789,819	11,371,177
Preliminary Expenditure written off	-	900,000
	330,323,155	231,515,651
Less: Interest Income of Deffered Securities	26,206,927	16,330,858
Dividend Income	-	103,808
Interest Income	3,624,398	-
Operating Profit before Working Capital changes	300,491,830	215,080,984
Adjustments for change in Working Capital		
Decrease/ (Increase) in Trade & Other Receivables	(384,330,134)	(215,931,838)
Decrease / (Increase) in Inventories	7,439,965	(12,768,126)
Increase/ (Decrease) in Trade & Other Payables	423,659,660	78,055,710
Cash generated from operations	347,261,702	64,436,730
Direct Taxes paid	(70,219,377)	(46,194,501)
<b>Net Cash from Operating Activities</b>	<b>277,042,325</b>	<b>18,242,229</b>
<b>B. Cash Flow from Investing Activities</b>		
Dividend Income	-	103,808
Interest Income	3,624,398	-
Purchase of Fixed Assets	(135,906,884)	(7,641,912)
Sale of Fixed Assets	-	60,206
Sale/(Purchase) of Investments	(133,975,800)	(4,836,499)
<b>Net Cash from Investing Activities</b>	<b>(266,258,356)</b>	<b>(12,314,397)</b>
<b>C. Cash Flow from Financing Activities</b>		
Proceeds/(repayment) against Working Capital Borrowings	(735,568)	49,955,695
Proceeds from Short term Borrowings from Directors	(1,975)	-
Proceeds from issue of Share Capital	70,500,000	-
Interest & Finance Exp. on Short Term Borrowings	(6,920,288)	(304,833)
Dividend paid	(51,618,303)	(25,809,151)
<b>Net Cash from Financing activities</b>	<b>11,223,866</b>	<b>23,841,711</b>
Net Increase/ (Decrease) in cash or cash equivalents	22,007,835	29,769,543
Cash or cash equivalents (Opening balance)	201,960,813	118,634,134
Cash or cash equivalents (Closing balance)	223,968,648	148,403,677

**For Maheshwari Rajiv &Co.**

Chartered Accountant

FRN No.007115N

CA Vinesh Maheshwari

Partner

M. No. 098645

Place : New Delhi

Date : 30/05/2018

**Alok Kumar Agarwal**

Chairman &amp; Director

DIN:00586047

**Mr. Santoshi Lal Gupta**

Chief Financial Officer

FCA-99754

**Ankit Agarwal**

Managing Director

DIN:01191951

**Preeti Chadha**

Company Secretary &amp; Whole time Director

DIN:06901521

**Yash Jeet Basrar**

Independent Director

DIN:00112857

## Notes Forming part of the Financial Statements

### 1. COMPANY OVERVIEW

**Alankit Ltd.** ('the Company') is primarily engaged in e-Governance services and e-Governance products trading and ancillary services related to e-Governance business.

The Company is a public limited company incorporated and domiciled in India and has its registered office in New Delhi, India & previously known as "Euro Finmart Limited". The Company has its primary listings on the Bombay Stock Exchange Limited and National Stock Exchange of India Limited.

### 2. SIGNIFICANT ACCOUNTING POLICIES

#### i. Basis of Preparation of Financial Statements

These financial statements have been prepared in accordance with Indian Accounting Standard (Ind AS), under the historical cost convention basis except for certain financial instruments which are measured at fair values, the provisions of the Companies Act, 2013 (To the extent notified) and guidelines issued by the Securities and Exchange Board of India (SEBI). The Ind AS are prescribed under section 133 of the Act read with rule 3 of the companies (Indian Accounting Standard) rules 2015 and relevant amendment rules issued thereafter.

Effective April 1, 2016, the Group has adopted all the Ind AS standards and the adoption was carried out in accordance with Ind AS 101 First-time adoption of Indian Accounting Standards, with April 1, 2015 as a transition date. The transition was carried out from Indian Accounting Principles generally accepted in India as prescribed under section 133 of the act, read with rule 7 of the companies (accounts) rules, 2014 (IGAAP), which was the previous GAAP.

Accounting Policies have been consistently applied except where a newly issued accounting standard is initially adopted or a revision to an existing accounting standard requires a change in the accounting policies hitherto in use.

As the year end figures are taken from the source and rounded to the nearest digits, the figures reported for the previous quarters might not always add up to the year end figures reported in this statement.

#### ii. Basis of consolidation

Alankit consolidates entities which it owns or controls. The consolidated financial statements comprise the financial statements of the Company, its controlled trusts, its subsidiaries and associate, as disclosed in Note no.31. Control exists when the parent has power over the entity, is exposed, or has rights, to variable returns from its involvement with the entity and has the ability to affect those returns by using its power over the entity. Power is demonstrated through existing rights that give the ability to direct relevant activities, those which significantly affect the entity's returns. Subsidiaries are consolidated from the date control commences until the date control ceases. The financial statements of the Group Companies are consolidated on a line-by-line basis and intra-group balances and transactions including unrealized gain / loss from such transactions are eliminated upon consolidation. These financial statements are prepared by applying uniform accounting policies in use at the Group. No controlling interests which represent part of the net profit or loss and net assets of subsidiaries that are not, directly or indirectly, owned or controlled by the Company, are excluded. Associates are entities over which the Group has significant influence but not control. Investments in associates are accounted for using the equity method of accounting. The investment is initially recognized at cost, and the carrying amount is increased or decreased to recognize the investor's share of the profit or loss of the investee after the acquisition date.

#### iii. Use of Estimates and Judgments

The preparation of these financial statements in conformity with Ind AS and the recognition of measurement principles of Ind AS requires the management of the Group to make estimates and assumptions that affect the reported balances of assets & liabilities, disclosures relating to contingent liabilities as at the date of the financial statements and the reported amounts of income & expense for the periods presented.



Estimates and underlying assumptions are reviewed on the ongoing basis. Revisions to accounting estimates are recognized in the period in which the estimates are revised and future periods are affected.

**Critical Accounting Estimates:**

**a) Impairment of Goodwill:-**

The Group estimate the value in use of the cash generating unit (CGU) based on the future cashflows after considering current economic conditions and trends, estimated future operating results and growth rate and anticipated future economic and regulatory conditions. The estimated cashflows are developed using internal forecasts.

**b) Useful lives of property, plant and equipment**

The Group reviews the useful life of property, plant and equipment at the end of each reporting period. This reassessment may result in change in depreciation expense in future periods.

**c) Valuation of deferred tax assets:**

The Group reviews the carrying amount of deferred tax assets at the end of each reporting period. The policy for the same has been explained under note 2(ix).

**iv. Revenue Recognition**

- a. The company derives revenue primarily from providing e-Governance services and from sale of e-Governance products on accrual basis except otherwise stated herein below.
- b. Revenue from sale of goods/ products are recognized in accordance with Ind AS 18 viz, when the seller has transferred goods to the buyer, the property in the goods for a price and/or significant risk & rewards of ownership have been transferred to the buyer, and no significant uncertainty exists regarding the amount of the consideration that will be derived from the sales of good and regarding its collection.
- c. Revenue from services is recognized on rendering of services to the customers based on contractual arrangements.
- d. Revenue from Aadhaar generation service is recognized at the time when enrollment process completed and significant certainty regarding amount of consideration and its collection has been ensured i.e. after reconciliation of Aadhaar generation data as per company records with the data provided by UIDAI.
- e. Revenue from Storage of few e-governance physical documents is recognized when reasonable and significant certainty exists regarding the amount of the consideration and its collection.
- f. Dividend Income is recognized when the right to receive dividend is established by the reporting date.
- g. Interest Income is recognized using the effective interest method.
- h. The group presents revenue net of value-added taxes and service tax in its Statement of Profit & Loss.

**v. Property plant and equipment**

Property plant and equipment are stated at cost; less accumulate depreciation (other than freehold land) and impairment loss, if any.

Depreciation is provided for property, plant & equipment so as to expense the cost over their estimated useful lives based on a technical evaluation. The estimated useful lives and residual value are reviewed at the end of each reporting period, with the effects of any change in estimate accounted for on a prospective basis.

The estimated useful lives are as mentioned below:-

Type of asset	Rate of Depreciation	Useful life (Year)
Buildings Factory	9.50%	30
Office Building	9.50%	60
Plant & Machinery	18.10%	15
Office Equipment	45.07%	5
Furniture and Fixture	25.89%	10
Computers	63.16%	3
Vehicle	31.23%	8

Advances paid towards the acquisition of property, plant and equipment outstanding at each balance Sheet date is classified as capital advances under other non-current assets and the cost of assets not ready to use before such date are disclosed under 'Capital work-in-progress'. Subsequent expenditure relating to property, plant and equipment is capitalized only when it is probable that future economic benefits associated with these will flow to the company and the cost of the item can be measured reliably.

**vi. Intangible assets**

Intangible assets are stated at cost less accumulated amortization and impairment. Intangible assets are amortized over their respective individual estimated useful lives on Straight Line Method basis, commencing from the date the asset is available to the company, further amortization is done on a pro rata basis i.e. from the date on which the intangible asset is acquired. Amortization methods and useful lives are reviewed periodically including at each financial year end.

**vii. Impairment of Assets**

The carrying amount of assets are reviewed at each balance sheet date, if there is any indication of impairment based on internal/external factors, an impairment loss is recognized wherever the carrying amount of assets exceeds its recoverable amount.

**viii. Inventories**

Inventories are valued at lower of Cost or Net realizable value as per the requirements of Ind AS- 2 "Valuation of Inventory"

**ix. Income Taxes**

Income tax expense comprises current tax expense and the net change in the deferred tax asset or liability during the year. Income tax expense is recognized in net profit in the Statement of Profit and Loss except to the extent that it relates to items recognized directly in equity, in which case, it is recognized in other comprehensive income.

Current income tax for current and prior periods is recognized at the amount expected to be paid to or recovered from the tax authorities, using the tax rates and tax laws that have been enacted or substantively enacted by the Balance Sheet date.

Advance Taxes and provisions for current income taxes are presented in the Balance Sheet after off-setting advance tax paid and income tax provision arising in the same jurisdiction and where the relevant tax paying units intends to settle the asset and liability on a net basis.

Deferred income tax assets and liabilities are recognized for all temporary differences arising between the tax bases of assets and liabilities and the carrying amounts in the financial statements. Deferred tax assets are reviewed at each reporting date and are reduced to the extent that is no longer probable that the related tax benefit will be realized. Deferred income tax assets and liabilities are measured using tax rates and tax laws that have been enacted or substantively enacted by the Balance Sheet date and are expected to apply to taxable income in the years in which those temporary differences are expected to be recovered or settled. The effect of changes in tax rates on deferred income tax assets and liabilities is recognised as income or expense in the period that includes the enactment or the substantive enactment date. A deferred income tax asset is recognised to the extent that it is probable that future taxable profit will be available against which the deductible temporary differences and tax losses can be utilized. The Company offsets current tax assets and current tax liabilities, where it has a legally enforceable right to set off the recognised amounts and where it intends to settle on a net basis or to realize the asset and settle the liability simultaneously.

Deferred tax assets include Minimum Alternative Tax (MAT) paid in accordance with the tax laws in India, which is likely to give future economic benefits in the form of availability of set off against future income tax liability. Accordingly, MAT recognized as deferred asset in the Balance Sheet when the asset can be measured reliably and it is probable that the future economic benefit associated with the asset will be realized.

**x. Provision, Contingent Liabilities and Contingent Assets**

Provision is recognized when the company has a present obligation as a result of past event and it is probable that an outflow of resources will be required to settle the obligation, in respect of which a reliable estimate can be made. Provision (excluding retirement benefits and compensated absences) are not discounted to its present value and are determined based on best estimates. Contingent liabilities are not recognized in the financial statements. Contingent assets neither recognized nor disclosed in financial statements.

#### **xi. Employee Benefits**

##### **i. Short Term employee benefits**

Short term employee benefits settled within twelve months of receiving employee services such as salary/wages/bonus and exgratia are recognized as an expense at the undiscounted amount in the Statement of Profit and Loss of the year in which the related service is rendered by employees.

##### **ii. Post-employment benefits**

##### **a. Provident and family pension fund**

The eligible employees of the Company are entitled to receive post-employment benefits in respect of provident and family fund in which both the employee and the Company make monthly contributions at a specified percentage of the covered employee's salary. Both employee's and Company's contributions are made to Regional Provident Fund Commissioner (RPFC) and the employer's contributions are charged to the Statement of profit and loss as incurred.

##### **b. Gratuity**

The Company has an obligation towards gratuity, a defined retirement plan, covering eligible employees. The plan provides a lump sum payment to vested employees at retirement, death, and incapacitation or on termination of employment of an amount based on the respective employees' salary and the tenure of employment with the Company. Liabilities with regard to the Gratuity Plan are determined by actuarial valuation, performed by an independent actuary, at each balance sheet date using the projected unit credit method. Actuarial gains and losses for the gratuity liability are recognized full in the period in which they occur through other comprehensive income.

#### **xii. Earning per Equity Share**

Basic earnings per equity share are calculated by dividing the net profit or loss for the period attributable to equity shareholders by the weighted average number of equity shares outstanding during the period.

For the purpose of calculation of Diluted earnings per share, the net profit or loss for the period attributable to equity shareholders and the weighted number of equity shares outstanding during the period are adjusted for the effects of all potentially dilutive equity shares.

#### **xiii. Foreign Currency Transactions**

The functional currency of the company is Indian rupee.

Income and expenses in foreign currencies are recorded at exchange rates prevailing on the date of transaction. Foreign currency denominated monetary assets and liabilities are translated at the exchange rate prevailing on the balance sheet date and exchange gains and losses arising on settlement and restatement are recognised in the statement of profit and loss.

Non-monetary assets and liabilities that are measured in terms of historical cost in foreign currencies are not retranslated.

#### **xiv. Dividend**

The final dividend on shares is recorded as a liability on the date of approval by the shareholders and interim dividend are recorded as a liability on the date of declaration by the company's board of directors.

The company declares and pays dividends in Indian rupees.

#### **xv. Cash flow statement**

Cash flows are reported using the indirect method, whereby profit for the period is adjusted for the effects of

transactions of a non cash nature, any deferrals or accruals of past or future operating cash receipt or payments and item of income or expenses associated with investing or financing cash flows. The cash flows from operating, investing and financing activities of the company are segregated.

**xvi. Financial instruments**

**a. Initial recognition**

Financial assets and liabilities are recognized when the company becomes a party to the contractual provisions of the instrument. Financial assets and liabilities are initially measured at fair value. Transaction costs that are directly attributable to the acquisition or issue of financial asset and financial liabilities (other than financial asset and financial liabilities at fair value through profit or loss) are added to or deducted from the fair value measured on initial recognition of financial asset or financial liability.

**b. Subsequent measurement**

**Financial Assets carried at amortised cost**

Financial asset are subsequently measured at amortised cost if these financial assets are held within a business whose objective is to hold these assets to collect contractual cash flows and the contractual terms of the financial assets give rise on specified dates to cash flow that are solely payments of principal amount outstanding.

**Financial Assets at fair value through other comprehensive income**

Financial assets are subsequently measured at fair value through other comprehensive income if these financial assets are held within a business whose objective is achieved by both collecting contractual cash flows and selling financial assets and the contractual terms of the financial assets give rise on specified dates to cash flows that are solely payments of principal and interest on the principal amount outstanding. Further, the company has made an irrevocable selection based on business model, for its investments which are classified as equity instruments, subsequent changes in the fair value of equity investments are recognized in other comprehensive income.

**Financial Assets at fair value through profit & Loss**

Financial assets are measured at fair value through profit & loss unless it is measured at amortised cost or at fair value through other comprehensive income on initial recognition. The transaction costs directly attributable to the acquisition of financial asset and liabilities at fair value through profit & loss are immediately recognized in profit & loss.

**Financial Liabilities**

Financial liabilities are measured at amortized cost using the effective interest method.

**Investment in Subsidiaries**

Investments in subsidiaries are measured at cost shown separately in the financial statements.

**3) PROPERTY, PLANT AND EQUIPMENTS**

Property, plant and equipments consist of the followings :

(₹)

Description	Building	Motor Vehicle	Office Equipment	Furniture	Computer	Computer Equipment	CWIP	Total
Cost as at April 1, 2017	6,741,500	18,178,951	10,047,438	63,891	14,124,119	2,983,145	18,423,461	70,562,305
Addition	-	-	4,213,749	1,877,936	4,450,907	-	19,291,653	29,834,545
Disposal	-	-	-	-	-	-	-	-
Cost as at March 31, 2018	6,741,500	18,178,951	14,261,187	1,941,827	18,575,026	2,983,145	37,715,114	100,397,250
Accumulated depreciation as at April 1, 2017	713,959	8,050,060	3,900,591	58,990	7,679,774	1,755,107	-	22,158,730
Depreciation for the year	293,579	3,171,082	3,458,435	16,511	5,567,326	482,665	-	12,989,598
Disposal	-	-	-	-	-	-	-	-
Accumulated depreciation as at 31.3.2018	1,007,538	11,221,142	7,359,025	75,501	13,247,099	2,237,772	-	35,148,856
Net carrying amount as at March 31, 2018	5,733,962	6,957,809	6,902,162	1,866,326	5,327,927	745,372	37,715,114	65,248,394

**4) INTANGIBLE ASSETS**

Intangible assets consist of the following :

(₹)

Description	Computer Software	Goodwill on Consolidation	Goodwill	Software under Development	Total
Cost as at April 1, 2017	-	2,168,680	274,500,000	2,037,813	278,706,503
Addition	99,830,000	3,015,057	-	7,043,047	109,888,104
Disposal	-	414,664	-	-	414,664
Cost as at March 31, 2018	99,830,000	4,769,074	274,500,000	9,080,860	388,179,934
Accumulated depreciation as at April 1, 2017	-	-	28,578,082	-	28,578,082
Depreciation for the year	22,436,038	-	-	-	22,436,038
Disposal	-	-	-	-	-
Accumulated depreciation as at March 31, 2018	22,436,038	-	28,578,082	-	51,014,120
Net carrying amount as at March 31, 2018	77,393,962	4,769,074	245,921,918	9,080,860	337,165,814

**5) INVESTMENTS**

Investments consist of the following :

Investments - Non-current

PARTICULARS	As at 31 <sup>st</sup> March 2018 (₹)	As at 31 <sup>st</sup> March 2017 (₹)
Investment carried at fair value through OCI		
Fully paid equity shares (quoted)	-	-
Fully paid equity shares (unquoted)*	11,596,074	15,132,103
	11,596,074	15,132,103

**6) OTHER FINANCIAL ASSETS**

Other financial assets consist of the following :

PARTICULARS	As at 31 <sup>st</sup> March 2018 (₹)	As at 31 <sup>st</sup> March 2017 (₹)
Non-current financial assets		
Security Deposits	76,976,836	135,671,375
	76,976,836	135,671,375

**7) OTHER ASSETS**

other assets consist of the following :

PARTICULARS	As at 31 <sup>st</sup> March 2018 (₹)	As at 31 <sup>st</sup> March 2017 (₹)
Unamortised portion of :		
Project Promotion Expenses	-	335,230
Less : Written off	-	335,230
	-	-
Preliminary Expenses	-	270,000
Add: During the year	82,400	-
	82,400	270,000
Less : Written off	-	270,000
	82,400	-
Share Issue Expenses	-	1,099,389
Less : Written off	-	1,099,389
	82,400	-

**8) INVENTORIES**

Inventories consist of the following :

PARTICULARS	As at 31 <sup>st</sup> March 2018 (₹)	As at 31 <sup>st</sup> March 2017 (₹)
(A) e-Governance Products Inventory	28,728,011	33,387,210
(b) Others	8,350	8,350
	28,736,361	33,395,560

**9) TRADE RECEIVABLES**

Trade receivables (unsecured) consist of the following :

PARTICULARS	As at 31 <sup>st</sup> March 2018 (₹)	As at 31 <sup>st</sup> March 2017 (₹)
(a) Considered good		
(i) outstanding for a period less than six months	115,355,969	125,186,900
(ii) outstanding for a period more than six months	25,097,585	1,488,485
(b) Considered doubtful	-	-
	140,453,554	126,675,385
Less: Allowance for doubtful receivables	-	-
	140,453,554	126,675,385

**10) UNBILLED REVENUE**

Unbilled revenue consist of the following :

PARTICULARS	As at 31 <sup>st</sup> March 2018 (₹)	As at 31 <sup>st</sup> March 2017 (₹)
(i) unbilled revenue	6,983,247	4,985,531
	6,983,247	4,985,531

**11) CASH AND CASH EQUIVALENTS**

Cash and cash equivalents consist of the following :

PARTICULARS	As at 31 <sup>st</sup> March 2018 (₹)	As at 31 <sup>st</sup> March 2017 (₹)
(i) Balance with banks		
In current accounts	209,108,510	139,856,495
In deposit accounts	8,015,039	5,748,796
(ii) cash in hand	6,845,170	2,798,507
	223,968,648	148,403,798

**(ii) Other Bank Balances with banks**

Other bank balances consist of the following :

PARTICULARS	As at 31 <sup>st</sup> March 2018 (₹)	As at 31 <sup>st</sup> March 2017 (₹)
Earmarked balance with banks	577,041	285,806
	577,041	285,806

**12) OTHER ASSETS**

other assets consist of the following :

PARTICULARS	As at 31 <sup>st</sup> March 2018 (₹)	As at 31 <sup>st</sup> March 2017 (₹)
(A) Prepaid expense	3,225,276	1,472,228
(b) Advance to suppliers	14,239,185	15,582,495
(c) Advance Recoverable (EESL)	149,351,048	-
(d) Advance against Property	150,000,000	-
(e) Indirect taxes recoverable	7,311,282	5,927,580
(f) other current assets	10,880,357	5,193,078
(g) Taxes Payments	80,681	12,864
(h) MAT credit	7,769,901	7,597,613
(i) Deferred Revenue Expenditure (GST)	143,254,879	-
(j) Income Tax Refund Due	621,661	576,557
	486,734,271	36,362,415

**13) Share capital**

The authorised, issued, subscribed and fully paid-up share capital comprises of equity shares and having a par value of Re.1 each as follows:

PARTICULARS	As at 31 <sup>st</sup> March 2018 (₹)	As at 31 <sup>st</sup> March 2017 (₹)
(I) Authorised		
20,00,00,000 equity shares of Re.1/- each	200,000,000	200,000,000
	200,000,000	200,000,000
(ii) Issued, subscribed and fully paid up		
14,29,58,100 Equity Shares of Re.1/- each	142,958,100	142,958,100
	142,958,100	142,958,100

**(i) Reconciliation of number of shares**

PARTICULARS	As at 31 <sup>st</sup> March 2018		As at 31 <sup>st</sup> March 2017	
	No. of Shares	Amount	No. of Shares	Amount
Equity shares				
Opening balance	142,958,100	142,958,100	35,739,525	71,479,050
Bonus shares issued	-	-	35,739,525	71,479,050
Split of shares	-	-	71,479,050	-
Closing balance	142,958,100	142,958,100	142,958,100	142,958,100

**(ii) Rights, preferences and restrictions attached to shares****Equity Shares**

The Company has issued only one class of shares referred to as equity shares having a par value of Re. 1/-. Each. Each holder of equity share is entitled to one vote per share. There are no special rights, preferences and restrictions attached to any share. No shares are reserved for issue under options and contracts/commitments for the sale of shares/disinvestment.

**(iii) Shares held by Holding company, its Subsidiaries, Associates and others (holding more than 5%) .**

PARTICULARS	As at 31 <sup>st</sup> March 2018		As at 31 <sup>st</sup> March 2017	
	% of holding	No. of share held	% of holding	No. of share held
Equity shares of Re. 1 each fully paid up				
(i) Alankit Finsec Limited	19.59%	28,000,000	19.59%	28,000,000
(ii) Newwave Commercial Private Limited	-	-	19.59%	28,000,000
(iii) Diwakar Commercials Private Limited	-	-	19.43%	27,773,889
(iv) Nutshell Vyapaar Private Limited	-	-	11.90%	17,010,552
(v) Alankit Associates Private Limited	19.31%	27,600,000	-	-
(vi) Alankit Assignments Limited	19.59%	28,000,000	-	-

**(iv) Equity shares allotted as fully paid - up (during 5 years preceding March 31, 2018) including equity shares issued pursuant to contract without payment being received in cash.**

Particulars	Year (aggregate no. of shares)				
	2017-18	2016-17	2015-16	2014-15	2013-14
Fully paid up by way of bonus shares	-	35,739,525	-	-	-

**14) Other equity**

Other equity consist of the following:

PARTICULARS	As at 31 <sup>st</sup> March 2018 (₹)	As at 31 <sup>st</sup> March 2017 (₹)
(a) Share Application Money (Pending allotment)		
(i) Opening balance	2,600,000	-
(ii) Addition during the year	-	-
(iii) Less: Utilised for issue of bonus shares	2,600,000	-
	-	-
(b) Securities Premium		
(i) Opening balance	161,889,755	233,368,805
(ii) Addition during the year	-	-
(iii) Less: Utilised for issue of bonus shares	-	71,479,050
	161,889,755	161,889,755



PARTICULARS	As at 31 <sup>st</sup> March 2018 (₹)	As at 31 <sup>st</sup> March 2017 (₹)
(c) General Reserve		
(i) Opening balance	50,660	50,660
(ii) Addition during the year	99,949,340	-
	100,000,000	50,660
(d) Retained earnings		
(i) Opening balance	154,196,482	47,724,958
(ii) Add: Net profit for the year	216,593,971	132,766,205
(iii) Add: Remeasurement of defined benefit plans	(36,288)	190,083
(iv) Add: Exchange differences on foreign operations	613,426	901,029
(v) Less: Misc. expenses written off	-	1,704,619
(vi) Less: Equity dividend	42,887,430	21,443,715
(vii) Less: Tax on Equity dividend	8,730,873	4,365,436
(viii) Less: Transfer to General Reserves	99,949,340	-
	219,800,448	154,068,505
(e) Investments revaluation Reserves		
(i) Opening balance	10,079,534	-
(ii) Addition during the year	-	10,079,534
(iii) Less: Adjustment during the year	3,320,029	-
	6,759,505	10,079,534
	488,449,707	326,088,454

**15) Financial liabilities****(i) Short-term borrowings**

PARTICULARS	As at 31 <sup>st</sup> March 2018 (₹)	As at 31 <sup>st</sup> March 2017 (₹)
(a) Secured loan	49,220,127	49,955,695
Cash credit facility from bank.	49,220,127	49,955,695

Cash credit facility from bank of Rs.492.20 lacs(Previous year Rs.499.56 lacs ) are secured by hypothecation of present and future stock in trade, book debts & other current assets of the Company and personal guarantee of directors, immovable property of the Company as collateral.

**16) Other financial liability**

Other financial liabilities consists of the following:

PARTICULARS	As at 31 <sup>st</sup> March 2018 (₹)	As at 31 <sup>st</sup> March 2017 (₹)
(i) Other non current financial liabilities		
(a) Security Deposits	187,322,257	138,050,796
(b) Short term loans from Directors	-	-
	187,322,257	138,050,796
(ii) Other current financial liabilities		
(a) Interest on Short Term Borrowings	464,487	125,968
(b) Unclaimed dividend	577,041	285,806
(c) Security Deposits	20,501,938	31,600,152
	21,543,466	32,011,926

**17) Employee benefit obligation**

Employee benefit obligation consists of the following:

PARTICULARS	As at 31 <sup>st</sup> March 2018 (₹)	As at 31 <sup>st</sup> March 2017 (₹)
(i) Non current provision Provision for employees benefit	6,368,046	1,682,225
	6,368,046	1,682,225
(ii) Current provision Provision for employees benefit	31,564	5,879
	31,564	5,879

**18) Deffered tax liabilities (net)**

Deffered tax liabilities consist of the following:

PARTICULARS	As at 31 <sup>st</sup> March 2017 (₹)	Tax effect during the year	As at 31 <sup>st</sup> March 2018 (₹)
(i) Business Loss	-	84,623	(410,756)
(ii) Fixed Assets	30,647,097	-18,873,206	11,577,535
(iii) Gratuity Provision	(651,383)	(1,331,749)	(1,983,133)
	-	16,858	(187,915)
	29,995,714	-20,103,475	8,995,731

**19) Trade payables**

Trade payables consist of the following:

PARTICULARS	As at 31 <sup>st</sup> March 2018 (₹)	As at 31 <sup>st</sup> March 2017 (₹)
Trade payables	378,805,007	40,781,465
	378,805,007	40,781,465

**20) Other liabilities**

Other liabilities consists of the following:

PARTICULARS	As at 31 <sup>st</sup> March 2018 (₹)	As at 31 <sup>st</sup> March 2017 (₹)
(i) Statutory Liabilities	18,825,034	5,051,839
(ii) Expenses payables	39,144,228	10,080,072
	57,969,263	15,131,911

**21) Revenue from Operations**

PARTICULARS	For the year ended 31 <sup>st</sup> March 2018 (₹)	For the year ended 31 <sup>st</sup> March 2017 (₹)
(a) Sale of e-Governance services	952,595,547	663,441,101
(b) Sale of e-Governance products	94,742,900	186,156,296
(c) other operating income	3,678,438	1,219,020
	1,051,016,884	850,816,417

**22) Other Income (Net)**

## Interest Income

PARTICULARS	For the year ended 31 <sup>st</sup> March 2018 (₹)	For the year ended 31 <sup>st</sup> March 2017 (₹)
(a) Interest Income		
(i) Interest on Fixed Deposits	951,937	754,003
(ii) Interest Income of Deferred Securities	26,206,927	16,330,858
(iii) Other Interest Income	10,162,627	-
(b) Miscellaneous Income	5,450	-
	37,326,942	17,084,861

**23) Purchases of stock in trade**

PARTICULARS	For the year ended 31 <sup>st</sup> March 2018 (₹)	For the year ended 31 <sup>st</sup> March 2017 (₹)
Purchases of e-Governance Products (Net)	66,385,914	177,004,313
	66,385,914	177,004,313

**24) Changes in Inventories**

PARTICULARS	For the year ended 31 <sup>st</sup> March 2018 (₹)	For the year ended 31 <sup>st</sup> March 2017 (₹)
Stock in Trade at the beginning of the Period	36,167,976	17,550,327
Stock in Trade at the end of the Period	28,728,011	33,387,210
Net (Increase) / Decrease	7,439,965	(15,836,883)

**25) Employee Benefits Expenses**

PARTICULARS	For the year ended 31 <sup>st</sup> March 2018 (₹)	For the year ended 31 <sup>st</sup> March 2017 (₹)
(A) Salary, wages & Bonus	187,581,789	115,718,929
(b) Contribution to Provident Fund & other	27,733,475	8,932,029
(c) Staff Welfare Expenses	6,021,781	9,500,571
	221,337,045	134,151,529

**26) Other Operating Expenses**

PARTICULARS	For the year ended 31 <sup>st</sup> March 2018 (₹)	For the year ended 31 <sup>st</sup> March 2017 (₹)
(a) Bank Charges	1,963,905	1,310,685
(b) Finance Expenses on Deferred Securities	25,789,819	11,371,177
(c) Telephone & Internet Expenses	6,854,087	3,635,305
(d) Postage & Telegram	7,439,876	4,221,986
(e) Fees and subscriptions	5,223,627	2,197,086
(f) Professional Expenses	175,935,502	126,702,136
(g) Conveyance, Tour & Travelling	10,293,665	13,154,284
(h) Insurance Expenses	1,668,501	368,903
(i) Security Expenses	1,541,378	402,240
(j) Vehicle Running & Maintenance	1,503,535	1,404,988
(k) Computer Running & Maintenance	4,522,171	3,368,907
(l) UPS/Generator Running & Maintenance	544,152	675,297
(m) Repair & Maintenance	9,406,410	9,329,644
(n) Electricity Expenses	7,745,430	7,334,449

**26) Other Operating Expenses**

PARTICULARS	For the year ended 31 <sup>st</sup> March 2018 (₹)	For the year ended 31 <sup>st</sup> March 2017 (₹)
(O) Office Expenses	930,501	576,780
(p) Rent	25,330,455	20,955,442
(q) Warehousing Expenses	10,921,056	8,315,176
(r) Printing and stationary	3,041,896	2,035,491
(s) Business Promotion	7,636,540	19,575,914
(t) Data Management & Digitisation Expenses	104,857,483	74,086,671
(u) Distribution Agency Expenses - EESL	21,634,155	16,360,015
(v) PVC UID Card Expenses	3,958,957	5,289,147
(w) Charity & Donation	2,545,828	4,031,000
(x) Property Tax	253,386	249,619
(y) Swachh Bharat Cess	218,343	521,859
(z) General Expenses	45,183,562	13,123,196
(aa) Prior Period Expenses	609,367	114,003
(ab) Gratuity Fund	4,573,973	1,360,548
(ac) Director sitting fees	360,000	260,000
(ad) Directors' Tour & Travelling	1,395,944	1,185,642
(ae) Bad Debts	10,203	-
(af) Forex Losses	1,456	25,965
(ag) Auditor's Remuneration	262,980	254,550
(ah) Preliminary Expenses written off	-	900,000
	494,157,999	354,698,105

**26(1) Payment to Auditors as :**

PARTICULARS	For the year ended 31 <sup>st</sup> March 2018 (₹)	For the year ended 31 <sup>st</sup> March 2017 (₹)
(A) Statutory Audit Fees	242,980	237,050
(b) Tax Audit Fees	20,000	17,500
	262,980	254,550

**26(2) Corporate Social Responsibility (CSR)**

(a) CSR Amount required to be spent as per Section 135 of The Companies Act, 2013 read with Schedule VII thereof by the company during the year ₹17.58 Lakh (previous year ₹ 2.69 Lakh).

(b) Expenditure related to corporate social responsibility is ₹ 20 Lakh (previous year ₹15Lakh).

**27 Finance Cost :**

PARTICULARS	For the year ended 31 <sup>st</sup> March 2018 (₹)	For the year ended 31 <sup>st</sup> March 2017 (₹)
(a) Interest on borrowings from banks	5,992,139	125,968
(b) Bank & Finance Charges	788,000	178,865
	6,780,139	304,833

**Note 28 Employee Benefit Obligations:**

The company is depositing contribution in respect of employees covered under Provident Fund Act, 1952 on monthly accrual basis with the "Statutory Provident Fund" which has been charged to the profit & loss account.

**Defined Benefit Plan**

The present value of Gratuity (non funded) is determined based on actuarial valuation & charged to the Profit & Loss account for the year.  
(figures in Rs.)

PARTICULARS	2017-18 (₹)	2016-17 (₹)
a) Change in Benefit Obligations		
Projected benefit obligations at the beginning of the period	1,688,104	637,190
Interest cost	130,828	47,789
Current service cost	4,435,893	1,312,759
Benefits paid (if any)	-	(18,952)
Actuarial (gain)/loss	50,995	(290,682)
Projected benefit obligations at the end of the period	6,305,820	1,688,104
b) The amount to be recognised in the Balance Sheet		
Present value of the defined benefit obligations	6,305,820	1,688,104
Plan assets at end of the period at fair value	-	-
Liability recognised in the Balance Sheet-		
1) Current Liability	22,185	5,879
2) Long Term Liability	6,283,635	1,682,225
c) Cost for the period		
Interest cost	130,828	47,789
Current service cost	4,435,893	1,312,759
Expected return on plan asset	-	-
Actuarial (gain)/loss	50,995	(290,682)
Expenses recognised in the statement of Profit & Loss	4,617,716	1,069,866
d) Assumptions		
Salary Escalation	5% p.a.	5% p.a.
Interest for Discount	7.75% p.a.	7.5% p.a.

**Note 29 Earning per share**

The earning per share has been calculated as specified in Ind AS 33 on "Earning Per Share" and related disclosures are as below :

PARTICULARS	For the year ended 31 <sup>st</sup> March 2018 (₹)	For the year ended 31 <sup>st</sup> March 2017 (₹)
1. Net profit after tax as per statement of profit & loss attributable to Equity share holders (figures in Rs."000")	215,545,965	132,768,164
2. Weighted average number of equity shares used as denominator for calculating Basic EPS	142,958,100	142,958,100
3. Weighted average number of Potential equity shares	-	-
4. Total Weighted average number of equity shares used as denominator for calculating Diluted EPS	142,958,100	142,958,100
5. Basic earning per share (Rs)	1.51	0.93
6. Diluted earning per share (Rs)	1.51	0.93
7. Face Value per equity share (Rs)	1	1

**Note 30 Segment Reporting**

## 1. Business Segment:

- (I) The business segment has been considered as the primary segment.
- (II) The Company's primary business segments are reflected based on principal business activities, the nature of service, the differing risks and returns, the organisation structure and the internal financial reporting system.
- (iii) The Company's primary business comprises of two business segments viz., E- Governance and Financial Activities.
- iv) Segment revenue, results, assets and liabilities include amounts identifiable to each segments allocated on a reasonable basis.
- (v) The accounting policies adopted for segment reporting are in line with the accounting policies adopted for preparation of financial information.

## Information about the primary segment

(figures in Rs.)

PARTICULARS	E-Governance Services	E-Governance Trading	Grand Total
(I) Segment Revenue			
External Segment	993,600,926 (681,744,982)	94,742,900 (186,156,296)	1,088,343,826 (867,901,278)
Internal Segment	-	-	-
Total Revenue	993,600,926 (681,744,982)	94,742,900 (186,156,296)	1,088,343,826 (867,901,278)
(II) Segment Results Profit/(Loss)	276,540,583 (192,590,226)	15,702,181 (24,988,866)	292,242,763 (217,579,092)
Less: Depreciation			35,425,635 (14,590,992)
Add: Exceptional / Prior period items			- -
Less: Income Taxes (Current, Deferred Tax)			41,271,163
Profit/(Loss) After Tax			215,545,965

PARTICULARS	E-Governance Services	E-Governance Trading	Grand Total
(III) Segment Assets	1,343,377,229 (738,040,199)	34,569,426 (40,566,371)	1,377,946,655 (778,606,571)
(IV) Segment Liabilities	690,800,841 (293,377,842)	20,334,926 (16,182,174)	711,135,767 (309,560,016)
(V) Capital Expenditure	139,722,649 (7,641,912)	-	139,722,649 (7,641,912)
(VI) Depreciation	35,425,635 (14,590,992)	- -	35,425,635 (14,590,992)
(VII) Non Cash Expenditure	4,624,968 (2,260,548)	- -	4,624,968 (2,260,548)

Note : Figures in respect of previous year are stated in brackets in Italics.

## 2. Geographical Segment :

The Company operates in one Geographic Segment namely "Within India" and hence, no separate information for Geographic Segment wise disclosure is required.

## Note 31 Related Party Disclosure

## Key Management Personnel

Managing Director	Ankit Agarwal
Chairman & Non Executive Director	Alok Kumar Agarwal
Whole time Director & Executive Director	Praveen Kumar Bansal (w.e.f. 01-11-2017)
Whole time Director & Company Secretary	Preeti Chadha
Chief Financial Officer	Santoshi Lal Gupta

## Enterprises over which KMP are able to exercise Significant influence

Alok & Co. LLP  
 Alankit Associates Pvt Ltd  
 Alankit Finsec Limited  
 Pratishtha Images Pvt. Limited  
 Alankit Imaginations Limited  
 Alankit Global Resource DMCC  
 Alankit Assignments Limited

**Subsidiary Companies**

Name of Subsidiary	Country	Holding as At	
		30-3-2018	31-3-2017
Alankit Technologies Limited	India	51%	100%
Euro Global Brokers Limited	India	100%	100%
Europlus Financial Services Limited	India	100%	100%
Alankit Life Care Limited (w.e.f. 14-11-2017)	India	100%	-
Verasys Technologies Pvt Ltd (w.e.f. 10-02-2018)	India	51%	-
Faith Business Advisors Limited (up to 06-05-2017) (unconsolidated subsidiary)	India	-	100%

**Related party Transactions**

(Figures in ₹ "000")

Particulars	Key Management Personal and their relatives	
	2017-18(₹)	2016-17(₹)
<b>Sundry Creditors</b>		
Opening Balance	-	-
Purchase/Services during the year	14,269,651	17,298,477
Purchase of Fixed Assets	117,799,400	53,397,750
Investments Purchased	181,000,000	4,836,569
Against Security Deposit	-	93,000,000
Amount collected on behalf of associates	2,886,746	24,397,709
Amount paid by Associates	119,712,412	16,998,097
Advance for purchase of Tangible Assets	150,000,000	
Amount paid to Associates /adjusted	435,668,209	209,928,602
Closing Balance	(150,000,000)	-
<b>Sundry Debtors</b>		
Opening Balance	-	-
Sales/Service during the year	59,000,000	-
Reimbursement of Expenses	-	-
Payment received/adjusted	59,000,000	-
Closing Balance	-	-
<b>Loans &amp; Advances (Assets)</b>		
Opening Balance		-
Amount given		2,126,980
Amount received/adjusted (including accrued interest)		2,126,980
Closing Balance	-	-
<b>Income</b>		
Sale/Services Provided	50,000,000	-
<b>Expenditure</b>		
Director's Remuneration	3,900,000	2,576,322
Director's Sitting Fees	360,000	260,000
Purchases/Services Received	13,202,647	12,575,787
<b>Investments</b>		
Investments purchased	181,000,000	4,836,569
<b>Fixed Assets</b>		
Goodwill Purchased from Associates	-	-
Assets Purchased from associates during the year	99,830,000	53,397,750

## Statement of net assets, profit and loss and Other Comprehensive income attributable to owners and non-controlling interest

Name of Enterprise	% of Voting Power as at March 31, 2018	% of Voting Power as at March 31, 2017	Net Assets i.e. Total Assets minus Total Liabilities		Share in Profit or Loss		Share in Other Comprehensive Income		Share in Other Comprehensive Income	
			As % of Consolidated Net Assets	Amount (Rs "000')	As % of Consolidated Net Assets	Amount (Rs "000')	As % of Consolidated Other Comprehensive Income	Amount (Rs "000')	As % of Consolidated Other Comprehensive Income	Amount (Rs "000')
<b>Parent</b>										
Alankit limited			72.92	626,266,006	98.78	213,511,931	100	(2,742,591)	98.77	210,769,340
<b>Subsidiaries (Held directly)</b>										
Alankit Technologies Limited										
Euro Global Brokers Limited										
Alankit Technologies Limited	51.00	100.00	2.50	21,485,210	0.12	256,593	-	-	0.12	256,593
Euro Global Brokers limited	100.00	100.00	2.42	20,775,251	0.27	586,591	-	-	0.27	586,591
Europlus Financial Services	100.00	100.00	2.37	20,320,320	0.05	110,095	-	-	0.05	110,095
Alankit Life care Limited	100.00	100.00	13.88	119,246,563	0.65	1,412,144	-	-	0.66	1,412,144
Verasys Technologies Pvt Ltd	51.00	-	5.91	50,765,974	0.12	265,974	-	-	0.12	265,974
<b>Total</b>			<b>100.00</b>	<b>858,859,324</b>	<b>100.00</b>	<b>216,143,328</b>	<b>100.00</b>	<b>(2,742,591)</b>	<b>100.00</b>	<b>213,400,737</b>
<b>a) Adjustment arising out of consolidation</b>				<b>192,048,437</b>		<b>597,363</b>		<b>-</b>		<b>597,363</b>
<b>b) Minority Interest</b>										
Alankit Technologies Limited				10,527,753		-		-		-
Verasys Technologies Pvt Ltd				24,875,327		-		-		-
<b>Total</b>				<b>35,403,080</b>		<b>-</b>		<b>-</b>		<b>-</b>
<b>Total</b>				<b>631,407,807</b>		<b>215,545,965</b>		<b>(2,742,591)</b>		<b>212,803,374</b>



**Note 32**

Bank guarantee issued in favour of following Parties:-

1. Oriental Bank of Commerce (for UID Project) ₹ 37,75,200/- (previous year ₹ 37,75,200/-)
2. The Principal Secretary & Commissioner, DoIT&C, IT Building, Yojana Bhawan Campus, Tilak Marg, C-Scheme, Jaipur (Rajasthan) ₹12,00,000 (previous year ₹ Nil)
3. The Section officer, DEA, Banking division, Department of Financial Services, Ministry of Finance ₹ 8,00,000/- (previous year ₹ Nil)
4. UIDAI ₹ 27,00,000/- (previous year ₹ 2,00,000/-)

Stock worth ₹ 16,56,78,632/- as on 31.03.2018 of LED Bulb, Fan and Tube Light is lying at vendors and own branches on behalf of Energy Efficiency Services Limited (EESL), This liability is contingent in nature and therefore has not been provided in books.

**Note 33**

Purchases of goods in foreign exchange current year ₹ 5,46,97,674/- (previous year ₹ 8,46,69,577/-). Sale of goods in foreign exchange current year ₹ 67,42,756/- (previous year ₹ 72,64,628).

**Note 34**

Figures for previous year have been regrouped / rearranged wherever considered necessary.

**Note 35**

Paise have been rounded off to the nearest rupee.

**For Maheshwari Rajiv & Co.**

Chartered Accountant

FRN No.007115N

CA Vinesh Maheshwari

Partner

M. No. 098645

Place : New Delhi

Date : 30/05/2018

**Alok Kumar Agarwal**

Chairman & Director

DIN:00586047

**Mr. Santoshi Lal Gupta**

Chief Financial Officer

FCA-99754

**Ankit Agarwal**

Managing Director

DIN:01191951

**Preeti Chadha**

Company Secretary & Whole time Director

DIN:06901521

**Yash Jeet Basrar**

Independent Director

DIN:00112857

## **Alankit Limited**

### **REGISTERED OFFICE**

205-208, Anarkali Complex, Jhandewalan Extension,  
New Delhi-110055

### **CORPORATE OFFICE**

4E/2, Jhandewalan Extension, New Delhi-110055

t: +91-11-4254 1234/2354 1234,

f: +91-11-2355 2001

e : [investor@alankit.com](mailto:investor@alankit.com)

w: [www.alankit.in](http://www.alankit.in)

**CIN: L74900DL1989PLC036860**

A decorative graphic in the bottom right corner featuring a series of interlocking gears of various sizes arranged in a curved, upward-pointing path. A large, light gray arrow points upwards from the top of the gear arrangement.