



दि न्यू इन्डिया एश्योरन्स कंपनी लिमिटेड

THE NEW INDIA ASSURANCE COMPANY LTD.

Phone : 022-22708100

22708400

Website : www.newindia.co.in

पंजीकृत एवं प्रधान कार्यालय : न्यू इन्डिया एश्योरन्स बिल्डिंग, 87, महात्मा गांधी मार्ग, फोर्ट, मुंबई - 400 001.

Regd. & Head Office : New India Assurance Bldg., 87, M.G.Road, Fort, Mumbai - 400 001.

CIN No. L66000MH1919GOI000526

Ref. No.: NIACL/Compliance/2018-19

August 14, 2018

To,

The Manager
Listing Department
BSE Limited
Phiroze Jeejeebhoy Tower
Dalal Street
Mumbai 400 001

The Manager
Listing Department
The National Stock Exchange of India Ltd.
Exchange Plaza, 5th floor, Plot C/1,
G Block, Bandra-Kurla Complex
Mumbai 400 051

Scrip Code: (BSE – 540769/NSE – NIACL)

Dear Sir/Madam,

Sub: Submission of Annual Report for FY 2017-18

Pursuant to Regulation 34 of SEBI (Listing Obligation and Disclosure Requirements) Regulations, 2015, please find attached copy of Annual Report for the Financial Year 2017-18.

You are requested to kindly take the same on records.

Thanking you,

Yours faithfully,

For The New India Assurance Company Limited


Jayashree Nair
Company Secretary & Chief Compliance Officer





ANNUAL REPORT 2017-18



INDIA'S PREMIER MULTINATIONAL GENERAL INSURANCE CO.

OUR VISION

NEW INDIA WILL CONTINUE TO BE:

- The Largest non-life Insurance Company in India with a strong global presence
- Recognized for the highest levels of customer services
- The employer of choice, known for its energetic and motivated workforce.
- An innovative, nimble and technology enabled company.
- A socially responsible organization with best corporate governance.
- The most preferred and trusted brand, surpassing stakeholders expectation.

WHERE WE ARE

We are headquartered in Mumbai
With a presence pan-India and in 28
Countries.

WHAT WE OFFER

We offer a range of General Insurance
products catering to the specific
needs of customers

Overseas Presence

PRESENCE IN 28 COUNTRIES ACROSS THE GLOBE



Head Office - Mumbai, India

- Foreign Branches
- Foreign Agencies
- Subsidiary Company
- Associates
- Presence In Other Countries
- Representative Office

FOREIGN BRANCHES	FOREIGN AGENCIES	SUBSIDIARY COMPANIES	ASSOCIATES
Japan	Abu Dhabi (U.A.E.)	Nigeria	Singapore
Hong Kong	Dubai (U.A.E.)	Trinidad & Tobago	PRESENCE IN OTHER COUNTRIES
Philippines	Bahrain	St. Lucia	Saudi Arabia
Thailand	Kuwait	Dominica	Kenya
Australia	Oman	St. Maarten	REPRESENTATIVE OFFICE
Fiji	Dutch Caribbean	Guyana	Myanmar
Mauritius	Netherlands Antilles	Angilla	
U.K.		Sierra Leone	
New Zealand			

Company Highlights

- Market Leader in Health, Motor, Liability, Fire and Marine line of business.

• Gross Written Premium (Global) : ₹ 26554 crore

• Investment Income : ₹ 5165 crore

• Net worth including Fair Value : ₹ 38301 crore

• Profit Before Tax : ₹ 2725 crore

• Profit After Tax : ₹ 2201 crore

• Solvency Ratio : 2.58 times (Global)

• Total Dividend : ₹ 721 crore

• Servicing more than 29 million policies.

• Presence in 28 Countries.

First Shareholders (1919)



Sir. D J Tata



Sir. David Sasson



Sir. Fazulbhoy Currimbhoy



Sir. Shapurji B Broacha



Mr. Lalubhai Samaldas



Mr. Rai Bahadur Jamnalal-Bachhraj



Mr. Ramnarain Hurnundrai



Mr. B J Padshah



Mr. Phiroze C Sethna



Mr. Purshotamdas Thakurdas



Mr. A J Billimoria



Mr. F E Dinshaw



Sir. Henry Procter

Board of Directors (as on 30th June 2018)



Mr. G. Srinivasan
Chairman cum Managing Director



Mr. Debasish Panda
Government Nominee Director



Mr. Hemant G. Rokade
Whole Time Director



Mr. C. Narambunathan
Whole Time Director




Mr. P. Ramana Murthy
Independent Director



Mr. Neelam Damodharan
Independent Director



Ms. Papia Sengupta
Independent Director



Mr. Sanjeev Kumar Chanana
Independent Director




Mr. Kuldip Singh
Independent Director



Mr. S. K. Banerjee
Independent Director

Corporate Management



Mr. G Srinivasan
Chairman-cum-Managing Director



Mr. Hemant G. Rokade
Director & General Manager



Mr. C Narambunathan
Director & General Manager



Mr. S Pradhan
General Manager



Ms. Tajinder Mukherjee
General Manager



Ms. S N Rajeswari
General Manager



Mr. R Gangadharan
General Manager



Mr. R. M Singh
General Manager



Mr. J. K. Garg
General Manager




Mr. Anjan Dey
General Manager



Ms. Gouri Rajan
General Manager



Ms. J. Jayanthi
General Manager



Mr. Anant Upadhyay
Chief Vigilance Officer



Mr. Sharad S. Ramnarayanan
Appointed Actuary



Ms. Jayashree Nair
Company Secretary

Directors & Executives

Chairman cum Managing Director

Mr. G. Srinivasan

Directors

Mr. Debasish Panda
Mr. Hemant G. Rokade
Mr. C Narambunathan
Mr. P. Ramana Murthy
Mr. N. Damodharan
Mr. S.K.Chanana
Mr. Kuldeep Singh
Smt. Papia Sengupta
Mr. S.K.Banerjee

General Managers

Mr. Girish Radhakrishnan*
Mr. Siddarth Pradhan
Mr. Tajinder Mukherjee
Mr. S. N Rajeswari
Mr. Renjit Gangadharan
Mr. Ravindra Mohan Singh
Mr. Jyoti Kumar Garg
Dr. Balla Swamy*
Mr. Anjan Dey
Mr. Gouri Rajan Dinakaran
Mr. J Jayanthi
Mr. Sharad S Ramnarayanan

Chief Vigilance Officer

Mr. Anant Upadhyay

Deputy General Managers

Mr. I Victor Amaldoss
Mr. Krishna Chandra Hessa
Mr. Amrit Prakash Vasudeva
Dr S.Chiranjeevi Reddy
Mr. John Philip
Dr Shanker M
Dr Arun Kumar Jain
Mr. Saligrama Rajarao Shreeram
Mr. Arvind Kumar Longani
Mr. Rajesh Kalra
Mr. Satya Prakash Sinha
Mr. Pranab Kumar Sahu
Mr. Inderjeet Singh*
Mr. Rajesh
Mr. Prabodha Kumar Behera
Mr. Rekha Gopalakrishnan

Mr. Surendra Kumar Behera
Mr. Tappala Bishnu Prasad
Mr. Rajeev Arora
Mr. Neerja Kapur
Mr. Ramanujam Asaithambi
Mr. Paramjeet Singh Arora
Mr. H. M. Rajaram
Mr. Kalyan Kishore Mozumdar
Mr. Rajesh Chandra Kumaria
Mr. Srinivasan Vaideswaran

Company Secretary

Ms. Jayashree Nair

Auditors

M/s. NBS & Co.
M/s. R. Devendra Kumar & Associates
M/s. A. Bafna & Co.

Key Managerial Persons

CMD / Principal Officer

Mr. G. Srinivasan

Chief Marketing Officer

Mr. Renjit Gangadharan

Chief Underwriting Officer

Ms. Tajinder Mukherjee

Chief Financial Officer

Ms. S.N. Rajeswari

Appointed Actuary

Mr. Sharad S. Ramnarayanan

Chief Risk Officer

Mr. Shankar S. (upto 27.7.2018)
Mr. C Narambunathan (from 28.7.2018)

Chief Investment Officer

Mr. M. S. Joshi

Chief of Internal Audit

Mr. Rajendra Prasad Joshi

Chief Compliance Officer

Ms. Jayashree Nair

***On Deputation to other
Companies / Foreign Offices**

JOURNEY OF TRUST AND BEYOND

As New India enters its Centenary year, the Company can proudly look back on its past of being the undisputed and consistent leader of the Indian General Insurance Industry. It was indeed the vision and the courage of its founders that have led the Company to become as successful and highly respected worldwide. It is the tradition of expertise and pride in work handed down from one generation of employees to another that makes the company dynamic, innovative and willing to take new initiatives.

In the famous words of its founder-Chairman, Sir Dorab J Tata, the illustrious son of renowned, pioneering Indian industrialist Jamsetji N Tata, "The New India constitutes the commencement of a new and large commercial undertaking for India. It is not a Bombay Insurance Company or a Company working solely in India, but may claim to be a Worldwide Company."

India's challenge today is to support its various socio-economic classes and their aspirations for a bright and secure future. The common man want food, security, good health & financial well being. Both industrial development and financial inclusion have to take place hand in hand for India to reach the heights it richly deserves.



The General Insurance Industry & its leader, The New India Assurance Co. Ltd. can be this friend and benefactor to the individual and to businesses through its risk covers, its policies and schemes. At New India Assurance, it is our constant endeavour to live up to the expectations of all our stakeholders – from our investors to customers to agents to channel partners to our employees.

Awards & Recognitions

Awards won by The New India Assurance Co. Ltd. FY 2017-18

Dun & Bradstreet India's Leading General Insurance Company (Public) Award 2018

Outlook Money Awards 2017: Health Insurance Award

Outlook Money Awards 2017: Non-Life Insurance Award

Dalal Street Investment Journal 2017 Roll of Honour for Highest Market Share in Gross Premium of 5 years.

India Insurance Summit Award 2018 : General Insurance Company of the year

India Insurance Summit Award 2018 : Product Innovator of the year- Title Insurance Policy

Chairman's Message



Dear Shareholders,

It gives me immense pleasure to share with you that we have had yet another successful year just on the verge of the onset of the centenary year of your Company's foundation. Your Company had a great year in terms of financial performance vis-à-vis the Industry's performance and had a few prominent achievements and new initiatives taken in the fiscal 2017-18.

Continuing the successful growth story, your Company attained historical highs in terms of Gross Written Premium and Profit after Tax in the last fiscal. Your Company continued a robust premium growth in the FY 2018 in spite of extremely competitive and dynamic business environment. Your Company continues to be the market leader with a market share of 15.06%. It recorded a global premium of Rs. 26,554 crore recording a growth of 15%. The robust growth was observed across all the Regions. Your Company recorded a Profit After Tax of Rs. 2,201 crores. The Net worth of the Company including fair value is Rs. 38,301 crore and the asset base now stands at Rs. 76,904 crore. The solvency ratio of the company continues to be high at 2.58 times. In the first year of listing itself, your Company declared total dividend of Rs.8.75 per share @ 175% on the face value of share. The Board of the Company has also recommended the issue of one bonus share per share of the Company. I take the opportunity to congratulate all the Shareholders on this great performance to mark the beginning of the 100th year of successful operations.

In the last fiscal, Your Company was the leader not only in terms of the overall market share but also across all Lines of Business. Your Company's growth is keeping pace with the Industry growth and the financials continue to grow stronger year on year.

Today, with a strong network of 2472 offices, online portals, various distribution channels, strong sales force and presence in 28 countries, the company has its reach to the customers across geographies and continually is increasing the same. It has not only grown stronger in financials or technology aspect but has done well on the human resource front. Today the Company has a competent workforce of around 18000 employees and has been inducting new employees both in the Executive as well as Clerical cadre. The market dynamics demand skilled workforce for which the company has devised intensive training programmes for the employees. The Company has also been recruiting new agents and securing business from other new intermediaries & business channels too.

The performance of the company was well recognized by country and it received a few prestigious awards during the year. The prominent ones among them were the Dun & Bradstreet India's Leading General Insurance Company (Public) Award 2018, Outlook Money Awards 2017: Health Insurance Award, Outlook Money Awards 2017: Non-Life Insurance Award and the Dalal Street Investment Journal 2017 Roll of Honour for Highest Market Share in Gross Premium of 5 years.

Our Country's economy is doing good. The International Monetary Fund (IMF), in its report, had reaffirmed that India will be the fastest growing major economy in 2018, with a growth rate of 7.4 per cent that rises to 7.8 per cent in 2019 with medium-term prospects remaining positive. Asia continues to be both the fastest-growing region in the world giving thrust to the global economy. Asia contributes more than 60 per cent of global growth and three-quarters of this comes from two major economies i.e. India and China.

This is a very favourable scenario for the General Insurance Industry. The General Insurance industry's growth is directly proportional to the growth of the Gross Domestic Product (GDP) of the country which means an increase in manufacturing, service and infrastructure activities would contribute to growth of the general insurance sector. India has become one of the top priority emerging markets in the global insurance business industry.

However, India's general insurance penetration has been hovering in the range of 0.7-0.8%, much lower than the global average of 2.8% and penetration of between 1.6-1.8% in the Asian economies of China, Malaysia and Thailand. The insurance density too, at USD 13.2 in 2016, is much lower than the global average of around USD 285.

An analysis of various general insurance product lines indicates significant potential for growth across the board as penetration in India is much lower than global benchmarks. As of fiscal 2016, only 34% of Indians have a health insurance policy, either provided by voluntary insurance or government schemes. While retail home loans worth around Rs 14 trillion were outstanding as of March 2017, retail property insurance premiums are not even a fraction of this amount. The scenario is similar when one looks at the corporate-focused lines such as engineering, fire, and marine insurance, with penetration estimated to be less than 1% of industrial GDP.

The low penetration levels indicate great opportunity for growth for the general insurance industry. We have been constantly innovating new products keeping in view the demand of the industry as per customer needs. The customer awareness levels are also very low which needs to be improved for balanced and sustainable growth of the insurance industry. Your Company has constantly focused on the need to increase the insurance penetration and awareness in the country, aiming towards an inclusive growth. It has opened 70 new micro offices during the year to increase its reach to the untouched population. Alternative distribution channels, digital marketing strategy, online portals and increasing number of insurance agents and other intermediaries have greatly helped in increasing the reach to the customers as well as creating insurance awareness among the public.

The Government as well as the Regulator has also taken many pro-industry initiatives. The Government's introduction of the RERA Act, Aayushman Bharat Yojana, Mudra Yojana, Saubhagya Scheme, Udaan Scheme, etc have all given a boost to the Industry. The amendment of the Motor Vehicles Act which introduces strong penalties for road traffic rule violations, Improvement in issuing licenses, registration process for new vehicles, etc is also viewed as a very good move for the Motor Line of business. There have also been several positive regulatory changes introduced by the regulator that has made the business environment conducive for growth. IRDAI has introduced various pro-industry regulations and guidelines in the recent past. Motor Insurance Service provider guidelines issued by IRDAI will greatly help the industry in regulating the motor insurance business sourced through motor dealers.

Your Company has been a major participant in implementing the government sponsored schemes. We have actively participated in various schemes of the Government of India viz PMFBY, many state Government sponsored schemes, etc. Crop insurance has grown significantly in the last fiscal and accounted for nearly 16% of the overall industry premium in the FY 2017-18. We also see a greater role in the proposed National Health Protection Scheme.

In the last fiscal, New India issued 29.7 million policies and processed 4.9 million claims. We have initiated steps for speedier settlement of claims as well as to make the claim settlements hassle free. We have also taken few initiatives in the direction of Enterprise Risk Management and Information technology viz introduction of Desktop Management System Pan-India basis and Aadhar authentication for Employees.

Your Company continues on its domestic as well as Global expansion plans. There were 70 new domestic offices opened during the year and few offices were upgraded too. The company has already obtained license to operate in Dubai Financial Centre. We are also in the process of registering with Qatar Financial Centre, Doha. As of now nearly 15 % of New India's business comes from the international market.

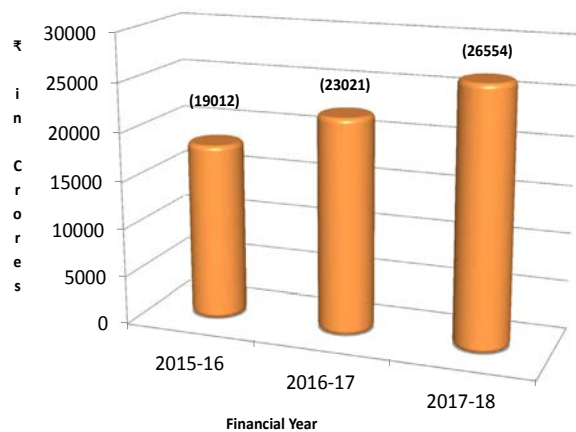
The rising income, surge in the middle class, young population with increased disposable incomes, inflation under control, are the factors that will induce rapid growth in the insurance business. With economic growth gradually picking up and increase in the manufacturing, services and infrastructure activities, we expect the growth trajectory of the general insurance sector as well as the Company to remain strong in the next few years.

We have a very clear future strategy of premium growth with profitability. Your Company is adequately capitalized and has a comfortable solvency margin, much above the mandatory level of 1.5. We intend to bring down the Incurred Claim Ratio and Combined ratio gradually year by year till we reach the desired level in order to ensure profitability along with a growth rate keeping in line with the growing market. We aim to retain our leadership position in the market as well as in all lines of business.

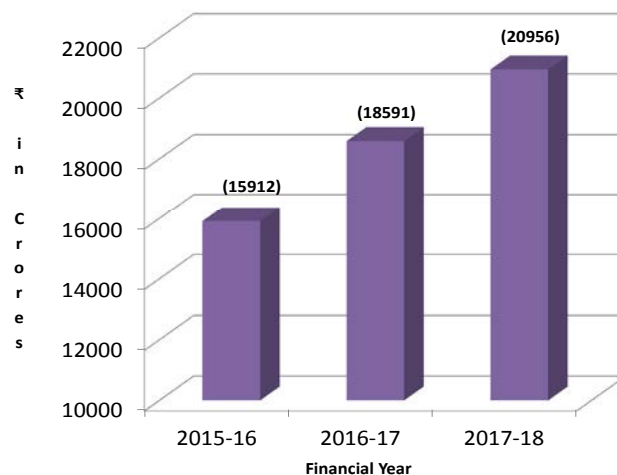
I wish to thank all the Stakeholders, Board of Directors, Customers, Associates, Intermediaries and all New Indians for their continued support and co-operation in taking the Company to greater heights.

G. Srinivasan

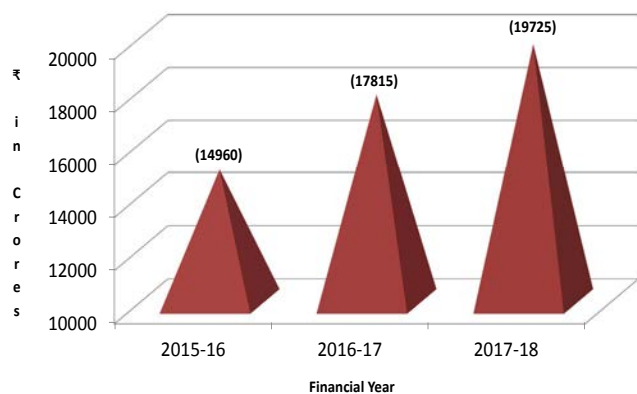
Gross Written Premium (Global)



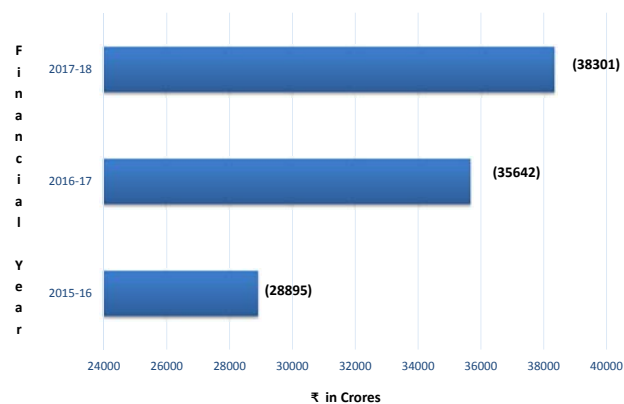
Net Premium (Global)



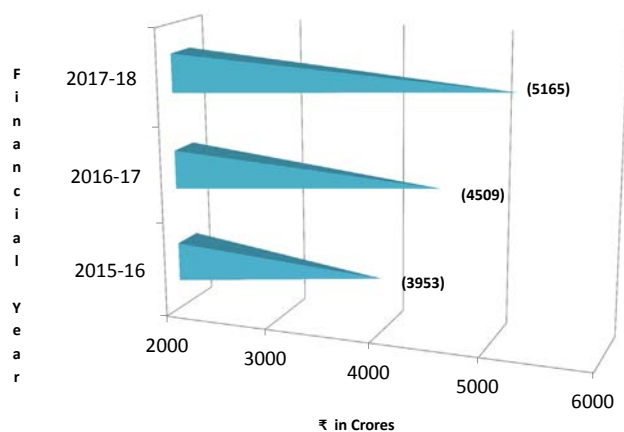
Net Earned Premium (Global)



Net Worth (including Fair value)



Investment Income





Contents

❑ Notice of the 99th Annual General Meeting	16
❑ Directors' Report & Management Discussion & Analysis 2017-18	21

STANDALONE

❑ Management Reporting alongwith Age Wise Analysis	77
❑ Auditors' Report	84
❑ Comments of CAG	91
❑ Certificate "Schedule-C"	92
❑ Accounts	93
❑ Schedules	98
❑ Receipts & Payments	111
❑ Segment-Indian, Foreign, Global	112
❑ Shareholder's Funds & Policyholder's Funds	127
❑ Accounting Policy	128
❑ Notes	132
❑ Disclosures	141

CONSOLIDATED

❑ Management Reporting	149
❑ Auditors' Report	151
❑ Comments of CAG	159
❑ Accounts	160
❑ Schedules	165
❑ Receipts & Payments	178
❑ Accounting Policy	179
❑ Notes	185
❑ Disclosures	194
❑ Proxy Form	201
❑ Attendance Slip	203

**The New India Assurance Company Limited****Regd. & Head Office:** 87, M.G. Road, Fort, Mumbai- 400 001

CIN No: L66000MH1919GOI000526 , IRDA Reg No: 190

Tel: +91 22 22708263; Fax: +91 22 22652811

Email : investors@newindia.co.in ; Website : www.newindia.co.in

July 02, 2018

Dear Member,

You are cordially invited to attend the 99th Annual General Meeting of the members of The New India Assurance Company Limited ('the Company') to be held on Monday, July 30, 2018 at 3:00 p.m. IST at the Walchand Hirachand Hall, Indian Merchant Chambers Bldg., IMC Marg, Churchgate, Mumbai, Maharashtra 400020, India.

The Notice of the meeting, containing the business to be transacted, is enclosed herewith. As per Section 108 of the Companies Act, 2013, read with the related Rules and Regulation 44 of the SEBI (Listing Obligations and Disclosure Requirements) Regulations, 2015, the Company is pleased to provide its members the facility to cast their vote by electronic means on all resolutions set forth in the Notice. The instructions for e-voting are enclosed herewith.

Yours faithfully,

G Srinivasan

Chairman cum Managing Director

DIN 01876234

Enclosures:

1. Notice to the 99th Annual General Meeting (AGM)
2. Proxy form
3. Attendance slip
4. Instructions for e-voting

Note: Attendees who are differently-abled and require assistance at the AGM are requested to contact Mr. Rajesh, Deputy General Manager, Estate & Establishment Department, Head Office, 87 M G Road, Mumbai – 400 001 at the below contact details, at least five days in advance:

Tel: 91 22 22708 502/510/511, Mobile: 91 9819123334

Route map to the venue of the AGM





Notice to the 99th Annual General Meeting

NOTICE is hereby given that the 99th Annual General Meeting of the members of The New India Assurance Company Limited will be convened on Monday, July 30, 2018 at 3.00 p.m. at the Walchand Hirachand Hall, Indian Merchant Chambers Bldg., IMC Marg, Churchgate, Mumbai, Maharashtra 400020, India to transact the following: -

Ordinary business

Item No 1. To consider and adopt

- (a) the Audited Financial Statements of the Company for the Financial Year ended 31st March, 2018;
- (b) the Audited Consolidated Financial Statements of the Company for the Financial Year ended 31st March, 2018; and
- (c) the Reports of the Board of Directors and the Statutory Auditors and the Comments of the Comptroller & Auditor General of India thereon.

Item No 2. To declare dividend on equity shares for the the Financial Year ended 31st March, 2018

Item No 3. To appoint a Director in place of Shri G Srinivasan, Chairman-cum-Managing Director (DIN: 01876234), who retires by rotation and being eligible, offers himself for re-appointment.

Item No.4. To consider and if thought fit, to pass the following Resolution, as an Ordinary Resolution:

“RESOLVED THAT pursuant to the provisions of Section 139(5) read with Section 142 of the Companies Act, 2013, the Board of Directors of the Company be and is hereby authorised to decide and fix the remuneration of the Joint Statutory Auditors of the Company appointed / to be appointed by the Comptroller & Auditor General of India for the Financial Year 2018-19.

Special business

Item No 5. To consider and, if thought fit, to pass the following Resolution as an Ordinary Resolution:

“RESOLVED THAT pursuant to provisions of Section 149 of the Companies Act, 2013 and Rules made thereunder and Article 121 of the Articles of Association of the Company, the appointment of Shri P. Ramana Murthy (DIN 07815852) as an Ex-Officio Director w.e.f., 14th August 2017 for a period of three years or until 31.05.2024 (the date of his superannuation) or until further orders, whichever is earlier, by Government of India vide Notification F.No. 11011/1/2015-Ins.II dated 14th August 2017, be and is hereby noted.”

Item No 6. To consider and if thought fit, to pass the following Resolution as Ordinary Resolution:

“RESOLVED THAT pursuant to provisions of Section 149 of the Companies Act, 2013 and Rules made thereunder and Article 121 of the Articles of Association of the Company the appointment of Shri Neelam Damodharan (DIN 07759291) as an Ex-Officio Director w.e.f., 14th August 2017 for a period of three years or until 30.11.2019 (the date of his superannuation) or until further orders, whichever is earlier, by Government of India vide Notification F.No. 11011/1/2015-Ins.II dated 14th August 2017, be and is hereby noted.”

Item No 7. To consider and, if thought fit, to pass the following Resolution as an Ordinary Resolution:

“RESOLVED THAT pursuant to provisions of Section 149 of the Companies Act, 2013 and Rules made thereunder and Article 121 of the Articles of Association of the Company the appointment of Smt. Papia Sengupta (DIN 0701564) a Non Executive Director w.e.f., 27th September 2017 for a period of three years or until 31.09.2019 (the date of her superannuation) or until further orders, whichever is earlier, by Government of India vide Notification F.No. 11011/1/2015-Ins.II dated 27th September 2017, be and is hereby noted.”

Item No 8. To consider and if thought fit, to pass the following Resolution as Ordinary Resolution:

“RESOLVED THAT pursuant to provisions of Section 149 of the Companies Act, 2013 and Rules made thereunder and Article 121 of the Articles of Association of the Company the appointment of Shri S.K. Chanana (DIN 00112424), a Non Executive Independent Director w.e.f., 28th September 2017 for a period of three years or until further orders, whichever is earlier, by Government of India vide Notification F.No. 15011/03/2015-Ins. I dated 20th September 2017, be and is hereby noted.”

Item No 9. To consider and if thought fit, to pass the following Resolution as Ordinary Resolution:

“RESOLVED THAT pursuant to provisions of Section 149 of the Companies Act, 2013 and Rules made thereunder and Article 121 of the Articles of Association of the Company the appointment of Shri Samir Kumar Banerjee (DIN 01987541), a Non Executive Independent Director w.e.f., 28th September 2017 for a period of three years or until further orders, whichever is earlier, by Government of India vide Notification F.No. 15011/03/2015-Ins. I dated 20th September 2017, be and is hereby noted.”

Item No 10. To consider and if thought fit, to pass the following Resolution as Ordinary Resolution:

“RESOLVED THAT pursuant to provisions of Section 149 of the Companies Act, 2013 and Rules made thereunder and Article 121 of the Articles of Association of the Company the appointment of Shri Kuldeep Singh (DIN 02905840), a Non Executive Independent Director w.e.f., 28th September 2017 for a period of three years or



until further orders, whichever is earlier, by Government of India vide Notification F.No. 15011/03/2015-Ins. I dated 20th September 2017, be and is hereby noted.”

Item No 11. To consider and if thought fit, to pass the following Resolution as Ordinary Resolution:

“RESOLVED THAT pursuant to provisions of Sections 196, 197 and 203 of the Companies Act, 2013 and Rules made thereunder and Article 121 of the Articles of Association of the Company the appointment of Mr. C. Narambunathan (DIN 08101846), as a Whole Time Director of the Company w.e.f., 28th September 2017 for a

period of three years or until further orders, whichever is earlier, by Government of India vide Notification F.No. A.11011/10/2009-Ins. by order of the Board of Directors IV, be and is hereby noted.”

by order of the Board of Directors
for The New India Assurance Company Limited

Registered office:
87 M G Road, Fort,
Mumbai – 400 001, India

Jayashree Nair
Company Secretary

July 02, 2018

Notes

1. Explanatory Statement Pursuant to Section 102 of the Companies Act, 2013 in respect of the items of Special Business is annexed hereto.
2. The Register of Members and Share Transfer Books will remain closed during the period July 23, 2018 to July 29, 2018 for the purpose of the AGM.
3. A member entitled to attend and vote at the AGM is entitled to appoint a proxy to attend and vote in the meeting instead of himself / herself, and the proxy need not be a member of the Company. The instrument appointing a proxy should be deposited at the Registered Office of the Company not less than forty-eight hours before the commencement of the meeting.
4. A person can act as a proxy on behalf of a maximum of 50 members and holding in aggregate not more than 10% of the total share capital of the Company. A member holding more than 10% of the total share capital of the Company carrying voting rights may appoint a single person as proxy, provided that the person does not act as proxy for any other person or shareholder.
5. Members / proxies / authorized representatives should bring the duly filled attendance slip enclosed herewith to attend the meeting.
6. As already intimated vide Notice dated 31st May, 2018, the Record Date for payment of Dividend to be declared at the Annual General Meeting is Friday 28th June 2018. Dividend will be paid to
 - a. To all Beneficial Owners in respect of shares held in electronic form as per the data to be made available by NSDL/CDSL as of the close of business hours on 28th June 2018;
 - b. To all Members in respect of shares held in physical form after giving effect to transfer in respect of valid share transfer requests lodged with the Company/Registrar & Share Transfer Agent (RTA).
7. Subject to the provisions of the Act, dividend as recommended by the Board, if declared at the meeting, will be paid within a period of 30 days from the date of declaration.
8. Members whose shareholding is in electronic mode are requested to direct change of address notifications and updates of bank account details to their respective depository participant(s). We urge the members to utilize the Electronic Clearing System (ECS) for receiving dividends.
9. Members are requested to address all correspondence, including on dividends, to the Registrar and Share Transfer Agents, Link Intime India Private Limited, C 101, 247 Park, L.B.S Marg, Vikhroli West, Mumbai - 400 083.
10. We urge members to support our commitment to environmental protection by choosing to receive their shareholding communication through email. You can do this by updating your email addresses with your depository participants.
11. In compliance with Section 108 of the Act, read with corresponding rules, and Regulation 44 of the SEBI (Listing Obligations and Disclosure Requirements) Regulations, 2015 ('the Listing Regulations'), the Company has provided a facility to its members to exercise their votes electronically through the electronic voting (e-voting) service facilitated by the National Securities Depository Limited (NSDL). The facility for voting at the Meeting will also be made available at the AGM. Members attending the AGM, who have not cast their votes by remote e-voting shall be able to exercise their right at the AGM. Members who have cast their votes by remote e-voting prior to the AGM may attend the AGM but shall not be entitled to cast their votes again. The instructions for e-voting are annexed to the Notice. The Board has appointed Mr. S. N. Ananthasubramanian and failing him, Ms. Malati Kumar, partner of S. N. Ananthasubramanian & Co., Company Secretaries, as the Scrutinizer to scrutinize the remote e-voting / voting at the Meeting in a fair and transparent manner.
12. The e-voting period commences 9.00 a.m. on July 25, 2018 and ends at 5.00 p.m. on July 29, 2018 (5:00 p.m. IST). During this period, members holding shares either in physical or dematerialized form, as on the cut-off date, i.e. July 22, 2018, may cast their vote electronically. The e-voting module will be disabled by NSDL for voting thereafter. A member will not be allowed to vote again on any resolution for which the vote has already been cast. The voting rights of members shall be proportionate to their share of the paid-up equity share capital of the Company as on the cut-off date. E-voting rights cannot be exercised by a proxy, though corporate and institutional shareholders shall be entitled to vote through their authorized representatives with proof of their authorization.



13. The Annual Report 2017-18, the Notice of the 99th AGM and instructions for e-voting, along with the attendance slip and proxy form, have being sent by electronic mode to members whose email addresses are registered with the Company / depository participant(s), unless a member has requested for a physical copy of the documents.
14. For members who have not registered their email addresses, physical copies have been sent by the permitted mode.
15. Members may also note that the Notice of the 99th AGM and the Company's Annual Report 2017-18 is available on the Company's website www.newindia.co.in.
16. Additional information, pursuant to Regulation 36 of the Listing Regulations, in respect of the directors seeking appointment / reappointment at this AGM, forms part of the Notice.
17. The SEBI has mandated the submission of the Permanent Account Number (PAN) by every participant in the securities market. Members holding shares in electronic form are, therefore, requested to submit their PAN to their depository participant(s), if not already submitted. Members holding shares in physical form are required to submit their PAN

details to the Registrar and Share Transfer Agents.

18. All documents referred to in the Notice will be available for inspection at the Company's registered office during normal business hours on working days up to the date of the AGM.
19. The attendance registration procedure for the AGM is as follows: Shareholders are requested to tender their attendance slips at the registration counters at the venue of the AGM and seek registration before entering the meeting hall.

The shareholder needs to furnish the printed attendance slip along with a valid identity proof such as the PAN card, passport, AADHAAR card or driving license to enter the AGM Hall.

by order of the Board of Directors
for The New India Assurance Company Limited

Registered office:
87 M G Road, Fort,
Mumbai – 400 001, India

Jayashree Nair
Company Secretary

July 02, 2018

Additional information on Directors proposed to be appointed / reappointed as required under Regulation 36 of SEBI (Listing Obligations and Disclosure Requirements) Regulations, 2015 for Item Nos from 5 to 11. Information on Directors appointed during the year by the Government of India is also provided

P Ramana Murthy

Resume: Mr. Pikkili Ramana Murthy, aged 54 years (dob 16.05.1964), is an Independent Director. He holds a bachelor's degree in science (agriculture) from Allahabad University. He is also a Certified Associate of Indian Institute of Bankers. He has 27 years of experience in the banking industry. He was previously associated with Allahabad Bank. He was appointed as an Independent Director on August 14, 2017.

Nature of expertise in specific functional areas: Banking and Finance.

Disclosure of inter-se relationships between directors and Key Managerial Personnel: Nil

Listed companies (other than The New India Assurance Co Ltd and It's Group Companies) in which P Ramana Murthy holds directorship and committee membership:

Directorship

Central Bank of India

Chairperson / Membership of Board committees

He is Member of the following Committees of Central Bank:

1. Management Committee
2. Risk Management Committee
3. Large Value Frauds Committee
4. Customer Service Committee
5. IT Strategy
6. Stakeholders Relationship Committee
7. Recovery Committee

8. HR Committee
9. Credit Approval Committee
10. Head Office Level Credit Committee-2

Shareholding in the Company (as on 30.06.2018): Nil

Note: Details of P Ramana Murthy's remuneration and number of Board meetings attended during fiscal 2018 are provided in the Corporate governance report of the Annual Report 2017-18.

Neelam Damodharan

Resume: Mr. Neelam Damodharan, aged 58 years (dob 24.11.1959), is an Independent Director. He holds a bachelor's degree in science from Acharya N.G. Ranga Agriculture University (earlier known as Andhra Pradesh Agriculture University), and holds a Diploma in Financial Management from University of Mumbai. He is also a Certified Associate of Indian Institute of Bankers. He has over 34 years of experience in the banking industry. He was previously associated with Bank of Baroda. He was appointed as an Independent Director on August 14, 2017.

Nature of expertise in specific functional areas: Banking and Finance

Disclosure of inter-se relationships between directors and Key Managerial Personnel: Nil

Listed companies (other than The New India Assurance Co Ltd and It's Group Companies) in which Neelam Damodharan holds directorship and committee membership:

Directorship

Bank of India

**Chairperson / Membership of Board committees****1. Bank of India:**

Management Committee of the Board- Member
 Stakeholders Relationship Committee- Member
 Share Transfer Committee- Member
 Monitoring of Large Value Frauds- Member
 Committee of Directors for Risk Management- Member
 Committee of Directors for Customer Service- Member
 IT Strategy Committee- Member
 Credit Approval Committee- Member
 Business Review Committee- Member
 Invest Approval Committee- Member
 Steering Committee of the Board on HR- Member
 Committee for Monitoring High Value NPAs and Loss Assets- Member
 Corporate Social Responsibility Committee- Member
 Board level Digital Payment Promotion Committee- Member

Shareholding in the Company (as on 30.06.2018): Nil

Note: Details of Neelam Damodharan's remuneration and number of Board meetings attended during fiscal 2018 are provided in the Corporate governance report of the Annual Report 2017-18.

Papia Sen Gupta

Resume : Ms. Papia Sengupta, aged 58 years (dob 27.09.1959), is an Independent Director. She holds a bachelor's degree in science from University of Calcutta and a Post Graduate Diploma in Financial Analysis from the Institute of Chartered Financial Analysts of India. She has 34 years of experience in the banking industry. She was previously associated with State Bank of Bikaner & Jaipur, State Bank of Patiala and State Bank of India.. She was appointed as an Independent Director on September 27, 2017.

Nature of expertise in specific functional areas: Banking and Finance.

Disclosure of inter-se relationships between directors and Key Managerial Personnel: Nil

Listed companies (other than The New India Assurance Co Ltd and It's Group Companies) in which Papia Sen Gupta holds directorship and committee membership:

Directorship

Bank of Baroda
 Bank of Baroda (Botswana) Ltd

Chairperson / Membership of Board committees: Nil

Shareholding in the Company (as on 30.06.2018): Nil

Note: Details of Papia Sen Gupta's remuneration and number of Board meetings attended during fiscal 2018 are provided in the Corporate governance report of the Annual Report 2017-18.

S K Chanana

Resume: Mr. Sanjeev Kumar Chanana, aged 64 years (dob 10.08.1953), is an Independent Director. He holds a Master's degree in Economics from Delhi School of Economics, Delhi University and a Bachelor's degree in Law from Delhi University. He also holds a Post graduate Diploma in International Trade from Indian Institute of Foreign Trade, New Delhi. He is also an Associate Member of the Institute of Company Secretaries of India and an Associate Member of the Insurance Institute of India. He has 35 years of experience in the insurance industry. He was previously associated with Life Insurance Corporation of India, The Oriental Insurance Company Limited and the Agriculture Insurance Company of India Limited. He was appointed as an Independent Director on September 29, 2017.

Nature of expertise in specific functional areas: Insurance and Finance.

Disclosure of inter-se relationships between directors and Key Managerial Personnel: Nil

Listed companies (other than The New India Assurance Co Ltd and It's Group Companies) in which S K Chanana holds directorship and committee membership:

Directorship: Nil

Chairperson / Membership of Board committees: Nil

Shareholding in the Company (as on 30.06.2018): Nil

Note : Details of S K Chanana's remuneration and number of Board meetings attended during fiscal 2018 are provided in the Corporate governance report of the Annual Report 2017-18.

S K Banerjee

Resume: Mr. Samir Kumar Banerjee, aged 76 years (dob 13.07.1941), is an Independent Director. He holds a bachelor's degree in commerce. He is also a fellow member of the Institute of Chartered Accountant of India. He has 37 years of experience in the audit in public sector undertaking such as public limited companies bank etc. He is a Partner of Das Gupta & Associates, Chartered Accountants.. He was appointed as an Independent Director on September 29, 2017.

Nature of expertise in specific functional areas: Audit and Finance.

Disclosure of inter-se relationships between directors and Key Managerial Personnel: Nil

Listed companies (other than The New India Assurance Co Ltd and It's Group Companies) in which S K Chanana holds directorship and committee membership:

Directorship : Nil

Chairperson / Membership of Board committees: Nil

Shareholding in the Company (as on 30.06.2018): 36

Note: Details of S K Banerjee's remuneration and number of Board meetings attended during fiscal 2018 are provided in the Corporate governance report of the Annual Report 2017-18.



Kuldip Singh

Resume: Mr. Kuldip Singh, aged 62 years (dob 15.09.1955), is an Independent Director. He holds a bachelor's degree in science in agriculture from Himachal Pradesh University and a post graduate diploma in shipping and export management from National Institute of Shipping and International Trade. He has 37 years of experience in the general insurance industry. He was previously associated with the National Insurance Company Limited, United India Assurance Company Limited and The Oriental Insurance Company Limited.. He was appointed as an Independent Director on September 29, 2017.

Nature of expertise in specific functional areas: Insurance, Agriculture and Finance.

Disclosure of inter-se relationships between directors and Key Managerial Personnel: Nil

Listed companies (other than The New India Assurance Co Ltd and It's Group Companies) in which Kuldip Singh holds directorship and committee membership:

Directorship: Nil

Chairperson / Membership of Board committees: Nil

Shareholding in the Company (as on 30.06.2018): Nil

Note: Details of Kuldip Singh's remuneration and number of Board meetings attended during fiscal 2018 are provided in the Corporate governance report of the Annual Report 2017-18.

C Narambunathan

Resume: Mr. C. Narambunathan, aged 59 years (dob 03.05.1959), is a Whole Time Director of our Company. He holds a bachelor's degree in commerce and a master's degree in commerce from the Madurai Kamaraj University. He is also an Associate Member of the Institute of Company Secretaries of India and a Fellow of the Federation of Insurance Institutes. He has over 36 years of experience in the insurance industry. He has been associated with our Company since August 30, 2010. Prior to joining our Company, he has been associated with United India Insurance Company Limited.

Nature of expertise in specific functional areas: Insurance and Finance

Disclosure of inter-se relationships between directors and Key Managerial Personnel: Nil

Listed companies (other than The New India Assurance Co Ltd and It's Group Companies) in which C Narambunathan holds directorship and committee membership:

Directorship: Nil

Chairperson / Membership of Board committees: Nil

Shareholding in the Company (as on 30.06.2018): Nil

Note : Details of C Narambunathan's remuneration and number of Board meetings attended during fiscal 2018 are provided in the Corporate governance report of the Annual Report 2017-18.



Directors Report & Management Discussion & Analysis - 2017-18

To the Members:

Your Directors have immense pleasure in presenting the Ninety Ninth Annual Report of the Company together with the audited statement of accounts and balance sheet for the year ended 31st March, 2018.

1. The snapshot of your Company Standalone financial performance is as below :

(₹ in crores)

			Fire	Marine	Misc	Total
Gross Direct Premium Income	India	CY	2082.57	600.01	20036.19	22718.76
		PY	1824.28	610.03	16680.38	19114.69
	(% Growth)	CY	14.16	-1.64	20.12	18.85
		PY	7.83	-1.22	29.91	26.17
	Outside India	CY	659.74	41.16	1739.65	2440.55
		PY	727.25	54.05	1701.92	2483.22
	(% Growth)	CY	-9.28	-23.86	2.22	-1.72
		PY	-15.21	-5.58	0.18	-5.00
	Global	CY	2742.31	641.16	21775.84	25159.31
		PY	2551.53	664.08	18382.30	21597.92
	(% Growth)	CY	7.48	-3.45	18.46	16.49
		PY	0.08	-1.59	26.43	21.59
Reinsurance Premium Accepted	India	CY	90.72	5.19	137.68	233.59
		PY	87.82	5.15	325.32	418.29
	Outside India	CY	954.47	38.44	168.58	1161.50
		PY	841.04	30.89	132.58	1004.51
Reinsurance Premium Accepted	Global	CY	1045.19	43.63	306.26	1395.08
		PY	928.86	36.04	457.90	1422.80
Reinsurance Premium Ceded	India	CY	1315.11	263.99	3278.38	4857.48
		PY	1018.49	323.47	2425.54	3767.49
	Outside India	CY	512.42	11.29	216.84	740.55
		PY	454.69	11.41	196.21	662.31
Reinsurance Premium Ceded	Global	CY	1827.53	275.28	3495.23	5598.04
		PY	1473.18	334.88	2621.75	4429.80
Global Net Premium		CY	1959.96	409.52	18586.87	20956.35
		PY	2007.21	365.25	16218.46	18590.92
Addition / Reduction in Un-expired Risks Reserves	(% to Net Premium)	CY	-2.38	31.65	1202.48	1231.76
		PY	88.53	-96.78	784.39	776.14
		CY	-0.12	7.73	6.47	5.88
		PY	4.41	-26.50	4.84	4.17
Earned Premium		CY	1962.34	377.87	17384.39	19724.60
		PY	1918.69	462.03	15434.07	17814.78
Incurred Claims Net	(% to Earned Premium)	CY	1510.40	226.16	15159.90	16896.47
		PY	1959.37	349.34	13948.22	16256.93
		CY	76.97	59.85	87.20	85.66
		PY	102.12	75.61	90.37	91.26



(₹ in crores)

		Fire	Marine	Misc	Total
Commission Net	CY	288.74	56.62	1478.65	1824.01
	PY	340.60	45.39	937.15	1323.14
(% to Net Premium)	CY	14.73	13.83	7.96	8.70
	PY	16.97	12.43	5.78	7.12
Operating Expenses	CY	330.40	68.95	3129.67	3529.02
	PY	408.67	74.29	3299.06	3782.02
(% to Net Premium)	CY	16.86	16.84	16.84	16.84
	PY	20.36	20.34	20.34	20.34
U/W Results	CY	-167.20	26.14	-2383.83	-2524.90
	PY	-789.95	-6.99	-2750.36	-3547.31
Investment Income-Policy Holders	CY	596.57	84.51	2847.20	3528.28
	PY	443.35	94.28	2452.73	2990.36
Revenue (Policy Holder) Account Surplus	CY	429.37	110.65	463.37	1003.38
	PY	-346.60	87.29	-297.63	-556.95
Investment Income-Share Holders	CY				1636.58
	PY				1519.08
Other Income less Outgo	CY				85.09
	PY				201.73
Profit before Tax	CY				2725.05
	PY				1163.86
Provision for Tax	CY				524.14
	PY				155.93
Profit after Tax	CY				2200.91
	PY				1007.93
Interim Dividend	CY				309.00
	PY				0.00
Dividend Tax	CY				62.91
	PY				1.09
Transfer to Reserves	CY				1829.00
	PY				1006.84

DIVIDEND DISTRIBUTION POLICY

Your Directors are pleased to recommend a Final Dividend of ₹ 5 per Equity share of face value of ₹ 5 each. The Company had distributed an Interim Dividend of ₹ 3.75 per Equity share of face value of ₹ 5 each in the month of December 2017. The total outgo including the final dividend of ₹ 5 per Equity share is ₹ 868,59,29,745 including Dividend Distribution Tax of ₹ 147,59,29,745 as against ₹ 373,11,92,240 including Dividend Distribution Tax of ₹ 63,11,92,240.

In terms of Regulation 43A of Securities and Exchange Board of India (Listing Obligations and Disclosure Requirements) Regulations 2015 ("Listing Regulations") the Dividend Distribution Policy of the Company has been hosted on Company's website and can be viewed at the below mentioned link :

"<https://www.newindia.co.in/cms/c52d520f-6589-4772-bcc8-e214657297ec/Dividend%20DistributionPolicy.pdf?guest=true>"

BONUS

Your Company had announced a Bonus of 1 new Equity Share for every 1 existing Equity Share.



2. PERFORMANCE REVIEW (Global)

(₹ in crores)

		2017-18	2016-17
A	Gross Written Premium (India)	22952	19533
	% change over previous year	17.50	26.09
	Gross Written Premium (Foreign)	3602	3488
	%change over previous year Gross	3.27	-0.97
	Global Premium	26554	23021
	%change over previous year	15.35	21.09
Gross Written Premium (GWP) in India has increased from ₹ 19533 crore in 2016-17 to ₹ 22952 crore in 2017-18 recording a good growth of 17.50 % in 2017-18. The company continues to be the market leader in India and is scaling to new heights. Good growth has been achieved by all the regions. The company crossed ₹ 22000 crore In Indian market itself in 2017-18.			
B	Net Premium	20956.35	18590.92
	% change over previous year	12.72	16.84
The net premium income of the company grew by ₹ 2365 crore from ₹18591 crore to ₹ 20956 crore.			
C	Additional Un-expired Risk Reserves	1231.76	776.14
	% change over previous year	58.70	-18.48
D	Earned Premium	19724.60	17814.78
	% change over previous year	10.72	19.08
E	Incurred Claims (Net)	16896.47	16256.93
	Percentage to earned premium	85.66	91.26
F	Commission (Net)	1824.01	1323.14
	Percentage to Net premium	8.70	7.12
G	Operating Expenses	3529.02	3782.02
	Percentage to Net premium	16.84	20.34
H	Underwriting Results	(2524.90)	(3547.31)
I	Investment Income (Less Provision)		
	Apportioned to policyholders	3528.28	2990.36
	Apportioned to Shareholders	1636.58	1519.08
	Total	5164.86	4509.44
J	Revenue (Policyholders) Account Results	1003.38	-556.95
K	Other Income/Outgo	85.09	201.73
L	Profit Before Tax (PBT)	2725.05	1163.86
M	Profit After Tax (PAT)	2200.91	1007.93
N	Proposed Total Dividend	721.00	310.00
O	Dividend Tax	147.59	63.12



(₹ in crores)

		2017-18	2016-17
P	Paid-up Capital	412.00	200.00
Q	Reserves and Surplus	15277.22	11970.16
R	Total Assets	76626.79	69172.81
S	Investments (at cost)		
T	Solvency Margin		
	i. Required soveny margin under IRDA regulations (Global)	5322.97	5073.53
	ii. Available solvency margin (Global)	13738.87	11134.68
	The company's Global solvency ratio is 2.58 times (PY 2.19 times)		
U	Compliance with Section 40C		
	i. Expenses prescribed under the act	7225.88	6209.59
	ii. Actual expenses	5004.81	4593.88
	iii. Difference	2221.07	1612.70

The Company proposes to transfer an amount of ₹ 1926.68 crore to General Reserve.

3. GENERAL INSURANCE INDUSTRY VIS-À-VIS INDIAN ECONOMY:

Indian economy

The Indian Economy grew at 6.7% in 2017-18. Notably the growth in the third and fourth quarter were 7.2% and 7.7% respectively indicating that the coming year could witness higher growth, and this augurs well for the economy in general and the insurance industry in particular. During this Financial Year, inflation has remained largely stable, and Macro-economic factors continue to be positive though rising crude prices and increasing rates are a cause of concern.

Reforms such as GST, RERA and the push towards a Digital economy, there has been a transitional shift/push from the informal economy to the formal economy. Implementation of bankruptcy code and recapitalisation of banks also augurs well for the financial sector. Taking note of these developments, Moody's raised India's rating from the lowest investment grade of Baa3 to Baa2 and changed the outlook from stable to positive in November 2017. This was India's first upgrade in 14 years.

Indian general insurance industry

The Indian General Insurance Industry grew by 17.44 % in FY18 and the total gross direct premium of the industry reached 1,50,571 crore. Motor, Health and Crop were the primary growth drivers of the industry.

In the year 2017-18, The Government of India has unveiled Ayushman Bharat, the world's largest National Health Protection Scheme, which is expected to cover 10 crore families (approximately 50 Crore beneficiaries), with a defined benefit cover of ₹ 5 lakh per year, per family. This is a great opportunity for the Insurance industry, which is already the recipient of favourable tailwinds from the improving economy. The Health Insurance segment will see transformation in the coming years.

The impending amendment to the Motor Vehicle Act will be a game changer for the industry and can go a long way in speedier settlement of third party claims, reducing the number of road accidents and decreasing the number of uninsured vehicles on the road. The Motor Insurance Service Provider guidelines issued by the regulator will play an important role in rationalising the pay-outs to intermediaries.

Crop insurance business which saw a huge growth after the launch of Pradhan Mantri Fasal Bima Yojana will continue to grow as more and more farmers are brought under the ambit of insurance.

The traditional lines like Fire and Engineering where growth is closely linked to the general performance of the economy are also expected to fare better in the coming years with higher growth of Indian economy and revival of public and private sector investments.

Reforms such as the introduction of the Real Estate Regulation Act, 2016 (RERA) has also ushered in further reform in the Real Estate sector. Title Insurance, which is a multi-billion dollar market globally, has been made mandatory for developers under RERA.

The listing of a few large insurers with many other insurers planning to list has brought in higher corporate Governance standards, and more rational competition in the sector. The GOI has announced the merger of three large PSU insurers followed by listing of the combined entity which can lead to consolidation and reduced competitive intensity in the industry.

Information Technology is an enabler, and disruptive technologies such as Blockchain, Artificial Intelligence and Machine learning will be increasingly used going forward. The Insurance industry will be in the forefront in the use of technology for settlement of claims, detection of fraud, targeted delivery etc. Underwriting pricing and marketing decisions will be increasingly data-driven.

The Indian General Insurance industry continues to be underpenetrated compared to its global peers and there is significant opportunity for growth. The insurance penetration of the Indian non-life insurance sector has been low, keeping around 0.5-0.8 percent range in the last 10 years. The non-life insurance



penetration in the year 2016 has improved a bit to .77 from .72 percent in the year 2015. However, non-life insurance density has gone up from USD 2.4 in 2001 to USD 13.2 in 2016. Non-traditional lines like home owners' insurance, shop-keepers insurance and various kinds of liability insurance have huge untapped potential and can provide the next leg of growth.

The Government's vision of a "New India" is expected to create a transformative push over the next few years. The Insurance Industry as a whole is expected to be a major contributor towards this achievement, and the General Insurance industry is in a position to deliver unique solutions and benefit to all stakeholders.

4. OVERVIEW OF COMPANY'S OPERATIONS

INDIAN OPERATIONS:

Gross direct premium in India has increased from ₹ 19,114.69 crores in 2016-17 to ₹ 22,718.76 crores in 2017-18 recording a growth of 18.85 % during 2017-18. The growth is observed in all geographical segments as well as all classes of business

INDIAN OPERATIONAL RESULTS

Sr. No	PARTICULARS	2017-18		2016-17	
		(₹ in Crore)	(%)	(₹ in Crore)	(%)
1	Gross Direct premium	22718.76	18.85	19114.85	26.17
2	Net premium	18475.96	14.84	16,088.54	21.68
3	Increase in unexpired risk reserve	1246.17		877.76	
4	Net earned premium	17229.79		15,210.78	
5	Commission	1203.10	6.51	699.54	4.35
6	Incurred claims	15247.75	82.53	14,487.46	90.05
7	Management expenses	3341.68	18.09	3,592.84	22.33
8	Other income (net of outgo)	87.66	0.47	192.61	1.20
9	Investment income	5036.22	27.26	4,373.81	27.18

Note: Percentage shown in sr. no. 1 & 2 indicates the growth over previous year and the percentage shown in sr. no. 5 to 9 is percentage to 'Net Premium.'

B. FOREIGN OPERATIONS:

New India commenced its foreign operations shortly after its formation in 1919. The London branch was opened in 1920. After that the Company saw a steady increase in presence abroad with Manila, Port Louis and Japan. Today New India has presence in 28 countries.

Today the company operates in the following countries through Branches & Agency offices:

- > United Kingdom
- > Japan
- > Hong Kong
- > Philippines
- > Thailand
- > Australia
- > New Zealand
- > Mauritius
- > Fiji
- > Dubai
- > Abu Dhabi
- > Bahrain

- > Kuwait
- > Oman
- > Aruba
- > Curacao.

Apart from these countries, the Company has subsidiaries in Nigeria (Prestige Assurance Plc.), Trinidad and Tobago (New India Assurance T & T) and Sierra Leone. The New India T & T also operates in countries such as St. Lucia, Dominica, St Maarten, Guyana and Anguilla. The Company has opened a Representative office in Myanmar and is planning to open an office in SEZ, Myanmar. The Company also has its presence in Saudi Arabia (Wafa Insurance), Singapore (India International Pte, Singapore) and Kenya (Ken India Assurance Co. Ltd., Nairobi)

The Company's foreign operations saw a gross written premium turnover in rupee equivalent of ₹ 3203 crores and a Net premium of ₹ 2480 crore in 2017-18. The foreign operations recorded an underwriting profit of ₹ 37.84 crore and profit before tax was ₹ 163.91 crore..

New India Assurance has taken a license to operate in DIFC, Dubai through a Regional office.



OVERSEAS OPERATIONAL RESULTS

Sr. No.	Particulars	2017-18		2016-17	
		(₹ in Crore)	(%)	(₹ in Crore)	(%)
1	Gross premium (Gross Direct plus Accepted)	3202.89	1.22	3,164.00	-1.79
2	Net premium	2480.40	-0.88	2,502.53	-7.47
3	Increase in unexpired risk reserve	-14.41	NA	-101.62	NA
4	Net Earned Premium	2494.81	NA	2,604.15	NA
5	Incurred claims	1648.72	66.47	1,769.47	70.71
6	Commission	620.91	25.03	623.60	24.92
7	Expenses of management	187.34	7.55	189.18	7.56
8	Other outgo	-2.57	-0.10	9.12	0.36
9	Investment income	128.64	5.19	135.63	5.42

Note: Percentage shown in Sr. No. 1 & 2 indicates the growth over previous year and percentage shown in Sr. no. 5 to 9 is percentage to net premium.

5. ORGANISATION STRUCTURE

Domestic

The Company has been consistently expanding its footprint by opening new Micro Offices in unexplored semi-urban and rural areas and upgrading its large Micro Offices to Branch Offices and Branch Offices to Divisional Offices to provide better service to the public.

The Company has set up new 70 Micro Offices to cater to the general insurance needs of unexplored rural areas and unrepresented urban areas and upgraded 19 micro offices to Branch Offices and 3 branch offices to Divisional offices in this financial year. As on 31st March 2018, the Company has a network of 31 Regional Offices, 7 Large Corporate Offices, 1 Auto Hub, 1 IFSC Insurance, 460 Divisional Offices, 603 Branch Offices, 27 Direct Agent Branches and 1341 Micro Offices, totaling 2472 offices.

Foreign

The Company operates in 28 countries

❖ REINSURANCE

The year 2017-18 witnessed several devastating Natural catastrophic events in the United States and the Caribbean Islands though there were no major natural calamities in India. Our foreign branches in Aruba, Curacao and UK were impacted by claims arising from Hurricane Irma which hit the island of St. Maarten in September 2017. Similarly, our subsidiary New India T&T was also impacted by the claims from Hurricane Maria and Irma. Most of these losses are recoverable from our Reinsurance arrangements.

Renewal of all proportional and non-proportional treaties of Indian as well as foreign offices was completed as per schedule and placements made with well rated securities. The new line of crop Insurance business of Pradhan Mantri Fasal Bima Yojana is protected with a new Quota Share and Stoploss Treaty from this year.

Our International Financial Service Centre Office (IFSCO) at GIFT city Gandhinagar completed one full year of operations with profitable results.

❖ TECHNO MARKETING

Techno Marketing Department of the company is a specialized cell which operates from the Corporate Office. The department caters to the requirements of corporate clients dealing with Large Projects and operational Large Risks.

The company continued to maintain its lead position in the Large Risk Segment which is an indication of its superior technical expertise, market reputation and underwriting capacity. The Company has been able to design bespoke covers to suit the requirements of corporate clients with the support of National and international Reinsurers.

The department arranged Risk Engineering and Risk Inspection for some of the risks as a value added service. These services are useful for PML Assessment and for imparting loss minimization measures to the Insured.

The company aims to maintain its leadership in this area in the coming years as well.

❖ FIRE AND ENGINEERING INSURANCE

With Economy growing at a faster pace, Property Insurance Segment remains one of the most promising sectors in General Insurance Industry. With 2082.56 Cr premium in Fire & 445.06 Cr in Engineering, your company has once again retained the leadership position in property Insurance in Indian General Insurance market. Growing at 14.16% in LOB Fire we have gained new business worth 258.28 Cr & are going hand in hand with the Industry. Our aim has been to implement prudent underwriting guidelines to get quality business. Our efforts have been fruitful as the ICR has come down significantly in both Fire & Engineering adding to financial strength of the company. Apart from that we have continued our efforts in improving the pricing scheme, underwriting & claims management through proper coordination with operating offices by conducting Underwriting & claim workshops & regular VCs to educate our technical team

Your Company has emphasized on quick disposal of Claims via proper utilization of resources & efficient claims management which has helped in reducing the overall cost of claims & in improving the profitability of the company. We are focused to maintain our leadership position in the segment in the upcoming year(s) by proactive approach, prudent underwriting, efficient claims management, technical competence & innovative techniques.

❖ HEALTH INSURANCE

Your company maintains its leadership position in Health Insurance this year too with an annual growth of 17.6% amounting to ₹ 7008 Crores vis a vis ₹ 5960 Crores last fiscal.

This year, consistent efforts were made to contain the ICR in Health Department and the desired results were achieved. There has been good spurt of growth at the Retail segment @19% in this financial year.

Your Company has pioneered a prestigious product by name "The New India Global Medclaim policy" covering treatment abroad at World Leading Medical Centres Globally. Some of the centres offered for treatment include John Hopkins University Medical Centre, Memorial Sloan Kettering Cancer Centre (New York), Kings College Hospital (London) and Mount Elizabeth Hospital (Singapore).

We have broadened our existing New India Medclaim 2012 policy too with several attractive features and optional covers. We have introduced restoration of sum insured free of cost under this policy. Our New India Floater Medclaim policy too has been enhanced with sum insured from a maximum of ₹ 8 lacs to ₹ 15 lacs.

Recruitment of another batch of 26 doctors is in process for developing in-house expertise in Health Department.

Constant audit and visit to the hospitals/TPAs for surprise check is being carried out which has resulted in containing the ICR.

Regular training and briefing sessions are carried out for updating the marketing force as well as the executives for better service and growth in the Health Vertical.

❖ **MARINE CARGO AND HULL INSURANCE**

Your Company continues to maintain its leadership in Marine Line of Business with highest market share in Cargo as well as Hull in the Indian Market. The Company has approximately 36.4 % of market share in Hull and 15.5 % in Cargo Business. Company achieved a Marine Cargo Domestic premium of ₹ 350 Crores as against ₹ 342 Crores in the previous year. Despite a very soft market and reduction in premium rates at renewal, your Company has registered a growth of 2.38%. For the first time in Indian market, we have launched P&I cover for coastal vessels of Indian Ship owners. Such business is being underwritten by foreign market due to non-availability of the product in India. We hope to retain this business within Indian market. Hull business has declined because of market conditions but with increase in oil prices and revival of energy business, prospects are good for the next year. Marine business generated by Foreign Offices is ₹ 33.50 Crore in Cargo and ₹ 7.60 Crores in Hull. The total Marine Business globally is ₹ 641 Crores. As a leader in Marine Hull & Cargo Insurance, we are committed to deliver the best service to its clients and therefore, number of initiatives are being undertaken for effective e-marine solution for issuance of Certificates/ Policies through Customer/Intermediary Portals and also for claims handling.

Despite reduction in premium rates, Marine Cargo Portfolio remains profitable. ICR for Marine Cargo Business was 51% in the year 2017-18. The efforts made towards claims management, risk management, careful underwriting and recovery has contributed to sustained profitability of the Portfolio. A Centralized Recovery System has been deployed on pilot basis for selected Offices with the intention of better handling of marine recoveries under subrogation.

Focus area for the next year will be towards faster disposal of claims to touch higher levels of customer satisfaction and also boost growth rates in marine line of business using IT infrastructure and innovation and maintaining balanced and healthy portfolio in marine department.

❖ **AVIATION INSURANCE**

Your Company continues to be the lead insurer for India's National Carrier Air India, Indigo Airlines, Go Air and Vistara. During the year 2017-18, we have been chosen as lead insurer for Spice Jet and increased our participation in Jet Air. New India has also been a preferred Insurer for HAL, the Aircraft Manufacturer and R&D organization, Indira Gandhi National Flying Academy, the flagship training academy of India and various other General Aviation Business.

With the advent of Government sponsored Regional Connectivity scheme, your Company has been the fore-runner in the two airlines that have taken off – Air odisha and Air Deccan. A few more are in the pipe line.

Your Company continues to be a preferred re-insurer in international market extending its support to around 170 Aviation Reinsurance Programs across the Globe, including Lufthansa, Singapore Airlines, Emirates Airways. Your Company has provided capacity as Quote Share Reinsurer to GIC Re London for their participation in Altitude Risk Partners Pool for enhancing its penetration in the Global Aviation Market.

❖ **MOTOR**

AUTO TIE-UP

Auto Tie-up has been a rich source of new motor vehicle business and New India has been able to tie up with motor dealers across India through partnership with major brands in the Indian market such as, Maruti Suzuki, Tata Motors, Hyundai, Ford, Royal Enfield, Honda Motorcycles and Scooters, Ashok Leyland, Volvo-Eicher, Mahindra & Mahindra, Yamaha etc. . This network thru centralized tie up has enabled us to source business through more than 4350 dealers. Besides more than 1550 dealers (other than OEM Tie ups) of private Cars, commercial Vehicles and two wheelers have tied up with New India offices directly for sale of motor insurance policies to their customers. Auto tie up has empowered New India to create a brand image of leading motor insurer in India who has been delivering value added services like; instant delivery of insurance policies & endorsements, seamless settlement of claim, TAT based delivery of services & cashless facility at dealer points. This has been possible through intervention of IT enabling our partner dealers to execute all such activities on portals available at each dealer point.

With the recognition of role of motor dealers as MISP – a recognized intermediary of motor insurance business – the auto tie up business has moved into a new era of regulated marketing of motor insurance through the dealers, in which New India has not only been able to migrate quickly and grow steadily in the new set.

The premium achieved by Auto Tie up Department in financial year 2017-18 is ₹ 2627.64 Crores as against premium of ₹ 2380.23 Crores in 2016-17. Along with increase in volume of business we have also been continuously focusing on control of ICR to create a comfortable business surplus.



❖ Motor Own Damage (O.D.)

Our company is maintaining number one position in Motor segment for the last four years. Overall Motor business grew at the rate of 19.6% during 2017-18 with Motor OD premium showing an accretion of 8.35% and Motor third party premium at 27.42% which is at par with industry growth rate

Motor OD business has shown profitable growth during the year and same trend is expected to continue in the coming years. Claim settlement in Motor OD segment has shown improvement which is at 94.2% as against target of 92%. Motor OD incurred claim ratio has come down considerably compared with earlier years. There are 34 claims hub which handle the claims of over 800 operating offices and company has tied up with over 1200 reputed motor workshop/garages to provide cashless service to retail customers.

❖ Motor TP Claims and Motor TP Claims Hubs

Your Company focuses on improving the performance in TP claims handling. This has resulted into reduction of OS claims from 1,56,490 in previous year to 1,47,997 at the end of FY 2017-18. Further, overall Claims Disposal Ratio increased to 36.99%, compared to 34% in preceding year

Keeping the current judicial view of the Hon'ble Supreme Court and High Courts in mind, the company has adopted the strategy to minimize the further litigation and thus number of claims under appeal or SLP before the Higher Courts have been reduced. The company targeted to settle the maximum number of fit claims by way of compromise and settled nearly 37% of total settled claims by way of compromise through Lok Adalat and other Conciliatory Mechanisms.

Information Technology aspect had remained the major area of focus during this year and considerable modifications were carried out in the system, which shall enable the user to monitor and manage the claims effectively.

❖ Solatium Fund

The Company is the Fund Manager of Solatium Fund for motor 'hit and run' accident cases. The fund balance as at 31st March 2018 is ₹ 80 crore backed up by earmarked short term investments. Both the fund and the investments are included in the financials of the Company as at 31st March 2018. The Solatium Fund will be maintained separately and not clubbed in the books of the Company from 2018-19 onwards

❖ MISCELLANEOUS AND LIABILITY INSURANCE

Your Company continues to be market leader in Liability Insurance for the eighth consecutive year. This year we achieved a domestic premium of ₹ 371.57 crores (gross) in the Liability line of business. Our milestones in Liability this year include being the first Insurer in the Indian Market to file Title Insurance. Your Company is also the preferred Insurance partners in the new emerging lines of Cyber Liability Insurance for Banks & Financial Institutions. We have forayed into issuing a Professional Indemnity Cover to cover Insolvency Resolution Practitioners as there is Personal Liability under Section 233 of the Insolvency and Bankruptcy Code 2016. We are also the proud Insurers of the prestigious Mumbai Trans harbour Project. The Miscellaneous Department continues to provide innovative corporate and retail products. The Pradhan Mantri Kaushal

vikas Yojanais a Special Group Personal Accident Scheme we have created for the technology trainees of the National Skill Development Corporation of India for a 3 years period.

❖ BROKERS AND BANCASSURANCE :

Bancassurance Channel is a business model which offers immense opportunities of business in the current scenario. We have Bancassurance partnership with 28 Banks which includes 5 PSU Banks i.e. Corporation Bank, Union Bank of India, Bank of India, Canara Bank and Punjab National Bank. Recently we also Tied up with Bandhan Bank and talks have been initiated with SIDBI as well as DBS Bank for Bancassurance Tie-Up.

Bancassurance channel registered a growth of 34% in 2017-18. We have provided Portal access to several Banks and also devised co-branded policies as per the Bank's requirement. The Bank Branches have also been mapped with our Offices throughout the country so that the channel potential can be fully utilized.

Your Company recognized the importance of the Broker channel at the early stages and has been conducting Technical Workshops for Brokers in different parts of the country to familiarize the Brokers with the latest Products of the Company. We have specialized offices across the country to provide service to Brokers. This channel has grown at 23% in this financial year and contributing 27% of the total business.

❖ AGENCY

The Agency channel constitutes largest share to the Company's Premium income and continues to be the most significant channel of business. Continuous efforts were made during the year for training and empowering Agents for better functioning and enhancing productivity of agents amidst increasingly stiffer competition in retail market. During the year, 9519 new agents were recruited, and various Reward schemes were implemented for agents in Motor, retail Health and Miscellaneous business. The Premium procured by Individual agents was ₹ 9602 Crores with growth of 16.85 % & ₹ 119 Crores through Corporate Agents other than Banks with 133% growth. All Operating offices have an Agent Manager whose role is to recruit and train agents and provide them sales and service support. During the year, 200 new Agent Managers were imparted training to better perform their role in nurturing and supporting agents and enhance their performance. Programs were also organized for CMD club agents and champion Agent Managers for enhancing their skills. Agent portal & App were improved further to make them more user friendly to enhance penetration and thrust in retail market. Constant encouragement and motivation supported by training significantly enhanced usage of agent portal and App. During the year, Portal access was enhanced to over 22700 agents and they issued 29.77 Lac policies generating Premium of Rupees 1710 Crores.

❖ RURAL AND SOCIAL SECTOR AND MICRO INSURANCE

Your Company is the pioneer Non-Life Insurance Company in insuring all types of assets and lives under Rural and Social Sector in the country. Company has been a major player in the Rural & Social Sector Insurance Business in India with a variety of products which suits the requirements of our rural mass. Insurance covers provided by the Company are need-

based/tailor made for the benefit of Rural and Social Sectors and Rural Insurance activities are village specific. We have participated in Centrally Sponsored Cattle/Livestock Insurance Schemes, Corporate Dairy schemes and State & District Level schemes, special Insurance Schemes like Drip Irrigation Policy, Agriculture Solar Pumpset Insurance Policy, KCC Master Policy etc. Your Company is empanelled by the Government of India, for implementation of our Hon. Prime Minister's Ambitious Insurance Programme for Indian Farmers i.e. PMFBY, Restructured Weather Based Crop Insurance Scheme (RWBCIS) & Unified Package Insurance Scheme (UPIS) since Kharif 2016. We are participating in the Tender process in various State Governments all over India. Your Company has successfully implemented PMFBY during Kharif 2017 in Tamil Nadu, Rajasthan, Gujarat & Uttar Pradesh & Rabi 2017-18 in Tamil Nadu & Uttar Pradesh.

❖ **RSBY & GOVERNMENT BUSINESS**

Social Security and healthcare assurance for all has been the motto of Government of India, and it has taken various steps in this regard. RSBY was launched in early 2008 and was initially designed to target only the Below Poverty Line (BPL) households but has been expanded to cover other defined categories of unorganised workers too.

Your Company is implementing RSBY schemes in various states of India. The company is also implementing various other government sponsored mass schemes like 'Bhama Shah Swasthya Bima Yojna' in Rajasthan, Megha Health Insurance Scheme in Meghalaya and so on. In Both the above-mentioned mass schemes, New India is the sole insurer for third year in a row. The 'RuPay Insurance program, providing Personal Accident cover to more than 43 Crore RuPay Cardholders, has been successfully implemented by your Company

❖ **PRADHAN MANTRI SURAKSHA BIMA YOJNA**

Pradhan Mantri Suraksha Bima Yojana (PMSBY) is a flagship scheme under the umbrella of Pradhan Mantri Jan Dhan Yojana (PMJDY). To achieve the motto of financial inclusion of Government of India, your Company has conducted various enrolment and awareness campaigns for PMSBY. We have tied-up with more than 200 banks for PMSBY and have settled more than 4600 claims keeping the disposal ratio consistently above 95%.

Your Company will continue to exhibit consistent growth with the help of such giant schemes.

❖ **ALTERNATE BUSINESS CHANNEL DEPARTMENT**

In line with the developments in the market your company has forayed into the online space and has been making rapid strides in this segment. Web aggregators who are predominantly changing the online landscape are in partnership with us along with the other channel partners.

Simplified products are being put up for sale to ensure ease of purchase. During the current year we have forayed into social media arena to enhance our visibility as well as to use this avenue to enhance our sales.

We are confident during the years ahead our sales through online channel will show a significant increase keeping in view the current market developments.

❖ **CORPORATE SOCIAL RESPONSIBILITY INITIATIVES**

Complying with the provisions of the Companies Act 2013, CSR committee of the board was constituted in September 2014 with a mission to achieve our vision "to strive to transform India into a Risk Aware Society from being a Risk Averse Society" by integrating social, environmental and health concerns of the Indian Society into Company's overall CSR Policy and Programme.

The thrust of our CSR activities is on capacity building, empowerment of communities' inclusive social economic growth, environment protection, promotion of green and energy efficient technologies, development of backward regions and up-liftment of the marginalized and under privileged sections of the society. Procedure was formulated and guidelines were issued for ease of CSR activities.

Some of the notable CSR projects where in your Company participated were with organizations like Swachh Bharat Mission, Kedarnath Utthan Charitable Trust, Vivekananda Rock Memorial and Vivekananda Kendra in North East, Akshaya Patra in Uttar Pradesh, Science and Technology Park in Pune, Apparel Made-ups & Home Furnishing Sector Skill Council for Skill India in Himachal Pradesh, Aim For Seva in Orissa, Disabled Welfare Trust of India in Gujarat, Ramakrishna Mission Ashram's Solar System Installation in Chennai.

❖ **CUSTOMER CARE**

Customer Care Department is functioning well at Company's Corporate Office as well as all Regional Offices. Dedicated Customer Care Nodal Officers are working in all the operating offices throughout the country for extending quality service to the Policyholders and the prospects. Online information on the Company's products are provided in the website <https://newindia.co.in> for the benefit of the public.

The Company's Call Centre established in 2010 forms an integral part of Customer Relationship Management Activity. The toll free number of the company 1800-209-1415 is available to the customer 24*7 for inquiries of various Products, Claims and Grievances, both in Hindi and English. Service Requests for further follow up are replied/resolved by company's operating offices. This initiative and endeavor of 'Customer Service' is a key and vital element of our business strategy for a continuous and progressive growth in the General Insurance Industry, with value added products matching the Customers' needs and requirements.

Grievances received orally, over telephone or in writing are registered by us in the CRM Module. Customers can register their grievance through our website <https://www.newindia.co.in/portal/#/home>. Customer grievances received by IRDA gets registered in IGMS. Our CRM Module is integrated with IGMS on real time basis. We also receive customer grievances registered in Centralized Public Grievance Redress and Monitoring System (CPGRAMS) portal and National Consumer Helpline portal. We resolve the grievances, intimate the customers and post the resolution through the portal.



The Grievance Redressal position for the period 1.4.2017 to 31.3.2018 is as under :

Outstanding grievances as on 31/03/2017	38
Registered (From 01.04.2017 to 31.03.2018)	4864
Resolved (From 01.04.2017 to 31.03.2018)	4902
Outstanding as on 31.03.2018	0
Disposal Ratio	100%

✦ ENTERPRISE RISK MANAGEMENT

Enterprise Risk Management department (ERM) is an emerging department established at Company's corporate office with its wings at all Regional Offices and Large Corporate Broker Offices represented by ERM Nodal Officers. Efforts are in full swing to complete the ERM Project by implementing a suitable ERM software system.

1. The Risk Appetite statement (RAS) of our company identifies key risk obstructing our strategic objectives and helps the company to maintain a tolerance/threshold limit for acceptance of such risk.
2. The TOP RISK register focusing on 10 key risk areas of our company includes a range of Key Risk indicators helps to measure the intensity of risk and suggest taking appropriate risk mitigation measures.
3. The RAS and the TOP RISK register have been approved by the Risk Management committee (RMC).
4. Incident Reporting (Operational loss reporting) circular was issued to all the HO departments and RO's/LCBO's to report six types of incidences that cater to operational losses.

To create and spread awareness on the domain ERM, various initiatives like ERM Desktop wallpapers, ERM Quiz and ERM Mailers were held. ERM refresher training and Cyber risk training was held for Chief Managers and ERM SPOCS to embrace them continuously on the risk domain.

Business Continuity Management - Establishing Business Continuity Management process is a sub-part of ERM dept that focuses on mitigating the business continuity risk during exigencies.

1. Following the mandate of RMC & based on instruction of ERM Dept, all the RO's & LCBO's have conducted Fire Safety Audit of their offices to ensure safety of employees, systems and premises.
2. Recovery Procedure Document, a single pager guide during the emergency times, have been implemented across all the RO's & LCBO's. The RPD implementation at all other offices is under progress.
3. Evacuation Mock drill was conducted in one of the Mumbai RO on a pilot basis to test the readiness of the said premises to respond in case of emergency. Similar exercise was replicated in few other RO's. BCP training was provided to Fire Prevention Officers nominated at HO.

The following functions were also performed under ERM framework: -

- The Revised Corporate Anti-Fraud Policy 2018 was approved by Board and adopted by our company recently.

- The Outsourcing activities of our company for the FY 2017-18 have been reported as per Outsourcing Guidelines, 2017 to IRDAI in the specified format.
- Information and Cyber Security is also a focal point in Risk management and is being addressed by various measures at people, procedures and technology levels in coordination with IT dept.
- The Chief Risk Officer reports to the Risk Management Committee of the Board periodically to update on the progress of the ERM departmental activities.

✦ CLAIMS MANAGEMENT

Your Company carried out various activities throughout the year as under :

1. Regular monitoring right from the beginning of the financial year was done by targeting settlement of claims based on the age-wise analysis.
2. For claims that were falling in more than one year category, special focus was done
3. To equip our claims processing officials with technical knowledge and to improve their customer care skills, training programmes were held at the College of Insurance. Total six batches of training were held and 150 participants were imparted training.

	Non Suit	Suit	Total
Number of Claims OS as on 01.04.2017	137150	167205	304355
Number of Claims Intimated during 2017-18	4576487	296254	4872741
Number of Claims Settled during 2017-18	4587425	305670	4893095
Number of Claims OS as on 31.03.2018	126212	157789	284001
	Non Suit	Suit	Total
Claims OS for less than 3 months	106642	7651	114293
Claims OS for more than 3 months but less than 1 year	18439	26609	45048
Claims OS for more than 1 year	1131	123529	124660

✦ MANAGEMENT OF NON SUIT CLAIMS

Parameter	31.03.2016	31.03.2017	31.03.2018
No of claims O/s	96424	137529	126212
Amount of claims O/s	₹ 4055 cr	₹ 4769 cr	₹ 5097 cr
No of claim O/s for more than one year (Excl.GA and Coinsurance)	2114	1261	786
Non Suit Claim Settlement Ratio	96%	97%	97.32%

✦ MARKETING DEPARTMENT

Your Company has once again displayed its leadership by retaining number one position in the insurance industry with a total of 15.06% market share.

Our marketing team of development officers contributed with a remarkable share of premium of ₹ 4821.71 Crs. Our business associates also contributed more than ₹ 272.88 crs premium for the FY-2017-18.

CMD Club for AO (D), AM (D) was formed and its first convention was held at Coimbatore and convention of Development Officers' CMD Club was held at Hyderabad to felicitate the stars performers. Development Officers incentives for the FY-16-17 were paid through incentive module.

Special 3 days residential training programme for development officers' CMD club members for 2017-2018 was arranged in association with Tata Institute of Social Sciences (TISS) at four major centres across India. The department undertook 3 Days Residential Training Programme on Effective Marketing Skill & Customer Service for more than 300 Divisional & Senior Divisional Managers all over India. The training programme was arranged at Insurance Institute of India, BandraKurla Complex, Mumbai.

✦ **CORPORATE COMMUNICATION DEPARTMENT**

Press conferences were organized to apprise the media fraternity of our various financial achievements, and also the launch of New Global Mediclaim Policy during the year. Wide coverage of our achievements, carried out by all the leading publications, boosted brand image of our company.

Your Company organized foundation day programme successfully with guest speaker, Mr. Amitabh Kant, CEO, Niti Aayog and a number of media persons attended the event. In addition to effective use of traditional outdoor media; new methods like Digital Advertising on platforms such as Google Ads, Digital platform of TOI, Dainik Bhaskar, Railway Online Ticketing Portal – irtc and E.mailers were also used to reach out to maximum customers. New Hoardings and Glow signs in over 150 displays have been placed at prominent Airports, Road junctions, Highways, Railway stations and Bus stands throughout the country to increase our visibility. Advertisements were also displayed on moving media like Mumbai and Delhi Metro trains, Kolkata Nano Trams, buses, containers and also on digital screens on railway platforms. Inside airport branding was taken on all the major Airports with addition of displays on 7 airports - Coimbatore, Madurai, Bhubaneswar, Lucknow, Bhopal, Dehradun and Goa Airport. Also branding inside 34 Aircrafts of Go Air Flights was done.

Effective use of electronic media - T.V. to create Pan India awareness of our Brand through some of the niche channels to create awareness about our Motor and Health products especially our newly launched health product Global Mediclaim .

We sponsored a number of customer seminars, public awareness camps sports, musical, cultural events and fairs, exhibitions & regional festivals to reach the masses to expand our base.

✦ **RIGHT TO INFORMATION ACT**

The Right to Information Department was set up at Head Office in 2005. It processes the requests for information from Citizens all over the country and adjudicate on appeals promptly and efficiently. The department continues to facilitate the principles of transparency and accountability, in

conformity with the objectives of the RTI Act. The Central Public Information Officers (CPIOs) of 31 Regional Offices and 7 Large Corporate Broker Offices (LCBOs) also contributed to the promotion of the ideals of the Act, under the umbrella of RTI Department at Head Office.

With a view to maintaining uniformity, consistency and improved standard of compliance, the function of First Appellate Authority is centralized at Head Office. In compliance with the directive of CIC, your Company has appointed Transparency Officer in the rank of General Manager.

As per the directives of Ministry of Personnel, Public Grievances and Pensions, DoPT, New Delhi, we have extended the facility of RTI Web Portal w.e.f. 20.07.2016 under the administrative control of Department of Financial Services (DFS). It is a citizen interface which facilitates Indian Citizens to file RTI applications and First Appeals online and also to make online payment of RTI fees.

During the year 2017-18 the total (including online) number of RTI Applications received is 2411 and First Appeals is 375. In compliance with the CIC guidelines / RTI Act, the Company's official website is up-dated from time to time, disclosing and uploading maximum information under xvii points as mandated under the provisions of Section 4(1)(b) of the RTI Act, 2005.

✦ **ANTI MONEY LAUNDERING**

Your Company has been complying with the Prevention of Money Laundering Act (PMLA) 2002 since it has been made applicable to insurance companies w.e.f. 01.08.2006. Amendments issued by IRDAI are adopted by the Board from time to time. The Principal Compliance Officer posted at Corporate Office monitors the compliance of AML guidelines.

✦ **INDUSTRIAL DISPUTES AND DISCIPLINE**

Your Company has strived to impart massive Training on CDA Rules 2014 across the board to bring about awareness on Misconducts, Prohibitions and Restrictions to ensure better IR climate in the Organization.

In order to ensure strict adherence to a climate of discipline, the Company has viewed all instances of Unauthorised Absences cases seriously and appropriate actions are taken.

The Board of your Company has approved the policy on Prevention, Prohibition and Redressal of Sexual Harassment at Workplace. Internal Complaints Committee (ICC), which consists of Chairperson (Women employed at Senior Level), two members amongst the employee committed to cause of women and one member from NGO or Association at Head Office and all Regional offices has been set up to redress complaints received and to promote a work environment that is safe, secure and free of any form of harassment at Workplace .

Submission of On-line Annual Property Returns have been further streamlined and has since achieved optimum efficacy.

There has been no labour unrest nor and any severe IR problem during the Financial Year due to proactive approach of Senior Management at Head Office as well as the Regional Offices.



❖ INFORMATION TECHNOLOGY

The year saw our ICT to take another leap forward and we augmented our IT infrastructure keeping in mind agility and security as the prime drivers and now have a state of the art infrastructure to cater to the growing needs in the coming years. We have also introduced compute in the Near site to ensure that there is no disruption in our internet facing applications should there be any contingency in the DC. We are amongst few enterprises in the country today for having introduced the Software Driven Network infrastructures in DCs. With this robust modern infrastructure in place we were able to garner a total Indian premium of ₹ 22719 crore. Digital premium increased from 15% to 18.95%, amounting to ₹ 4302 crore, an accretion of 47%, as compared to the previous year amount of ₹ 2927 crore. The giant strides made were visible in the agent's portal which doubled in the portal usage from ₹ 763 crore to ₹ 1691 crore. With this robust infrastructure in place, we were able to issue 29.7 MN policies and settle 4.9 MN claims. The year also saw a major focus and direction towards improving security of our ICT infrastructure across our wide spread of offices and many measures taken included beefing up security from End points to the Database and Data centres. We have introduced Biometric as a two factor authentication for all our employees in system usage. Security is an ongoing process and we have to always be on the guard and are taking the required measures and guidance given by Government Agencies and Regulator. We also completed the Security Audit as envisaged by IRDAI.

Our focus going forward in technology is from the enterprise to the customer and Agents. With this in mind, we have enabled various features for customer to login claims, to the Agents we have provided many new features to manage claims, appointments calendar, alert notifications etc. We have also changed the look and feel of our website and portal to make it more appealing and customer oriented. We hope to do more in the coming year in this direction with introduction of a chatbot and the paperless claims processing. The year also included moving towards advanced Business Analytics from the traditional BI with a Data Visualisation tool an envisage extensive usage in the years to come for better analytics and empowerment of Business Owners in their decision making. With our relentless pursuit to transform ourselves into a technology-driven company, the aim is to keep the customer in the centre of our enterprise and to create a working environment which is superlative to all stakeholders.

❖ HUMAN RESOURCES DEVELOPMENT AND PERSONNEL STAFF WELFARE SCHEMES

In line with the tradition of keeping the interest of its employees foremost, the Company has continued to implement welfare schemes for its employees. Active as well as retired employees along with their dependent and non-dependent family members are covered under Group Staff Mediclaim Policy covering all kinds of diseases with minimal exclusions, Group Personal Accident Policy providing 24 hours cover to employees against accidental death or permanent disablement, Group Savings Linked Life Insurance, Group Term Life Insurance, Employees Deposit Linked Life Insurance, Lump sum payment for Domiciliary Medical Treatment, Group Baggage Policy, Education Advance Scheme for children of employees to pursue quality

education, Housing Loan at subsidized rate of interest, Medical Check-up facility to Manager and above cadres, Director's Mediclaim Scheme for reimbursement of medical expenses of active as well as retired Directors along with their dependent family members etc.

The Company provides Ex-gratia relief scheme to its employees which provides for reimbursement of medical expenses beyond the Mediclaim cover. Special leave is sanctioned and medical expenses are reimbursed if employee meets with accident whilst on duty which is in addition to the 24 hours Personal Accident cover provided to employees. Special leave is also granted for participating in National & International sports events including Mountaineering, Expedition and Trekking events. Employees are encouraged for pursuing higher post graduate academic courses for which financial assistance is provided.

Other welfare schemes like Vehicle Loans at subsidized rate of interest, Leased accommodation to all cadres of employees, Retirement Benefit and Death Relief Schemes managed by Mutual Benefit Society for employees, Leave Travel Subsidy, Labour Welfare scheme are provided.

In order to facilitate more transparency and expeditious settlement, the Company has implemented online access for all its employees for availing the benefits and necessary training has also been imparted to them.

HUMAN RESOURCES

Employee strength as on 31st March 2018

Category of Employees	Male	Female	Total
Class I	5568	2141	7709
Class II	960	39	999
Class III	5710	1929	7639
Class IV (Excluding Part Time Sweepers)	1121	400	1521
Part Time Sweepers	10	2	12
TOTAL	13369	4511	17880

RECRUITMENT AND RESERVATION

Number of employees recruited during 2017-18

Category of Employees	SC	ST	OBC	Total*	Ex-Servicemen	PWD
Class-I	43	16	83	300	1	7
Class-II						
Class III	139	54	222	938	69	34
Class IV (Excluding Part Time Sweepers)	7	6	4	20		
Part Time Sweepers						
TOTAL	189	76	309	1258	70	41

* Ex-Servicemen and PWD included in Total

Representation of Scheduled Caste and Scheduled Tribe employees under various cadres as on 31.03.2018

Category/ Level	Total Number	Number and Percentage			
		SC	%	ST	%
Class-I	7709	1590	20.63%	617	8.00%
Class-II	999	97	9.71%	38	3.80%
Class III	7639	1611	21.09%	586	7.67%
Class IV (Excluding Part Time Sweepers)	1521	745	48.98%	130	8.55%
Part Time Sweepers	12	9	75.00%	0	0.00%
TOTAL	17880	4052	22.66%	1371	7.67%

Your Company Strictly adheres to Brochure provisions and Government DoPT guidelines regarding reservations and concessions in the matter of recruitment and promotion and safeguards the interest of employees belonging to SC/ST/OBC/PWD and Ex-servicemen.

Pre-promotional training programs were duly organised for all eligible SC/ST/OBC employees for promotion to various cadres. Similarly, for Class III and Class III to I promotional exercise, pre-promotional training is imparted to SC/ST/OBC employees under Dr. B. R. Ambedkar Welfare Trust. Regular training programmes are conducted on personality development, stress management, motivation etc. for SC/ST employees of various cadres. Various benefits under Dr. B. R. Ambedkar Welfare Trust have been given to SC/ST/OBC employees. SC/ST/OBC employees have been nominated for NIA, Pune training programmes on a regular basis.

Pre-recruitment training programmes were also arranged for SC/ST/OBC candidates at various centres on all-India basis.

A separate reservation cell is actively functioning at Head Office and Regional Office level for SC/ST/OBC/PWD/Ex-servicemen employees. A Liaison Officer under the charge of Chief Liaison Officer manages this cell at Head Office, whereas, Assistant Liaison Officers head the cells at various Regional Offices.

A well-defined mechanism has been provided under which, on yearly basis, the Liaison Officer from the Head Office inspects the Rosters pertaining to recruitment and promotions at all Regional Offices. The inspection report with observations of Liaison Officer, are put up to the Chief Liaison Officer & General Manager (Personnel) for further directions and sent back to the respective Regional Offices with necessary advices. Based on the inspection report, action is taken by the concerned Regional Offices in co-ordination with the Head Office to rectify shortcomings in procedure, if any, observed by the Liaison Officer.

Special attention is given to complaints/grievances raised by SC/ST/OBC employees and they are resolved within shortest possible time-frame.

Your Company is providing financial support on behalf of Dr. B. R. Ambedkar Welfare Trust, to various SC/ST/OBC welfare activities. On the eve of Mahaparinirvan Day i.e. December, 6th every year these welfare activities are supported to observe the death anniversary of Dr. B.R. Ambedkar at Chaitya Bhumi, Dadar.

GENDER ISSUES AND EMPOWERMENT OF WOMEN

Your Company has a strong women force and provides adequate opportunities for self and career development. A significant number of women Officers, as on 31.03.2018, are holding senior positions in our Offices:

General Manager	2
Deputy General Manager	6
Chief Manager / Regional Manager	19
Divisional Manager / Sr. Divisional Manager	53
Branch Manager / Sr. Branch Manager	65

- Women executives are nominated for various programmes organized by Forum of Women in Public Sector (WIPS)
- Women Officers are also nominated in large numbers to the Programme for Women Managers conducted by National Insurance Academy, Pune
- Women's Committees are constituted at Head Office and various Regional Offices and are actively involved in resolving all gender-related issues/cases referred to them
- The International Women's Day was celebrated on March 8th, 2018 in all Offices across the country. Seminars were organised at various centers on topics such as Women Entrepreneurship, Stress Management, Work-Life Balance, Mental & Physical Health, Nutritious diets, Rights of women under various laws of the country, and new law for protection of the women at workplace etc.



TRAINING :

In the competitive scenario of the insurance industry of present times, it is of utmost importance to keep our employees abreast of the changes and to develop their insurance skills both in underwriting and claims settlement. Keeping this in mind, the Company conducts regular training programs. Your Company also nominates employees for various training programs organized by external institutes from time to time. The focus of the trainings are on policy awareness, technical matters, specialized topics, marketing strategies, IT, personality development etc. Apart from emphasizing on mainstream training, the Company encourages the nominations in alternate training programs, as arranged for homogenous group of employees. Women employees are also nominated to specialized training programs like the Women Managers Training Programme. Pre-promotional training had been imparted to all eligible SC/ST/OBC employees of all cadres. Pre-recruitment training had been imparted to all SC/ST/OBC applicants. Based on our study of previous nominations, the system of Training Nominations have shifted from nomination-based to employees' work profile based, i.e., the employee is nominated for training relevant to his line of working. Every effort is made to limit the training of an employee to two in a year, so that maximum number of employees get the opportunity to be trained

Apart from above, various Departments at HO conducted homogeneous training programmes to respective employees based on their work profile. Marketing Dept, HO arranged Training to the Operating Office Heads; Agency Dept, Rural Insurance and Claims HUB Departments, HO imparted Training to Agents Managers and respective Dept- Officials.



❖ OFFICIAL LANGUAGE IMPLEMENTATION

The Official Language Department works as per the guidelines issued by the Official Language Department of Ministry of Home Affairs and Financial Services Department. According to these guidelines all the offices of the company are required to make all possible efforts to increase Official Language Implementation work and explore in the area of Official Language. Hindi Workshops were organized, Inspections were done of all the Regional/operating offices, Hindi Diwas was organized, trainings were held to motivate and increase the interest of the Official language hindi among the employees.

❖ INTERNAL AUDIT

Internal Audit has been playing a vital role towards strengthening the Corporate Governance and complying with management objectives to improve and strengthen internal controls.

Internal Audit functions comprises of examining, evaluating and reporting to the Management on adequacy of internal controls, effective and efficient use of resources in the best possible manner to guard against the leakage of revenue. IAD has ensured that all operating offices are audited at least once in the financial year. The Department has also conducted regular audits of their Regional Offices, Claims Hubs, Broker DO, LCBOs, Auto tie-up offices & HO Departments and monitor financial transactions, quality underwriting and adequacy of provisions.

Internal Audit Dept. has been instrumental in detecting and reporting to the Management for rectification of systems and procedural lapses. The Internal Audit Department (IAD) has also helped in enhancing the performance of Audit Compliance Cells at the various operating offices for speedy resolution of pending audit queries – both internal and CAG.

During the Financial Year, maximum stress was given towards resolving pending queries. At the end of the financial year, the observations of the IAD is consolidated in the form of Annual Report.

In addition to laying emphasis on adherence to various systems and procedural lapses, more stress has been given for strengthening the audit compliance mechanisms and initiating fresh interventions to ensure elimination of recurring system & procedural lapses. In addition to HO level Audit

Workshops, Internal Audit Department at Regional Offices is conducting quarterly workshops for resolving maximum number of pending queries.

❖ LEGAL & CONSUMER FORUM

The legal matters other than T.P claims, pertaining to Consumer Fora cases/Supreme Court cases and Arbitration cases in coordination with respective Technical Departments at Head Office.

The procedure for handling Arbitration and consumer disputes has been streamlined to help proper defense and quicker resolution of cases. Delhi Legal Hub handles National Commission/Supreme Court cases and State Commission/District Forum cases are handled by respective Regional Offices/Legal Hubs/Divisional Offices.

Encouraging and monitoring compromise in consumer disputes have resulted in improvement in suit claim disposal to 28% as against 25% in previous year. The Department has also sensitized handling officials on more effective handling of forum cases through personal visit, workshop in Regional offices and All India Conference.

The Department strives towards achieving the twin objective of minimizing fresh reporting of cases by handling claims, keeping in mind the trend of Consumer courts and faster disposal of pending cases which will improve the customer satisfaction index of the Company.

❖ VIGILANCE

The Vigilance Department is headed by Chief Vigilance Officer & focuses on Preventive Vigilance with an objective of systemic improvements which besides reducing corruption also lead to better operational results. It is a tool of management & good governance & is aimed at identifying, tackling / addressing the root cause of corruption within the organization.

Towards this end, Preventive Vigilance Workshops were conducted at 180 offices and Surprise Inspections were carried out at 550 offices. Recommendations were also made for systems improvement. Vigilance Awareness Week was observed from 30th October to 4th November, 2017. The theme for the year was "My Vision – Corruption Free India". The theme was reinforced across the cross section of society by organizing Quiz Competition, Essay Writing Competition, Workshops pan India across various educational institutions.

❖ PARTICULARS WITH REGARD TO EMPLOYEES DRAWING REMUNERATION IN EXCESS OF RUPEES ONE CRORE TWO LAKH PER ANNUM IF EMPLOYED THROUGHOUT THE YEAR OR EIGHT LAKH FORTY THOUSAND PER MONTH IF EMPLOYED FOR PART OF THE YEAR.

SR. NO.	NAME OF THE EMPLOYEES	SERVICE IN YRS	DESIGNATION	REMUNERATION	QUALIFICATION	DATE OF JOINING	AGE	LAST EMPLOYMENT HELD	PLACE
1	PHILIP SCOTT	39	CHIEF UNDERWRITER	1,27,39,131	ACII	1.8.2011	59	Assicurazione Generali Spa	LONDON
2	JAMES DEY	33	TREATY UNDERWRITER	1,78,34,779	ACII	19.9.2011	52	BRIT	LONDON

❖ SECRETARIAL STANDARDS

During FY 2018, the Company was in compliance with the applicable Secretarial Standards issued by the Institute of Company Secretaries of India with respect to Board and General Meetings.

❖ SIGNIFICANT AND MATERIAL ORDERS PASSED BY THE REGULATORS OR COURTS OR TRIBUNALS IMPACTING THE GOING CONCERN STATUS OF THE COMPANY AND ITS FUTURE OPERATIONS.

There are no significant and/or material orders passed by the Regulators or Courts or Tribunals during FY 2018 impacting the going concern status of future operations of the Company.

The Company received an order from Competition Commission of India imposing a penalty of ₹ 25107 lakhs in 2015-16. The Company contested against the order in Competition Appeal Tribunal and the Tribunal awarded penalty of ₹ 20 lakhs as against ₹ 25107 lakhs of CCI order. The penalty was paid in January 2017. CCI has appealed against the order of the Tribunal at the Apex Court and the case has been admitted in the Apex Court in March 2017.

❖ **INDEPENDENT DIRECTORS**

All Independent Directors have given declarations that meet the criteria of independence as laid down under Section 149(6) of the Companies Act 2013, SEBI (Listing Obligations & Disclosure Requirements) Regulations 2015 and 'fit and proper' declaration as laid down under Corporate Governance guidelines of IRDAI.

❖ **LISTING OF EQUITY SHARES**

During FY 2018, The New India Assurance Co. Ltd. completed its Initial Public Offer ("IPO") by way of Offer for Sale up to 9,60,00,000 Equity Shares of face value of ₹ 5 each of the Company by the selling shareholder Government of India and Fresh Issue of 2,40,00,000 equity shares of face value of ₹ 5 each.

The shares of the Company were listed on National Stock Exchange of India Limited (NSE) and BSE Limited (BSE) on November 13, 2017.

❖ **BOARD EVALUATION**

Pursuant to the provisions of the Companies Act 2013 and guidelines for insurance companies issued by Insurance Regulatory and Development Authority of India (IRDAI), the Board has carried out an annual performance evaluation of its own performance. The Evaluation has been carried-out as per the criteria approved by the Nomination and Remuneration Committee.

❖ **AUDITORS REPORT**

The replies to the qualification made by the Statutory Auditors in their report is attached as Annexure to the Directors Report.

❖ **SECRETARIAL AUDITORS**

Pursuant to provisions of Section 204 of the Companies Act 2013 and the Companies (Appointment and Remuneration of Managerial Personnel) Rules 2014, the Company had appointed S.N.Ananthasubramanian, Practising Company Secretary to conduct Secretarial Audit Report is annexed herewith as Annexure. There are no qualifications, reservation, adverse remark or disclaimer made by the auditor in the report save and except disclaimer made by them in discharge of their professional obligation.

❖ **INTERNAL FINANCIAL CONTROL AND ITS ADEQUACY**

The Board has adopted policies & procedures for ensuring the orderly & efficient conduct of its business, including adherence to the Company's policies, the safeguarding of its assets, the prevention & detection of fraud, ever reporting mechanisms, the accuracy and completeness of the accounting records and the timely preparation of reliable financial disclosures.

❖ **RELATED PARTY TRANSACTIONS**

Your Company undertakes transactions with related parties in the ordinary course of business. The details of related party transactions are disclosed under Notes to Financial Statements for FY 2018.

Board approved policy on Related Party Transactions has been hosted on the website of the Company and can

be viewed at the below link: "<https://www.newindia.co.in/cms/755da005-5d81-4145-bfe3-43b8f82caecf/Related%20party%20Policy.pdf?guest=true>".

❖ As required U/s 134(3)(ca) of the Companies Act 2013, no frauds have been reported by the auditors

❖ **INSURANCE REGULATORY AND DEVELOPMENT AUTHORITY OF INDIA (IRDAI)**

The Company being a General Insurance Company, its working and functions are governed by the regulations of Insurance Regulatory and Development Authority of India. The Accounts of the Company are drawn up according to the stipulations prescribed in the IRDA (preparation of Financial Statements and Auditor's Report) Regulations 2002 and as amended from time to time.

❖ **FINANCIAL RATING**

AM Best Company has reaffirmed the Financial Strength Rating of A-(Excellent). The rating reflects the Company's favorable investment results, strong solvency ratio and its strong presence in domestic and overseas markets.

CRISIL has reaffirmed its 'AAA/Stable' rating of The New India Assurance Company Ltd. indicating that the Company has the highest degree of financial strength to honour its policyholder's obligations. The rating continues to reflect the Company's leadership position in the Indian General Insurance industry, its healthy capitalization, sound asset quality and comfortable liquidity.

❖ **FOREIGN EXCHANGE EARNING & OUTGO AND OTHER INFORMATION**

The particulars of Foreign Exchange earnings/outgo as required by the Companies Act under Section 217(1)(e) is given below :

Earnings : ₹ 574.28 crores (p.year ₹ 369.68 crores)

Outgo : ₹ 648.15 crores (p.year ₹ 582.51 crores)

The earnings included all receipts denominated in foreign currencies in respect of premium, recovery of claims, outward commission and investment earnings. The outgo comprised all payments in foreign currency in respect of outward premium, claims on reinsurance accepted, commission and expenses of management.

Expenses on (a) Entertainment (b) Foreign tours and (c) Publicity and Advertisement amounted to ₹ 1,04,40,855 (P.Y.1,11,69,220); ₹ 1,74,63,104 (P.Y. ₹ 2,37,85,462) and ₹ 63,09,71,503 (P.Y. ₹ 60,45,07,128) respectively.

❖ **CONSOLIDATED FINANCIAL STATEMENTS**

Provisions regarding Financial Statements are laid down under Section 129 of the new Companies Act 2013. As per the provision of Section 129 (2) of the said Act, at every Annual General Meeting of a company, the Board of Directors of the Company shall lay before such meeting financial statements for the financial year. Section 129(3) of the Companies Act 2013 provides that where a company has one or more subsidiaries, it shall, in addition to financial statements provided under sub-section (2) of Section 129, prepare a consolidated financial statements of the company and of the subsidiaries in the same form and manner as that of its own which shall also be laid before the Annual General Meeting of the company along with the laying of its financial statements under Sub Section (2) of Section 129.

As per the above section, the Company is required to prepare financial statements as above.



- ✦ The subsidiary accounts of the Company can be viewed in the below mentioned link : <https://www.newindia.co.in/portal/aboutUs/Investors/FinancialsResult>

✦ CORPORATE GOVERNANCE

Your Company is fully committed to follow sound corporate governance practices. The Company's Board is constituted in compliance with CA 2013, in accordance with SEBI (Listing Obligations & Disclosure Requirements) Regulations 2015 and IRDAI Corporate Governance guidelines 2015. The Board comprises of Corporate governance refers to the set of systems, principles and processes by which a company is governed. They provide the guidelines as to how the company can be directed or controlled such that it can fulfill its goals and objectives in a manner that adds to the value of the company and is also beneficial for all stakeholders in the long term. Stakeholders in this case would include everyone ranging from the board of directors, management, shareholders to customers, employees and society. The management of the company hence assumes the role of a trustee for all others.

The Board meets at least once a quarter to review the quarterly, financial, and operational and investment performance of the Company. The company's philosophy on corporate Governance lays strong emphasis on transparency, accountability and integrity. Corporate governance is concerned with the establishment of a system whereby the Directors are entrusted with responsibilities and duties in relation to the directions of corporate affairs. It is concerned with accountability of who are managing it. It is concerned with morals, ethics, values, parameters, conduct and behavior of the company and its management.

The Board functions either as an entity per se, or through various committees constituted to oversee specific operational areas. There is an appropriate mix of Executive, Non-Executive and Independent Directors to maintain the independence of the Board. None of the Directors are related to any other Directors or employees of the Company.

Mr. Sharad S. Ramnarayanan Appointed Actuary of the Company is a permanent invitee to the Board meeting.

✦ BOARD OF DIRECTORS

The Board underwent the following changes in its composition since the date of last directors' report, i.e., 30th April 2017:

- Cessation of Ms T.L. Alamelu as Director w.e.f. 31st May 2017
- Cessation of Mr. Arun Tiwari as Director w.e.f. 30th June 2017.
- Appointment of Mr. Anil Kumar as Whole Time Director w.e.f. 20th June 2017.
- Appointment of Mr. P. Ramana Murthy and Mr. Neelam Damodharan as Ex-Officio Directors on the Board w.e.f. 14th August 2017.
- Appointment of Ms Papia Sengupta as Ex-Officio Director on the Board w.e.f. 27th September 2017.
- Appointment of Mr. S.K. Banerjee, Mr. S.K. Chanana and Mr. Kuldip Singh as Non Official Directors w.e.f. 29th September 2017.
- Cessation of Mr. Mohd. Mustafa as Director w.e.f. 3rd October 2017.
- Appointment of Mr. Lok Ranjan as Government Nominee Director w.e.f. 3rd October 2017.
- Cessation of Mr. Lok Ranjan as Government Nominee Director w.e.f. 24th May 2018.
- Appointment of Mr. Mohd. Zafir Alam as Director w.e.f. 30th January 2018.
- Appointment of Mr. Debasish Panda as Government Nominee Director w.e.f. 24th May 2018

The composition of the Board of Directors as on 31.03.2018:

- Mr. G. Srinivasan, Chairman-cum-Managing Director. He is an Associate of Institute of Cost Accountants of India and a Fellow of Insurance Institute of India. Nature of expertise is insurance & Finance.
- Mr. Lok Ranjan, Government Nominee Director. He holds masters' degrees in public administration and mechanical engineering. Nature of expertise is in Public Administration being an IAS Officer.
- Mr. Hemant G. Rokade, Whole Time Director. He holds a bachelor's degree in commerce from University of Bombay and a master's degree in commerce from University of Bombay. Nature of expertise is in Insurance & Finance.
- Mr. Neelam Damodaran, Non Executive (Independent Director) . He holds a bachelor's degree in science from Acharya N.G. Ranga Agriculture University (earlier known as Andhra Pradesh Agriculture University), and holds a Diploma in Financial Management from University of Mumbai . He is also a Certified Associate of Indian Institute of Bankers. Nature of expertise is in Banking and Finance
- Mr. P Ramana Murthy, Director. He holds a bachelor's degree in science (agriculture) from Allahabad University. He is also a Certified Associate of Indian Institute of Bankers. Nature of expertise is in Banking and Finance.
- Ms. Papia Sengupta, Non Executive (Independent Director). She holds a bachelor's degree in science from University of Calcutta and a Post Graduate Diploma in Financial Analysis from the Institute of Chartered Financial Analysts of India. Nature of expertise is in Banking and Finance.
- Mr. S. Chanana, Non Executive (Independent Director). . He holds a Master's degree in Economics from Delhi School of Economics, Delhi University and a Bachelor's degree in Law from Delhi University. He also holds a Post graduate Diploma in International Trade from Indian Institute of Foreign Trade, New Delhi. He is also an Associate Member of the Institute of Company Secretaries of India and an Associate Member of the Insurance Institute of India. Nature of expertise is in Insurance and Finance.
- Mr. Kuldip Singh, Non Executive (Independent Director). . He holds a bachelor's degree in science in agriculture from Himachal Pradesh University and a post graduate diploma in shipping and export management from National Institute of Shipping and International Trade. Nature of expertise is in Insurance, Agriculture and Finance.
- Mr. S.K. Banerjee, Non Executive (Independent Director). He holds a bachelor's degree in commerce. He is also a fellow member of the Institute of Chartered Accountant of India. Nature of expertise is in Audit and Finance.

❖ DETAILS OF DIRECTORS AS ON MARCH 31 2018 AND ON THE DATE OF 99th ANNUAL GENERAL MEETING:

Name	Designation	Qualifications
G Srinivasan		
DIN No. 01876234	Chairman cum Managing Director	B.Com, ACMA, FIII
Hemant G Rokade		
DIN No. 06417520	Director & General Manager	M.Com (FIN)
C Narambunathan ¹		
DIN No. 08101846	Director & General Manager	M.Com, A.C.S., F.I.I.I.
Neelam Damodharan ²		
DIN No.07759291	Non-Executive & Independent Director	B.Sc(Agr.), CAIIB, Diploma in Financial Management
P R Murthy ³		
DIN No. 07815852	Non-Executive & Independent Director	B.Sc(Agr.), CAIIB
Papia Sengupta ⁴		
DIN No. 07701564	Non-Executive & Independent Director	B.Sc, CFA(India), CALLB
S K Banerjee ⁵		
DIN No. 01987541	Independent Director	Master of Commerce, Fellow ICAI
Kuldip Singh ⁶		
DIN No. 02905840	Independent Director	B.Sc, Agr. (Hons),
S K Chanana ⁷		
DIN No. 00112424	Independent Director	M.A, LLB, ACS
Lok Ranjan ⁸		
DIN No. 07791967	Government Nominee Director	M. Tech
Debashish Panda ⁹		
DIN No. 06479085	Government Nominee Director	Post Graduate in Mphil
Mohd. Zafir Alam ¹⁰		
DIN No. 07641534	Director & General Manager	B.A(Arts), Diploma in Business Management, AIII
Anil Kumar ¹¹		
DIN No. 07859811	Director & General Manager	B. Sc, Diploma in Computer Programming

¹ Appointed on 2nd April, 2018

² Appointed on 14th August, 2017

³ Appointed on 14th August, 2017

⁴ Appointed on 27th September, 2017

⁵ Appointed on 29th September, 2017

⁶ Appointed on 29th September, 2017

⁷ Appointed on 29th September, 2017

⁸ Appointed on 3rd October, 2017 and ceases on 24th May, 2018

⁹ Appointed on 24th May, 2018

¹⁰ Appointed on 30th January, 2018 and ceases on 31st January, 2018

¹¹ Appointed on 20th June, 2017 and ceases on 30th November, 2017

Name of the Director	Category 1 of directors	No of Directorship in listed entities including the Company	Number of memberships in Audit/ Stakeholder Committee(s) including the Company	No of post of Chairperson in Audit/ Stakeholder Committee held in listed entities including the Company
G Srinivasan	Executive Director	4	1	0
Hemant Rokade	Executive Director	1	2	0
C Narambunathan ¹	Executive Director	1	2	0
N Damodharan ²	Non-Executive - Independent Director	3	3	1
P Ramana Murthy ³	Non-Executive - Independent Director	3	3	1
Papia Sengupta ⁴	Non-Executive - Independent Director	5	0	0
S K Banerjee ⁵	Non-Executive - Independent Director	1	1	0
Kuldip Singh ⁶	Non-Executive - Independent Director	1	1	0
S K Chanana ⁷	Non-Executive - Independent Director	1	0	0
Lok Ranjan ⁸	Govt. Nominee Director	2	0	0
Debashish Panda ⁹	Govt. Nominee Director	2	1	0

¹ Appointed on 2nd April, 2018

² Appointed on 14th August, 2017

³ Appointed on 14th August, 2017

⁴ Appointed on 27th September, 2017

⁵ Appointed on 29th September, 2017

⁶ Appointed on 29th September, 2017

⁷ Appointed on 29th September, 2017

⁸ Appointed on 3rd October, 2017 and ceases on 24th May, 2018

⁹ Appointed on 24th May, 2018



❖ DETAILS OF BOARD MEETING AND COMMITTEES OF THE BOARD FOR FY 2018 :

► BOARD MEETING:

During the year, the Board met thirteen (13) times. There were no inter-se relationships between any of the Directors. The names of the Directors, Their attendance at Board Meetings during the year and the number of directorships and board committee memberships held by them as on the date of the report are set out in the following table:

Director	No. of Meetings attended/ held
Mr. G. Srinivasan	13/13
Mr. Mohd. Mustafa	3/13
Mr. Arun Tiwari	1/13
Mr. Hemant G. Rokade	10/13
Ms. T.L. Alamelu	1/13
Mr. Anil Kumar	9/13
Mr. P. R. Murthy	8/13
Mr. N. Damodharan	3/13
Ms. P. Sengupta	3/13
Mr. S.K. Banerjee	6/13
Mr. Kuldeep Singh	7/13
Mr. S.K. Chanana	7/13
Mr. Lok Ranjan	1/13

Details of Equity Shares held by the non-executive director as on March 31 2018 :

Sr. No.	Name of the Director	No. of Equity Shares
1	Mr. S.K. Banerjee	36

FAMILIARISATION PROGRAMME FOR INDEPENDENT DIRECTORS :

The detail of the familiarization programme have been hosted on the website of the Company and can be viewed at the below mentioned link : <https://www.newindia.co.in/cms/2412893c-cecd-41bc-9537-37aa4b7ba9bb/Familiarization.pdf?guest=true>

CODE OF CONDUCT FOR DIRECTORS/SENIOR MANAGEMENT

The Code of Conduct for Directors/Senior management has been hosted on the website of the Company and can be viewed at the below mentioned link : <https://www.newindia.co.in/cms/f6aac711-c72a-4f75-82ae-f2001bf929d3/Code%20of%20Conduct.pdf?guest=true>,

CRITERIA FOR APPOINTMENT OF DIRECTORS AND SENIOR MANAGEMENT

The appointment of Directors & Senior Management are as per the relevant notifications issued by Government of India.

REMUNERATION POLICY

The remuneration to Whole Time Directors, Key Managerial Personnel, Senior Management and other employees is as per relevant notifications issued by Government of India.

COMMITTEES OF THE BOARD :

The Board has constituted the following committees:

- i) Audit Committee
- ii) Investment Committee
- iii) Risk Management Committee
- iv) Policyholders Protection Committee
- v) Nomination & Remuneration Committee
- vi) Corporate Social Responsibility Committee
- vii) Stakeholders Relationship Committee
- viii) Information Technology Committee
- ix) Property Review Committee

The terms of reference, the composition along with the number of meetings held during FY 2018 and the attendance of the Committees of the Board are provided below :

► AUDIT COMMITTEE:

The Audit Committee comprises of one Executive Director and four Non-Executive Directors, four of whom are Independent Directors. The Committee is chaired by Mr. Neelam Damodharan who is an Independent Director of the Company.

Terms of Reference:

1. Oversight of the company's financial reporting process and the disclosure of its financial information to ensure that the financial statements are correct, sufficient and credible;
2. Taking on record the appointment of auditors of the company by the Comptroller and Auditor General of India;
3. Recommendation for remuneration and terms of appointment of auditors of the company;
4. Approval of payment to statutory auditors for any other services rendered by the statutory auditors;
5. Reviewing, with the management, the annual financial statements and auditor's report thereon before submission to the Board for approval, with reference to:
 - (i) Matters required to be included in the Director's Responsibility Statement to be included in the Board's report in terms of clause (c) of sub-section 3 of section 134 of the Companies Act, 2013;
 - (ii) Changes, if any, in accounting policies and practices and reasons for the same;
 - (iii) Major accounting entries involving estimates based on the exercise of judgment by management;
 - (iv) Significant adjustments made in the financial statements arising out of audit findings;
 - (v) Compliance with listing and other legal requirements relating to financial statements;
 - (vi) Disclosure of any related party transactions; and
 - (vii) Modified opinion(s)/ qualifications in the draft audit report.

6. Reviewing, with the management, the quarterly financial statements before submission to the Board for approval;
7. Reviewing, with the management, the statement of uses / application of funds raised through an issue (public issue, rights issue, preferential issue, etc.), the statement of funds utilized for purposes other than those stated in the offer document / prospectus / notice and the report submitted by the monitoring agency monitoring the utilization of proceeds of a public or rights issue (if applicable), and making appropriate recommendations to the Board to take up steps in this matter;
8. Reviewing and monitoring the auditor's independence and performance, and effectiveness of audit process;
9. Approval of any subsequent modification of transactions of the company with related parties; Explanation: The term "related party transactions" shall have the same meaning as provided in Clause 2(zc) of the SEBI (Listing Obligations And Disclosure Requirements) Regulations, 2015 (hereinafter referred to as "Listing Regulations") and/or the Accounting Standards.
10. Scrutiny of inter-corporate loans and investments;
11. Valuation of undertakings or assets of the company, wherever it is necessary;
12. Evaluation of internal financial controls and risk management systems;
13. Reviewing, with the management, performance of statutory and internal auditors, adequacy of the internal control systems;
14. Reviewing the adequacy of internal audit function, if any, including the structure of the internal audit department, staffing and seniority of the official heading the department, reporting structure coverage and frequency of internal audit;
15. Discussion with internal auditors of any significant findings and follow up there on;
16. Reviewing the findings of any internal investigations by the internal auditors into matters where there is suspected fraud or irregularity or a failure of internal control systems of a material nature and reporting the matter to the Board;
17. Discussion with statutory auditors before the audit commences, about the nature and scope of audit as well as post-audit discussion to ascertain any area of concern;
18. Looking into the reasons for substantial defaults in the payment to depositors, debenture holders, shareholders (in case of non-payment of declared dividends) and creditors;
19. Reviewing the functioning of the whistle blower mechanism and the chief risk officer of the Company;
20. Approval of appointment of CFO (i.e., the whole-time Finance Director or any other person heading the finance function or discharging that function) after assessing the qualifications, experience and background, etc. of the candidate;
21. Oversee the vigil mechanism established by the Company and the chairman of audit committee shall directly hear grievances of victimization of employees and directors, who use vigil mechanism to report genuine concerns; and
22. Carry out any other function as is mentioned in the terms of reference of the Audit Committee and any other terms of reference as may be decided by the board of directors of the Company or specified/ provided under the Companies Act, 2013 or by the SEBI Listing Regulations or by any other regulatory authority.
23. Management discussion and analysis of financial condition and results of operations;
24. Statement of significant related party transactions (as defined by the Audit Committee), submitted by management;
25. Management letters / letters of internal control weaknesses issued by the statutory auditors;
26. Internal audit reports relating to internal control weaknesses;
27. The appointment, removal and terms of remuneration of the Chief internal auditor shall be subject to review by the Audit Committee.

Attendance of Members of the Audit Committee:

The Composition of the Committee is given below along with the attendance of members. The Committee met nine times in the year under review on May 1, 2017, June 24th 2017, August 4th 2017, August 28th 2017, September 15th 2017, September 30th 2017, November 15th 2017, February 3rd 2018 and March 26th 2018.

Director	No. of Meetings attended/ held
Mr. Mohd. Mustafa	3/6
Mr. Arun Tiwari	1/1
Mr. Hemant G. Rokade	8/9
Ms. T.L. Alamelu	1/1
Mr. Anil Kumar	4/4
Mr. N. Damodharan	4/6
Mr. P. R. Murthy	3/3
Mr. Lok Ranjan	1/1
Mr. S.K. Banerjee	3/3
Mr. Kuldeep Singh	2/2

INVESTMENT COMMITTEE:

The Investment Committee comprises of three non-executive Directors (Independent Directors), two Whole Time Directors, the Appointed Actuary, the Chief Financial Officer and the Chief Investment Officer. The Committee is chaired by Mr. G. Srinivasan, Whole Time Director.

Terms of Reference:

1. Overseeing the implementation of the investment policy approved by our Board from time to time;
2. Reviewing the investment policy;



3. Periodical updating to our Board with regard to investment activities of the Company;
4. Reviewing the investment strategies adopted from time to time and giving suitable directions as needed in the best interest of the Company;
5. Reviewing the broker policy and making suitable amendments from time to time;
6. Reviewing counter party/intermediary exposure norms;
7. Supervising the asset allocation strategy to ensure financial liquidity, security and diversification through liquidity contingency plan and asset liability management policy; and
8. Overseeing the assessment, measurement and accounting for other than temporary impairment in investments in accordance with the policy adopted by the Company.

Attendance of the Members of the Investment Committee:

The Composition of the Committee is given below along with the attendance of members. The Committee met five times in the year under review on May 3rd 2017, August 29th 2017, December 20th 2017, February 3rd 2018 and March 14th 2018:

Director	No. of Meetings attended/ held
Mr. G. Srinivasan	5/5
Mr. Arun Tiwari	1/1
Mr. Hemant G. Rokade	5/5
Ms. T.L. Alamelu	1/1
Mr. Anil Kumar	1/1
Mr. P. R. Murthy	4/4
Ms. P. Sengupta	0/3
Mr. S.K.Chanana	3/3
Ms S.N. Rajeswari	5/5
Mr. Sharad Ramnarayanan	5/5
Mr. S. Shankar	4/5
Mr. S. Harinath	3/3
Mr. Mahesh S. Joshi	2/2

► RISK MANAGEMENT COMMITTEE:

Committee comprises of five non-executive Directors (Independent Directors) and two Whole Time Directors. The Committee is chaired by Mr. G. Srinivasan, Whole Time Director.

Terms of Reference:

1. To review and assess the risk management system and policy of the Company from time to time and recommend for amendment or modification thereof;
2. To frame and devise risk management plan and policy of the Company;
3. To review and recommend potential risk involved in any new business plans and processes; and
4. Establish effective Risk Management framework and

- recommend to the Board the Risk Management policy and processes for the organization.
5. Set the risk tolerance limits and assess the cost and benefits associated with risk exposure.
6. Review the Company's risk- reward performance to align with overall policy objectives.
7. Discuss and consider best practices in risk management in the market and advise the respective functions;
8. Assist the Board in effective operation of the risk management system by performing specialized analyses and quality reviews;
9. Maintain an aggregated view on the risk profile of the Company for all categories of risk including insurance risk, market risk, credit risk, liquidity risk, operational risk, compliance risk, legal risk, reputation risk, etc.
10. Advise the Board with regard to risk management decisions in relation to strategic and operational matters such as corporate strategy, mergers and acquisitions and related matters.
11. Report to the Board, details on the risk exposures and the actions taken to manage the exposures; review, monitor and challenge where necessary, risks undertaken by the Company
12. Review the solvency position of the Company on a regular basis.
13. Monitor and review regular updates on business continuity.
14. Formulation of a Fraud monitoring policy and framework for approval by the Board.
15. Monitor implementation of Anti-fraud policy for effective deterrence, prevention, detection and mitigation of frauds.
16. Review compliance with the guidelines on Insurance Fraud Monitoring Framework dt. 21st January 2013, issued by the Authority.
17. Any other similar or other functions as may be laid down by Board from time to time."

Attendance of Members of the Risk Management Committee:

The Composition of the Committee is given below along with the attendance of members. The Committee met four times in the year under review on July 21 2017, November 9th 2017, December 20th 2017 and March 14th 2017

Director	No. of Meetings attended/ held
Mr. G. Srinivasan	4/4
Mr. Hemant G. Rokade	2/3
Mr. Anil Kumar	2/2
Mr. N. Damodharan	1/3
Ms. P. Sengupta	2/3
Mr. S.K.Chanana	3/3
Mr. Kuldeep Singh	3/3
Mr. S.K.Banerjee	3/3

As per IRDAI guidelines, Mr. Sharad Ramnarayanan Appointed Actuary and Mr. S. Shankar Chief Risk Officer were present in all meetings of the Risk Management committee held during the year.

► **POLICYHOLDERS PROTECTION COMMITTEE :**

Committee comprises of three non-executive Directors (Independent Directors) and two Whole Time Directors. The Committee is chaired by Mr. Kuldip Singh, Independent Director.

Terms of Reference :

1. Putting in place proper procedures and effective mechanism to address complaints and grievances of Policyholders including mis-selling by intermediaries;
2. Ensuring compliance with the statutory requirements as laid down in the regulatory framework;
3. Reviewing the mechanism at periodic intervals;
4. Ensuring adequacy of "material information" to the policyholders to comply with the requirements laid down by the authority both at the point of sale and periodic intervals;
5. Reviewing the status of complaints at periodic intervals;
6. Providing the details of grievance at periodic intervals in such formats as may be prescribed by the authority;
7. Providing details of insurance ombudsman to the policyholders;
8. Monitoring of payments of dues to the policyholders and disclosure of unclaimed amount thereof;
9. Review of regulatory reports to be submitted to various authorities;
10. To review the standard operating procedures for treating the customer fairly including time-frames for policy and claims servicing parameters and monitoring implementation thereof;
11. To review the framework for awards given by Insurance Ombudsman/ Consumer Forums. Analyse the root cause of customer complaints, identify market conduct issues and advise the management appropriately about rectifying systemic issues, if any;
12. To review all the awards given by Insurance Ombudsman/ Consumer Forums remaining unimplemented for more than three (3) months with reasons therefore and report the same to our Board for initiating remedial action, where necessary;
13. To review claim report including status of outstanding claims with ageing of outstanding claims; and
14. To review repudiated claims with analysis of reasons
15. Recommend a policy on customer education for approval of the Board, and ensure proper implementation of such policy;
16. Put in place systems to ensure that policyholders have access to redressal mechanisms and shall establish policies and procedures for the creation of a dedicated unit to deal with customer complaints and resolve disputes expeditiously;

17. Status of settlement of other customer benefit payouts like surrenders, loan, partial withdrawal requests etc.; and
18. Review of unclaimed amounts of policyholders, as required under the circulars and guidelines issued by the Authority.

Attendance of Members of the Policyholders Protection Committee :

The Composition of the Committee is given below along with the attendance of members. The Committee met four times in the year under review on July 21 2017, November 9th 2017, December 20th 2017 and March 14th 2017.

Director	No. of Meetings attended/ held
Mr. G. Srinivasan	4/4
Mr. Hemant G. Rokade	2/4
Mr. Anil Kumar	2/2
Mr. Kuldip Singh	3/3
Mr. N. Damodharan	1/3
Mr. S.K. Banerjee	3/3

► **NOMINATION & REMUNERATION COMMITTEE :**

Committee comprises of three non-executive Directors and One Whole Time Director. The Committee is chaired by Mr. S.K. Chanana, Independent Director.

Terms of Reference :

1. Recommend to the Board a policy relating to the remuneration of the key managerial personnel and other employees;
2. The Nomination and Remuneration Committee, while formulating the above policy, should ensure that —
 - (a) relationship of remuneration to performance is clear and meets appropriate performance benchmarks; and
 - (b) remuneration to key managerial personnel and senior management involves a balance between fixed and incentive pay reflecting short and long term performance objectives appropriate to the working of the Company and its goals.
3. Taking on record the appointment and removal of directors, including independent directors, by the President of India, acting through respective ministries;
4. Taking on record the extension, if any, of the term of the independent directors of our Company, as may be directed by the President of India, acting through the respective ministries;
5. Taking on record the extension, if any, of the term of the independent directors of our Company, as may be directed by the President of India, acting through the respective ministries;
6. Taking on record the various policies, if any, promulgated by the Central Government including policy on diversity of board of the directors and criteria for evaluation of performance of the directors;



7. Framing suitable policies and systems to ensure that there is no violation, by an employee of any applicable laws in India or overseas, including:

- The Securities and Exchange Board of India (Prohibition of Insider Trading) Regulations, 1992 or the Securities and Exchange Board of India (Prohibition of Insider Trading) Regulations, 2015 to the extent each is applicable; or
- The Securities and Exchange Board of India (Prohibition of Fraudulent and Unfair Trade Practices relating to the Securities Market) Regulations, 2003.
- Performing such other activities as may be delegated by the Board of Directors and/or are statutorily prescribed under any law to be attended to by the Nomination and Remuneration Committee.

Attendance of Members of the Nomination & Remuneration Committee :

The Composition of the Committee is given below along with the attendance of members. The Committee met two times in the year under review on March 16th 2018 and March 26th 2018.

Director	No. of Meetings attended
Mr. S.K. Chanana	2/2
Mr. Lok Ranjan	2/2
Mr. G. Srinivasan	1/1
Mr. P. Ramana Murthy	0/2

► CORPORATE SOCIAL RESPONSIBILITY COMMITTEE :

Terms of Reference :

Committee comprises of three non-executive Directors and two Whole Time Director. The Committee is chaired by Mr. P. Ramana Murthy Non Executive Director (Independent Director)

- To formulate and recommend to the Board, a CSR policy which will indicate the activities to be undertaken by the Company in accordance with Schedule VII of the Companies Act, 2013;
- To review and recommend the amount of expenditure to be incurred on the aforementioned activities to be undertaken by the Company;
- To monitor the CSR policy of the Company from time to time.

Attendance of Members of the Corporate Social Responsibility Committee :

The Composition of the Committee is given below along with the attendance of members. The Committee met three times in the year under review on March 16th 2018 and March 26th 2018.

Director	No. of Meetings attended
Mr. G. Srinivasan	3/3
Mr. Arun Tiwari	1/1
Mr. Hemant G. Rokade	2/2
Mr. P. Ramana Murthy	1/2
Ms Papia Sengupta	0/2
Mr. Kuldip Singh	2/2
Mr. Kuldip Singh	2/3

► STAKEHOLDERS RELATIONSHIP COMMITTEE :

Committee comprises of two non-executive Directors and two Whole Time Director. The Committee is chaired by Mr. P. Ramana Murthy Non Executive Director (Independent Director)

Terms of Reference :

- Considering and resolving grievances of shareholders', debenture holders and other security holders, of the Company;
- Redressal of grievances of the security holders of the Company, including complaints in respect of allotment or transfer of equity shares, non-receipt of annual report, non-receipt of declared dividends, balance sheets, of the Company, etc.;
- Allotment or transfer of equity shares, approval of transfer or transmission of equity shares, debentures or any other securities, of the Company;
- Issue of duplicate certificates and new certificates on split/consolidation/renewal, etc.; and
- Carrying out any other function contained in the Securities and Exchange Board of India (Listing Obligations and Disclosure Requirements) Regulations, 2015 as and when amended from time to time.

Attendance of Members of the Stakeholders Relationship Committee :

The Composition of the Committee is given below along with the attendance of members. The Committee met two times in the year under review on March 16th 2018 and March 26th 2018.

Director	No. of Meetings attended
Mr. P. Ramana Murthy	1/2
Mr. G. Srinivasan	2/2
Mr. Neelam Damodharan	1/2
Mr. Hemant G. Rokade	2/2

Number of Complaints :

During the year, the Company/its Registrar received the following complaints from SEBI/Stock Exchanges/ Depositories which were resolved within the time frame laid

down by SEBI :

Sr. No.	PARTICULARS	No.
1	No. of Investors complaints pending as on 13.11.2017	0
2	No. of Investors complaints received during 13.11.2017 to 31.3.2018	1
3	No. of Investors complaints disposed during 13.11.2017 to 31.3.2018	1
4	No. of Investors complaints those remained unsolved as on 31.3.2018	0

► **INFORMATION TECHNOLOGY COMMITTEE :**

Committee comprises of three non-executive Directors and two Whole Time Director. The Committee is chaired by Mr. G. Srinivasan Whole Time Director.

Terms of Reference :

Evaluation of various IT proposals and after perusal recommending the same to the board for approval.

Attendance of Members of the Information Technology Committee :

The Composition of the Committee is given below along with the attendance of members. The Committee met two times in the year under review on December 20th 2018 and March 26th 2018.

Director	No. of Meetings attended
Mr. G. Srinivasan	2/2
Mr. Hemant G. Rokade	2/2
Mr. Neelam Damodharan	2/2
Ms Papia Sengupta	2/2
Mr. S.K. Chanana	2/2

► **PROPERTY REVIEW COMMITTEE :**

Terms of Reference :

To review the various matters with regard to the properties held by the Company.

In 2017-18, no meeting of the Property Review Committee was held.

SITTING FEES PAID TO INDEPENDENT DIRECTORS DURING THE FINANCIAL YEAR ENDED MARCH 31 2018:

Name of the Director	Sitting Fees (₹)
Mr. S.K. Chanana	2,16,000
Mr. Kuldip Singh	2,16,000
Mr. S.K. Banerjee	1,89,000

✱ **KEY MANAGERIAL PERSONNEL :**

As per Section 2(51) and Section 203(1) of The Companies Act 2013 the following were the Key Managerial Personnel of the Company as on 31.3.2018 :

Chairman cum
Managing Director : Mr. G. Srinivasan
Director & General Manager : Mr. Hemant G. Rokade

Director, General Manager & FA : Mr C. Narambunathan
General Manager : Mr. S. Pradhan
General Manager : Ms Tajinder Mukherjee
General Manager & CFO : Ms S.N. Rajeswari
General Manager : Mr. Ranjit Gangadharan
General Manager : Mr. R.M. Singh
General Manager : Mr. J.K. Garg
General Manager & Chief Risk Officer : Mr. S. Shankar
Appointed Actuary : Mr. Sharad S. Ramnarayanan
Chief Investment Officer : Mr. Mahesh Joshi
Chief of Internal Audit : Mr. R.P. Joshi
Company Secretary & Chief Compliance Officer : Ms Jayashree Nair
Chief Financial Officer : Ms S.N. Rajeswari

✱ **Disclosures :**

- During the year, there are no pecuniary relationships or transactions with the Non-Executive Directors.
- Financial Statements accurately and fairly represent the financial condition of the Company.
- There has not been any significant change in the accounting policies of the Company during the year.
- The Company has Business Risk Management process which is periodically reviewed by the Board of Directors/Risk Management Committee to determine its effectiveness.
- The Board of Directors and the Audit Committee periodically reviewed the status of compliances in respect of applicable Laws and report thereon by the Internal Audit team.
- Whistle Blower Policy – The Company has a Whistle Blower Policy and the same has been hosted on the website.
- The Global solvency Margin of the company for the year 2017-18 is 2.58 times.

✱ **DISCLOSURE UNDER THE SEXUAL HARASSMENT OF WOMEN AT WORKPLACE (PREVENTION, PROHIBITION AND REDRESSAL ACT 2013)**

The Company has formulated an Anti Sexual Harassment Policy in line with the requirements of The Sexual Harassment of Women at the workplace (Prevention, Prohibition & Redressal) Act 2013 Internal complaints committee (ICC) has been set up to redress complaints received regarding sexual harassment. All employees (permanent, contractual, temporary, trainees) are covered under this policy.

The following is the summary of Sexual harassment complaints received and disposed off during the year 2017-18 :

No. of Complaints received : Nil
No. of complaints disposed off : Nil



❖ AUDITORS AND AUDIT REPORT

Under 139 and Section 143 of The Companies Act, 2013, the Comptroller and Auditor General of India, appointed M/s. Devendra Kumar and Associates, M/s. Bafna and Associates and M/s. NBS & Co. as the Central Statutory Auditors of the Company for the year 2017-18. Branch auditors for the various Regional Offices, Divisional Offices and claims hubs in India and for the foreign branch/agency offices were also appointed for the year. The Board of Directors expresses its gratitude for the directions and guidance given by the statutory auditors in drawing up the Company's annual results.

❖ EXTRACT OF ANNUAL RETURN :

Pursuant to Section 92(3) of the Companies Act 2013 and Rule 12(1) of the Companies (Management and Administration) Rules 2014, the extract of the Annual Return is annexed as Annexure

❖ SUBSIDIARY COMPANIES

The Company has 3 Subsidiary Companies. The names and details of New India shareholding are as under:

S.No.	Name of the subsidiary	Total paid-up capital (no. of shares)	New shareholding (no. of shares)	India's (no. of shares)	% holding of New India Assurance
1.	The New India Assurance Company (Trinidad & Tobago) Limited	17,418,946	14,612,444		83.89
2.	The New India Assurance Company (Sierra Leone) Limited	250,000	250,000		100.00
3.	Prestige Assurance Plc. Nigeria	5,370,434,000	3,732,491,383		69.50

The performance of subsidiaries for the year ended 31st December 2017 is summarized below:

(Figures in '000)

Name of the subsidiary	Curr ency	U/w Profit/Loss		Investment Income		Other Income		Profit before tax		Dividend	
		2017	2016	2017	2016	2017	2016	2017	2016	2017	2016
NIA (T&T) Ltd.	\$	(21,144)	13,068	6672	5,245	-	1,076	(14472)	19,389		3484
NIA (S.Leone) Ltd.	Le	(18607)	(41,758)	12680	21,553	-	-	(5927)	(20,205)	-	NIL
Prestige Assurance	N	(3,48,538)	(1,81,320)	10,23,979	3,85,955	22548	1,35,759	6,97,989	3,40,394		NIL

- All the subsidiary companies follow the calendar year for finalisation of accounts. Therefore, performance has been given for the year ended 31st December 2017.
- The New India Assurance Company (Sierra Leone) Limited has closed down business operations with effect from 1st January 2003 due to the civil disturbances prevailing in that country. The Company has not declared any dividend for the year 2017-18.
- In compliance with the provisions of the Companies Act 2013, the report and audited accounts of the subsidiary companies are appended hereto.

❖ GENERAL MEETINGS HELD :

The details of the Annual General Meetings held in the previous three financial years are given below :

Annual General Meeting	Day, Date	Time	Venue
Ninety Eighth AGM	Wednesday, August 2 nd 2017	11.30 a.m.	New India Assurance Building, 87, M.G. Road, Fort, Mumbai 400 001
Ninety Seventh AGM	Thursday, August 25 th 2016	11.30 a.m.	New India Assurance Building, 87, M.G. Road, Fort, Mumbai 400 001
Ninety Sixth AGM	Thursday, July 9 th 2015	3.00 p.m.	New India Assurance Building, 87, M.G. Road, Fort, Mumbai 400 001



The details of the Special Resolutions passed in the Annual General Meetings held in the previous three financial years are given below :

General Body Meeting	Day and Date	Resolution
Annual General Meeting	Wednesday, August 2 nd 2017	<ol style="list-style-type: none"> 1. Approval for adoption of new set of Articles of Association 2. Approval of sub-division of shares. 3. Increase in Authorised Share Capital of the Company and subsequent alteration in the Capital Clause of Memorandum of Association 4. Approval of issuance of Bonus Shares. 5. To consider and approve the Initial Public Offer
Annual General Meeting	Thursday, August 25 th 2016	-
Annual General Meeting	Thursday, July 9 th 2015	-

No Postal Ballot exercise was conducted during FY 2017-18

❖ SUBMISSION OF ACCOUNTS BEFORE PARLIAMENT

The Ministry of Finance, Department of Financial Services, (Insurance Division) has confirmed that the Annual Report of the Company for the Financial Year 2016-17 along with the Directors' Report was placed before Lok Sabha on 22.12.2017 and Rajya Sabha on 22.12.2017 as per the requirement of the Companies Act, 2013.

❖ MEANS OF COMMUNICATION

The Company's website (www.newindia.co.in) allows access to all the stakeholders of the Company to access information at their convenience. It provides comprehensive information of the Company.

The financial and other information and the various compliances as required/prescribed under the Listing Regulations are filed electronically with BSE and NSE. The Company's quarterly financial results are published in Financial Express, LokSatta and Jansatta. The financial results, official news releases, analyst call transcripts and presentations are also available on the Company's website.

❖ GENERAL SHAREHOLDER INFORMATION

Registration Number	190
Corporate Identification Number	L66000MH1919GOI 000526
Financial Year	2017-18
Board Meeting for adoption of Audited Annual Accounts	May 11, 2018
Day, Date and Time of 99th Annual General Meeting	Monday, 30th July 2018 at 3.00 p.m.
Venue	Walchand Hirachand Hall, Indian Merchant Chambers Bldg, IMC Marg, Church-gate, Mumbai, Maharashtra 400020, India
Financial Year	April 1 – March 31
Date of Interim Dividend Payment	6 th December 2017

Date of Final Dividend payment	7th August 2018
Company's Website	www.newindia.co.in

❖ LISTING OF EQUITY SHARES

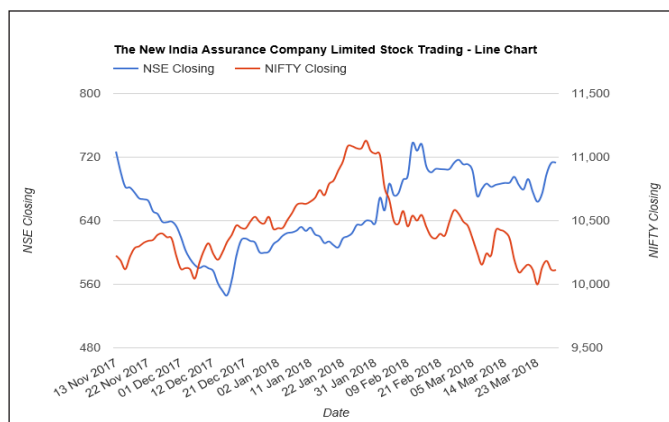
Currently, the Equity shares of the company are listed at :

Stock Exchange	Code
BSE Limited (BSE) Phiroze Jeejeebhoy Towers, Dalal Street, Mumbai 400001	540769
National Stock Exchange of India Limited (NSE) Exchange Plaza, 5 th Floor, Plot C/1, G block , Bandra Kurla Complex, Bandra (East), Mumbai 400 051	NIACL

The Company has paid the annual listing fees for the relevant period to BSE and NSE.

❖ MARKET PRICE INFORMATION :





Month	BSE		NSE	
	High	Low	High	Low
2017				
November	725.06	632.9	750.00	632.26
December	619.6	545.8	636.90	545.06
2018				
January	639.86	605.40	631.16	602.00
February	733.66	650.60	751.56	645.00
March	711.30	655.36	719.00	635.00

❖ INFORMATION ON SHAREHOLDING :

Sl. No.	Category	Number of Shares on March 31 2018	% total
1	Central Government(Promoter)	70,39,99,856	85.4369
2	Clearing Members	46,193	0.0056
3	Financial Institutions	3,86,123	0.0469
4	Foreign Portfolio Investors (Corporate)	10,71,495	0.13
5	GIC & its subsidiaries	1,65,14,834	2.0042
6	Hindu Undivided Family	1,28,672	0.0156
7	Insurance Companies	22,34,465	0.2712
8	Life Insurance Corporation of India	7,14,16,594	8.6671
9	Mutual Funds	22,20,988	0.2695
10	Nationalised Banks	1,73,94,986	2.1110
11	Non Nationalised Banks	5,16,568	0.0627
12	Non Resident (Non Repatriable)	74,468	0.0090
13	Non Resident Indians	2,30,641	0.0280
14	Other Bodies Corporate	26,60,299	0.3229
15	Public	50,93,718	0.6182
16	Trust	10,100	0.0012

❖ SHAREHOLDERS OF THE COMPANY WITH MORE THAN 1% HOLDING AS ON MARCH 31 2018 (OTHER THAN PROMOTER OF THE COMPANY):

Sr No.	Name	No. of Shares Held	Percentage (%) of total number of shares
1	LIFE INSURANCE CORPORATION OF INDIA	71416594	8.6671
2	GENERAL INSURANCE CORPORATION OF INDIA	10833823	1.3148
3	STATE BANK OF INDIA	10353042	1.2564

❖ Share Transfer System

The Company's Registrar and Transfer Agent (RTA) is Link In Time India Pvt. Ltd. The address of the RTA is as under :

Link In Time India Pvt. Ltd.

247 Park , C 101 1st Floor ,
LBS Marg , Vikhroli (W) ,
Mumbai – 400 083
Phone No. : 022 49186000
Email id : rnt.helpdesk@linkintime.co.in

❖ REGISTRAR AND TRANSFER AGENTS :

The Registrar and Transfer Agent of the Company is Link In Time India Pvt. Ltd. for Equity Shares. Investor services related queries/requests/complaints may be directed at the address as under :

Link In Time India Pvt. Ltd.

247 Park , C 101 1st Floor ,
LBS Marg , Vikhroli (W) ,
Mumbai – 400 083
Phone No. : 022 49186000
Email id : rnt.helpdesk@linkintime.co.in

❖ **DISTRIBUTION OF THE SHAREHOLDING OF THE COMPANY AS ON MARCH 31 2018 :**

Sr No.	Shareholding of Nominal Value (INR)		Number of Shareholders	% OF TOTAL	SHARE AMOUNT (INR)	% OF TOTAL ISSUED AMOUNT
	From	To				
1	1	2500	99701	99.1793	21005715.00	0.5098
2	2501	5000	504	0.5014	1749545.00	0.0425
3	5001	10000	142	0.1413	1004840.00	0.0244
4	10001	15000	42	0.0418	527675.00	0.0128
5	15001	20000	19	0.0189	340995.00	0.0083
6	20001	25000	16	0.0159	360315.00	0.0087
7	25001	50000	28	0.0279	1044865.00	0.0254
8	50001	Above	74	0.0736	4093966050.00	99.3681

❖ **OUTSTANDING GLOBAL DEPOSITORY RECEIPTS OR AMERICAN DEPOSITORY RECEIPTS OR WARRANTS OR ANY CONVERTIBLE INSTRUMENTS, CONVERSION DATE AND LIKELY IMPACT ON EQUITY :**

This is not relevant to us, since the Company has not issued Global Depository receipts or American Depository receipts or any convertible instruments.

❖ **COMMODITY PRICE RISK OR FOREIGN EXCHANGE RISK AND HEDGING ACTIVITIES :**

This is not relevant to us as do not have any derivatives or liabilities denominated in foreign currency.

❖ **PLANT LOCATIONS :**

There are no plants as the Company is not a manufacturing entity.

❖ **COMPLIANCE CERTIFICATE OF AUDITORS :**

The Company has annexed to this report a certificate obtained from the Statutory Auditors of the Company regarding compliance of conditions of Corporate Governance as stipulated in SEBI (Listing Obligations and Disclosure Requirements) Regulations 2015.

❖ **EVENTS AFTER BALANCE SHEET DATE :**

There has been no material changes and commitments, affecting the financial position of the Company, which have occurred between the end of the financial year of the Company to which the balance sheet relates and the date of this report.

❖ **POLICY FOR MATERIAL SUBSIDIARIES :**

The Company is in the process of formulating this policy and placing to the Board. The same would then be uploaded on the website of the Company.

❖ **DIRECTORS' RESPONSIBILITY STATEMENT :**

Pursuant to the requirements under Section 134(5) of the Companies Act, 2013, the Board of Directors of the Company hereby state and confirm that :

- In the preparation of the annual accounts, the applicable accounting standards had been followed along with proper explanation relating to material departures;
- Appropriate accounting policies and applied them consistently and made judgments and estimates that are reasonable and prudent so as to give a true and fair view of the state of affairs of the company at the end of the financial year and of the profit and loss of the company for that period;

- Proper and sufficient care for the maintenance of adequate accounting records in accordance with the provisions of this Act for safeguarding the assets of the company and for preventing and detecting fraud and other irregularities;
- The annual accounts on a going concern basis; and
- Proper systems to ensure compliance with the provisions of all applicable laws and that such system were adequate and operating effectively.
- No Material Changes and commitments affecting the financial position of the Company has occurred between 31st March 2017 and the date of the Report.

❖ **CONSERVATION OF ENERGY, TECHNOLOGY, ABSORPTION :**

Considering the nature of the operations of the Company, the provisions of Section 134(3)(m) of The Companies Act 2013 read with Companies (Accounts) Rules 2014 relating to information to be furnished on conservation of energy and technology absorption are not applicable.

❖ **ACKNOWLEDGEMENT**

The Board of directors thanks Government of India, Ministry of Finance, Department of Financial Services (Insurance Division), Insurance Regulatory & Development Authority (IRDA), General Insurers' (Public Sector) Association of India (GIPSA), General Insurance Council, intermediaries and other government and regulatory agencies for their valuable guidelines and continuous support provided to the company throughout the year.

The Board of directors are also grateful to the valued customers, bankers, agents, surveyors, stakeholders and public at large for the patronage and confidence reposed in the company.

The Board of directors places on record their appreciation for the commitment, sense of involvement and dedication exhibited by each staff member in the overall development and growth of the company and look forward to the continued support and whole-hearted cooperation for the realization of the corporate goals in the year ahead.

For and on behalf of the Board

G. SRINIVASAN
Chairman cum Managing Director
DIN No. 01876234

Place : Mumbai

Dated : May 11, 2018



COMPLIANCE WITH THE CODE OF CONDUCT FOR DIRECTORS/SENIOR MANAGEMENT

I confirm that all the Directors and members of the senior management have affirmed compliance with Code of Conduct for the year ended March 31 2018.

G. Srinivasan

Chairman cum Managing Director

Place : Mumbai

Date : May 11, 2018

CERTIFICATE OF COMPLIANCE OF THE CORPORATE GOVERNANCE GUIDELINES

I, Jayashree Nair hereby certify that the company has complied with the Corporate Governance guidelines for Insurance Companies as amended from time to time and nothing has been concealed or suppressed.

Jayashree Nair

Company Secretary

ACS 28252

Place : Mumbai

Dated : May 11, 2018

**AUDITORS CERTIFICATE ON CORPORATE GOVERNANCE**

To the Members

The New India Assurance Co. Ltd.

INDEPENDENT AUDITORS' CERTIFICATE ON CORPORATE GOVERNANCE

1. This certificate is issued in accordance with the terms of our engagement with The New India Assurance Co. Ltd. ('the Company').
2. We have examined the compliance of conditions of Corporate Governance by the Company for the year ended on 31 March 2018, as per Regulations 17 to 27 clauses (b) to (i) of Regulation 46(2) and paragraphs C,D and E of Schedule V of the Securities and Exchange Board of India (Listing Obligations and Disclosure Requirements) Regulations 2015 (the 'Listing Regulations').

MANAGEMENT'S RESPONSIBILITY

3. The compliance of conditions of Corporate Governance is the responsibility of the Management. This responsibility includes the design, implementation and maintenance of internal control and procedures to ensure the compliance with the conditions of the Corporate Governance stipulated in Listing Regulations.

AUDITOR'S RESPONSIBILITY

4. Our responsibility is limited to examining the procedures and implementation thereof, adopted by the Company for ensuring compliance with the conditions of the Corporate Governance. It is neither an audit nor an expression of opinion on the financial statements of the Company.
5. We have examined the books of account and other relevant records and documents maintained by the Company for

the purposes of providing reasonable assurance on the compliance with Corporate Governance requirements by the Company.

6. We have carried-out an examination of the relevant records of the Company in accordance with the Guidance Note on Certification of Corporate Governance issued by the Institute of the Chartered Accountants of India (the ICAI), the Standards on Auditing specified under Section 143(10) of the Companies Act 2013, in so far as applicable for the purpose of this certificate and as per the Guidance Note on Reports or Certificates for Special Purposes issued by the ICAI which requires that we comply with the ethical requirements of the Code of Ethics issued by the ICAI.
7. We have complied with the relevant applicable requirements of the Standard on Quality Control (SQC) 1, Quality Control for Firms that Perform Audits and Reviews of Historical Financial Information, and Other Assurance and Related Services Engagements.

OPINION

8. Based on our examination of the relevant records and according to the information and explanations provided to us and the representations provided by the Management, we certify that the Company has complied with the conditions of Corporate Governance as stipulated in Regulation 17 to 27, clauses (b) to (i) of Regulation 46(2) and paragraphs C,D and E of Schedule V of the Securities and Exchange Board of India (Listing Obligations and Disclosure Requirements) Regulations, 2015 (the 'Listing Regulations').
9. We state that such compliance is neither an assurance as to the future viability of the Company nor the efficiency or effectiveness with which the Management has conducted the affairs of the Company.

For R. Devendra Kumar & Associates
Chartered Accountants
Firm Reg. No. 114207 W

For A. Bafna & Co.
Chartered Accountants
Firm Reg. No. 003660C

For NBS & Co.
Chartered Accountants
Firm Reg. No. 110100W

Neeraj Golas
Partner
Membership No. 074392

Ashish Trivedi
Partner
Membership No. 109376

Pradeep J Shetty
Partner
Membership No. 046490

Place : Mumbai

Date : May 11, 2018



CERTIFICATE ON FINANCIAL STATEMENTS

This is to certify that the financial statements of the company for the year ended 31st March 2018 placed before the board of directors for adoption and approval do not contain any false or misleading statements or figures and do not omit any material fact which may make the statements or figures contained therein misleading.

S. N. Rajeswari

Chief Financial Officer

G. Srinivasan

Chairman cum Managing Director

Place : Mumbai

Dated : May 11, 2018



ANNEXURE A

Form No. MR-3
SECRETARIAL AUDIT REPORT
FOR THE FINANCIAL YEAR ENDED 31st MARCH, 2018

[Pursuant to section 204(1) of the Companies Act, 2013 and Rule 9 of the Companies
(Appointment and Remuneration of Managerial Personnel) Rules, 2014]

To,

The Members,

The New India Assurance Company Limited,
CIN L66000MH1919GOI000526
New India Assurance Bldg,
87 - M G Road,
Fort, Mumbai - 400001

We have conducted the Secretarial Audit of the compliance of applicable statutory provisions and the adherence to good corporate practices by The New India Assurance Company Limited (hereinafter called 'the Company') for the year ended **31st March, 2018**. Secretarial Audit was conducted in a manner that provided us a reasonable basis for evaluating the corporate conducts/statutory compliances and expressing our opinion thereon.

Based on our verification of the Company's books, papers, minute books, forms and returns filed and other records maintained by the Company and also the information provided by the Company, its officers, agents and authorized representatives during the conduct of Secretarial Audit, we hereby report that in our opinion, the Company has, during the audit period covering the financial year ended on 31st March, 2018 complied with the statutory provisions listed hereunder and also that the Company has proper Board-processes and compliance-mechanism in place to the extent, in the manner and subject to the reporting made hereinafter:

We have examined the books, papers, minute books, forms and returns filed and other records maintained by the Company for the financial year ended on 31st March, 2018 according to the provisions of:

1. The Companies Act, 2013 (the Act), and the rules made thereunder;
2. The Securities Contracts (Regulation) Act, 1956 ('SCRA') and the rules made thereunder **applicable to the Company with effect from 13th November, 2017;**
3. The Depositories Act, 1996 and the Regulations and Bye-laws framed thereunder **applicable to the Company with effect from 13th November, 2017;**
4. Foreign Exchange Management Act, 1999 and the rules and regulations made thereunder to the extent of Foreign Direct Investment, Overseas Direct Investment and External Commercial Borrowings - **The Company has not availed External Commercial Borrowings during the period under review;**
5. The following Regulations and Guidelines prescribed under the Securities and Exchange Board of India Act, 1992 ('SEBI Act') - **applicable to the Company with effect from 13th November, 2017;**
 1. The Securities and Exchange Board of India (Substantial Acquisition of Shares and Takeovers) Regulations, 2011;

2. The Securities and Exchange Board of India (Prohibition of Insider Trading) Regulations, 2015;
3. The Securities and Exchange Board of India (Issue of Capital and Disclosure Requirements) Regulations, 2009;
4. The Securities and Exchange Board of India (Share Based Employee Benefits) Regulations, 2014 - **Not Applicable as the Company has not issued any shares I options to directors I employees under the said Regulations during the period under review;**
5. The Securities and Exchange Board of India (Issue and Listing of Debt Securities) Regulations, 2008 - **Not Applicable as the Company has not issued and listed debt securities during the financial year under review;**
6. The Securities and Exchange Board of India (Registrars to an issue and Share Transfer Agents) Regulations, 1993 regarding the Companies Act and dealing with client - **Not Applicable as the Company is not registered as Registrar to Issue and Share Transfer Agent during the financial year under review;**
 - (i) The Securities and Exchange Board of India (Delisting of Equity Shares) Regulations, 2009 - **Not applicable as the Company has not delisted I proposed to delist its equity shares from any Stock Exchange during the financial year under review;**
 - (ii) The Securities and Exchange Board of India (Buyback of Securities) Regulations, 1998 - **Not applicable as the Company has not delisted I proposed to delist its equity shares from any Stock Exchange during the financial year under review and**
 - ✓ The management has identified and confirmed the following laws as specifically applicable to the Company:
 - ✓ The Insurance Act, 1938;
 - ✓ The Insurance Regulatory and Development Authority Act, 1999;
 - ✓ All the relevant Circulars, Notifications, Regulations and guidelines issued by Insurance Regulatory and Development Authority of India.
 - ✓ Prevention of Money-Laundering Act (PMLA), 2002 and The Prevention of Money- Laundering (Maintenance of Records, etc.,) Rules, 2005



We have also examined compliance with the applicable clauses / regulations of the following:

- Secretarial Standards with regard to Meeting of the Board of Directors (SS-1) and General Meetings (SS-2) issued by The Institute of Company Secretaries of India;
- The Listing Agreements entered into by the Company with BSE Limited and National Stock Exchange of India Limited and SEBI (Listing Obligations and Disclosure Requirements) Regulations, 2015- Applicable with effect from 13th November, 2017.

During the period under review, the Company has complied with the provisions of the Act, Rules, Regulations, Guidelines, Standards, etc. mentioned above subject to the following observations:

a) ***The constitution of Investment Committee was not in conformity with Clause 7.2 of Guidelines for Corporate Governance for Insurers in India dated 18th May, 2016 till 29th August, 2017.***

b) ***The Policyholders Protection Committee was not headed by a Non-Executive Director till 21st July, 2017 as required under Clause 7.4 of Guidelines for Corporate Governance for Insurers in India dated 18th May, 2016.***

Subsequently the constitution of both the above Committees were in conformity with the Guidelines for Corporate Governance.

We further report that

- the Board of Directors of the Company is duly constituted with Executive, Non-Executive and a Woman Director. The changes in the composition of the Board of Directors that took place during the period under review were carried out in compliance with the provisions of the Act.
- adequate notice was given to all Directors about the schedule of the Board / Committee Meetings, agenda and detailed notes on agenda were sent at least seven days in advance before the meeting. The Company has obtained consents from the Directors for convening meetings of Board / Committee for which notice and / or agenda were not sent seven days in advance. Any additional information(s) / clarification(s) sought by the Directors on the agenda items before the meetings were provided to them.
- all decisions of the Board and Committee thereof were carried with requisite majority.

We further report that based on review of compliance mechanism established by the Company and on the basis of Compliance Certificate(s) issued by the Company Secretary and taken on record by the Board of Directors at their meeting(s), we are of the opinion that there are adequate systems and processes in place in the Company which is commensurate with its size and operations, to monitor and ensure compliance with applicable laws, rules, regulations and guidelines.

We further report that during the audit period, following events were having a bearing on the Company's affairs in pursuance of the above referred laws, rules, regulations, guidelines, standards, etc.:

- Sub-division of 30 Crore Equity Shares of the Company having face value of RS.10 each aggregating to Rs. 300 crore into 60 Crore Equity Shares of RS.5 each.
- Consequential amendments in MOA and AOA of the Company.
- Issue and allotment of 40 Crore fully paid-up bonus equity shares of Rs. 5/- each by capitalizing the reserves of the Company to the members in the ratio of one equity share for one equity share held by them as on the Record Date.
- The Company made Initial public offer of 12,00,00,000 equity shares consisting of fresh issue of 2,40,00,000 equity shares and an Offer For Sale of 9,60,00,000 Equity Shares by the President of India, acting through Ministry of Finance, Government of India. The said Equity Shares were listed on National Stock Exchange of India Limited and SSE Limited with effect from 13th November, 2017.

FOR S. N. ANANTHASUBRAMANIAN & CO.

Company Secretaries

Firm Registration No. P1991MH040400

S. N. Ananthasubramanian

Partner

M.No.: 4206

C.P. No.: 1774

Date: 26th April, 2018

Place: Thane

ANNEXURE B

The New India Assurance Co. Ltd – Annual CSR Report 2017-18

THE ANNUAL REPORT ON CSR ACTIVITIES TO BE INCLUDED IN THE BOARD'S REPORT 2017-18

1. Brief Outline of CSR Policy :

Adoption of villages, eradication of extreme hunger, malnutrition and poverty, promotion of education, promoting gender equality and empowering women, reducing child mortality and improving maternal health, combating human immunodeficiency virus, acquired immune deficiency syndrome, malaria and other diseases, ensuring environmental sustainability, social business project, contribution to Prime Ministers National Relief Fund or other fund set up by the Central or the State Governments for socio-economic development and relief and funds for the welfare of the Scheduled Caste, Scheduled Tribes, other backward classes, minorities and women, Promotion of Road Safety.

2. Composition of CSR Committee

The CSR Committee of the Board was constituted vide 1534 Board Meeting dated 23rd September 2014. The first CSR Committee Meeting was held on 29th October 2014. During the year under review, the committee met thrice.

Mr. G. Srinivasan	Chairman cum Managing Director
Mr. Arun Tiwari	Director
Mr. Hemant G. Rokade	Director & General Manager
Ms. T.L.Alamelu	Director
Mr. P. R. Murthy	Director
Ms. P. Sengupta	Director
Mr. Kuldip Singh	Director

3. Average Net Profits of the company for the last three financial years

The average net profit of the Company for the last three financial years calculated as specified by the Companies Act 2013 was ₹ 1,140.64 crore

4. Prescribed CSR Expenditure

The prescribed CSR expenditure requirement for FY 2018 was ₹ 22.81 crore.

5. Details of CSR Spent during the financial year 2017-18

- o Total amount spent during the FY : ₹ 13.40 crore
- o Amount Unspent : ₹ 9.41 crore
- o Manner in which the amount spent during the FY 2017-18 is detailed below :

1	2	3	4	5	6	7	8
NO	CSR Project	Sector in which the project is covered	Projects/ Programs (1) Local Area or other (2) State/ District	Amount Outlay(Budget) Project or Program wise	Amount spent on the Project or Programs (1) Direct Expenditure on projects or programs(2) Overheads in 2017-2018	Cumulative expenditure up to the reporting period	Amount Spent Direct or Implementing Agency
1	Ramakrishna Mission Ashram	Installation of 18 KW ON- GRID Roof Top Mounted Solar PV System	T. Nagar, Chennai	1133989	1133989	1133989	IMPLEMENTING AGENCY



2	Social Upliftment and Development for Health Action (SAUDHA)	Free early detection of cancer for women.	Kalyan, Mumbai	400000	100000	100000	IMPLEMENTING AGENCY
3	Wheel Chair Fencing Federation of India	Sponsorship of 10 Wheel Chairs/Tricycles to physically challenged people	Tambaram, Chennai	50000	50000	50000	IMPLEMENTING AGENCY
4	Vivekananda Rock Memorial & Vivekananda Kendra	Sponsoring Construction of Class Rooms, Furniture & Computers	VKV Amliang, Langjon, Arunachal Pradesh	3903760	1951880	1951880	IMPLEMENTING AGENCY
5	Sri Krishna Gana Sabha Trust	One time financial assistance for 62nd Art Festival 2017- Yagnaraman Centre for Performing Arts (YCPA) and Sri Krishna Gana Sabha Trust	T. Nagar, Chennai	250000	250000	250000	IMPLEMENTING AGENCY
6	Inumella Village Adoption	Adoption of 6 mandals in Inumella village by Rajyasabha MP	Guntur District, Andhra Pradesh	4000000	925358	925358	IMPLEMENTING AGENCY
7	Sanjeevani Life Beyond Cancer	One time financial assistance for providing certification course on professional oncology at Mumbai and Ahmedabad	Mumbai & Ahmadabad	1206500	733106	733106	IMPLEMENTING AGENCY
8	Young Scholars Educational Trust	One time financial assistance to Young Scholars Educational Trust, Delhi for visually impaired and weaker sections of society students	Delhi	385000	385000	385000	IMPLEMENTING AGENCY
9	The AkshayaP-atra Foundation	Sponsorship of Mid-day meals to 30,000 children	Vrindavan& Lucknow , Uttar Pradesh	4750000	760000	760000	IMPLEMENTING AGENCY
10	Science and Technology park (STEP)	Distribution of Scitech Surya Solar LED Home Lights Phase II	Pune, Maharashtra	3350410	2680328	2680328	IMPLEMENTING AGENCY



11	Chennai Cultural Academy Trust	One time financial assistance for Golden Jubilee Art Festival to Chennai Cultural Academy Trust	Kodambakkam, Chennai	200000	200000	200000	IMPLEMENTING AGENCY
12	Sri Veer-abhadra Chari-table Trust	4 Wheeler/ Ambulance for the aged people	Hubballi, Karnataka	444852	410907	410907	IMPLEMENTING AGENCY
13	Banyan Tree Events India Pvt Ltd	To sponsor multi-genre festival Kala Viraasat in Mumbai	Mumbai	500000	500000	500000	IMPLEMENTING AGENCY
14	Apparel Made-ups & Home Furnishing Sector Skill Council (AMHSSC)	Employment opportunities for youth in Apparel sector through vocational training	Solan, Himachal Pradesh	2611080	783324	783324	IMPLEMENTING AGENCY
15	Indian Women's Pilots Association & International Women Professional in Aviation and Aerospace (IWPA)	One time financial assistance for International Conference of Women in Aviation & Aerospace (part of Golden Jubilee Celebrations of IWPA)	New Delhi	1000000	0	0	IMPLEMENTING AGENCY
16	Bhakti Vedanta	50 Cancer Surgeries @ 1,00,000/Surgery	Mumbai	2500000	1000000	1000000	IMPLEMENTING AGENCY
17	AIM FOR SEVA	Sponsorship for Maintenance of student hostel having 58 students; 30,000 per annum per children	Keonjhar and Kalahandi districts, Odisha	1740000	540000	540000	IMPLEMENTING AGENCY
18	Incredible Creations Pvt Ltd	One time financial assistance for flagship program for creative girls aged 12-16 years "Rising from Colours" at New Delhi	New Delhi	300000	300000	300000	IMPLEMENTING AGENCY



19	Disable Welfare Trust of India	To sponsor 10 wheelchairs for physically handicapped persons to Disable Welfare Trust of India	Surat District,, Gujarat	42000	40000	40000	IMPLEMENTING AGENCY
20	District Panchayat Narmada, Gujarat	(i) To provide cement concrete fixed out door game equipments in Anganwadi Centers in Narmada District (Gujarat) (ii) To provide cement concrete fixed out door game equipments in Primary Schools in Narmada District (Gujarat)	Narmada District, Gujarat	4570000	0	0	IMPLEMENTING AGENCY
21	BhakthaRasi-kaRanjani Sabha	Co-Sponsorship of 47th Annual Day Celebrations 2018 for musical events	Mumbai	100000	100000	100000	IMPLEMENTING AGENCY
22	The Fine Arts Society	One time financial assistance for IndradhanushMahostav 2018	Mumbai	1000000	1000000	1000000	IMPLEMENTING AGENCY
23	G.V.M.C Sweekaaram Education Society & Society for prevention of cruelty to Animals	(i) One time financial assistance to G.V.M.C Sweekaaram Education Society for various educational projects (ii) One time financial assistance to Society for prevention of cruelty to Animals	Visakhapatnam District, Andhra Pradesh	200000	0	0	IMPLEMENTING AGENCY
24	SBI Green Marathon in collaboration with Radio Mirchi	To sponsor saplings for 20,000 plants in 6 cities during SBI Green Marathon 2018	Mumbai, Delhi, Bengaluru, Chennai, Ahmadabad and Chandigarh	2000000	1500000	1500000	IMPLEMENTING AGENCY
25	Matoshree Pratishthan Charitable Trust	Sponsorship of Drawing Competition for school students in Mumbai	Mumbai	100000	100000	100000	IMPLEMENTING AGENCY



26	Swachh Bharat Kosh	Contribution to Swachh Bharat Kosh for Construction of Toilets as a CSR Activity	Delhi	75000000	75000000	75000000	IMPLEMENTING AGENCY
	SWACHTA HI SEWA PAKHWADA	PREPARATION & SUPPLY OF BANNERS DURING ORGANIZATION OF SWACHTA HI SEWA PAKHWADA	Mumbai	56876	56876	56876	DIRECT
27	Medical Health and Family welfare , Rajasthan	Sponsorship of Rajasthan Government's Programme "Daughters are Precious"	Jaipur, Rajastan	1000000	0	0	IMPLEMENTING AGENCY
28	Indian Red Cross Society	One time financial assistance to Red Cross for treatment of Thalassemia patients and other CSR activities	Mumbai	4346850	0	0	IMPLEMENTING AGENCY
29	All India Cricket Association for the Physically Challenged	One time financial assistance for sponsoring Cricket Match for All India Cricket Association for the Physically Challenged	Mumbai	500000	500000	500000	IMPLEMENTING AGENCY
	All India Cricket Association for the Physically Challenged	To sponsor Inter Zone Tournament for physically challenged players in Mumbai	Mumbai	600000	600000	600000	IMPLEMENTING AGENCY
30	Shri Kedarnath Utthan Charitable Trust	Contribution to Shri Kedarnath Utthan Charitable Trust for redevelopment of Kedarnath town as a CSR Activity	Kedarnath, Uttarakhand	40000000	40000000	40000000	IMPLEMENTING AGENCY
31	Cancer Patients Aid Association	Screening and Adoption of cancer patients	Mumbai	800000	0	0	IMPLEMENTING AGENCY



32	K.K.Birla Memorial Society	One time financial assistance for Installation of high capacity Water Coolers fitted with an RO system in Govt. Upper Primary Schools, Rajasthan	Chambal District, Rajasthan	1000000	800000	800000	IMPLEMENTING AGENCY
33	DEEDS (Development Education Empowerment of the Disadvantaged in Society)	To provide capital item cost to the Bajaj Institute of Learning BIL Dehradun	Dehradun, Uttarakhand	3700000	0	0	IMPLEMENTING AGENCY
34	Gram Panchayat Takali (Chana); District Wardha, Maharashtra	Construction of Women Toilets as a CSR activity	Wardha District, Maharashtra	591000	118500	591000	IMPLEMENTING AGENCY
35	Rotary Club of Bhubaneswar, Meadows.	Women Empowerment & Livelihood project, Ambulance, Wheel Chairs to PWD's, Distribution of 1,000 Table Benches in Schools	Bhubaneswar, Odisha	3677971	1567789	3562475	IMPLEMENTING AGENCY
				168010288	134087057	136554243	

6. In case the Company has failed to spend 2% of the average net profit of the last three financial years thereof the company shall provide the reasons for not spending in its Board's Report:

The Company has actually spent ₹ 13.40 crore out of the total budget of ₹ 22.81 crore allocated project wise as given above. Many Projects which the company is spending under the CSR Budget has commenced this year i.e. 2017-18 but will get completed only in 2018-19. The difference is due to many projects being in various process of completion.

In years to come the Company proposes to ensure that further efforts are made to meet the targeted CSR spends.

The implementation and Monitoring of CSR Policy is in compliance with the CSR objectives and Policy of the Company. The Company has undertaken and implemented the projects with careful consideration and these projects are aligned with the vision in our CSR Policy. In line with the requirements of the Companies Act 2013, monitoring mechanisms (involving local Regional Offices as far as possible) have also been instituted to ensure the projects go on smoothly as planned.

G. SRINIVASAN

CHAIRMAN CUM MANAGING DIRECTOR

DIN NO. 01876234

KULDIP SINGH

INDEPENDENT DIRECTOR

DIN NO. 02905840



ANNEXURE C

FORM NO. MGT 9

Extract of Annual Return as on financial year ended March 31 2018.

Pursuant to Section 92 (3) of the Companies Act, 2013 and rule 12(1) of the Company (Management & Administration) Rules, 2014.

I. REGISTRATION & OTHER DETAILS:

1	CIN	L 66000 MH 1919 GOI 000526
2	Registration Date	23.07.1919
3	Name of the Company	The New India Assurance Company Limited
4	Category/Sub-category of the Company	Public Company
5	Address of the Registered office & contact details	New India Assurance Building, 87, M.G. Road, Fort, Mumbai 400001. Phone : 22708100 / 22708400
6	Whether listed company	Yes
7	Name, Address & contact details of the Registrar & Transfer Agent, if any.	M/s Link Intime India Private Limited , C-101, 247 Park, L.B.S.Marg, Vikhroli (W), Mumbai – 400 083

II. PRINCIPAL BUSINESS ACTIVITIES OF THE COMPANY (All the business activities contributing 10 % or more of the total turnover of the company shall be stated)

S. No.	Name and Description of main products / services	NIC Code of the Product/service	% to total turnover of the company
1	Non-Life Insurance	6512	100%

III. PARTICULARS OF HOLDING, SUBSIDIARY AND ASSOCIATE COMPANIES :

SN	Name & Address of the Company	CIN/GLN	Holding/ Subsidiary/ Associate	% of shares held	Applicable Section
1	New India Assurance(Trinidad & Tobago)		Subsidiary	83.89%	Section 2(87) of Companies Act 2013
2	Prestige Assurance Plc		Subsidiary	69.50%	Section 2(87) of Companies Act 2013
3	The New India Assurance Co. Ltd. (Sierra Leone) Ltd.		Subsidiary	100%	Section 2(87) of Companies Act 2013
4	Health Insurance TPA of India Limited		Associate	23.75%	Section 2(6) of Companies Act 2013
5	India International Insurance Pte Ltd., Singapore		Associate	20%	Section 2(6) of Companies Act 2013

IV. SHARE HOLDING PATTERN (Equity Share Capital Breakup as percentage of Total Equity)

The New India Assurance Company Limited										
Sr No	Category of Shareholders	Shareholding at the beginning of the year - 2017				Shareholding at the end of the year - 2018				% Change during the year
		Demat	Physical	Total	% of Total Shares	Demat	Physical	Total	% of Total Shares	
(A)	Shareholding of Promoter and Promoter Group	0	2000000000	2000000000	100					
[1]	Indian									
(a)	Individuals / Hindu Undivided Family	0	0	0	'0.0000	0	0	0	'0.0000	'0.0000



(b)	Central Government / State Government(s)	0	0	0	'0.0000	703999856	0	703999856	'85.4369	'85.4369
(c)	Financial Institutions / Banks	0	0	0	'0.0000	0	0	0	'0.0000	'0.0000
(d)	Any Other (Specify)									
	Sub Total (A)(1)	0	0	0		703999856	0	703999856	'85.4369	
[2]	Foreign									
(a)	Individuals (Non-Resident Individuals / Foreign Individuals)	0	0	0	'0.0000	0	0	0	'0.0000	'0.0000
(b)	Government	0	0	0	'0.0000	0	0	0	'0.0000	'0.0000
(c)	Institutions	0	0	0	'0.0000	0	0	0	'0.0000	'0.0000
(d)	Foreign Portfolio Investor	0	0	0	'0.0000	0	0	0	'0.0000	'0.0000
(e)	Any Other (Specify)									
	Sub Total (A)(2)	0	0	0		0	0	0	'0.0000	
	Total Shareholding of Promoter and Promoter Group(A)=(A)(1)+(A)(2)	0	0	0		703999856	0	703999856	'85.4369	
(B)	Public Shareholding									
[1]	Institutions									
(a)	Mutual Funds / UTI	0	0	0	'0.0000	2220988	0	2220988	'0.2695	'0.2695
(b)	Venture Capital Funds	0	0	0	'0.0000	0	0	0	'0.0000	'0.0000
(c)	Alternate Investment Funds	0	0	0	'0.0000	0	0	0	'0.0000	'0.0000
(d)	Foreign Venture Capital Investors	0	0	0	'0.0000	0	0	0	'0.0000	'0.0000
(e)	Foreign Portfolio Investor	0	0	0	'0.0000	1071495	0	1071495	'0.1300	'0.1300
(f)	Financial Institutions / Banks	0	0	0	'0.0000	18297677	0	18297677	'2.2206	'2.2206
(g)	Insurance Companies	0	0	0	'0.0000	90165893	0	90165893	'10.9425	'10.9425
(h)	Provident Funds/ Pension Funds	0	0	0	'0.0000	0	0	0	'0.0000	'0.0000
(i)	Any Other (Specify)									
	Sub Total (B)(1)	0	0	0		111756053	0	111756053	'13.5626	
[2]	Central Government/ State Government(s)/ President of India									
	Sub Total (B)(2)	0	0	0		0	0	0	'0.0000	
[3]	Non-Institutions									
(a)	Individuals									
(i)	Individual shareholders holding nominal share capital upto Rs. 1 lakh.	0	0	0	'0.0000	4725179	38	4725217	'0.5734	'0.5734
(ii)	Individual shareholders holding nominal share capital in excess of Rs. 1 lakh	0	0	0	'0.0000	368501	0	368501	'0.0447	'0.0447
(b)	NBFCs registered with RBI	0	0	0	'0.0000	0	0	0	'0.0000	'0.0000
(c)	Employee Trusts	0	0	0	'0.0000	0	0	0	'0.0000	'0.0000
(d)	Overseas Depositories(holding DRs) (balancing figure)	0	0	0	'0.0000	0	0	0	'0.0000	'0.0000
(e)	Any Other (Specify)									



Trusts	0	0	0	'0.0000	10100	0	10100	'0.0012	'0.0012
Hindu Undivided Family	0	0	0	'0.0000	128672	0	128672	'0.0156	'0.0156
Non Resident Indians (Non Repat)	0	0	0	'0.0000	74468	0	74468	'0.0090	'0.0090
Non Resident Indians (Repat)	0	0	0	'0.0000	230641	0	230641	'0.0280	'0.0280
Clearing Member	0	0	0	'0.0000	46193	0	46193	'0.0056	'0.0056
Bodies Corporate	0	0	0	'0.0000	2660299	0	2660299	'0.3229	'0.3229
Sub Total (B)(3)	0	0	0		8244053	38	8244091	'1.0005	
Total Public Shareholding(B)=(B)(1)+(B)(2)+(B)(3)	0	0	0		120000106	38	120000144	'14.5631	
Total (A)+(B)	0	0	0		823999962	38	824000000	'100.0000	
(C) Non Promoter - Non Public									
[1] Custodian/DR Holder	0	0	0	'0.0000	0	0	0	'0.0000	'0.0000
[2] Employee Benefit Trust (under SEBI (Share based Employee Benefit) Regulations, 2014)	0	0	0	'0.0000	0	0	0	'0.0000	'0.0000
Total (A)+(B)+(C)	0	0	0	'0.0000	823999962	38	824000000	'100.0000	

Category-wise Share Holding :

(ii) Shareholding of Promoters

The New India Assurance Company Limited								
Sr No	Shareholder's Name	Shareholding at the beginning of the year - 2017			Shareholding at the end of the year - 2018			% change in shareholding during the year
		No. of Shares held	% of total Shares of the company	% of Shares Pledged / encumbered to total shares	No. of Shares held	% of total Shares of the company	% of Shares Pledged / encumbered to total shares	
1	GOVERNMENT OF INDIA IN THE NAME OF PRESIDENT OF INDIA	200000000	100	'0.0000	703999856	'85.4369	'0.0000	'85.4369
	Total	200000000	100	'0.0000	703999856	'85.4369	'0.0000	

iii) Change in Promoters' Shareholding

The New India Assurance Company Limited								
Sr No.	Name & Type of Transaction	Shareholding at the beginning of the year - 2017		Transactions during the year		Cumulative Shareholding at the end of the year - 2018		
		NO.OF SHARES HELD	% OF TOTAL SHARES OF THE COMPANY	DATE OF TRANSACTION	NO. OF SHARES	NO OF SHARES HELD	% OF TOTAL SHARES OF THE COMPANY	
1	GOVERNMENT OF INDIA IN THE NAME OF PRESIDENT OF INDIA	200000000	100			0	0.0000	
	Transfer			17 Nov 2017	703999840	703999840	85.4369	
	Transfer			12 Jan 2018	16	703999856	85.4369	
	AT THE END OF THE YEAR					703999856	85.4369	

Note: 1. Paid up Share Capital of the Company (Face Value Rs. 5.00) at the end of the year is 824000000 Shares.

2. The details of holding has been clubbed based on PAN.

3. % of total Shares of the Company is based on the paid up Capital of the Company at the end of the Year.



iv) Shareholding Pattern of top ten Shareholders:

(Other than Directors, Promoters and Holders of GDRs and ADRs):

Sr No.	Name & Type of Transaction	Shareholding at the beginning of the year - 2017		Transactions during the year		Cumulative Shareholding at the end of the year - 2018	
		NO.OF SHARES HELD	% OF TOTAL SHARES OF THE COMPANY	DATE OF TRANSACTION	NO. OF SHARES	NO OF SHARES HELD	% OF TOTAL SHARES OF THE COMPANY
1	LIFE INSURANCE CORPORATION OF INDIA	0	0.0000			0	0.0000
	Transfer			17 Nov 2017	71416594	71416594	8.6671
	AT THE END OF THE YEAR					71416594	8.6671
2	GENERAL INSURANCE CORPORATION OF INDIA	0	0.0000			0	0.0000
	Transfer			17 Nov 2017	10833823	10833823	1.3148
	AT THE END OF THE YEAR					10833823	1.3148
3	STATE BANK OF INDIA	0	0.0000			0	0.0000
	Transfer			17 Nov 2017	10353042	10353042	1.2564
	AT THE END OF THE YEAR					10353042	1.2564
4	UNITED INDIA INSURANCE COMPANY LIMITED	0	0.0000			0	0.0000
	Transfer			17 Nov 2017	2306752	2306752	0.2799
	AT THE END OF THE YEAR					2306752	0.2799
5	NATIONAL INSURANCE COMPANY LTD	0	0.0000			0	0.0000
	Transfer			17 Nov 2017	2195737	2195737	0.2665
	Transfer			05 Jan 2018	23646	2219383	0.2693
	AT THE END OF THE YEAR					2219383	0.2693
6	ANDHRA BANK	0	0.0000			0	0.0000
	Transfer			17 Nov 2017	2166752	2166752	0.2630
	Transfer			22 Dec 2017	(1007)	2165745	0.2628
	Transfer			29 Dec 2017	1007	2166752	0.2630
	AT THE END OF THE YEAR					2166752	0.2630
7	UNION BANK OF INDIA	0	0.0000			0	0.0000
	Transfer			17 Nov 2017	2166752	2166752	0.2630
	AT THE END OF THE YEAR					2166752	0.2630
8	SBI MAGNUM TAXGAIN SCHEME	0	0.0000			0	0.0000
	Transfer			26 Jan 2018	770000	770000	0.0934
	Transfer			02 Feb 2018	421000	1191000	0.1445
	Transfer			09 Mar 2018	(1850)	1189150	0.1443
	AT THE END OF THE YEAR					1189150	0.1443
9	THE ORIENTAL INSURANCE COMPANY LIMITED	0	0.0000			0	0.0000
	Transfer			17 Nov 2017	1083376	1083376	0.1315
	Transfer			24 Nov 2017	8000	1091376	0.1324
	Transfer			01 Dec 2017	14000	1105376	0.1341
	Transfer			08 Dec 2017	17000	1122376	0.1362
	Transfer			15 Dec 2017	8707	1131083	0.1373
	Transfer			22 Dec 2017	6576	1137659	0.1381
	Transfer			29 Dec 2017	9997	1147656	0.1393
	Transfer			05 Jan 2018	7220	1154876	0.1402
	AT THE END OF THE YEAR					1154876	0.1402



10	PUNJAB NATIONAL BANK	0	0.0000			0	0.0000
	Transfer			17 Nov 2017	1083376	1083376	0.1315
	AT THE END OF THE YEAR					1083376	0.1315

Note: 1. Paid up Share Capital of the Company (Face Value Rs. 5.00) at the end of the year is 824000000 Shares.

2. The details of holding has been clubbed based on PAN.

3. % of total Shares of the Company is based on the paid up Capital of the Company at the end of the Year.

V) Shareholding of Directors and Key Managerial Personnel:

Shareholding of Mr. G. Srinivasan (Chairman cum Managing Director)

SN	For each of the Directors and KMP	Shareholding at the beginning of the year		Cumulative Shareholding during the year	
		No. of shares	% of total shares of the company	No. of shares	% of total shares of the company
1	At the beginning of the year	4	0.000002	4	0.000002
2	Date wise Increase / Decrease in Promoters Shareholding during the year specifying the reasons for increase /decrease (e.g. allotment / transfer / bonus/ sweat equity etc.):	Split of the Shares in the ratio of 1 share of face value of Rs. 10 to 2 shares of face value of Rs. 5. (Date of split 04.08.2017) Bonus issue of shares in the ratio of 1 share of face value of Rs. 5 for each share of face value of Rs. 5. (Date of split 04.08.2017)			
3	At the end of the year	16	0.000002	16	0.000002

Shareholding of Mr. Hemant G. Rokade (Director and General Manager)

SN	Shareholding of each Directors and each Key Managerial Personnel	Shareholding at the beginning of the year		Cumulative Shareholding during the year	
		No. of shares	% of total shares of the company	No. of shares	% of total shares of the company
1	At the beginning of the year	4	0.000002	4	0.000002
2	Date wise Increase / Decrease in Promoters Shareholding during the year specifying the reasons for increase /decrease (e.g. allotment / transfer / bonus/ sweat equity etc.):	Split of the Shares in the ratio of 1 share of face value of Rs. 10 to 2 shares of face value of Rs. 5. (Date of split 04.08.2017) Bonus issue of shares in the ratio of 1 share of face value of Rs. 5 for each share of face value of Rs. 5. (Date of split 04.08.2017)			
3	At the end of the year	16	0.000002	16	0.000002

Shareholding of Ms S.N. Rajeswari (GM, FA & CFO)

SN	Shareholding of each Directors and each Key Managerial Personnel	Shareholding at the beginning of the year		Cumulative Shareholding during the year	
		No. of shares	% of total shares of the company	No. of shares	% of total shares of the company
1	At the beginning of the year	4	0.000002	4	0.000002
2	Date wise Increase / Decrease in Promoters Shareholding during the year specifying the reasons for increase /decrease (e.g. allotment / transfer / bonus/ sweat equity etc.):	Split of the Shares in the ratio of 1 share of face value of Rs. 10 to 2 shares of face value of Rs. 5. (Date of split 04.08.2017) Bonus issue of shares in the ratio of 1 share of face value of Rs. 5 for each share of face value of Rs. 5. (Date of split 04.08.2017)			
3	At the end of the year	16	0.000002	16	0.000002

Shareholding of Mr. Anil Kumar (Director and General Manager)



SN	Shareholding of each Directors and each Key Managerial Personnel	Shareholding at the beginning of the year		Cumulative Shareholding during the year	
		No. of shares	% of total shares of the company	No. of shares	% of total shares of the company
1	At the beginning of the year	4	0.000002	4	0.000002
2	Date wise Increase / Decrease in Promoters Shareholding during the year specifying the reasons for increase /decrease (e.g. allotment / transfer / bonus/ sweat equity etc.):	Split of the Shares in the ratio of 1 share of face value of Rs. 10 to 2 shares of face value of Rs. 5. (Date of split 04.08.2017) Bonus issue of shares in the ratio of 1 share of face value of Rs. 5 for each share of face value of Rs. 5. (Date of split 04.08.2017)			
3	At the end of the year	16	0.000002	16	0.000002

Shareholding of Mr. C Narambunathan (Director and General Manager)

SN	Shareholding of each Directors and each Key Managerial Personnel	Shareholding at the beginning of the year		Cumulative Shareholding during the year	
		No. of shares	% of total shares of the company	No. of shares	% of total shares of the company
1	At the beginning of the year	4	0.000002	4	0.000002
2	Date wise Increase / Decrease in Promoters Shareholding during the year specifying the reasons for increase /decrease (e.g. allotment / transfer / bonus/ sweat equity etc.):	Split of the Shares in the ratio of 1 share of face value of Rs. 10 to 2 shares of face value of Rs. 5. (Date of split 04.08.2017) Bonus issue of shares in the ratio of 1 share of face value of Rs. 5 for each share of face value of Rs. 5. (Date of split 04.08.2017)			
3	At the end of the year	16	0.000002	16	0.000002

Shareholding of Mr. Sidhart Saratchandra Pradhan (General Manager)

SN	Shareholding of each Directors and each Key Managerial Personnel	Shareholding at the beginning of the year		Cumulative Shareholding during the year	
		No. of shares	% of total shares of the company	No. of shares	% of total shares of the company
1	At the beginning of the year	4	0.000002	4	0.000002
2	Date wise Increase / Decrease in Promoters Shareholding during the year specifying the reasons for increase /decrease (e.g. allotment / transfer / bonus/ sweat equity etc.):	Split of the Shares in the ratio of 1 share of face value of Rs. 10 to 2 shares of face value of Rs. 5. (Date of split 04.08.2017) Bonus issue of shares in the ratio of 1 share of face value of Rs. 5 for each share of face value of Rs. 5. (Date of split 04.08.2017)			
3	At the end of the year	16	0.000002	16	0.000002

Shareholding of Mr. Hemant G. Rokade (Director and General Manager)

SN	Shareholding of each Directors and each Key Managerial Personnel	Shareholding at the beginning of the year		Cumulative Shareholding during the year	
		No. of shares	% of total shares of the company	No. of shares	% of total shares of the company
1	At the beginning of the year	4	0.000002	4	0.000002
2	Date wise Increase / Decrease in Promoters Shareholding during the year specifying the reasons for increase /decrease (e.g. allotment / transfer / bonus/ sweat equity etc.):	Split of the Shares in the ratio of 1 share of face value of Rs. 10 to 2 shares of face value of Rs. 5. (Date of split 04.08.2017) Bonus issue of shares in the ratio of 1 share of face value of Rs. 5 for each share of face value of Rs. 5. (Date of split 04.08.2017)			
3	At the end of the year	16	0.000002	16	0.000002



Shareholding of Ms. Tajinder Mukherjee (General Manager)

SN	Shareholding of each Directors and each Key Managerial Personnel	Shareholding at the beginning of the year		Cumulative Shareholding during the year	
		No. of shares	% of total shares of the company	No. of shares	% of total shares of the company
1	At the beginning of the year	4	0.000002	4	0.000002
2	Date wise Increase / Decrease in Promoters Shareholding during the year specifying the reasons for increase /decrease (e.g. allotment / transfer / bonus/ sweat equity etc.):	Split of the Shares in the ratio of 1 share of face value of Rs. 10 to 2 shares of face value of Rs. 5. (Date of split 04.08.2017) Bonus issue of shares in the ratio of 1 share of face value of Rs. 5 for each share of face value of Rs. 5. (Date of split 04.08.2017)			
3	At the end of the year	16	0.000002	16	0.000002

Shareholding of Mr. Zafir Alam (General Manager)

SN	Shareholding of each Directors and each Key Managerial Personnel	Shareholding at the beginning of the year		Cumulative Shareholding during the year	
		No. of shares	% of total shares of the company	No. of shares	% of total shares of the company
1	At the beginning of the year	4	0.000002	4	0.000002
2	Date wise Increase / Decrease in Promoters Shareholding during the year specifying the reasons for increase /decrease (e.g. allotment / transfer / bonus/ sweat equity etc.):	Split of the Shares in the ratio of 1 share of face value of Rs. 10 to 2 shares of face value of Rs. 5. (Date of split 04.08.2017) Bonus issue of shares in the ratio of 1 share of face value of Rs. 5 for each share of face value of Rs. 5. (Date of split 04.08.2017)			
3	At the end of the year	16	0.000002	16	0.000002

Shareholding of Mr. Renjit Gangadharan (General Manager)

SN	Shareholding of each Directors and each Key Managerial Personnel	Shareholding at the beginning of the year		Cumulative Shareholding during the year	
		No. of shares	% of total shares of the company	No. of shares	% of total shares of the company
1	At the beginning of the year	4	0.000002	4	0.000002
2	Date wise Increase / Decrease in Promoters Shareholding during the year specifying the reasons for increase /decrease (e.g. allotment / transfer / bonus/ sweat equity etc.):	Split of the Shares in the ratio of 1 share of face value of Rs. 10 to 2 shares of face value of Rs. 5. (Date of split 04.08.2017) Bonus issue of shares in the ratio of 1 share of face value of Rs. 5 for each share of face value of Rs. 5. (Date of split 04.08.2017)			
3	At the end of the year	16	0.000002	16	0.000002

Shareholding of Mr. Rakesh Kumar (General Manager)

SN	Shareholding of each Directors and each Key Managerial Personnel	Shareholding at the beginning of the year		Cumulative Shareholding during the year	
		No. of shares	% of total shares of the company	No. of shares	% of total shares of the company
1	At the beginning of the year	4	0.000002	4	0.000002
2	Date wise Increase / Decrease in Promoters Shareholding during the year specifying the reasons for increase /decrease (e.g. allotment / transfer / bonus/ sweat equity etc.):	Split of the Shares in the ratio of 1 share of face value of Rs. 10 to 2 shares of face value of Rs. 5. (Date of split 04.08.2017) Bonus issue of shares in the ratio of 1 share of face value of Rs. 5 for each share of face value of Rs. 5. (Date of split 04.08.2017)			
3	At the end of the year	16	0.000002	16	0.000002

**V) INDEBTEDNESS –**

The Company has no indebtedness with respect to Secured or Unsecured Loans or Deposits during the Financial Year 2015-16

VI. REMUNERATION OF DIRECTORS AND KEY MANAGERIAL PERSONNEL-**A. Remuneration to Managing Director, Whole-time Directors and/or Manager:**

SN.	Particulars of Remuneration	Name of MD/WTM/ Manager					
		G. Srinivasan	C Narambunathan	Hemant G. Rokade	T.L. Alamelu	Zafir Alam	Anil Kumar
1	Gross salary						
	(a) Salary as per provisions contained in section 17(1) of the Income-tax Act, 1961	2874564.00	2035048	2123201.00	344813	1643523	1348968
	(b) Value of perquisites u/s 17(2) Income-tax Act, 1961	0.00	234666.75	2,38,469.67	0.00	398624.12	387882.16
	(c) Profits in lieu of salary Under Section 17(3) Income - tax Act, 1961	0.00	0.00	0.00	0.00	0.00	0.00
2	Stock Option	0.00	0.00	0.00	0.00	0.00	0.00
3	Sweat Equity	0.00	0.00	0.00	0.00	0.00	0.00
4	Commission - as % of profit - others specify...	0.00	0.00	0.00	0.00	0.00	0.00
5	Others, please specify	0.00	0.00	0.00	0.00	0.00	0.00
	Total (A)	2874564.00	2269714.75	2361670.67	344813.00	2042147.12	1736850.16
	Ceiling as per the Act	As per Section 197 and Section 198 of Companies Act 2013					



B. Remuneration to other directors

SN.	Particulars of Remuneration	Name of Director		
		Mr. S. K. Chanana	Mr. Kuldip Singh	Mr. S. K. Banerjee
1	Independent Director			
	Fee for attending board committee meetings	216000	216000	189000
	Commission	0.00	0.00	0.00
	Others, please specify	0.00	0.00	0.00
	Total (1)	216000	216000	189000
2	Other Non-Executive Directors			
	Fee for attending board committee meetings			
	Commission			
	Others, please specify			
	Total (2)			
	Total (B)=(1+2)			
	Total Managerial Remuneration			
	Overall Ceiling as per the Act			

C. REMUNERATION TO KEY MANAGERIAL PERSONNEL OTHER THAN MD/MANAGER/WTD

SN	Particulars of Remuneration	Key Managerial Personnel								Total
		CS	CFO	CMO	Appointed Actuary	Chief of Internal Audit	Chief Investment Officer	Chief Risk Officer	Chief Under writing Officer	
1	Gross salary	1522544	1963461	2050173	4988710	1699339	1766216	1998810	2054780	18044033
	(a) Salary as per provisions contained in section 17(1) of the Income-tax Act, 1961									
	(b) Value of Perquisites u/s 17(2) Income-tax Act, 1961	25142	451590	229938	765859	408409	180650	26540	230427	2318555
	(c) Profits in Lieu of salary under section 17(3) Income-tax Act, 1961									
2	Stock Option									
3	Sweat Equity									



4	Commission									
	- as % of profit									
	others, specify...									
5	Others, please specify									
	Total	1547686	2415051	2280111	5754569	2107748	1946866	2025350	2285207	20362588

VII. PENALTIES / PUNISHMENT/ COMPOUNDING OF OFFENCES: NIL

G. SRINIVASAN
CHAIRMAN CUM MANAGING DIRECTOR
DIN NO. 01876234

Place : Mumbai

Date : 11th May 2018



ANNEXURE D

I. Audit Qualification (each audit qualification separately): CONSOLIDATED**Details of Audit Qualification:**

In case of subsidiary companies, where the accounts are made and maintained in accordance with International Financial Reporting Standards(IFRS) as required under the local laws of the respective country, during the process of consolidation, accounting adjustments have been made to align the accounts of the company to confirm to the accounting policies followed by the Company however there are material differences in respect of certain items as stated in Significant accounting policies, proportion of these items to which different accounting policies have been applied is not ascertained.

(i) Management's estimation on the impact of audit qualification: Not quantified

(ii) **If management is unable to estimate the impact, reasons for the same:**

Accounts of the subsidiaries are merged with the Company on line by line basis as required by applicable regulations. Various liabilities and obligations of subsidiaries reflected in their financial statements have been incorporated in our consolidated financial statements providing a true and fair representation of our consolidated financial statements. The impact of the same is not expected to be material considering the size of the subsidiaries.

(iii) **Auditors' Comments on (i) or (ii) above:**

Adequate disclosure has been made in the significant accounting policies forming part of the accounts regarding certain items during the process of consolidation, since the impact arising out of these differences in accounting policies has not been ascertained, the same cannot be commented upon.

II. Audit Qualification (each audit qualification separately): CONSOLIDATED**Details of Audit Qualification:**

Consolidation of accounts of subsidiaries and one associate have been prepared on calendar basis and have been combined as such, thereby intra group balances have not been eliminated in full as required under the provisions of AS-21 on consolidated financial statements issued by ICAI. The precise impact of which is not ascertained.

(i) **Management's estimation on the impact of audit qualification: Not quantified**

(ii) **If management is unable to estimate the impact, reasons for the same:**

Our subsidiaries and associates prepare accounts based on local regulatory requirements and as per provisions of AS-21 gap of six months in the holding Company and subsidiary Company accounting period is allowed. There is no material changes in the accounts of subsidiaries requiring adjustments during the quarter ended March 2018.

(iii) **Auditors' Comments on (i) or (ii) above:**

As stated in the qualification contained in the Audit Report of the consolidated financial statements, since the intra group balances have not been eliminated in full due the reasons stated by the management in the disclosures made in the notes to accounts, the impact could not be ascertained.

III. Audit Qualification (each audit qualification separately): CONSOLIDATED**Details of Audit Qualification:**

Balances due to/from persons or bodies carrying on Insurance Business including reinsurers are subject to confirmations and reconciliation, the ageing of these balances and records relating to old balances are not available in the records of the Company. Balances of inter office accounts, control accounts, few Bank accounts including those relating to Pradhan Mantri Fasal Bima Yojana, certain loans and other accounts at certain offices are also pending for reconciliation/confirmation and consequential adjustments, effect of which, if any, is not ascertainable and cannot be commented upon. The impact of the above, on year end restatement of these balances recorded in foreign currency as required under Accounting Standard 11 issued under Sec 133 of the Companies Act, 2013 could not be ascertained.

(i) Management's estimation on the impact of audit qualification: Not quantified

(ii) **If management is unable to estimate the impact, reasons for the same:**

During the year 2017-18 we have made further progress in the reconciliation of co-insurance balances and the balances have been further brought down and the exercise would be continued in 2018-19. Reinsurance balances are running balances for which confirmations are obtained on regular basis and not as a year-end exercise. Company is making efforts in identifying the amounts received from re-insurers so that it is appropriated with the receivables and proper ageing of the balances can be generated.

Interoffice accounts reconciliation is being carried on a continuous basis and in our opinion there is no significant impact on revenue. All Bank accounts have been reconciled and few open items pending are also being attended to. Control accounts are being reconciled on a continuous basis.



The reconciliation of Reinsurance balances is in progress and the corresponding impact on these balances denominated in foreign currency is also being taken up.

As the reconciliation is in progress in all the above matters, the impact cannot be estimated.

(iii) Auditors' Comments on (i) or (ii) above:

Adequate disclosures have been made in the Notes forming part of accounts referred to in the qualification. Since the impact arising out of the above disclosure in the Notes, is not ascertained, the overall impact on the financial statement cannot be commented upon.

IV. Audit Qualification (each audit qualification separately): STANDALONE

a. Details of Audit Qualification:

Balances due to/from persons or bodies carrying on Insurance Business including reinsurers are subject to confirmations and reconciliation, the ageing of these balances and records relating to old balances are not available in the records of the Company. Balances of inter office accounts, control accounts, few Bank accounts including those relating to Pradhan Mantri Fasal Bima Yojana, certain loans and other accounts at certain offices are also pending for reconciliation/confirmation and consequential adjustments, effect of which, if any, is not ascertainable and cannot be commented upon. The impact of the above, on year end restatement of these balances recorded in foreign currency as required under Accounting Standard 11 issued under Sec 133 of the Companies Act, 2013 could not be ascertained.

(i) Management's estimation on the impact of audit qualification: Not quantified

(ii) If management is unable to estimate the impact, reasons for the same:

During the year 2017-18 we have made further progress in the reconciliation of co-insurance balances and the balances have been further brought down and the exercise would be continued in 2018-19. Reinsurance balances are running balances for which confirmations are obtained on regular basis and not as a year-end exercise. Company is making efforts in identifying the amounts received from re-insurers so that it is appropriated with the receivables and proper ageing of the balances can be generated.

Interoffice accounts reconciliation is being carried on a continuous basis and in our opinion there is no significant impact on revenue. All Bank accounts have been reconciled and few open items pending are also being attended to. Control accounts are being reconciled on a continuous basis.

The reconciliation of Reinsurance balances is in progress and the corresponding impact on these balances denominated in foreign currency is also being taken up.

As the reconciliation is in progress in all the above matters, the impact cannot be estimated.

(iii) Auditors' Comments on (i) or (ii) above:

Adequate disclosures have been made in the Notes forming part of accounts referred to in the qualification. Since the impact arising out of the above disclosure in the Notes, is not ascertained, the overall impact on the financial statement cannot be commented upon.

➤ REPLY TO THE OBSERVATIONS OF THE SECRETARIAL AUDITOR FOR THE FINANCIAL YEAR ENDED 31ST MARCH, 2018

(a) The constitution of Investment Committee was not in conformity with Clause 7.2 of Guidelines for Corporate Governance for Insurers in India dated 18th May, 2016 till 29th August, 2017.

- The Directors are appointed by Government of India. As the Company has no power to appoint Directors, the above condition was fulfilled in August 2017 after appointment of Independent Directors by Government of India.

(b) The Policyholders Protection Committee was not headed by a Non-Executive Director till 21st July, 2017 as required under Clause 7.4 of Guidelines for Corporate Governance for Insurers in India dated 18th May, 2016.

- As stated above, after appointment of Independent Directors by Government of India, the Company complied with the above provisions with regard to Non Executive Director heading the Policyholders Protection Committee.



ANNEXURE E

Disclosures required with respect to Section 197(2) of the Companies Act 2013 and Rule 5(1) of the Companies (Appointment and Remuneration) Rules 2014

The ratio of the remuneration of each Director to the median employee's remuneration and such other details in terms of Section 197(12) of the Companies Act, 2013 read with Rule 5 of the Companies (Appointment and Remuneration of Managerial Personnel) Rules, 2014.

The ratio of the remuneration of each Director to the median employee's remuneration and such other details

in terms of Section 197(12) of the Companies Act, 2013 read with Rule 5 of the Companies (Appointment and Remuneration of Managerial Personnel) Rules, 2014.

- (i) **The ratio of the remuneration of each director to the median remuneration of the employees of the company for the financial;**

Mr. G. Srinivasan	:	3.33 : 1
Mr. Hemant Rokade	:	2.46 : 1
- (ii) **The percentage increase in remuneration of each director, Chief Financial Officer, Chief Executive Officer, Company Secretary or Manager;**
 The percentage increase in remuneration of each director, Chief Financial Officer, Chief Executive Officer, Company Secretary ranged between (-) 5.23 % to 5.80 %
- (iii) **The percentage increase in the median remuneration of employees in the financial year;**
 The percentage increase in the median remuneration of employee in the last financial year was 2.48%.
- (iv) **The number of permanent employees on the rolls of company;**
 The number of permanent employees on the rolls of company as on March 31, 2018 were 17880.
- (v) **Average percentile increase already made in the salaries of employees other than the managerial personnel in the last financial year and its comparison with the percentile increase in the managerial remuneration and justification thereof and point out if there are any exceptional circumstances for increase in the managerial remuneration;**
 The average percentile increase in salaries of employees other than the key managerial personnel in the last financial year was 2.48%. While average percentile increase in the salaries of key managerial personnel in the last financial year was in the range of (-) 5.23 % to 5.80%
- (vi) **Affirmation that the remuneration is as per the remuneration policy of the company**
 Yes

**ANNEXURE G****Form AOC-1**

(Pursuant to first proviso to sub-section (3) of section 129 read with rule 5 of Companies (Accounts) Rules, 2014)
Statement containing salient features of the financial statement of subsidiaries/associate companies/joint ventures

Part "A": Subsidiaries

Sl. No.	Particulars	Details	₹ '000
1.	Name of the subsidiary	THE NEW INDIA ASSURANCE COMPANY (TRINIDAD AND TOBAGO) LIMITED	
2.	Reporting period for the subsidiary concerned, if different from the holding company's reporting period	December 31, 2017	
3.	Reporting currency and Exchange rate as on the last date of the relevant Financial year in the case of foreign subsidiaries	Trinidad and Tobago dollars	
		Exchange rate ₹9.3904/T&T Dollar	
4.	Share capital		1,63,571
5.	Reserves & surplus		11,96,479
6.	Total assets		34,90,750
7.	Total Liabilities		19,39,812
8.	Investments		11,84,857
9.	Turnover (Net Earned Premium)		7,71,914
10.	Profit before taxation		(1,38,567)
11.	Provision for taxation		(14,100)
12.	Profit after taxation		(1,24,467)
13.	Proposed Dividend		NIL
14.	% of shareholding		83.89

Jayashree Nair
 Company Secretary

S. N. Rajeswari
 Chief Financial Officer

C. Narambunathan
 Director
 DIN No.08101846

Hemant G. Rokade
 Director
 DIN No.06417520

G. Srinivasan
 Chairman-Cum- Managing Director
 DIN No.01876234

For R. Devendra Kumar & Associates
 Firm Reg. No. 114207W
 Chartered Accountants

For A. Bafna & Co.
 Firm Reg. No. 003660C
 Chartered Accountants

For NBS & CO.
 Firm Reg. No. 110100W
 Chartered Accountants

Neeraj Golas
 Partner
 Membership Number 074392

Mukesh Kumar Gupta
 Partner
 Membership Number 073515

Pradeep J. Shetty
 Partner
 Membership Number 046940

Mumbai
 11th May 2018

**Form AOC-1**

(Pursuant to first proviso to sub-section (3) of section 129 read with rule 5 of Companies (Accounts) Rules, 2014)
Statement containing salient features of the financial statement of subsidiaries/associate companies/joint ventures

Part "A": Subsidiaries

SI. No.	Particulars	Details	₹ '000
1.	Name of the subsidiary	PRESTIGE ASSURANCE PLC, NIGERIA	
2.	Reporting period for the subsidiary concerned, if different from the holding company's reporting period	December 31, 2017	
3.	Reporting currency and Exchange rate as on the last date of the relevant Financial year in the case of foreign subsidiaries	Nigerian Naira	
		Exchange rate ₹ 0.1760/ Naira	
4.	Share capital		4,72,598
5.	Reserves & surplus		1,72,549
6.	Total assets		12,75,798
7.	Total Liabilities		6,23,505
8.	Investments		286,702
9.	Turnover (Net Earned Premium)		2,86,043
10.	Profit before taxation		1,21,860
11.	Provision for taxation		36,143
12.	Profit after taxation		85,716
13.	Proposed Dividend		0
14.	% of shareholding		69.5

Jayashree Nair
 Company Secretary

S. N. Rajeswari
 Chief Financial Officer

C. Narambunathan
 Director
 DIN No.08101846

Hemant G. Rokade
 Director
 DIN No.06417520

G. Srinivasan
 Chairman-Cum- Managing Director
 DIN No.01876234

For R. Devendra Kumar & Associates
 Firm Reg. No. 114207W
 Chartered Accountants

For A. Bafna & Co.
 Firm Reg. No. 003660C
 Chartered Accountants

For NBS & CO.
 Firm Reg. No. 110100W
 Chartered Accountants

Neeraj Golas
 Partner
 Membership Number 074392

Mukesh Kumar Gupta
 Partner
 Membership Number 073515

Pradeep J. Shetty
 Partner
 Membership Number 046940

Mumbai
 11th May 2018



Form AOC-1

(Pursuant to first proviso to sub-section (3) of section 129 read with rule 5 of Companies (Accounts) Rules, 2014)
Statement containing salient features of the financial statement of subsidiaries/associate companies/joint ventures

Part "A": Subsidiaries

₹ '000

Sl. No.	Particulars	Details
1.	Name of the subsidiary	THE NEW INDIA ASSURANCE COMPANY (SIERRA LEONE) LTD
2.	Reporting period for the subsidiary concerned, if different from the holding company's reporting period	December 31, 2017
3.	Reporting currency and Exchange rate as on the last date of the relevant Financial year in the case of foreign subsidiaries	Sierra Leonean Leone Exchange rate ₹ 0.0083/Leonean
4.	Share capital	4
5.	Reserves & surplus	368
6.	Total assets	4,007
7.	Total Liabilities	3,635
8.	Investments	0
9.	Turnover (Net Earned Premium)	0
10.	Profit before taxation	(52)
11.	Provision for taxation	(16)
12.	Profit after taxation	(37)
13.	Proposed Dividend	0
14.	% of shareholding	100

Jayashree Nair
Company Secretary

S. N. Rajeswari
Chief Financial Officer

C. Narambunathan
Director
DIN No.08101846

Hemant G. Rokade
Director
DIN No.06417520

G. Srinivasan
Chairman-Cum- Managing Director
DIN No.01876234

For R. Devendra Kumar & Associates
Firm Reg. No. 114207W
Chartered Accountants

For A. Bafna & Co.
Firm Reg. No. 003660C
Chartered Accountants

For NBS & CO.
Firm Reg. No. 110100W
Chartered Accountants

Neeraj Golas
Partner
Membership Number 074392

Mukesh Kumar Gupta
Partner
Membership Number 073515

Pradeep J. Shetty
Partner
Membership Number 046940

Mumbai
11th May 2018

**Part “B”: Associates and Joint Ventures****Statement pursuant to Section 129 (3) of the Companies Act, 2013 related to Associate Companies and Joint Ventures**

Name of associates/Joint Ventures	India International Insurance Pte Ltd
1. Latest audited Balance Sheet Date	31 December 2017
2. Shares of Associate/Joint Ventures held by the company on the year end	
No. (NIA Share)	1,00,00,000
Amount of Investment in Associates/Joint Venture	₹ 3,01,35,634
Extend of Holding%	20%
3. Description of how there is significant influence	Shareholding is >=20%
4. Reason why the associate/joint venture is not consolidated	NA
5. Net worth attributable to shareholding as per latest audited Balance Sheet (Sing.\$ 42,26,15,142*20%)	Sing.\$ 8,45,23,028
6. Profit/Loss for the year	₹ 14,16,88,024
i. Considered in Consolidation (NIA share)	₹ 2,83,37,604
ii. Not Considered in Consolidation	NIL

Jayashree Nair
Company Secretary

S. N. Rajeswari
Chief Financial Officer

C. Narambunathan
Director
DIN No.08101846

Hemant G. Rokade
Director
DIN No.06417520

G. Srinivasan
Chairman-Cum- Managing Director
DIN No.01876234

For R. Devendra Kumar & Associates
Firm Reg. No. 114207W
Chartered Accountants

For A. Bafna & Co.
Firm Reg. No. 003660C
Chartered Accountants

For NBS & CO.
Firm Reg. No. 110100W
Chartered Accountants

Neeraj Golas
Partner
Membership Number 074392

Mukesh Kumar Gupta
Partner
Membership Number 073515

Pradeep J. Shetty
Partner
Membership Number 046940

Mumbai
11th May 2018

**Part “B”: Associates and Joint Ventures****Statement pursuant to Section 129 (3) of the Companies Act, 2013 related to Associate Companies and Joint Ventures**

Name of associates/Joint Ventures	Health Insurance TPA Of India Ltd.
1. Latest audited Balance Sheet Date	31st March 2018
2. Shares of Associate/Joint Ventures held by the company on the year end	
No. (NIA Share)	28,50,000
Amount of Investment in Associates/Joint Venture	₹28,50,00,000
Extend of Holding%	23.75%
3. Description of how there is significant influence	Shareholding is >=20%
4. Reason why the associate/joint venture is not consolidated	NA
5. Net worth attributable to shareholding as per latest audited Balance Sheet (₹ 92,71,00,311*23.75%)	₹ 22,01,86,324
6. Profit/Loss for the year	₹ (6,57,95,622)
i. Considered in Consolidation (NIA Share)	₹ (1,56,26,460)
ii. Not Considered in Consolidation	NIL

Jayashree Nair
Company Secretary

S. N. Rajeswari
Chief Financial Officer

C. Narambunathan
Director
DIN No.08101846

Hemant G. Rokade
Director
DIN No.06417520

G. Srinivasan
Chairman-Cum- Managing Director
DIN No.01876234

For R. Devendra Kumar & Associates
Firm Reg. No. 114207W
Chartered Accountants

For A. Bafna & Co.
Firm Reg. No. 003660C
Chartered Accountants

For NBS & CO.
Firm Reg. No. 110100W
Chartered Accountants

Neeraj Golas
Partner
Membership Number 074392

Mukesh Kumar Gupta
Partner
Membership Number 073515

Pradeep J. Shetty
Partner
Membership Number 046940

Mumbai
11th May 2018



Management Report

1. We confirm that the registration granted by the Insurance Regulatory & Development Authority is valid during the year. The same is renewed for the year 2018-19.
2. We confirm that all known and undisputed dues payable to the statutory authorities have been duly paid.
3. We confirm that the shareholding pattern and transfer of shares during the year are in accordance with the statutory or regulatory requirements.
4. We confirm that the funds of the holders of policies issued in India have not been directly or indirectly invested outside India.
5. We confirm that the required solvency margins have been maintained.
6. We certify that the values of all the assets have been reviewed on the date of the Balance Sheet and to the best of our belief the assets set forth in the Balance Sheet are shown in the aggregate amounts not exceeding their realizable or market value under the several headings- "Loans", "Investments", "Agents balances", "Outstanding Premiums", "Interest, Dividends and Rents outstanding", "Interest, Dividends and Rents accruing but not due", "Amounts due from other persons or Bodies carrying on insurance business", "Sundry Debtors", "Bills Receivable", "Cash" and several items specified under "Other Account".
7. The overall risk exposure for the risks accepted by us is limited to ₹ 200 crores PML per risk except in respect of certain risks in which cases there are exposures of ₹ 500 Crores PML per policy. The same has been approved by the Board. We have made adequate reinsurance arrangements to mitigate the losses arising out of any major claims.
8. We have overseas operations in 28 countries. The foreign branches have their own reinsurance arrangements to protect their exposure. Over and above there is an excess of loss protection available, which takes care of the exposure risk of the Company as a whole, including domestic and foreign branches.

The foreign branches/agencies generate enough revenue in local currencies to meet their liabilities arising out of their operations. Hence there is no major currency risk in the countries we operate.

As regards the country risk, by and large all the countries in which we operate are politically stable. We also have well defined acceptance limits for foreign operations, which limits our exposure in these countries.

9. (a) Ageing of claims indicating the trends in average claims settlement time during the preceding five years is furnished below in the format required:

Age-wise Summary of Claims settled during the year

2013-14, 2014-15, 2015-16, 2016-17 & 2017-18

Age band	No. of Claims	Amount (in ₹ Lakhs)
30 DAYS	3044097	400564.48
30 DAYS to 6 MONTHS	1244413	547773.87
6 MONTHS TO 1 YEAR	120396	154287.65
1 YEAR TO 5 YEARS	78599	284482.58
MORE THAN 5 YEARS	21281	64483.95
GRAND TOTAL	4508786	1451592.52

(Segment Wise Details attached)

- (b) Details of payment to individuals, firms, companies and organizations in which directors are interested is required to be disclosed as per Management Report to be furnished in the following format:

No.	Name	Entity in which he is interested	Interested as	Amount of payments during the financial year (₹ In lakhs)
	NIL	NIL		NIL

10. We certify that the investments have been valued as per the Accounting Regulations of the Insurance Regulatory and Development Authority and shown in the balance sheet.
11. All investment assets are reviewed periodically and assets are classified into performing and non-performing based on IRDA norms.
12. It is hereby confirmed:
 - (i) That in preparation of financial statements, the applicable accounting standards, principles and policies have been followed, except amortisation of additional actuarial liability for Gratuity and Pension as per I.R.D.A. circular no. IRDA/F&A/CIR/



ACT/077/04/2016 dated 18.04.2016 and IRDA/F&A/LR/001/2016/6 dated 19.4.2016

- (ii) That the management has adopted accounting policies and applied them consistently and made judgments and estimates that are reasonable and prudent so as to give a true and fair view of the state of affairs of the Company at the end of the financial year and of the operating loss of the Company for the year except as mentioned in Para 12 (i) above.
- (iii) That the management has taken proper and sufficient care for the maintenance of adequate

accounting records in accordance with the applicable provisions of the Insurance Act 1938 and Companies Act 2013 for safeguarding the assets of the Company and for preventing and detecting fraud and other irregularities.

- (iv) That the management has prepared the financial statements on a going concern basis.
- (v) That the management has ensured that the internal audit system commensurate with the size and nature of business exists and is operating effectively.

Jayashree Nair
Company Secretary

S. N. Rajeswari
Chief Financial Officer

C. Narambunathan
Director

Hemant G. Rokade
Director

G. Srinivasan
Chairman-cum-
Managing Director

Place: Mumbai

Date: May 11, 2018



Age-wise Deptt wise Summary of Claims Settlement for the Period 2013-14

Row Labels	30 DAYS		30 DAYS TO 6 MONTHS		6 MONTHS TO 1 YEAR		1 YEAR TO 5 YEARS		MORE THAN 5 YEARS		Grand Total	
	No. of Claims	Amount in Lakhs	No. of Claims	Amount in Lakhs	No. of Claims	Amount in Lakhs	No. of Claims	Amount in Lakhs	No. of Claims	Amount in Lakhs	No. of Claims	Amount in Lakhs
11 Fire	919	6524.21	3108	13018.82	1753	14714.76	2544	52593.72	175	923.63	8499	87775.14
21 Marine Cargo	7781	4106.04	8839	6425.78	3155	3747.80	7590	4760.16	52	187.12	27417	19226.90
22 Marine Hull	24	406.76	66	73.35	41	164.46	111	1166.26	30	3580.56	272	5391.39
31 Motor OD	153692	25023.11	311400	73983.65	46433	18672.86	15041	8349.55	403	337.33	526969	126366.51
32 Motor TP	6934	5735.59	6563	5813.07	5226	5861.84	17499	28035.21	17365	28418.81	53587	73864.53
33 Decline Risk Pool	243	31.29	348	159.35	194	225.04	26	34.78	3	1.59	814	452.05
34 Health Insurance	559850	137055.49	429881	137156.71	20280	7805.49	49727	117.26	174	76.20	1059912	282211.14
36 Liability	759	799.99	1096	1291.96	586	917.93	727	1180.37	91	101.19	3259	4291.46
38 Motor TP Non Pool	2181	649.84	4093	2562.87	2143	3367.31	421	1005.15	0	0.00	8838	7585.17
39 TP Pool	3528	2633.06	4659	4451.07	6483	8832.25	26974	58303.94	1183	2750.83	42827	76971.15
42 Personal Accident	3514	2533.15	6953	4380.81	1512	1749.10	1400	561.96	45	40.96	13424	9265.97
43 Aviation	2	17.56	11	89.11	10	40.19	97	1069.66	45	-110.95	165	1105.57
44 Engineering	2448	1387.37	7824	4809.06	2339	2560.80	2367	6442.61	69	59.27	15047	15259.11
46 Traditional Business - Miscellaneous	7333	2152.65	6335	1761.55	1331	1953.47	1676	1756.73	41	-8.20	16716	7616.20
47 Rural Insurance - Miscellaneous	15196	3220.38	21393	5388.67	6321	1617.89	4806	430.13	166	170.13	47882	10827.20
48 Misc - Non Traditional Business	2232	636.25	4272	1424.02	1296	1034.18	757	659.51	92	62.33	8649	3816.28
50 Credit Shield Insurance	0	0.00	19	349.28	17	792.37	34	268.45	3	-5.36	73	1404.74
Grand Total	766636	192912.73	816860	263139.14	99120	74057.72	131797	166735.47	19937	36585.46	1834350	733430.51



Agewise Deptt wise Summary of Claims Settlement for the Period 2014-15

Row Labels	30 DAYS		30 DAYS TO 6 MONTHS		6 MONTHS TO 1 YEAR		1 YEAR TO 5 YEARS		MORE THAN 5 YEARS		Grand Total	
	No. of Claims	Amount in Lakhs	No. of Claims	Amount in Lakhs	No. of Claims	Amount in Lakhs	No. of Claims	Amount in Lakhs	No. of Claims	Amount in Lakhs	No. of Claims	Amount in Lakhs
11 Fire	1090	5584.00	3519	32001.90	2109	34149.41	1451	53279.06	143	3044.96	8312	128059.33
21 Marine Cargo	8226	4377.96	7766	8221.98	2358	3500.08	1543	2474.44	52	-0.69	19945	18573.77
22 Marine Hull	28	4807.83	58	281.38	34	163.01	61	4401.02	13	56.98	194	9710.23
31 Motor OD	221436	36890.28	350007	93498.47	24751	17016.47	10665	6955.89	664	438.10	607523	154799.20
32 Motor TP	7435	7839.35	6657	7383.62	4584	6918.38	14418	27433.53	15244	27584.58	48338	77159.46
33 Decline Risk Pool	525	175.82	699	469.49	466	592.20	312	800.85	0	0.00	2002	2038.36
34 Health Insurance	932429	179295.75	373297	155166.32	34769	12616.35	7187	2246.89	147	101.12	1347829	349426.42
36 Liability	994	764.28	1207	1281.57	551	888.90	508	1291.82	89	134.83	3349	4361.39
38 Motor TP Non Pool	3693	1679.76	6817	5672.55	5132	9565.28	4035	11344.30	0	0.00	19677	28261.89
39 TP Pool	2119	2456.11	1769	2345.99	2259	3778.65	20468	52222.59	3009	7800.76	29624	68604.09
42 Personal Accident	3546	2543.61	6826	5049.21	972	1686.85	435	769.24	40	70.03	11819	10118.95
43 Aviation	6	7.96	11	76.32	16	844.63	46	3114.09	16	107.58	95	4150.59
44 Engineering	1825	1520.31	6444	6468.13	3122	3671.34	1222	6237.14	42	164.47	12655	18061.39
46 Traditional Business - Miscellaneous	8269	3634.79	9029	9113.09	1954	3104.88	1141	3133.25	56	153.98	20449	19139.98
47 Rural Insurance - Miscellaneous	15777	3682.47	19220	4479.81	3244	1007.46	1749	954.31	152	179.58	40142	10303.63
48 Misc - Non Traditional Business	2074	2046.11	4739	9528.92	1483	1405.36	669	925.37	66	54.77	9031	13960.52
50 Credit Shield Insurance	0	0.00	19	52.54	10	162.09	43	-4.70	1	-5.70	73	204.23
Grand Total	1209472	257306.37	798084	341091.29	87814	101071.33	65953	177579.08	19734	39885.36	2181057	916933.43

Agewise Deptt wise Summary of Claims Settlement for the Period 2015-16

Row Labels	30 DAYS		30 DAYS TO 6 MONTHS		6 MONTHS TO 1 YEAR		1 YEAR TO 5 YEARS		MORE THAN 5 YEARS		Grand Total	
	No. of Claims	Amount in Lakhs	No. of Claims	Amount in Lakhs	No. of Claims	Amount in Lakhs	No. of Claims	Amount in Lakhs	No. of Claims	Amount in Lakhs	No. of Claims	Amount in Lakhs
11 Fire	937	4164.03	2973	20156.77	1857	25184.45	7156	90785.30	555	3856.51	13478	144147.06
21 Marine Cargo	5920	4025.30	8850	7318.53	2149	3372.81	3416	5535.45	78	334.87	20413	20586.95
22 Marine Hull	16	129.09	59	1663.96	33	263.20	86	22620.32	38	-3540.69	232	21135.87
31 Motor OD	284472	49534.56	418863	122828.63	29771	22699.16	16269	10141.31	1269	659.93	750644	205863.58
32 Motor TP	7162	6599.68	7518	7998.04	5532	9309.85	13529	32108.04	13243	26887.00	46984	82902.60
33 Decline Risk Pool	561	321.33	893	772.53	796	1503.59	914	2923.69	0	0.00	3164	5521.14
34 Health Insurance	830892	294696.39	318166	150847.22	9237	5756.42	4439	11559.58	112	236.52	1162846	463096.12
36 Liability	906	917.12	1212	1368.62	559	994.67	597	2666.35	108	197.60	3382	6144.37
38 Motor TP Non Pool	4591	2590.51	7984	6963.95	6836	13222.04	9256	29352.32	0	0.00	28667	52128.83
39 TP Pool	1186	1808.92	892	1167.85	874	1477.11	13633	40708.79	4564	13509.53	21149	58672.20
42 Personal Accident	4239	3891.77	7387	6807.41	1286	2402.56	753	1281.27	59	92.26	13724	14475.27
43 Aviation	8	20.08	17	80.38	14	1170.56	55	2986.60	59	964.66	153	5222.29
44 Engineering	1821	1810.49	5723	4646.54	1959	5212.28	13531	8136.02	968	106.11	24002	19911.45
46 Traditional Business - Miscellaneous	7927	11087.05	18614	11603.85	3432	3245.83	2185	6489.63	117	203.92	32275	32630.28
47 Rural Insurance - Miscellaneous	13276	3350.97	21523	4872.68	3217	837.98	2249	1031.29	223	105.31	40488	10198.24
48 Misc - Non Traditional Business	2315	619.05	3927	1882.32	1192	1487.67	3337	1093.33	97	94.32	10868	5176.70
50 Credit Shield Insurance	0	0.00	11	204.60	30	265.16	36	379.96	0	0.00	77	849.73
Grand Total	1166229	385566.33	824612	351183.87	68774	98405.35	91441	269799.25	21490	43707.86	2172546	1148662.67



Agewise Deptt wise Summary of Claims Settlement for the Period 2016-17

Row Labels	30 DAYS		30 DAYS TO 6 MONTHS		6 MONTHS TO 1 YEAR		1 YEAR TO 5 YEARS		MORE THAN 5 YEARS		Grand Total	
	No. of Claims	Amount in Lakhs	No. of Claims	Amount in Lakhs	No. of Claims	Amount in Lakhs	No. of Claims	Amount in Lakhs	No. of Claims	Amount in Lakhs	No. of Claims	Amount in Lakhs
11 Fire	603	8155.47	2616	23843.27	2415	43041.33	1655	52756.40	283	2578.79	7572	130375.25
21 Marine Cargo	7157	3380.34	10899	11901.11	2519	4493.94	1453	6128.61	84	2226.70	22112	28130.69
22 Marine Hull	7	3.30	56	474.60	53	4433.14	93	6982.13	18	4814.77	227	16707.95
31 Motor OD	286597	52144.47	483980	146435.68	34082	28098.58	12624	9842.16	985	524.04	818268	237044.92
32 Motor TP	4264	4278.42	7834	8236.27	6858	12605.33	14052	39541.92	11373	28405.77	44381	93067.71
33 Decline Risk Pool	379	340.67	739	663.27	784	1428.27	1504	4885.19	0.00	0.00	3406	7317.40
34 Health Insurance	2210088	369841.44	409529	221872.25	46137	22794.02	3861	12578.78	168	79.98	2669783	627166.46
36 Liability	889	922.46	1133	1282.64	674	927.01	741	3533.31	166	249.90	3603	6915.31
38 Motor TP Non Pool	2517	1599.21	8610	8269.98	8534	17704.81	14901	58034.47	0.00	0.00	34562	85608.47
39 TP Pool	506	753.17	474	688.37	536	1027.97	7940	29630.87	5368	22870.93	14824	54971.30
42 Personal Accident	5371	6529.53	8604	9390.52	1622	3150.19	666	1215.86	58	61.70	16321	20347.82
43 Aviation	3	5.66	14	82.55	15	147.12	43	1632.50	12	217.65	87	2085.47
44 Engineering	1377	793.61	5750	5103.77	2322	5177.09	1051	8452.72	38	41.58	10538	19568.78
46 Traditional Business - Miscellaneous	7961	9910.43	12945	12178.67	5389	5453.30	2700	7574.01	79	390.01	29074	35506.42
47 Rural Insurance - Miscellaneous	12865	3157.77	27705	6999.06	4562	1028.35	2021	750.73	349	295.13	47502	12231.04
48 Misc - Non Traditional Business	2116	639.82	3850	2141.26	1315	1817.33	705	968.21	104	82.28	8090	5648.90
50 Credit Shield Insurance	0.00	0.00	6	22.63	27	608.56	42	117.14	1	8.18	76	756.51
Grand Total	2542700	462455.77	984744	459585.89	117844	153936.35	66052	244624.99	19086	62847.42	3730426	1383450.42

Agewise Deptt wise Summary of Claims Settlement for the Period 2017-18

Row Labels	30 DAYS		30 DAYS TO 6 MONTHS		6 MONTHS TO 1 YEAR		1 YEAR TO 5 YEARS		MORE THAN 5 YEARS		Grand Total	
	No. of Claims	Amount in Lakhs	No. of Claims	Amount in Lakhs	No. of Claims	Amount in Lakhs	No. of Claims	Amount in Lakhs	No. of Claims	Amount in Lakhs	No. of Claims	Amount in Lakhs
11 Fire	590	2750.23	2794	14613.40	2273	33367.04	1752	68914.41	265	1633.10	7674	121278.18
21 Marine Cargo	7212	3804.59	9969	10280.33	2988	4946.13	1729	8054.32	170	411.46	22068	27496.83
22 Marine Hull	4	27.69	50	2232.40	55	1122.99	97	9839.86	20	442.06	226	13665.00
31 Motor OD	226039	41978.79	567226	156383.60	45286	33522.92	13992	11375.68	1216	815.81	853759	244076.80
32 Motor TP	2957	2849.19	8837	8935.41	7190	13146.64	15382	47133.23	12154	31237.77	46520	103302.23
33 Decline Risk Pool	96	94.29	348	299.64	541	1027.28	1808	7230.32	3	-2.58	2796	8648.95
34 Health Insurance	2780074	326938.64	577020	292906.65	31802	26888.76	11175	5211.71	163	108.31	3400234	652054.07
36 Liability	403	419.62	1128	1411.10	805	1023.03	675	1915.68	214	471.48	3225	5240.90
38 Motor TP Non Pool	1411	987.68	10039	9077.15	9454	19378.37	20378	84337.13	78	375.68	41360	114156.00
39 TP Pool	121	305.04	240	275.28	265	391.72	4013	13957.75	6452	27060.16	11091	41989.95
42 Personal Accident	5668	8963.77	13081	21922.90	2350	4859.45	787	1840.64	63	62.50	21949	37649.26
43 Aviation	13	1454.00	33	3434.78	25	313.54	45	670.86	12	1140.12	128	7013.30
44 Engineering	1197	758.39	5693	4447.17	2866	3733.25	1360	12278.47	41	52.05	11157	21269.33
46 Traditional Business - Miscellaneous	4923	5705.65	9614	9679.94	4309	6941.72	2919	8432.88	95	341.19	21860	31101.38
47 Rural Insurance - Miscellaneous	11609	3016.63	34447	9669.86	8981	1643.63	1756	697.58	193	211.04	56986	15238.74
48 Misc - Non Traditional Business	1780	510.28	3872	2148.12	1132	1497.16	679	1581.53	138	121.70	7601	5858.79
50 Credit Shield Insurance	0	0.00	22	56.14	74	484.02	52	1010.54	4	2.12	152	1552.82
Grand Total	3044097	400564.48	1244413	547773.87	120396	154287.65	78599	284482.58	21281	64483.95	4508786	1451592.52



R. Devendra Kumar and Associates
Chartered Accountants
205, Blue Rose Industrial Estate,
Near Petrol Pump,
Western express highway
Borivali (E), Mumbai-400066

A. Bafna & Co.
Chartered Accountants
UG-250, The Dreams Mall
LBS Marg,
Bhandup (West)
Mumbai - 400078

NBS & Co.
Chartered Accountants
14/2, Western India House,
Sir P.M. Road,
Fort,
Mumbai 400001.

INDEPENDENT AUDITORS' REPORT

To

The Members of

The New India Assurance Company Limited

Report on the Standalone Financial Statements

We have audited the accompanying standalone financial statements of **The New India Assurance Company Limited** ("the Company"), which comprise the Balance Sheet as at March 31, 2018, the annexed Revenue Accounts of Fire, Marine and Miscellaneous Insurance Business (collectively known as 'Revenue Accounts'), Profit and Loss Account and the Receipt and Payments Account for the year then ended, and a summary of significant accounting policies and other explanatory information, in which are incorporated returns for the year ended on that date:

- (a) From Forty three Regional offices (including 9 LCO's), Four hundred and Sixty Divisional offices audited by the other firms of Auditors appointed by the Comptroller and Auditor General of India under section 139 of the Companies Act, 2013; and
- (b) From Nine Foreign Branches, Seven Foreign Agency offices audited by local auditors appointed by the company and unaudited returns of two Run off offices and one representative office.

Management's Responsibility for the Standalone Financial Statements:

The Company's Board of Directors is responsible for the matters stated in Section 134(5) of the Companies Act, 2013, The Insurance Act 1938, and for the Accounting Principles as prescribed in the Insurance Regulatory and Development Authority (Preparation of Financial Statements and Auditors' Report of Insurance Companies) Regulations, 2002 and orders or direction issued by the Insurance Regulatory and Development Authority ("the Act, Rules and Regulations"), with respect to the preparation of these standalone financial statements that give a true and fair view of the financial position, financial performance and cash flows of the Company in accordance with the accounting principles generally accepted in India, including the Accounting Standards specified under Section 133 of the Act, read with Rule 7 of the Companies (Accounts) Rules, 2014. This responsibility also includes maintenance of adequate accounting records in accordance with the provisions of "the Act, Rules and Regulations" for safeguarding the assets of the Company and for preventing and detecting frauds and other irregularities; selection and application of appropriate accounting policies; making judgments and estimates that are reasonable and prudent; and design, implementation and maintenance of adequate internal

financial controls, that were operating effectively for ensuring the accuracy and completeness of the accounting records, relevant to the preparation and presentation of the financial statements that give a true and fair view and are free from material misstatement, whether due to fraud or error.

Auditor's Responsibility

Our responsibility is to express an opinion on these standalone financial statements based on our audit.

We have taken into account the provisions of the "The Act, Rules and Regulations", the accounting and auditing Standards and matters which are required to be included in the audit report under the provisions of the Act, Rules and Regulations made there under.

We conducted our audit in accordance with the Standards on Auditing specified under Section 143(10) of the Companies Act 2013. Those Standards require that we comply with ethical requirements and plan and perform the audit to obtain reasonable assurance about whether the financial statements are free from material misstatement.

An audit involves performing procedures to obtain audit evidence about the amounts and the disclosures in the financial statements. The procedures selected depend on the auditor's judgment, including the assessment of the risks of material misstatement of the financial statements, whether due to fraud or error. In making those risk assessments, the auditor considers internal financial control relevant to the Company's preparation of the financial statements that give a true and fair view in order to design audit procedures that are appropriate in the circumstances. An audit also includes evaluating the appropriateness of the accounting policies used and the reasonableness of the accounting estimates made by the Company's Directors, as well as evaluating the overall presentation of the financial statements.

We believe that the audit evidence we have obtained is sufficient and appropriate to provide a basis for our qualified audit opinion on the standalone financial statements.

Basis for Qualified Opinion

Balances due to/from persons or bodies carrying on Insurance Business including reinsurers are subject to confirmations and reconciliation, the ageing of these balances and records relating to old balances are not available in the records of the company. Balances of Inter office accounts, control accounts, few Bank accounts including those related to Pradhan Mantri Fasal Bima Yojna, certain loans and other accounts at certain offices are also pending for reconciliation/confirmation and consequential adjustments, effect of which, if any, is not ascertainable and cannot be commented upon. The impact of the above, on year

end restatement of these balances recorded in foreign currency as required under Accounting Standard-11 issued under section 133 of the Companies Act 2013, could not be ascertained. (Refer Note 15 of Notes to accounts, in schedule 16B).

Overall impact of the above and the consequential effects on Revenue Accounts, Profit and Loss Account, assets and liabilities and Reserve and Surplus as on March 31, 2018 are not ascertainable and cannot be commented upon.

Qualified Opinion

In our opinion and to the best of our information and according to the explanations given to us except for the possible effects of the matter described in the Basis for Qualified Opinion paragraph, the aforesaid standalone financial statements dealt with by this report read together with schedules, significant accounting policies and disclosures, give the information required by the "Act, Rules and Regulations" in the manner so required and give a true and fair view in conformity with the accounting principles generally accepted in India as applicable to Non-Life Insurance Companies:

- (i) In the case of the Balance Sheet, of the state of affairs of the company as at March 31, 2018;
- (ii) In case of revenue accounts of the Profit in Fire, Marine & Miscellaneous Business for the year ended on that date;
- (iii) In case of Profit and Loss Account of the Profit for the year ended on that date, and
- (iv) In case of Receipt and Payments Account, of the receipts and payments for the year ended on that date.

Emphasis of Matter

We draw attention to the following Notes to Accounts:

- a) Note No. 3 in Schedule 16 B, regarding recognition of Reserve for Unexpired risk by 1/365 method as per the approval of IRDAI in case of domestic business while the implementation of systems and procedures to compute the same in case of Foreign business in accordance with 1/365 method is pending and systems in case of domestic business are being strengthened.
- b) Note No.10 regarding deferment of additional gratuity liability pursuant to the amendment in the Payment of Gratuity Act, 1972 to the extent of ₹ 27001.78 lakhs and deferment of expenditure relating to additional liability towards pension on account of pay revision to the extent of ₹ 690.80 lakhs, as per the deferment permitted by the IRDAI
- c) Note No. 19 regarding outstanding dues from agent amounting to ₹ 2043.30 lakhs for more than 90 days for which the branch auditors have not been able to assess the repayment capacity of the agent while the management has taken steps for recovery of these dues.
- d) The company's internal controls system and Internal audit specially in area of data input and validation in soft-wares, Reinsurance accounts, PMFBY and other Government sponsored Health schemes requires strengthening. (Refer Note No. 20)
- e) ₹ 2171.34 Lakhs has been withheld / deducted by Govt of Rajasthan under Bhamashah Scheme towards rejection of claims under the scheme and related matters, since in the opinion of the management the same will be recovered. (Refer Note No 24)

Our opinion is not modified in respect of these matters.

Other Matters

- a) We did not audit the financial statements of Forty Three Regional offices (including 9 LCO's), Four hundred and sixty Divisional offices, Nine Foreign Branches, Seven Foreign Agency offices, Two Run off offices and one representative office, included in the financial statements of the Company whose financial statements / financial information reflect total assets of ₹ 4334856.34 lakhs as at March 31, 2018 and total revenues of ₹ 2679247.39 lakhs for the year ended on that date, as considered in the financial statements. The financial statements/information of these offices except in case of Run-off and representative offices which have remained unaudited, have been audited by the other firm of auditors whose reports have been furnished to us, and our opinion in so far as it relates to the amounts and disclosures included in respect of these branches, is based solely on the report of such branch auditors.
- b) The actuarial valuation of liability in respect of claims Incurred But Not Reported (IBNR) and those Incurred but Not Enough Reported (IBNER) as at March 31, 2018, is as certified by the Company's Appointed Actuary and our opinion in so far as it relates to the amounts and disclosures related to such liability, is based solely on such report.

Our opinion is not modified in respect of this matter.

Report on Other Legal and Regulatory Requirements

As required by Section 143 (3) of the Companies Act 2013 and Insurance Regulatory and Development Authority (Preparation of financial Statements and Auditors' Report of Insurance Companies) Regulations, 2002 and orders or direction issued by the Insurance Regulatory and Development Authority, we report that:

- a) We have sought and except for the matters described in the Basis for Qualified Opinion paragraph and *the matters related to vigilance department* which are stated to be confidential (Refer Note 23), obtained all the information and explanations which to the best of our knowledge and belief were necessary for the purposes of our audit.;
- b) Except for the possible effects of the matter described in the Basis for Qualified Opinion paragraph above, in our opinion, proper books of accounts have been maintained by the Company, so far as it appears from our examination of those books and proper returns both audited and unaudited from Regional offices, Divisional Offices, branches and other offices, not visited by us, have been received.
- c) The reports of the Regional Auditors consolidating the Divisional Auditors report, Reports of foreign branches and foreign agency offices, audited under section 143(8) of the Act by the branch auditors have been sent to us and have been properly dealt with by us in preparing this report in the manner considered necessary by us.
- d) The Balance sheet, Revenue account, Profit and Loss account and the Receipts and Payments Account dealt with by the report are in agreement with the books of account and with the returns received from offices not visited by us.
- e) In our opinion, the aforesaid standalone financial statements have been prepared in accordance with the requirements of the Insurance Act, 1938 (4 of 1938), the Insurance Regulatory and Development Act, 1999 (41 of 1999) and



the Companies Act, 2013 to the extent applicable and in the manner so required;

- f) Except for the possible effects of the matter described in the Basis for Qualified Opinion paragraph, in our opinion, the aforesaid Standalone Financial Statements comply with the Accounting Standards specified under Section 133 of the Act, read with Rule 7 of the Companies (Accounts) Rules, 2014;
- g) The matter described in the Basis for Qualified Opinion paragraph above, in our opinion, may not have an adverse effect on the functioning of the Company;
- h) The qualification relating to the maintenance of accounts and other matters connected therewith are as stated in the Basis for Qualified Opinion paragraph above.
- i) On the basis of written representations received from the directors as on March 31, 2018, and taken on record by the Board of Directors, none of the directors is disqualified as on March 31, 2018, from being appointed as a director in terms of section 164(2) of the Act.
- j) The accounting policies adopted by the company are appropriate and in compliance with the applicable Accounting Standards specified under Section 133 of the Act, read with Rule 7 of the Companies (Accounts) Rules, 2014 and with the Accounting Principles as prescribed in the Insurance Regulatory and Development Authority (Preparation of financial Statements and Auditors' Report of Insurance Companies) Regulations, 2002 and orders or direction issued by the Insurance Regulatory and Development Authority.
- k) The actuarial valuation of liability in respect of claims Incurred But Not Reported (IBNR) and those Incurred but Not Enough Reported (IBNER) as at 31st March 2018, have been duly certified by the Company's Appointed Actuary and relied upon by us. The Appointed Actuary has also certified that the assumptions considered by him for such valuations are in accordance with guidelines and norms prescribed by the Insurance Regulatory and Development Authority of India (IRDAI) and the Actuarial Society of India in concurrence with the IRDAI.
- l) As per the information and explanations provided to us, the investments have been valued in accordance with the provisions of the Insurance Act, the regulations and orders/directions issued by IRDAI in this regard.
- m) With respect to the other matters to be included in the Auditor's Report in accordance with Rule 11 of the Companies (Audit

and Auditors) Rules, 2014, in our opinion and to the best of our information and according to the explanations given to us:

- i) The company has disclosed the impact of pending litigations on its financial position in its financial statements – Refer Schedule 16 C to the standalone financial statements;
- ii) The company has made provision, as required under the applicable law or accounting standards, for material foreseeable losses on long term contracts. There are no outstanding derivative contracts at the Balance Sheet date.
- iii) There were no amounts which were required to be transferred to the Investor Education and Protection Fund by the Company.
- n) Further on the basis of our examination of books and records of the company and according to the information and explanation given to us and to the best of our knowledge and belief, we certify that:
 - i) We have reviewed the management report attached with the Financial Statements and there are no apparent mistakes or material inconsistencies between the management report and the standalone financial statements;
 - ii) Based on the management representation by officer of the company charged with compliance, nothing has come to our attention which causes us to believe that the company has not complied with the terms and conditions of registration as stipulated by IRDAI; and
 - iii) No part of the assets of the policyholders' funds has been directly or indirectly applied in contravention of the provisions of the Insurance Act, 1938 (4 of 1938) relating to the application and investments of the policyholders' funds.
- o) With respect to the adequacy of the internal financial controls over financial reporting of the Company and the operating effectiveness of such controls, refer to our separate Report in "Annexure A".

As required under section 143(5) of the Companies Act, 2013, based on our audit as aforesaid, we enclose herewith, as per "Annexure B", the directions including sub-directions issued by the Comptroller & Auditor General of India, action taken thereon and the financial impact on the accounts and financial statements of the Company.

For R. Devendra Kumar & Associates
Chartered Accountants
Firm Reg. No. 114207 W

For A. Bafna & Co.
Chartered Accountants
Firm Reg. No. 003660C

For NBS & Co
Chartered Accountants
Firm Reg. No. 110100W

D.K.Gupta
Partner
Membership No. 009032

M.K. Gupta
Partner
Membership No. 073515

Pradeep J Shetty
Partner
Membership No. 046940

Place: Mumbai
Date: May 11th 2018

**“ANNEXURE A” REFERRED TO IN THE INDEPENDENT AUDITOR’S REPORT ON THE STANDALONE FINANCIAL STATEMENTS OF THE NEW INDIA ASSURANCE CO. LTD. FOR THE FINANCIAL YEAR 2017-18****Report on the Internal Financial Controls under Clause (i) of Sub-section 3 of Section 143 of the Companies Act, 2013**

1. We have audited the internal financial controls over financial reporting of **THE NEW INDIA ASSURANCE CO LTD.** (“the Company”) as of March 31, 2018 in conjunction with our audit of the standalone financial statements of the Company for the year ended on that date. These financial statements incorporated returns received:
 - a) From Forty three Regional offices (including 9 LCO’s), Four hundred and Sixty Divisional offices audited by the other firms of Auditors appointed by the Comptroller and Auditor General of India under section 139 of the Companies Act, 2013; and
 - b) From Nine Foreign Branches, Seven Foreign Agency offices audited by local auditors appointed by the company and unaudited returns of three Run off offices and one representative office.

Management’s Responsibility for Internal Financial Controls

2. The Company’s management is responsible for establishing and maintaining internal financial controls based on “the internal control over financial reporting criteria established by the Company considering the essential components of internal control stated in the Guidance Note on Audit of Internal Financial Controls over Financial Reporting issued by the Institute of Chartered Accountants of India”. These responsibilities include the design, implementation and maintenance of adequate internal financial controls that were operating effectively for ensuring the orderly and efficient conduct of its business, including adherence to company’s policies, the safeguarding of its assets, the prevention and detection of frauds and errors, the accuracy and completeness of the accounting records, and the timely preparation of reliable financial information, as required under the Companies Act, 2013.

Auditors’ Responsibility

3. Our responsibility is to express an opinion on the Company’s internal financial controls over financial reporting based on our audit. We conducted our audit in accordance with the Guidance Note on Audit of Internal Financial Controls Over Financial Reporting (the“ Guidance Note”) and the Standards on Auditing, to the extent applicable to an audit of internal financial controls, both issued by the Institute of Chartered Accountants of India. Those Standards and the Guidance Note require that we comply with ethical requirements and plan and perform the audit to obtain reasonable assurance about whether adequate internal financial controls over financial reporting was established and maintained and if such controls operated effectively in all material respects.
4. Our audit involves performing procedures to obtain audit evidence about the adequacy of the internal financial controls system over financial reporting and their operating effectiveness. Our audit of internal financial controls over financial reporting included obtaining an understanding of internal financial controls over financial reporting, assessing the risk that a material weakness exists, and testing and evaluating the design and operating effectiveness of internal control based on the assessed risk. The procedures selected depend on the auditor’s judgment, including the assessment of the risks of material misstatement of the financial statements, whether due to fraud or error.
5. Report of branch auditors relating to London Branch is not in the accordance with the Indian Law & regulations and therefore the internal controls over financial reporting relating to London Branch has not been considered in this report and cannot be commented upon.
6. Except for the possible effect of matters as stated in note No. 5, we believe that the audit evidence we have obtained is sufficient and appropriate to provide a basis for our qualified opinion on the Company’s internal financial controls system over financial reporting.

Meaning of Internal Financial Controls over Financial Reporting

7. A company’s internal financial control over financial reporting is a process designed to provide reasonable assurance regarding the reliability of financial reporting and the preparation of financial statements for external purposes in accordance with generally accepted accounting principles. A company’s internal financial control over financial reporting includes those policies and procedures that (1) pertain to the maintenance of records that, in reasonable detail, accurately and fairly reflect the transactions and dispositions of the assets of the company; (2) provide reasonable assurance that transactions are recorded as necessary to permit preparation of financial statements in accordance with generally accepted accounting principles, and that receipts and expenditures of the company are being made only in accordance with authorizations of management and directors of the company; and (3) provide reasonable assurance regarding prevention or timely detection of unauthorized acquisition, use or disposition of the company’s assets that could have a material effect on the financial statements.

Inherent Limitations of Internal Financial Controls over Financial Reporting

8. Because of the inherent limitations of internal financial controls over financial reporting, including the possibility of collusion or improper management override of controls, material misstatements due to error or fraud may occur and not be detected. Also, projections of any evaluation of the internal financial controls over financial reporting to future periods are subject to the risk that the internal financial control over financial reporting may become inadequate because of changes in conditions, or that the degree of compliance with the policies or procedures may deteriorate.

Qualified Opinion

9. According to the information and explanation given to us and based on our audit, the following internal control weaknesses of material nature have been identified as at March 31, 2018:



- a. Confirmation and reconciliation of various balances relating to co insurers, reinsurers, few bank accounts, inter office accounts and other control accounts are pending and are at various stages.;
- b. Inadequate controls are observed with regard to ageing of insurance receivables;

The Company's internal control systems especially in area of data input and validation in various soft-wares and recording of intimated claims at the offices of the company including internal audit require strengthening.

Further to above, the management of the company has appointed external consultant to assess the internal financial control framework in the company. Though the interim report submitted by the consultants in case of certain processes does not identify any serious issues, the final report is still awaited. Review of design and testing of the risk control matrix at Regional level/ HO level, review and testing of entity level controls and final report is yet to be received.

10. A 'material weakness' is a deficiency, or a combination of deficiencies, in internal financial control over financial reporting, such that there is a reasonable possibility that a material misstatement of the company's financial statement will not be prevented or detected on a timely basis.
11. In our opinion, except for the possible effects of the internal control weaknesses described above on the achievements of the objectives of the control criterion, the company has maintained , in all material respects , adequate internal financial control over financial reporting and such internal financial controls over financial reporting were operating effectively as of March 31, 2018, based on "the internal control over financial reporting criteria established by the Company considering the essential components of internal control stated in the Guidance Note on Audit of Internal Financial Controls over Financial Reporting issued by the Institute of Chartered Accountants of India".
12. We have considered the material weaknesses identified and reported above in determining the nature, timing, and extent of audit tests applied in our audit of the March 31, 2018 standalone financial statements of the Company, and these material weaknesses do not affect our opinion on the Standalone financial statements of the Company except to the extent of our qualification as contained in our separate report on the Standalone financial statements of the company.

For R. Devendra Kumar & Associates
Chartered Accountants
Firm Reg. No. 114207 W

For A. Bafna & Co.
Chartered Accountants
Firm Reg. No. 003660C

For NBS & Co
Chartered Accountants
Firm Reg. No. 110100W

D.K.Gupta
Partner
Membership No. 009032

M.K. Gupta
Partner
Membership No. 073515

Pradeep J Shetty
Partner
Membership No. 046940

Place: Mumbai
Date: May 11th 2018



ANNEXURE “B” REFERRED TO IN PARA (Q) IN REPORT ON OTHER LEGAL AND REGULATORY MATTERS REFERRED TO IN OUR STATUTORY AUDIT REPORT OF EVEN DATE FOR THE YEAR 2017-18 ON THE ACCOUNTS OF THE NEW INDIA ASSURANCE COMPANY LIMITED

Sr. No.	Directions under Section 143(5) of Companies Act 2013	Action taken and Financial Impact
1.	Whether the Company has clear title/ lease deeds for freehold and leasehold respectively? If not please state the area of freehold and leasehold land for which tile/ lease deeds are not available?	<p>Company has clear title of lease/ free-hold properties except as below:</p> <p>LAND:</p> <p>1. LEASEHOLD LAND:</p> <p>i. 1 leasehold land book value ₹ 1.00 is under litigation and SLP is pending with the Hon'ble Supreme Court.</p> <p>ii. 2 leasehold lands books value of ₹ 118.44 Lakhs where lease term has expired and renewal process is pending with the concerned Govt. Authorities.</p> <p>iii. 1 leasehold land consists of 123 tenements and 6 godowns with book value ₹ 3.42 Lakhs and lease period is 999 years. Redevelopment thereof is under consideration.</p> <p>iv. 1 Open plot is jointly owned by 4 PSU companies and the title deed is in the name of GIC.</p> <p>2. FREEHOLD LAND:</p> <p>i. Land includes book value of ₹ 124.97 Lakhs for which deed of conveyance is yet to be executed.</p> <p>BUILDINGS:</p> <p>1. Building includes book value of ₹ 2066.95 Lakhs, where title deeds are presently not available/ registration formalities are yet to be completed.</p> <p>2. 29 properties with total book value of ₹ 163.61 Lakhs, the title deeds are in the process of being registered in the name of the company.</p> <p>3. 3 Properties with book value of ₹ 332.48 Lakhs are received from Tariff Advisory Committee & registration formalities are pending.</p>
2.	Whether there are any cases of waiver/write off of debts/loans/ interest etc., if yes, the reasons there for and amount involved.	<p>According to the records and information provided to us, during the year, amount of ₹ 164.63 Lakhs towards interest has been waived off in debentures/Loans. Settlement as per OTS.</p> <p>The company has written Down investments of equity to the extent of ₹ 1526.22 Lakhs.</p>
3.	Whether proper records are maintained for inventories lying with third parties & assets received as gift/grant(s) from the Govt. or other authorities?	There are no such cases.

Sub- directions issued by C&AG of India as applicable to The New India Assurance Company Limited for the year 2017-18

1.	Number of titles of ownership in respect of CGS/SGS/Bonds/ Debentures etc. available in physical/demat form and out of these, number of cases which are not in agreement with the respective amounts shown in the Company's books of accounts may be verified and discrepancy found may be suitably reported.	The Central Government/State Government securities balances are tallied as per the Books of Accounts. In case of Bonds/Debtenture/ Equities/Preference Shares, there are 8 Nos of Scrips of Bonds/debtentures having face value of ₹ 6500580, 2 Scrips of preference Shares having face value ₹ 26000, and 9 scrips of Equity shares having Book Value of ₹ 841707 which are in shortage as per the records of custodian vis a vis books of accounts of the Company. There are 106 Nos of scrips in equity having Market value ₹ 412.21 lakhs and 1 scrip in preference share of face value ₹ 3600 which are in excess quantity as per custodian records vis a vis books of the company. The Company is in the process of taking adequate steps for reconciliation and adjustment wherever required. The dividend received on such excess shares is shown as liability and taken to income after 3 years.
2.	Whether stop loss limits have been prescribed in respect of the investments. If yes, whether or not the limit was adhered to. If no, details may be given.	The investments of the Company are long term in nature and therefore Stop Loss Policy is not applicable for the long term investments. As and when the Company proposes to have a trading portfolio, it will frame Stop Loss Policy for trading portfolio at that time



3.	Whether Company has carried out reconciliation exercise for inter-company balances reflected in their financial statements with other PSU insurers and whether confirmation has been obtained from other PSU insurers for balances due from them?	<p>The Company has continued its various level meetings with other PSU companies for reconciliation and settlement of Coinsurance balances. In case of balances with PSUs, while the receivables have been brought down by ₹ 20939 lakhs during 2017-18 as compared to 2016-17, the payable balances in respect of PSUs have also been brought down by ₹ 8397 lakhs during 2017-18 as compared to 2016-17.</p> <p>During the year, through settlement at HO level, company has settled the receivable balances of ₹ 71842 lakhs and payable balances of ₹ 105971 lakhs.</p> <p>The balance appearing in the amount due to/ due from persons or bodies carrying on insurance business including reinsurance business, terrorism Pool and Nuclear Pool with GIC Re, are subject to confirmation/ reconciliation and consequential adjustments if any. These balances include ₹ 200927.19 lakhs (Net) Dr. comprising of debit balances of ₹ 435682.93 lakhs and credit balances of ₹ 234755.73 lakhs against which party-wise balances in the records indicate (Dr.) of ₹ 329652.55 lakhs relating to 1004 parties and (cr.) of ₹ 128725.35 lakhs relating to 877 parties. Precise gross debit and gross credit balances against each of such parties and age-wise analysis of these balances are also being compiled. There are some old cases including migration differences in case of amounts receivables/payables for which sufficient records are not available with respective technical department. The impact of the above, if any, on the financial statements are unascertainable. However the company has maintained a provision of ₹ 10414.56 Lakhs up-to 31.03.2018 towards doubtful debts as a prudent measure.</p> <p>The company has reduced its coinsurance balances from net of ₹ 14539 lakhs (Dr) to net balance of ₹ 3313 lakhs(Dr) with other than PMFBY. In case of balances with PMFBY the balances as at 31.03.2018 ₹ 48905 lakhs credit compared to a debit of ₹ 35695 lakhs as at 31.03.2018.</p>
4 a	Whether the method of accounting of premium and reported claims are as per conditions of agreement/scheme relating to Pradhan Mantri Fasal Bima Yojana	<p>In the F.Y. 2017-18, the company is implementing Pradhan Mantri Fasal Bima Yojana (PMFBY) in the following 4 states:</p> <ol style="list-style-type: none"> 1. Gujarat - Kharif 2017 season only. 2. Rajasthan - Kharif 2017 season only. 3. Uttar Pradesh - Kharif 2017 & Rabi 2017-18 seasons. 4. Tamil Nadu - Kharif 2017 & Rabi 2017-18 seasons. <p>The total net NIA share of Premium accounted for crop insurance business for the year 2017-18 is ₹ 1698.88 crores.</p> <p>Claims paid during the year are ₹ 1159.79 crores for the states of Tamil Nadu and Odisha for the year 2016-17. No claims have been reported as on 31.03.2018 for 2017-18 in respect of all the 4 states.</p> <p>In case of Fasal Bima Yojna, Enrolment data and premium data as per Banks is to be reconciled with data as per the Central/State Government portal. Accounting of premium as well as reinsurance accounts, has been done based on portal data after giving effect of reconcilable items. Since No claims have been reported and no actual yield data is available relating to the year 2017-18, provision for outstanding claims has been made based on IBNR claims as assessed by the actuary. Necessary adjustments relating to the above are to be carried out in due course. The company is in the process of strengthening internal controls and the internal audit specially in the area of PMFBY and other Government sponsored Health schemes to ensure the compliance of laid down operational guidelines.</p>
4 b	Whether the method of accounting of premium and reported claims are as per conditions of agreement/scheme relating to Rashtriya Swasthya Bima Yojana	<p>In the F.Y. 2017-18, Company has implemented the RSBY Scheme in 6 states while accounting the Gross Direct Premium of ₹ 10585 Lakhs. Claims paid during F.Y. 2017-18 under RSBY Schemes are of ₹ 10685 Lakhs and that of Outstanding Claims are of ₹ 2995 Lakhs. The company is in the process of strengthening internal controls and the internal audit especially in the area of Government sponsored Health schemes to ensure the compliance of laid down operational guidelines.</p>

For R. Devendra Kumar & Associates

Chartered Accountants
Firm Reg. No. 114207 W

D.K.Gupta

Partner
Membership No. 009032

For A. Bafna & Co.

Chartered Accountants
Firm Reg. No. 003660C

M.K. Gupta

Partner
Membership No. 073515

For NBS & Co

Chartered Accountants
Firm Reg. No. 110100W

Pradeep J Shetty

Partner
Membership No. 046940

Place: Mumbai
Date: May 11th 2018



COMMENTS OF THE COMPTROLLER AND AUDITOR GENERAL OF INDIA UNDER SECTION 143 (6) (b) OF THE COMPANIES ACT, 2013 ON THE FINANCIAL STATEMENTS OF THE NEW INDIA ASSURANCE COMPANY LIMITED FOR THE YEAR ENDED 31 MARCH 2018

The preparation of financial statements of The New India Assurance Company Limited for the year ended 31 March 2018 in accordance with the financial reporting framework prescribed under the Insurance Act, 1938 read with the Insurance Regulatory and Development Authority (Preparation of Financial Statements and Auditor's Report of Insurance Companies) Regulations, 2002 and the Companies Act, 2013 (Act) is the responsibility of the management of the company. The statutory auditors appointed by the Comptroller and Auditor General of India under section 139(5) of the Act are responsible for expressing opinion on the financial statements under section 143 of the Act based on independent audit in accordance with the standards on auditing prescribed under section 143(10) of the Act. This is stated to have been done by them vide their Audit Report dated 11 May 2018.

I, on the behalf of the Comptroller and Auditor General of India, have conducted a supplementary audit under section 143(6)(a) of the Act of the financial statements of The New India Assurance Company Limited for the year ended 31 March 2018. This supplementary audit has been carried out independently without access to the working papers of the statutory auditors and is limited primarily to inquiries of the statutory auditors and company personnel and a selective examination of some of the accounting records. On the basis of my audit nothing significant has come to my knowledge which would give rise to any comment upon or supplement to statutory auditors' report.

For and on behalf of the
Comptroller and Audit General of India

(Roop Rashi)
Principal Director of Commercial Audit and
ex-officio Member, Audit Board-I, Mumbai

Place : Mumbai
Date : 4 July 2018



Certificate for the year ended 31st March, 2018 as required by Schedule 'C' of Insurance Regulatory & Development Authority Regulations, 2002 for Preparation of Financial Statements and Auditor's Report of Insurance Companies in case of The New India Assurance Company Limited.

We certify that:

- 1 (a) We have verified Cash balances, to the extent considered necessary, and securities related to the Company's Loans and Investments, subject to paragraph (b) herein mentioned below, on following basis:

Sr. No.	Asset	Nature of Verification
i)	Cash	Physical verification, Management Certificate and Regional / Branch Auditor's reports.
ii)	Investments	Custodians' Certificate (RBI, CCIL & SHCIL) and Management's Certificate.
iii)	Securities relating to loan	Management's Certificate.

- (b) i) No confirmations were available from custodian in respect of following:
- Investment in equity shares having book value of ₹ 3.12 lakhs are under objection.
 - Equity shares having book value amounting to ₹ 8.41 lakhs, Debentures/Bonds having face value ₹ 65 lakhs and preference Shares having face value of ₹ 26000 for which no evidence of ownership was available.
- ii) The number of equity shares, Preference shares, other Approved Securities and Debentures /Bonds actually held by Stock Holding Corporation of India Ltd. (Custodian) on behalf of the Company are in excess of the number of equity shares, Preference shares and Debentures/ Bonds held as per the books of the Company. The value of such excess as on 31.03.2018 is ₹ 412.21 lakhs
(for listed equity shares market value is considered, for unlisted equity shares/preference shares, face value is considered).
- iii) Investment in Term Loans, Loans to State Government for the purpose of Housing & Fire Fighting Equipments, Investments in Pass Through Certificates (PTC) and Balances on account of restructuring/rescheduling of debts are subject to confirmations/ reconciliations.
- iv) No confirmations were available in respect of foreign investments amounting to ₹ 6.07 lakhs.
- 2 To the best of our information and explanations given to us, the Company has not undertaken any trust as trustee.
- 3 No part of the assets of Policyholders' funds has been directly or indirectly applied in contravention of the provision of the Insurance Act, 1938 relating to the application and Investments of the Policy Holders' funds.

As per our report of even date

For R. Devendra Kumar & Associates

Chartered Accountants
Firm Reg. No. 114207 W

For A. Bafna & Co.

Chartered Accountants
Firm Reg. No. 003660C

For NBS & Co

Chartered Accountants
Firm Reg. No. 110100W

D.K. Gupta

Partner
Membership No. 009032

M.K. Gupta

Partner
Membership No. 073515

Pradeep J Shetty

Partner
Membership No. 046940

Place: Mumbai

Date: May 11th 2018



Fire Insurance Revenue Account for the year ended 31st March, 2018

Particulars	Schedule	Current year ₹ (000)	Previous year ₹ (000)
1. Premium Earned (Net)	1	19623390	19186871
2. Profit on Sale or Redemption of Investments (Policy Holders)	-	2287239	1873968
Loss on Sale or Redemption of Investments (Policy Holders)		0	0
3. Others		0	0
4. Interest, Dividend and Rent (Gross)	-	3680387	2567532
Total (A)		25591016	23628371
1. Claims Incurred (Net)	2	15104017	19593687
2. Commission	3	2887397	3406043
3. Operating Expenses Related to Insurance Business	4	3299998	4082754
4. Premium Deficiency		0	0
5. Others - Foreign Taxes		4019	3985
Amortisation, Write off, Provisions - Investments		1930	7985
Total (B)		21297361	27094454
Operating Profit/ (Loss) C=(A-B)		4293655	(3466083)
Appropriations			
Transfer to Share Holders Account (Profit and Loss Account)	-	(4293655)	3466083
Transfer to Catastrophic Reserves	-	0	0
Transfer to Other Reserves	-	0	0
Total		0	0
Significant Accounting Policies and Notes to Accounts	16		

As required by section 40C(2) of the Insurance Act 1938, we certify that, to the best of our knowledge and according to the information and explanations given to us, and so far as appears from our examination of the Company's books of account, all expenses of management, wherever incurred, whether directly or indirectly in respect of fire insurance business have been fully debited in the Fire Insurance Revenue Account as expenses.

The schedules referred to above form integral part of the revenue account

Jayashree Nair
Company Secretary

C. Narambunathan
Director, GM & FA
DIN No.08101846

Hemant G. Rokade
Director
DIN No.06417520

S. N. Rajeswari
Chief Financial Officer

G. Srinivasan
Chairman-Cum- Managing Director
DIN No.01876234

As per our report of even date

For R. Devendra Kumar & Associates
Chartered Accountants
Firm Reg. No. 114207 W

D.K. Gupta
Partner
Membership No. 009032

For A. Bafna & Co.
Chartered Accountants
Firm Reg. No. 003660C

M.K. Gupta
Partner
Membership No. 073515

For NBS & Co
Chartered Accountants
Firm Reg. No. 110100W

Pradeep J Shetty
Partner
Membership No. 046940

Place: Mumbai
Date: May 11th 2018



Marine Insurance Revenue Account for the year ended 31st March, 2018

Particulars	Schedule	Current year ₹ (000)	Previous year ₹ (000)
1. Premium Earned (Net)	1	3778699	4620266
2. Profit on Sale or Redemption of Investments (Policy Holders)	-	385252	398501
Loss on Sale or Redemption of Investments (Policy Holders)		0	0
3. Others		0	0
4. Interest, Dividend and Rent (Gross)	-	460176	545988
Total (A)		4624127	5564755
1. Claims Incurred (Net)	2	2261616	3493418
2. Commission	3	566183	453866
3. Operating Expenses Related to Insurance Business	4	689505	742925
4. Premium Deficiency		0	0
5. Others - Foreign Taxes		0	0
Amortisation, Write off, Provisions - Investments		325	1698
Total (B)		3517629	4691907
Operating Profit/ (Loss) C=(A-B)		1106498	872848
Appropriations			
Transfer to Share Holders Account (Profit and Loss Account)	-	(1106498)	(872848)
Transfer to Catastrophic Reserves	-	0	0
Transfer to Other Reserves	-	0	0
Total		0	0
Significant Accounting Policies and Notes to Accounts	16		

As required by section 40C(2) of the Insurance Act 1938, we certify that, to the best of our knowledge and according to the information and explanations given to us, and so far as appears from our examination of the Company's books of account, all expenses of management, wherever incurred, whether directly or indirectly in respect of marine insurance business have been fully debited in the Marine Insurance Revenue Account as expenses.

The schedules referred to above form integral part of the revenue account

Jayashree Nair
Company Secretary

S. N. Rajeswari
Chief Financial Officer

C. Narambunathan
Director, GM & FA
DIN No.08101846

Hemant G. Rokade
Director
DIN No.06417520

G. Srinivasan
Chairman-Cum- Managing Director
DIN No.01876234

As per our report of even date

For R. Devendra Kumar & Associates
Chartered Accountants
Firm Reg. No. 114207 W

For A. Bafna & Co.
Chartered Accountants
Firm Reg. No. 003660C

For NBS & Co
Chartered Accountants
Firm Reg. No. 110100W

D.K. Gupta
Partner
Membership No. 009032

M.K. Gupta
Partner
Membership No. 073515

Pradeep J Shetty
Partner
Membership No. 046940

Place: Mumbai
Date: May 11th 2018



Miscellaneous Insurance Revenue Account for the year ended 31st March, 2018

Particulars	Schedule	Current year ₹ (000)	Previous year ₹ (000)
1. Premium Earned (Net)	1	173843892	154340668
2. Profit on Sale or Redemption of Investments (Policy Holders)	-	12963711	10367266
Loss on Sale or Redemption of Investments (Policy Holders)		0	0
3. Others		0	0
4. Interest, Dividend and Rent (Gross)	-	15519241	14204235
Total (A)		202326844	178912169
1. Claims Incurred (Net)	2	151599025	139482182
2. Commission	3	14786513	9371475
3. Operating Expenses Related to Insurance Business	4	31294787	32988987
4. Premium Deficiency		0	0
5. Others - Foreign Taxes		1906	1636
Amortisation, Write off, Provisions - Investments		10940	44176
Total (B)		197693171	181888456
Operating Profit/ (Loss) C=(A-B)		4633672	(2976287)
Appropriations			
Transfer to Share Holders Account (Profit and Loss Account)	-	(4633672)	2976287
Transfer to Catastrophic Reserves	-	0	0
Transfer to Other Reserves	-	0	0
Total		0	0
Significant Accounting Policies and Notes to Accounts	16		

As required by section 40C(2) of the Insurance Act 1938, we certify that, to the best of our knowledge and according to the information and explanations given to us, and so far as appears from our examination of the Company's books of account, all expenses of management, wherever incurred, whether directly or indirectly in respect of miscellaneous insurance business have been fully debited in the Miscellaneous Insurance Revenue Account as expenses.

The schedules referred to above form integral part of the revenue account

Jayashree Nair
Company Secretary

C. Narambunathan
Director, GM & FA
DIN No.08101846

Hemant G. Rokade
Director
DIN No.06417520

S. N. Rajeswari
Chief Financial Officer

G. Srinivasan
Chairman-Cum- Managing Director
DIN No.01876234

As per our report of even date

For R. Devendra Kumar & Associates
Chartered Accountants
Firm Reg. No. 114207 W

D.K. Gupta
Partner
Membership No. 009032

For A. Bafna & Co.
Chartered Accountants
Firm Reg. No. 003660C

M.K. Gupta
Partner
Membership No. 073515

For NBS & Co
Chartered Accountants
Firm Reg. No. 110100W

Pradeep J Shetty
Partner
Membership No. 046940

Place: Mumbai
Date: May 11th 2018



Profit and Loss Account for the year ended 31st March 2018

Particulars	Schedule	Current year ₹ (000)	Previous year ₹ (000)
1. Operating Profit / (Loss)			
a. Fire Insurance	-	4293655	(3466083)
b. Marine Insurance	-	1106498	872848
c. Miscellaneous Insurance		4633672	(2976287)
2. Income from Investments			
a. Interest Dividend and Rent (Gross) - Share Holders		8911477	8797258
b. Profit on Sale of Investment - Share Holders	-	7460658	6420867
Less: Loss on Sale of Investment - Share Holders	-	0	0
3. Other Income - Misc Receipts, Credit Balances Written Back		1036764	859585
- Interest on Refund of Income Tax		0	1325922
Total (A)=1+2+3		27442724	11834110
4. Provisions (Other Than Taxation)			
a. Others - Amortisation Provision For Thinly Traded Shares - Shareholders"	-	32430	24627
b. For Doubtful Debts - Investments(Shareholders)	-	(54420)	(8823)
c. For Doubtful Debts - Operations		0	129817
d. For Dimunition In Value Of Investments (Shareholders)	-	28286	11556
5. Other Expenses			
a. Other than those related To insurance business	-	6190	0
b. Others - Expenses on Corporate Social Responsibility		135087	0
c. Others - Interest on Income/Service Tax		28443	8580
d. (Profit)/Loss on Sale Of Assets		16132	27784
e. Penalty		0	2000
Total (B)=(4+5)		192147	195541
Profit Before Tax (A-B)	-	27250577	11638569
Provision For Taxation - Current Tax	-	5149000	1615764
Deferred Tax		92379	(56510)
Profit After Tax		22009198	10079315
Transfer from General Reserves for Equalization / Contingency Reserves for Foreign Branches		976658	129457
Appropriations			
a. Proposed Final Dividend	-	(3090000)	0
b. Dividend Distribution Tax.	-	(629051)	(10908)
c. Transfer to General Reserves	-	(19266804)	(10197864)
d. Transfer to Equalization / Contingency Reserves for Foreign Branches	-	0	0
Profit / (Loss) Carried Forward to The Balance Sheet	-	0	0
Basic and diluted earnings per share (₹) {Refer Note 9B to notes to accounts in Schedule 16 B}		27.19	12.60

Significant Accounting Policies and Notes to Accounts

The schedules referred to above form integral part of the revenue account

Jayashree Nair
Company Secretary

S. N. Rajeswari
Chief Financial Officer

C. Narambunathan
Director, GM & FA
DIN No.08101846

Hemant G. Rokade
Director
DIN No.06417520

G. Srinivasan
Chairman-Cum- Managing Director
DIN No 01876234

As per our report of even date

For R. Devendra Kumar & Associates
Chartered Accountants
Firm Reg. No. 114207 W

For A. Bafna & Co.
Chartered Accountants
Firm Reg. No. 003660C

For NBS & Co
Chartered Accountants
Firm Reg. No. 110100W

D.K. Gupta
Partner
Membership No. 009032

M.K. Gupta
Partner
Membership No. 073515

Pradeep J Shetty
Partner
Membership No. 046940

Place: Mumbai
Date: May 11th 2018



Balance Sheet as at 31st March, 2018

Particulars	Schedule	Current year ₹ (000)	Previous year ₹ (000)
A. Sources of Funds			
1. Share Capital	5 & 5A	4120000	2000000
2. Reserves and Surplus	6	152772200	119701630
3. Fair Value Change Account	-	85074135	79813255
Fair Value Change Account - Policyholders	-	143808437	157115598
4. Borrowings	7	0	0
Total A		385774772	358630483
B. Application of Funds			
1. Investments	8 & 8A	555382128	514302038
2. Loans	9	2601381	2460763
3. Fixed Assets	10	5119647	3641124
4. Deferred Tax Assets		2153431	2245810
5. Current Assets			
a. Cash and Bank Balances	11	90210671	80191755
b. Advances and Other Assets	12	110800663	88257984
Sub Total(a+b)		201011334	168449739
c. Current Liabilities	13	273552784	237335207
d. Provisions	14	109709684	97347183
Sub Total(c+d)		383262468	334682390
Net Current Assets (a+b-c-d)		(182251134)	(166232651)
6. Miscellaneous Expenditure (to the extent not written off or adjusted)	15	2769320	2213400
Total B		385774772	358630483
Significant Accounting Policies and Notes to Accounts	16		
The Schedules referred to above form integral part of the Balance Sheet			

Jayashree Nair
Company Secretary

C. Narambunathan
Director, GM & FA
DIN No.08101846

Hemant G. Rokade
Director
DIN No.06417520

S. N. Rajeswari
Chief Financial Officer

G. Srinivasan
Chairman-Cum- Managing Director
DIN No.01876234

As per our report of even date

For R. Devendra Kumar & Associates
Chartered Accountants
Firm Reg. No. 114207 W

D.K. Gupta
Partner
Membership No. 009032

For A. Bafna & Co.
Chartered Accountants
Firm Reg. No. 003660C

M.K. Gupta
Partner
Membership No. 073515

For NBS & Co
Chartered Accountants
Firm Reg. No. 110100W

Pradeep J Shetty
Partner
Membership No. 046940

Place: Mumbai
Date: May 11th 2018



Schedule 1 - Premium Earned for the year ended March, 2018

Particulars	Current year ₹ (000)	Previous year ₹ (000)
Schedule 1 - Fire		
Premium Earned(Net)		
Premium From Direct Business - in India	20825658	18242822
- outside India	6597398	7272521
Total	27423056	25515343
Add: Premium on Reinsurance Accepted	10451910	9288625
Less: Premium on Reinsurance Ceded	18275328	14731827
Net Premium	19599638	20072141
Adjustment for Change in Reserve for Un-Expired Risks	(23752)	885270
Total Premium Earned (Net)	19623390	19186871
Schedule 1 - Marine		
Premium Earned(Net)		
Premium From Direct Business - in India	6000090	6100259
- outside India	411559	540544
Total	6411649	6640803
Add: Premium on Reinsurance Accepted	436304	360409
Less: Premium on Reinsurance Ceded	2752786	3348750
Net Premium	4095167	3652462
Adjustment for Change in Reserve for Un-Expired Risks	316468	(967804)
Total Premium Earned (Net)	3778699	4620266
Schedule 1 - Miscellaneous		
Premium Earned(Net)		
Premium From Direct Business - in India	200361862	166803842
- outside India	17396531	17019175
Total	217758393	183823017
Add: Premium on Reinsurance Accepted	3062604	4579012
Less: Premium on Reinsurance Ceded	34952260	26217466
Net Premium	185868737	162184563
Adjustment for Change in Reserve for Un-Expired Risks	12024845	7843895
Total Premium Earned (Net)	173843892	154340668



Schedule 2 - Claims Incurred for the year ended 31st March, 2018

Particulars	Current year ₹ (000)	Previous year ₹ (000)
Schedule 2 - Fire		
Claims Incurred (Net)		
Claims Paid Direct	18704991	17248777
Add: Claims on Reinsurance Accepted	7552260	5879393
Less: Claims on Reinsurance Ceded	10767799	6403918
Net Claims Paid	15489452	16724252
Add: Claims Outstanding at End (Net)	27514412	27480750
Less : Claims Outstanding at Beginning (Net)	27480750	25393000
Foreign Exchange Fluctuation Relating to Non-Integral Foreign Operations	(419097)	781685
Total Incurred Claims (Net)	15104017	19593687
Schedule 2 - Marine		
Claims Incurred (Net)		
Claims Paid Direct	4313446	4203888
Add: Claims on Reinsurance Accepted	127226	404976
Less: Claims on Reinsurance Ceded	1569002	993869
Net Claims Paid	2871670	3614995
Add: Claims Outstanding at End (Net)	4303618	4914244
Less : Claims Outstanding at Beginning (Net)	4914244	5041145
Foreign Exchange Fluctuation Relating to Non-Integral Foreign Operations	572	5324
Total Incurred Claims (Net)	2261616	3493418
Schedule 2 - Miscellaneous		
Claims Incurred (Net)		
Claims Paid Direct	151960444	132645141
Add: Claims on Reinsurance Accepted	3279459	2709916
Less: Claims on Reinsurance Ceded	21827404	10355005
Net Claims Paid	133412499	125000052
Add: Claims Outstanding at End (Net)	165382900	146725785
Less : Claims Outstanding at Beginning (Net)	146725785	132826443
Foreign Exchange Fluctuation Relating to Non-Integral Foreign Operations	(470589)	582788
Total Incurred Claims (Net)	151599025	139482182



Schedule 3- Commission for the year ended 31st March, 2018

Particulars	Current year ₹ (000)	Previous year ₹ (000)
Schedule 3- Fire		
Commission (Net)		
Commission - Direct	3341040	3245925
Add : Commission on Reinsurance Accepted	1706838	1555311
Less : Commission on Reinsurance Ceded	2160481	1395193
Commission (Net)	2887397	3406043
Break-up of Commission Direct		
Direct Commission	2523580	2642038
Direct Brokerage	683742	533122
Direct Corporate Agency Commission	133010	70765
Others - Other Channels	708	0
Total Commission	3341040	3245925
Schedule 3- Marine		
Commission (Net)		
Commission - Direct	646422	640540
Add : Commission on Reinsurance Accepted	91503	51886
Less : Commission on Reinsurance Ceded	171742	238560
Commission (Net)	566183	453866
Break-up of Commission Direct		
Direct Commission	320678	369575
Direct Brokerage	325226	270508
Direct Corporate Agency Commission	518	457
Others - Other Channels	0	0
Total Commission	646422	640540
Schedule 3- Miscellaneous		
Commission (Net)		
Commission - Direct	17071623	11300816
Add : Commission on Reinsurance Accepted	637059	503513
Less : Commission on Reinsurance Ceded	2922169	2432854
Commission (Net)	14786513	9371475
Break-up of Commission Direct		
Direct Commission	12669245	8457928
Direct Brokerage	2962340	2534910
Direct Corporate Agency Commission	279925	214367
Others - Other Channels	1160113	93611
Total Commission	17071623	11300816



Schedules for the year ended 31st March, 2018

Particulars	Current year ₹ (000)	Previous year ₹ (000)
Schedule - 4		
Operating Expenses Related To Insurance Business		
1. Employees Remuneration And Welfare Benefits	22712975	22154897
2. Travel Conveyance And Vehicle Running Expenses	680824	611968
3. Training Expenses	327158	146172
4. Rent Rates And Taxes	1363224	1131303
5. Repairs And Maintenance	924148	931935
6. Printing And Stationery	396675	391502
7. Communication Expenses	297892	284114
8. Legal And Professional Charges	628801	535846
9. Auditors Fees, Expenses Etc. As Auditor	117868	92308
Auditors Fees, Expenses Etc. As Advisor Or Other Capacity - Taxation	0	0
Auditors Fees, Expenses Etc. As Advisor Or Other Capacity - Insurance	0	0
Auditors Fees, Expenses Etc. As Advisor Or Other Capacity - Mgt Services	0	0
Auditors Fees, Expenses Etc. In Other Capacity	0	0
10. Advertisement And Publicity	630972	604507
11. Interest And Bank Charges	85314	52542
12. Others - Exchange (Gain) / Loss	(58793)	370344
IT Implementation	1292509	1079473
Outsourcing Expenses	3139722	4378170
Other Taxes	107298	138619
Incentives to Agents	0	1979829
Others	1586924	1813297
13. Depreciation	721938	448777
14. Service Tax / GST Account	328842	669063
Total	35284290	37814666
Apportioned to Fire Segment	3299998	4082754
Apportioned to Marine Segment	689505	742925
Apportioned to Miscellaneous Segment	31294787	32988987
Total	35284290	37814666



Schedules for the year ended 31st March, 2018

Particulars	Current year ₹ (000)	Previous year ₹ (000)
Schedule - 5		
Share Capital		
1. Authorised Capital		
1,20,00,00,000 (Previous Year 30,00,00,000 Equity Shares of ₹10 each) Equity Shares of ₹ 5 each	6000000	3000000
2. Issued Capital		
82,40,00,000 (Previous Year 20,00,00,000 Equity Shares of ₹10 each) Equity Shares of ₹ 5 each	4120000	2000000
3. Subscribed Capital		
82,40,00,000 (Previous Year 20,00,00,000 Equity Shares of ₹10 each) Equity Shares of ₹ 5 each	4120000	2000000
4. Called up Capital		
82,40,00,000 (Previous Year 20,00,00,000 Equity Shares of ₹10 each) Equity Shares of ₹ 5 each	4120000	2000000
Total	4120000	2000000

Note : Of the above 79,22,98,732 shares are issued as fully paid up bonus shares by capitalisation of general reserves.

SCHEDULE 5A

Pattern of Shareholding

(As Certified by Management)

Numbers in (000)

Share holder	Current Year		Previous Year	
	Numbers	% of Holding	Numbers	% of Holding
Promoters Indian	704000	85.44	200000	100
Foreign	0	0.00	0	-
Others	120000	14.56	0	-
Total	824000	100	200000	100



Schedules for the year ended 31st March, 2018

Particulars	Current year ₹ (000)	Previous year ₹ (000)
Schedule 6		
Reserves and Surplus		
1. Capital Reserve (Op. Balance)	575	575
Addition During The Year	0	0
Deduction During The Year	0	0
(Cl. Balance)	575	575
2. Capital Redemption Reserve		
3. Share Premium	18962416	0
4. General Reserves (Op. Balance)	108713425	98515561
Addition during the year - Balance Transferred From P & L Account	19266804	10197864
Deduction during the year -		
Deduction During The Year - Issue of Bonus shares	(2000000)	0
Dividend and dividend Distribution tax for FY 2016-17	(3731192)	0
(Cl. Balance)	122249037	108713425
5. Catastrophe Reserve	0	0
6. Other Reserves		
A. Foreign Currency Translation Reserve		
Opening Balance	9255404	11160112
Addition During The Year (Refer Note No 12 To Notes To Accounts In Schedule 16 B)	1458404	0
Deduction During The Year	0	(1904708)
(Cl. Balance)	10713808	9255404
B. Equalization / Contingency Reserves for Foreign Branches		
Opening Balance	1732226	2060945
Addition During The Year	0	0
Deduction During the Year	(885862)	(328719)
(Cl. Balance)	846364	1732226
7. Balance Of Profit In Profit And Loss Account	0	0
Total	152772200	119701630

Schedule 7

Borrowings

1. Debentures / Bonds	0	0
2. Banks	0	0
3. Financial Institutions	0	0
4. Others	0	0
Total	0	0



Schedules for the year ended 31st March, 2018

Particulars	Current year ₹ (000)	Previous year ₹ (000)
Schedule 8		
Investment - Shareholders		
Long Term investments		
1. Government Securities and Government Guaranteed Bonds including Treasury Bills	63604126	43570419
2. Other Approved Securities	0	0
3. Other Investments		
a. Shares		
aa. Equity	103059224	91107181
bb. Preference	724	656
b. Mutual funds/ ETF	367123	335099
c. Derivative instruments	0	0
d. Debentures/Bonds	10141826	8438124
e. Other securities - Foreign shares	57839	61546
f. Subsidiaries	426537	470767
g. Investment Properties (Real Estate)		0
4. Investment in Infrastructure and Housing	19657416	16963365
5. Other than Approved Investments (Debentures, Pref.shares, Foreign Shares, Venture Funds and Equity)	6156465	7105608
Total	203471278	168052765
Short Term Investments		
1. Government Securities and Government Guaranteed Bonds including Treasury Bills	1308125	2704552
2. Other Approved Securities	0	0
3. Other Investments		
a. Shares		
aa. Equity	0	0
bb. Preference	0	0
b. Mutual funds/ ETF	0	0
c. Derivative instruments	0	0
d. Debentures/Bonds	1541122	1855324
e. Other securities - Foreign shares	0	0
f. Subsidiaries	0	0
g. Investment Properties (Real Estate)	0	0
4. Investment in Infrastructure and Housing	2981694	3592811
5. Other than Approved Investments (Debentures, Pref.shares, Foreign Shares, Venture Funds and Equity)	1110	2012
Total	5832051	8154699
Investments	Grand Total	176207464
1. In India	550774051	509805559
2. Outside India	4608077	4496478
Investment in foreign associates included in equity above	30136	30136
Aggregate amount of Companies Investments in other than listed equity shares Book Value	772410	749587
Market value	761489	725309
Preference shares and FITL preference shares (LTUA) amounting to ₹80600 (P.Y. ₹84320) is netted against interest suspense of an equal amount. Debentures and FITL debentures amounting to ₹20659 (P.Y. ₹43101) are netted against interest suspense of an equal amount. Equity shares amounting to ₹6376 (P.Y. ₹ 276) is netted against interest suspense of an equal amount.		
Provision made for bad and doubtful debts shown under Schedule 14.5 against assets in Schedule 8		
Debentures - Standard Provisions	125654	130412
Housing sector bonds - Standard Provisions	97142	93696
Infrastructure investments - Standard Provisions	146891	146671
Other than approved investments (Debenture)	428126	456547
Equity - Thinly traded and unlisted equity - diminution in value	14364	47935
Equity - Long term unapproved thinly traded and unlisted equity - diminution in value (F)6034/12	14017	14017
Equity subsidiary - Long term unapproved thinly traded and unlisted equity - diminution in value (F)6039/12	1535	1535
Total	827729	890813



Schedules for the year ended 31st March, 2018

Particulars	Current year ₹ (000)	Previous year ₹ (000)
Schedule 8-A		
Investments - Policyholders		
Long Term investments		
1. Government Securities and Government Guaranteed Bonds including Treasury Bills	101489977	79139754
2. Other Approved Securities	0	0
3. Other Investments		
a. Shares		
aa. Equity	174210245	179348145
bb. Preference	1223	1291
b. Mutual funds/ ETF	620580	659656
c. Debentures/Bonds	17039159	16455263
d. Investment Properties (Real Estate)	0	0
e. Other securities-other than approved	9630482	13044546
4. Investment in Infrastructure and Housing	33228691	33393066
Total	336220359	322041721
Short Term Investments		
1. Government Securities and Government Guaranteed Bonds including Treasury Bills	2211240	5324020
2. Other Approved Securities	0	0
3. Other Investments		
a. Shares		
aa. Equity	0	0
bb. Preference	0	0
b. Mutual funds/ ETF	0	0
c. Debentures/Bonds	2605097	3652279
d. Other securities (other than approved)	1877	3961
4. Investment in Infrastructure and Housing	5040225	7072593
Total	9858439	16052853
Grand Total	346078798	338094574



Schedules for the year ended 31st March, 2018

Particulars	Current year ₹ (000)	Previous year ₹ (000)
Schedule 9		
Loans		
1. Security-Wise Classification		
Secured		
a. On Mortgage Of Property		
aa. In India		
Loan Against Mortgage Of Property	0	0
Housing, Vehicle And Computer Loans To Employees	2154047	1883444
Direct Term Loans	0	0
bb. Outside India Housing, Vehicle Loan To Employees	70	482
b. On Shares, Bonds, Government Securities		
c. Others		
Loans to Subsidiaries	0	26862
Loans To State Government Housing, FFE Loans	447264	549974
Unsecured (Term Loans, Bridge Loans, Short-Term Loans, Term Loans PFPS)	0	0
Total	2601381	2460763
2. Borrower-Wise Classification		
a. Central And State Governments(Term Loans, Housing and FFE)	447264	549974
b. Banks And Financial Institutions		
c. Subsidiaries	0	26862
d. Industrial Undertakings (Term Loans, Bridge Loans, Short-Term Loans, Loans To PFPS)	0	0
e. Others - Housing Loans, Vehicle Loans, Computer Loans To Employees	2154117	1883927
Term Loans and PFPS	0	0
Total	2601381	2460763
3. Performance-wise Classification		
a. Loans Classified as Standard		
aa. In India: Term Loans, Bridge Loans, State Government Housing And FFE, PFPS	447264	549974
Housing, Vehicle And Computer Loans To Employees	2154047	1883444
bb. Outside India (Loans To Employees)	70	482
Loans to Subsidiaries	0	26862
b. Non-Performing Loans less Provisions		
aa. In India (Term Loans, Bridge Loans, Short-Term Loans, Loans PFPS)	0	0
bb. Outside India	0	0
Total	2601381	2460763
4. Maturity-wise Classifications		
a. Short-Term (Term Loans, Direct Bridge Loans, Short-Term Loans, Term Loans PFPS)	89592	102710
b. Long-Term		
(Term Loans Direct, Loans State Government Housing and FF, and Loans PFPS)	357672	447264
Loans to Subsidiaries	0	26862
Housing, Vehicle, And Computer Loans To Employees.	2154117	1883927
Total	2601381	2460763
PFPS and FITL PFPS amounting to ₹101572 (P.Y. ₹585452) and FITL short term loan amounting to ₹1675 (P.Y. ₹1675) and direct term loans amounting to ₹6101 (P.Y. ₹6101) are netted against interest suspense of an equal amount.		
Assets in Schedule 9 shown after netting of following provisions		
Direct term loans (Investments)	18115	18115
Bridge loan (Investments)	400	400
Term loans PFPS	366485	503335
Short term loans (Investments)	83368	85067
Housing loans to state govts. - std.provision	1792	2191
Housing loans to state govts.	16573	16573
FFE loans to state govts. - std.provision	4	19
FFE loans to state govts.	2932	2932
Total	489669	628633



Schedules for the year ended 31st March, 2018

Schedule 10 Fixed Assets

Particulars	Gross Block			Depreciation Fund			Net Block	
	Opening Balance.	Additions	Deletions / Adjustments	* Closing Balance	Opening Balance.	Additions	Deletions / Adjustments	* Closing Balance
	01-04-2017	During 2017-2018	During 2017-2018	31-03-2018	01-04-2017	During 2017-2018	31-03-2018	31-03-2018
Goodwill	0	0	0	0	0	0	0	0
Intangibles (Softwares)	1093955	1157790	(2901)	2254647	1060090	205670	(540)	1266300
Land Freehold	76116	0	0	76116	0	0	0	76116
Leasehold Property	20786	262630	6039	277377	3609	2587	726	5469
Buildings	1880021	42620	2793	1919848	932778	7943	33	940688
Furnitures & Fittings	710167	49783	1228	758722	503901	30658	1704	532855
Information & Technology Equipments	3516867	587251	51866	4052251	2700647	288415	18381	2970681
Vehicles	1382820	423808	265529	1541098	562630	159755	184743	537642
Office Equipments	125341	5293	1796	128838	106897	6561	2122	111336
Other Assets #	400368	28068	8663	419773	261662	20349	6186	275825
Work in Progress	566898	0	235125	331773	0	0	0	0
Grand Total	9773338	2557243	335013	11760443	6132214	721938	213355	6640797
Previous Year	8395802	1915035	537498	9773338	5787750	448777	104313	6132214

* Includes foreign currency fluctuation.

Other Assets includes Air Conditioner, Water Coolers, Television, Lifts & Cameras etc.



Schedules for the year ended 31st March, 2018

Particulars	Current year ₹ (000)	Previous year ₹ (000)
Schedule 11		
Cash and Bank Balances		
1. Cash (Including Cheques, Drafts and Stamps)	1978528	2344384
2. Bank Balances		
a. Deposit Accounts		
aa. Short - Term (due within 12 Months)	14541878	16301220
bb. Others	46920989	46194958
b. Current Accounts	9994833	7427035
3. Money at Call and Short Notice		
With Banks	0	0
With other Institutions	16774443	7924158
Total	90210671	80191755
Cash and Bank Balances In India	37729416	29479189
Cash and Bank Balances Outside India	52481255	50712566
Total	90210671	80191755
Balances with non scheduled banks included in 2b above	10855421	9090285
Provision made for bad and doubtful debts shown under Schedule 14.5 against assets in Schedule 11		
Indian balances included in 2b above	113049	0
Total	113049	0



Schedules for the year ended 31st March, 2018

Particulars	Current year ₹ (000)	Previous year ₹ (000)
Schedule 12		
Advances and Other Assets		
A. Advances		
1. Reserve Deposits With Ceding Companies	556630	161679
2. Application Money For Investments	0	0
3. Pre-Payments	302823	317551
4. Advances To Directors / Officers	0	0
5. Advance Tax Paid And Taxes Deducted At Source (Net Of Provision For Taxation)	2404628	2918562
6. Others	434810	585878
Total (A)	3698891	3983670
B. Other Assets		
1. Income Accrued On Investments	7671522	6884500
2. Outstanding Premiums	23966445	6247791
3. Agents Balances	5333380	3969680
4. Foreign Agencies Balances	1586180	995900
5. Due From Other Entities Carrying Insurance Business (Including Reinsurers)	58539935	57513660
6. Due From Subsidiaries/Holding Companies	0	0
7. Deposit With R B I (Persuant to Section 7 Of Insurance Act 1938)	0	0
8. Others - a. Other Accrued Income	1382946	1323800
b. Others Including Sundry Debtors & Interoffice Accounts	6948261	5627995
c. Service Tax / GST Unutilized Credit	214963	323447
d. Fixed Deposit-Unclaimed Amounts of Policy Holders	1380000	1387333
e. Income on Unclaimed Policy Holders Fund	78140	208
Total (B)	107101772	84274314
TOTAL(A+B)	110800663	88257984
Sundry Debtors amounting to ₹ 5010 (P.Y. ₹5010) are netted against interest suspense of an equal amount.		
Provision made for Bad and doubtful debts shown under Schedule 14.5 against assets in Schedule 12		
Reinsurance balances included in A1 above	93984	93984
Reinsurance balances included in B5 above	946978	946978
Reinsurance balances included in B8 above	494	494
Foreign balances included in B3 above (Bankok)	67996	62209
Foreign balances included in B4 above (Manila, Dubai & Curacao)	161335	73104
Foreign balances included in B5 above (Bangkok)	10368	11755
Foreign balances included in B8 above (Equitorial Bank London)	11039	9391
Indian reinsurance balances/Miscellaneous debtors included in B5B above	200000	200000
Indian balances included in B3 above	115349	50223
Indian balances included in B8b above	285496	355795
Indian miscellaneous debtors included in B8b above (TCS)	18554	81188
Sundry debtors(5192) investments Indian included in B8 above - Std. provision	31	31
Sundry debtors(5192) investments Indian included in B8 above	3851	3851
Sundry debtors(5192) investments(F) Indian included in B8 above	956	952
Income accrued on investments(5131(F)) Indian included in B1 above	2	2
Total	1916433	1889957



Schedules for the year ended 31st March, 2018

Particulars	Current year ₹ (000)	Previous year ₹ (000)
Schedule 13		
Current Liabilities		
1. Agents Balances	476464	241511
2. Balances Due To Other Insurance Companies	45259935	34446693
3. Deposits Held On Reinsurance Ceded	355315	161528
4. Premium Received In Advance	1934671	1702021
5. Un-Allocated Premium	15834874	11034265
6. Sundry Creditors -		
a. Other Than Service Tax Payable	9507964	7180845
b. Service Tax Payable /GST Payable	725799	485365
7. Due To Subsidiaries / Holding Company	0	0
8. Claims Outstanding	197200929	179120779
9. Due To Officers/Directors	0	0
10. Others	1087303	1574659
Unclaimed Amounts of Policy Holders - Excess Premium Collected	374526	344769
Unclaimed Amounts of Policy Holders - Refund Premium Due	344015	333600
Unclaimed Amounts of Policy Holders - Stale Cheques	372849	708964
Investment Income on Unclaimed Policy Holders Fund	78140	208
Total	273552784	237335207
Schedule 14		
Provisions		
1. a. Reserve for Un-Expired Risks	100201172	87883611
b. Premium Deficiency Reserve	0	0
2. Provision for Taxation (Net of Payment of Taxes)	0	0
3. Provision for Proposed Dividend	0	
4. Provision for Dividend Distribution Tax	0	0
5. Others - Reserve for Bad and Doubtful Debts.	2827296	2717286
Provision for Diminution in value of Thinly Traded / Unlisted Shares	29916	63486
Provision for Wage Arrear	0	0
Provision for Leave Encashment	6651300	6682800
Total	109709684	97347183
Schedule 15		
Miscellaneous Expenditure		
1. Discount Allowed in Issue of Shares and Debentures	0	0
2. Others - Contribution to Pension Fund and Gratuity Fund (Deferred Expenses to the Extent not Written Off)	2769320	2213400
Total	2769320	2213400



Receipts & Payments Account / Cash Flow Statement for the period from 01/04/2017 to 31/03/2018

Particulars	Current Year ₹ (000)	Previous Year ₹ (000)
A. Cash Flows from the operating activities:		
1. Premium received from policyholders, including advance receipts	283541437	241479097
2. Other receipts	134284	265318
3. Payments to the re-insurers, net of commissions and claims	(13924530)	(15693945)
4. Payments to co-insurers, net of claims recovery	(507545)	(1907977)
5. Payments of claims	(175936050)	(152535971)
6. Payments of commission and brokerage	(20650257)	(14914208)
7. Payments of other operating expenses	(35228138)	(39560247)
8. Preliminary and pre-operative expenses	0	0
9. Deposits, advances and staff loans	(182973)	(34413)
10. Income taxes paid (Net)	(4663534)	2782513
11. Service tax / GST paid	(27249564)	(23077869)
12. Other payments	(784754)	1648335
13. Cash flows before extraordinary items	4548376	(1549368)
14. Cash flow from extraordinary operations	0	0
Net cash flow from operating activities	4548376	(1549368)
B. Cash flows from investing activities:		
1. Purchase of fixed assets	(2557243)	(1915035)
2. Proceeds from sale of fixed assets	406645	384062
3. Purchases of investments	(87382063)	(34331236)
4. Loans disbursed	0	0
5. Sales of investments	53265428	29400240
6. Repayments received	268536	(376332)
7. Rents/Interests/ Dividends received	27708668	25431405
8. Investments in money market instruments and in liquid mutual funds	0	0
9. Expenses related to investments	(460771)	(297503)
Net cash flow from investing activities	(8750801)	18295602
C. Cash flows from financing activities:		
1. Proceeds from issuance of share capital	18725500	0
2. Proceeds from borrowing	0	0
3. Repayments of borrowing	0	0
4. Interest/dividends paid	(7450244)	(3019849)
Net cash flow from financing activities	11275257	(3019849)
D. Effect of foreign exchange rates on cash and cash equivalents, net	2946082	(4362071)
E. Net increase in cash and cash equivalents:	10018915	9364314
1. Cash and cash equivalents at the beginning of the year	80191755	70827441
2. Cash and cash equivalents at the end of the year	90210671	80191755

Jayashree Nair
Company Secretary

S. N. Rajeswari
Chief Financial Officer

C. Narambunathan
Director, GM & FA
DIN No.07628279

Hemant G. Rokade
Director
DIN No.06417520

G. Srinivasan
Chairman-Cum- Managing Director
DIN No.01876234

As per our report of even date

For R. Devendra Kumar & Associates
Chartered Accountants
Firm Reg. No. 114207 W

For A. Bafna & Co.
Chartered Accountants
Firm Reg. No. 003660C

For NBS & Co
Chartered Accountants
Firm Reg. No. 110100W

D.K. Gupta
Partner
Membership No. 009032

M.K. Gupta
Partner
Membership No. 073515

Pradeep J Shetty
Partner
Membership No. 046940

Place: Mumbai
Date: May 11th 2018



SEGMENT REPORTING FOR THE PERIOD ENDED 31ST MARCH 2018 INDIAN

(₹, 000)

Revenue Account Elements	Fire		M Cargo		M Hull		Marine Total	
	CY	PY	CY	PY	CY	PY	CY	PY
Premium Direct	20825659	18242822	3499171	3417555	2500920	2682704	6000091	6100259
Premium Accepted	907199	878175	16895	-6400	35002	57929	51897	51529
Premium Ceded	13151129	10184970	642904	669863	1996949	2564793	2639853	3234656
Net Premium	8581729	8936027	2873161	2741293	538973	175840	3412134	2917132
Change in URR	35350	1666032	-36485	-281846	363133	-666796	326648	-948642
Net Earned Premium	8546379	7269996	2909646	3023138	175840	842636	3085486	3865774
Profit on Realisation of Investment	2287239	1202679	205112	196292	180140	158439	385252	354731
Interest Dividend and Rent	3248112	1636920	231194	268672	198424	216637	429619	485309
Investment Provisions	-4081	4354	-19	817	-81	644	-100	1461
Total Investment Income	5539433	2835245	436325	464147	378646	374432	814971	838579
Claims Paid Direct	12517064	12651233	2762628	2804607	1370041	1314341	4132669	4118948
Claims Paid Accepted	265063	515731	-	2219	53228	35294	53228	37513
Claims Paid Ceded	7330860	4453593	599241	371520	962536	621169	1561776	992690
Net Claim Paid	5451267	8713372	2163387	2435305	460734	728466	2624121	3163772
CI O/S Claims Direct	33115367	29534522	1704826	2845264	6174321	7564859	7879148	10410123
CI O/S Claims Accepted	1811469	1688519	16645	23628	419300	521264	435946	544892
CI O/S Claims Ceded	16671423	15020087	369139	875391	4341543	5838536	4710682	6713927
Net Closing Outstanding Claim	18255413	16202954	1352333	1993501	2252079	2247587	3604412	4241088
Op O/S Claims Direct	29534522	25468509	2845264	3319790	7564859	2628312	10410123	5948102
Op O/S Claims Accepted	1688519	1540409	23628	10232	521264	283920	544892	294152
Op O/S Claims Ceded	15020087	13712269	875391	939255	5838536	927740	6713927	1866995
Net Opening Outstanding Claim	16202954	13296649	1993501	2390768	2247587	1984492	4241088	4375259
Incurred Claims Direct	16097909	16717246	1622190	2330080	-20496	6250888	1601694	8580968
Incurred Claims Accepted	388013	663841	-6983	15615	-48736	272639	-55719	288253
Incurred Claims Ceded	8982196	5761411	92989	307656	-534457	5531965	-441469	5839621
Net Incurred Claim	7503726	11619677	1522219	2038039	465225	991561	1987444	3029600
Commission Direct	1441878	1111701	494713	438267	72099	65025	566812	503292
Commission Accepted	33321	40728	1695	-	8361	9528	10057	9528
Commission Ceded	1726581	887716	71683	97107	84014	105187	155697	202294
Net Incurred Commission	-251382	264713	424726	341160	-3554	-30634	421171	310525
Foreign Taxes	-	-	-	-	-	-	-	-
Operating Expenses Related to Insurance	2592439	3099740	520326	621886	125315	56943	645641	678830
Premium Deficiency	-	-	-	-	-	-	-	-
Revenue Accounts Result Profit/ (loss)	4241027	-4878889	878701	486200	-32501	199198	846201	685398

SEGMENT REPORTING FOR THE PERIOD ENDED 31ST MARCH 2018 INDIAN

(₹, 000)

Revenue Account Elements	Motor OD		Motor TP		Motor Total		Health	
	CY	PY	CY	PY	CY	PY	CY	PY
Premium Direct	33528270	30943251	57420604	45063466	90948874	76006717	70083659	59596106
Premium Accepted	-	-	-	459906	-	459906	-	-
Premium Ceded	1712482	1604420	2891407	2287313	4603888	3891733	7905427	5502486
Net Premium	31815788	29338831	54529198	43236058	86344986	72574889	62178232	54093619
Change in URR	755068	2692099	6208086	7341402	6963154	10033501	3129651	-2794009
Net Earned Premium	31060720	26646731	48321112	35894657	79381832	62541388	59048581	56887629
Profit on Realisation of Investment	1958538	1545076	7694958	5947979	9653496	7493055	1658647	1588818
Interest Dividend and Rent	2055854	2116915	9191339	8149352	11247193	10266266	1979933	2176428
Investment Provisions	-2290	6584	6494	25345	4204	31929	1382	6740
Total Investment Income	4016682	3655407	16879803	14071986	20896486	17727393	3637197	3758505
Claims Paid Direct	24535703	23639459	26767629	24070171	51303331	47709630	67413669	63866482
Claims Paid Accepted	-	-	-	553713	-	553713	-	-
Claims Paid Ceded	1596974	1207919	1759947	1423141	3356921	2631059	6554924	4968007
Net Claim Paid	22938729	22431540	25007681	23200744	47946410	45632284	60858745	58898476
CI O/S Claims Direct	7849350	7434479	131957239	115374910	139806589	122809389	9952350	9303903
CI O/S Claims Accepted	-1	-	-	-	-1	-	-	-
CI O/S Claims Ceded	557784	925341	8098155	7400297	8655940	8325639	1193178	993597
Net Closing Outstanding Claim	7291564	6509137	123859083	107974613	131150648	114483750	8759172	8310306
Op O/S Claims Direct	7434479	6443556	115374910	103517467	122809389	109961023	9303903	8166225
Op O/S Claims Accepted	-	-	-	-	-	-	-	-
Op O/S Claims Ceded	925341	651915	7400297	5070286	8325639	5722200	993597	542786
Net Opening Outstanding Claim	6509137	5791642	107974613	98447181	114483750	104238823	8310306	7623438
Incurred Claims Direct	24950574	24630381	43349957	35927615	68300531	60557996	68062115	65004161
Incurred Claims Accepted	-1	-	-	553713	-1	553713	-	-
Incurred Claims Ceded	1229417	1481345	2457805	3753153	3687222	5234498	6754505	5418818
Net Incurred Claim	23721156	23149036	40892152	32728176	64613308	55877211	61307610	59585343
Commission Direct	5673713	2369731	561899	-	6235612	2369731	5049781	3427085
Commission Accepted	-	-	-	-	-	-	-	-
Commission Ceded	251602	232334	264594	41625	516195	273959	384558	663167
Net Incurred Commission	5422112	2137398	297305	-41625	5719417	2095772	4665222	2763918
Foreign Taxes	-	-	-	-	-	-	-	-
Operating Expenses Related to Insurance	6526450	7694266	9200060	8794387	15726510	16488653	10647209	11220091
Premium Deficiency	-	-	-	-	-	-	-	-
Revenue Accounts Result Profit/ (loss)	-592315	-2678561	14811399	8485705	14219084	5807144	-13934263	-12923218



SEGMENT REPORTING FOR THE PERIOD ENDED 31ST MARCH 2018 INDIAN

(₹, 000)

Revenue Account Elements	Employers Liability*		Product /Public Liability *		OtherLiabilities*		Personal Accident	
	CY		CY		CY		CY	PY
Premium Direct	1313318		364392		2050174	3528402	4647874	3755135
Premium Accepted		-		-	205981	214000	9588	48004
Premium Ceded	65671		130503		1130391	941500	269394	205425
Net Premium	1247648		233888		1125764	2800901	438068	3597714
Change in URR	-13705		-25103		255971	-72816	343134	603266
Net Earned Premium	1261353		258991		869794	2873718	4044934	2994448
Profit on Realisation of Investment	119327		91972		133801	195555	184451	104654
Interest Dividend and Rent	111626		72869		152181	265988	215284	143282
Investment Provisions	-329		-437		-134	696	86	439
Total Investment Income	231282		165278		286116	460848	399649	247497
Claims Paid Direct	355590		28910		140906	691258	3751243	1981531
Claims Paid Accepted	-		-		5159	17815	16717	80671
Claims Paid Ceded	23158		1446		14816	52285	203346	110509
Net Claim Paid	332432		27465		131249	656787	3564614	1951692
CI O/S Claims Direct	576353		244035		968274	1730828	1825097	1471529
CI O/S Claims Accepted	-		-		-	-	-	-
CI O/S Claims Ceded	42332		70674		385432	314351	101757	87742
Net Closing OutstandingClaim	534021		173361		582843	1416476	1723340	1383787
Op O/S Claims Direct	359632		6623		1364573	1818735	1471529	1025895
Op O/S Claims Accepted	-		-		-	-	-	-
Op O/S Claims Ceded	32215		-		282137	250849	87742	30355
Net Opening OutstandingClaim	327417		6623		1082436	1567886	1383787	995539
Incurred Claims Direct	572311		266323		-255392	603350	4104810	2427165
Incurred Claims Accepted	-		-		5159	17815	16717	80671
Incurred Claims Ceded	33276		72120		118111	115787	217361	167896
Net Incurred Claim	539035		194203		-368344	505377	3904166	2339940
Commission Direct	-		-		402514	352039	290689	278077
Commission Accepted	-		-		598	1600	2860	14401
Commission Ceded	-		13050		155409	38835	38945	32241
Net Incurred Commission	-		-13050		247703	314804	254603	260237
Foreign Taxes	-		-		-	-	-	-
Operating Expenses Related to Insurance	281766		111789		193063	648578	760034	768180
Premium Deficiency	-		-		-	-	-	-
Revenue Accounts Result Profit/ (loss)	671833		131327		1083487	1865806	-474220	-126412

* Employers Liability and Product / Public Liability figures for previous year are included in Other Liabilities

SEGMENT REPORTING FOR THE PERIOD ENDED 31ST MARCH 2018 INDIAN

(₹, 000)

Revenue Account Elements	Aviation		Engineering		Crop	
	CY	PY	CY	PY	CY	PY
Premium Direct	1256430	1245128	4450620	4993558	17200206	10464170
Premium Accepted	38805	67093	336775	318448	644684	2039929
Premium Ceded	1180937	1202549	1802302	2444808	13976307	8648321
Net Premium	114298	109672	2985093	2867198	3868583	3855778
Change in URR	23066	36426	780992	75025	-	261694
Net Earned Premium	91233	73246	2204101	2792173	3868583	3594084
Profit on Realisation of Investment	82826	30223	381905	260269	225222	37741
Interest Dividend and Rent	72528	40556	413324	355715	269019	51710
Investment Provisions	-297	68	-274	1047	190	161
Total Investment Income	155651	70711	795503	614937	494051	89290
Claims Paid Direct	705404	208547	2130271	1955212	10130389	-
Claims Paid Accepted	6060	67584	138779	424274	1308372	201569
Claims Paid Ceded	612813	132956	854466	788201	8039229	-
Net Claim Paid	98652	143175	1414584	1591284	3399533	201569
CI O/S Claims Direct	1919351	1386355	3736973	5173487	14470155	10453502
CI O/S Claims Accepted	102428	80916	1023602	1190795	743739	1634625
CI O/S Claims Ceded	1773626	1132974	1876782	2887772	11219326	8242226
Net Closing Outstanding Claim	248153	334297	2883793	3476510	3994568	3845901
Op O/S Claims Direct	1386355	978768	5173487	4552296	10453502	-
Op O/S Claims Accepted	80916	31913	1190795	1280935	1634625	465032
Op O/S Claims Ceded	1132974	875980	2887772	2568515	8242226	-
Net Opening Outstanding Claim	334297	134701	3476510	3264716	3845901	465032
Incurred Claims Direct	1238400	616134	693757	2576403	14147042	10453502
Incurred Claims Accepted	27572	116587	-28414	334134	417487	1371161
Incurred Claims Ceded	1253465	389950	-156524	1107459	11016329	8242226
Net Incurred Claim	12508	342771	821867	1803078	3548200	3582437
Commission Direct	8071	6686	419669	304072	40492	56031
Commission Accepted	2315	2643	44640	24821	228869	184011
Commission Ceded	46090	48875	346491	369493	961939	492423
Net Incurred Commission	-35704	-39546	117819	-40600	-692577	-252382
Foreign Taxes	-	-	-	-	-	-
Operating Expenses Related to Insurance	110058	94023	542735	655882	651355	784281
Premium Deficiency	-	-	-	-	-	-
Revenue Accounts Result Profit/ (loss)	160022	-253291	1517183	988749	855656	-430962



SEGMENT REPORTING FOR THE PERIOD ENDED 31ST MARCH 2018 INDIAN

(₹, 000)

Revenue Account Elements	Other Miscellaneous		Total Miscellaneous		Grand Total	
	CY	PY	CY	PY	CY	PY
Premium Direct	8046314	7214626	200361862	166803841	227187611	191146923
Premium Accepted	140924	105810	1376756	3253189	2335852	4182893
Premium Ceded	1719014	1418503	32783834	24255326	48574816	37674952
Net Premium	6468224	5901933	168954784	145801704	180948647	157654863
Change in URR	302140	-225255	11759299	7917831	12121297	8635221
Net Earned Premium	6166084	6127187	157195485	137883873	168827350	149019642
Profit on Realisation of Investment	432064	354629	12963711	10064943	15636203	11622354
Interest Dividend and Rent	516007	485179	15049966	13785124	18727697	15907353
Investment Provisions	23	1461	4414	42540	233	48356
Total Investment Income	948048	838346	28009263	23807527	34363666	27481351
Claims Paid Direct	5380073	5411806	141339786	121824465	157989519	138594646
Claims Paid Accepted	93675	55096	1568763	1400720	1887053	1953965
Claims Paid Ceded	1230778	961820	20891897	9644837	29784533	15091120
Net Claim Paid	4242969	4505081	122016652	113580348	130092039	125457492
CI O/S Claims Direct	4557613	4345973	178056790	156674966	219051305	196619611
CI O/S Claims Accepted	435329	488415	2305098	3394751	4552512	5628163
CI O/S Claims Ceded	1477751	1455948	26796798	23440249	48178903	45174263
Net Closing Outstanding Claim	3515191	3378441	153565089	136629468	175424914	157073510
Op O/S Claims Direct	4345973	5494865	156674966	131997806	196619611	163414417
Op O/S Claims Accepted	488442	408324	3394778	2186204	5628189	4020765
Op O/S Claims Ceded	1455947	2174967	23440249	12165653	45174263	27744917
Net Opening Outstanding Claim	3378467	3728221	136629495	122018357	157073537	139690265
Incurred Claims Direct	5591712	4262914	162721610	146501626	180421213	171799840
Incurred Claims Accepted	40562	135187	479083	2609268	811377	3561362
Incurred Claims Ceded	1252582	242801	24248446	20919434	32789173	32520466
Net Incurred Claim	4379692	4155301	138952246	128191460	148443416	142840737
Commission Direct	976041	899829	13422870	7693549	15431559	9308541
Commission Accepted	33895	39178	313177	266654	356555	316910
Commission Ceded	251898	277075	2714576	2196067	4596853	3286077
Net Incurred Commission	758038	661933	11021471	5764136	11191260	6339374
Foreign Taxes	-	-	-	-	-	-
Operating Expenses Related to Insurance	1184071	1312811	30208590	31972499	33446670	35751068
Premium Deficiency	-	-	-	-	-	-
Revenue Accounts Result Profit/ (loss)	792331	835490	5022441	-4236694	10109669	-8430186



SEGMENT REPORTING FOR THE PERIOD ENDED 31ST MARCH 2018 FOREIGN

(₹, 000)

Revenue Account Elements	Fire		M Cargo		M Hull		Marine Total	
	CY	PY	CY	PY	CY	PY	CY	PY
Premium Direct	6597398	7272521	334874	374999	76685	165545	411559	540544
Premium Accepted	9544711	8410450	69660	80025	314747	228855	384407	308880
Premium Ceded	5124198	4546858	53399	19656	59533	94438	112933	114094
Net Premium	11017910	11136113	351134	435368	331899	299962	683033	735330
Change in URR	-59102	-780762	-42117	-36361	31937	17199	-10180	-19162
Net Earned Premium	11077012	11916875	393251	471729	299962	282763	693213	754492
Profit on Realisation of Investment	-	671289	-	16566	-	27204	-	43770
Interest Dividend and Rent	432275	930612	13809	22966	16748	37713	30557	60679
Investment Provisions	6011	3631	192	90	233	147	425	237
Total Investment Income	426264	1598270	13617	39442	16515	64770	30132	104212
Claims Paid Direct	5768830	4597544	177803	83540	3547	1400	181350	84940
Claims Paid Accepted	7287197	5363662	32896	27138	41102	340325	73998	367463
Claims Paid Ceded	3436939	1950325	6561	776	664	404	7225	1179
Net Claim Paid	9619088	8010880	204138	109903	43985	341321	248122	451224
CI O/S Claims Direct	9324746	9831099	571281	666157	74331	72586	645612	738743
CI O/S Claims Accepted	11330695	9307315	79418	62642	377444	296326	456862	358968
CI O/S Claims Ceded	11396442	7475871	395897	402573	7370	11430	403268	414003
Net Closing Outsatndng Claim	9258999	11662544	254802	326226	444404	357482	699206	683709
Op O/S Claims Direct	9516036	6462125	646863	557757	72246	239893	719109	797651
Op O/S Claims Accepted	8957019	9227795	62340	43699	291674	229376	354014	273075
Op O/S Claims Ceded	7195258	3990506	388558	399432	11408	179	399967	399611
Net Opening Outsatndng Claim	11277797	11699414	320644	202024	352512	469090	673156	671114
Incurred Claims Direct	5577540	7966519	102221	191940	5631	-165907	107853	26033
Incurred Claims Accepted	9660873	5443182	49975	46081	126871	407275	176846	453356
Incurred Claims Ceded	7638123	5435691	13900	3917	-3374	11654	10527	15571
Net Incurred Claim	7600290	7974010	138296	234105	135876	229714	274172	463818
Commission Direct	1899163	2134224	75743	93493	3867	43755	79610	137248
Commission Accepted	1673517	1514583	20531	18839	60916	23519	81447	42358
Commission Ceded	433901	507477	14742	5149	1302	31117	16045	36266
Net Incurred Commission	3138779	3141330	81531	107183	63481	36157	145012	143340
Foreign Taxes	4019	3985	-	-	-	-	-	-
Operating Expenses Related to Insurance	707559	983014	22549	24259	21314	39837	43864	64096
Premium Deficiency	-	-	-	-	-	-	-	-
Revenue Accounts Result Profit/ (loss)	52628	1412807	164492	145625	95805	41825	260297	187450



SEGMENT REPORTING FOR THE PERIOD ENDED 31ST MARCH 2018 FOREIGN

(₹, 000)

Revenue Account Elements	Motor OD		Motor TP		Motor Total		Health	
	CY	PY	CY	PY	CY	PY	CY	PY
Revenue Direct	12827768	12634164	-	-	12827768	12634164	1711328	1253683
Premium Accepted	145676	160440	182030	-	327706	160440	-	-
Premium Ceded	1743499	1485050	-	-	1743499	1485050	-	-
Net Premium	11229945	11309554	182030	-	11411975	11309554	1711328	1253683
Change in URR	-39804	-49798	91015	-	51211	-49798	228823	59449
Net Earned Premium	11269749	11359351	91015	-	11360764	11359351	1482505	1194234
Profit on Realisation of Investment	-	-	-	-	-	-	-	25793
Interest Dividend and Rent	283547	-	-	-	283547	-	1259	35758
Investment Provisions	3943	-	-	-	3943	-	18	140
Total Investment Income	279604	-	-	-	279604	-	1241	61412
Claims Paid Direct	7463576	8290752	-	-	7463576	8290752	1504150	1082110
Claims Paid Accepted	131448	154367	8493	-	139941	154367	-	-
Claims Paid Ceded	765557	633921	-	-	765557	633921	16107	-
Net Claim Paid	6829466	7811198	8493	-	6837959	7811198	1488043	1082110
CI O/S Claims Direct	7783990	6507748	-	-	7783990	6507748	224873	149305
CI O/S Claims Accepted	117231	98388	-	-	117231	98388	-	-
CI O/S Claims Ceded	1651574	998536	-	-	1651574	998536	-	-
Net Closing Outsatnding Claim	6249647	5607600	-	-	6249647	5607600	224873	149305
Op O/S Claims Direct	6240387	5338245	-	-	6240387	5338245	149165	150353
Op O/S Claims Accepted	94985	63718	-	-	94985	63718	-	-
Op O/S Claims Ceded	940280	362401	-	-	940280	362401	-	9129
Net Opening Outsatnding Claim	5395092	5039562	-	-	5395092	5039562	149165	141224
Incurred Claims Direct	9007179	9460256	-	-	9007179	9460256	1579859	1081063
Incurred Claims Accepted	153694	189037	8493	-	162186	189037	-	-
Incurred Claims Ceded	1476851	1270056	-	-	1476851	1270056	16107	-9129
Net Incurred Claim	7684021	8379237	8493	-	7692514	8379237	1563751	1090191
Commission Direct	2648627	2637098	-	-	2648627	2637098	398885	292732
Commission Accepted	7945	1847	32765	-	40710	1847	-	-
Commission Ceded	157146	183425	-	-	157146	183425	-	-
Net Incurred Commission	2499426	2455520	32765	-	2532191	2455520	398885	292732
Foreign Taxes	1287	1129	-	-	1287	1129	192	125
Operating Expenses Related to Insurance	721176	573777	11690	-	732865	573777	109900	37771
Premium Deficiency	-	-	-	-	-	-	-	-
Revenue Accounts Result Profit/ (loss)	643444	-50312	38067	-	681511	-50312	-588981	-165174

SEGMENT REPORTING FOR THE PERIOD ENDED 31ST MARCH 2018 FOREIGN

THE NEW INDIA ASSURANCE CO. LTD.

Annual Report 2017-18



(₹, 000)

Revenue Account Elements	Employers Liability*		Product /Public Liability *		OtherLiabilities*		Personal Accident	
	CY	CY	CY	CY	CY	PY	CY	PY
Premium Direct	728319	729086		50080		1327402	192124	215181
Premium Accepted	302	558		-96		-2576	20227	22210
Premium Ceded	40204	34409		16206		74079	8670	11899
Net Premium	688416	695235		33778		1250747	203682	225492
Change in URR	-24615	-10509		-10259		-94618	-10905	5946
Net Earned Premium	713031	705744		44037		1345365	214587	219546
Profit on Realisation of Investment	-	-		-		119877	-	6470
Interest Dividend and Rent	30905	36988		17745		166186	5035	8970
Investment Provisions	430	514		247		648	70	35
Total Investment Income	30476	36473		17498		285414	4965	15405
Claims Paid Direct	316475	407029		-123298		739107	71843	56348
Claims Paid Accepted	16	23		13111		132	10110	11128
Claims Paid Ceded	-	661		-0		11721	-	1
Net Claim Paid	316491	406391		-110186		727518	81953	67475
CI O/S Claims Direct	999580	1127118		234071		2229511	59199	63404
CI O/S Claims Accepted	608	288		12526		10063	26084	23652
CI O/S Claims Ceded	91586	19209		13180		107164	1038	1390
Net Closing Outsatndng Claim	908601	1108197		233416		2132410	84245	85666
Op O/S Claims Direct	903092	1102979		115361		2435707	61224	47656
Op O/S Claims Accepted	530	315		9435		10609	23648	24180
Op O/S Claims Ceded	68056	20006		11819		43666	1390	38
Net Opening Outsatndng Claim	835566	1083289		112977		2402649	83482	71799
Incurred Claims Direct	412962	431168		-4588		532912	69818	72095
Incurred Claims Accepted	94	-5		16202		-414	12546	10601
Incurred Claims Ceded	23531	-135		1361		75219	-352	1353
Net Incurred Claim	389526	431299		10253		457279	82716	81342
Commission Direct	154272	159724		47456		299889	48718	54375
Commission Accepted	60	119		-26		-514	6910	11508
Commission Ceded	47	10277		1590		12438	589	1199
Net Incurred Commission	154285	149566		45840		286937	55039	64685
Foreign Taxes	79	78		3		125	23	23
Operating Expenses Related to Insurance	44209	44647		2169		175543	13080	9475
Premium Deficiency	-	-		-		-	-	-
Revenue Accounts Result Profit/ (loss)	155408	116626		3270		710894	68694	79427

* Employers Liability and Product / Public Liability figures for previous year are included in Other Liabilities

SEGMENT REPORTING FOR THE PERIOD ENDED 31ST MARCH 2018 FOREIGN



(₹, 000)

Revenue Account Elements	Aviation		Engineering		Other Miscellaneous	
	CY	PY	CY	PY	CY	PY
Premium Direct	-	-	409992	803032	747834	785714
Premium Accepted	890244	736050	232230	249668	214677	160032
Premium Ceded	18305	4504	256885	304198	50247	82409
Net Premium	871939	731547	385336	748501	912264	863337
Change in URR	70196	11977	-181583	-12380	153187	5490
Net Earned Premium	801743	719570	566919	760882	759077	857848
Profit on Realisation of Investment	-	52640	-	54334	-	43207
Interest Dividend and Rent	26409	72975	42848	75324	24539	59898
Investment Provisions	367	285	596	294	341	234
Total Investment Income	26042	125330	42252	129365	24198	102872
Claims Paid Direct	3900	-	325336	310207	181057	342151
Claims Paid Accepted	1163293	754780	314891	338626	69313	50162
Claims Paid Ceded	34489	16083	118332	46640	360	1801
Net Claim Paid	1132704	738697	521894	602193	250010	390512
CI O/S Claims Direct	-	86538	1394941	721582	343532	417396
CI O/S Claims Accepted	1019118	1002892	863303	911673	206294	130417
CI O/S Claims Ceded	-	426032	807484	303929	10873	12406
Net Closing Outsatndng Claim	1019118	663398	1450760	1329326	538952	535406
Op O/S Claims Direct	86538	150000	703767	861596	360626	688180
Op O/S Claims Accepted	1002892	942614	887106	551290	129361	82882
Op O/S Claims Ceded	426032	-	295341	295566	12198	4136
Net Opening Outsatndng Claim	663398	1092614	1295532	1117319	477789	766927
Incurred Claims Direct	-82638	-63462	1016510	170193	163963	71367
Incurred Claims Accepted	1179519	815058	291088	699010	146246	97697
Incurred Claims Ceded	-391544	442116	630476	55003	-965	10072
Net Incurred Claim	1488424	309481	677122	814200	311173	158992
Commission Direct	-	-	125969	158551	65103	164621
Commission Accepted	163241	117769	56736	65271	56132	40978
Commission Ceded	-	-	32454	32724	5490	7001
Net Incurred Commission	163241	117769	150251	191098	115744	198598
Foreign Taxes	98	73	43	75	103	86
Operating Expenses Related to Insurance	55995	77084	24746	79566	58585	63271
Premium Deficiency	-	-	-	-	-	-
Revenue Accounts Result Profit/ (loss)	-879973	340493	-242992	-194692	-	539772



SEGMENT REPORTING FOR THE PERIOD ENDED 31ST MARCH 2018 FOREIGN

(₹, 000)

Revenue Account Elements	Total Miscellaneous		Grand Total	
	CY	PY	CY	PY
Premium Direct	17396531	17019175	24405488	24832240
Premium Accepted	1685847	1325824	11614965	10045154
Premium Ceded	2168426	1962139	7405557	6623090
Net Premium	16913953	16382860	28614896	28254304
Change in URR	265546	-73936	196265	-873860
Net Earned Premium	16648406	16456796	28418631	29128163
Profit on Realisation of Investment	-	302322	-	1017381
Interest Dividend and Rent	469275	419111	932107	1410402
Investment Provisions	6526	1635	12962	5503
Total Investment Income	462749	719798	919145	2422280
Claims Paid Direct	10150069	10820676	16100249	15503160
Claims Paid Accepted	1710697	1309196	9071891	7040321
Claims Paid Ceded	935507	710168	4379671	2661673
Net Claim Paid	10925258	11419704	20792469	19881808
CI O/S Claims Direct	12167304	10175484	22137661	20745327
CI O/S Claims Accepted	2245451	2177086	14033008	11843370
CI O/S Claims Ceded	2594944	1849459	14394654	9739333
Net Closing Outstanding Claim	11817810	10503112	21776015	22849365
Op O/S Claims Direct	9723140	9671737	19958285	16931513
Op O/S Claims Accepted	2148271	1675292	11459304	11176162
Op O/S Claims Ceded	1775121	714936	9370346	5105053
Net Opening Outstanding Claim	10096290	10632094	22047243	23002622
Incurred Claims Direct	12594233	11324423	18279625	19316974
Incurred Claims Accepted	1807877	1810990	11645596	7707529
Incurred Claims Ceded	1755331	1844691	9403980	7295953
Net Incurred Claim	12646779	11290722	20521241	19728551
Commission Direct	3648753	3607266	5627526	5878738
Commission Accepted	323882	236860	2078845	1793801
Commission Ceded	207593	236787	657538	780530
Net Incurred Commission	3765042	3607339	7048833	6892009
Foreign Taxes	1906	1636	5926	5621
Operating Expenses Related to Insurance	1086197	1016488	1837619	2063597
Premium Deficiency	-	-	-	-
Revenue Accounts Result Profit/ (loss)	-388768	1260409	-75843	2860666

SEGMENT REPORTING FOR THE PERIOD ENDED 31ST MARCH 2018 GLOBAL



(₹, 000)

Revenue Account Elements	Fire		Marine Cargo		Marine Hull		Marine Total	
	CY	PY	CY	PY	CY	PY	CY	PY
Premium Direct	27423056	25515343	3834045	3792554	2577604	2848249	6411649	6640803
Premium Accepted	10451910	9288625	86554	73625	349749	286784	436304	360409
Premium Ceded	18275328	14731827	696304	689519	2056482	2659231	2752786	3348750
Net Premium	19599639	20072141	3224296	3176660	870872	475802	4095167	3652462
Change in URR	-23752	885270	-78602	-318207	395070	-649597	316468	-967804
Net Earned Premium	19623390	19186871	3302897	3494867	475802	1125399	3778699	4620266
Profit on Realisation of Investment	2287239	1873968	205112	212858	180140	185643	385252	398501
Interest Dividend and Rent	3680388	2567532	245003	291638	215172	254350	460175	545988
Investment Provisions	1930	7985	173	907	152	791	325	1698
Total Investment Income	5965697	4433515	449942	503589	395160	439202	845103	942791
Claims Paid Direct	18285894	17248777	2940431	2888147	1373588	1315741	4314019	4203888
Claims Paid Accepted	7552260	5879393	32896	29357	94329	375619	127226	404976
Claims Paid Ceded	10767799	6403918	605802	372296	963200	621573	1569002	993869
Net Claim Paid	15070354	16724252	2367525	2545208	504718	1069787	2872243	3614995
CI O/S Claims Direct	42440113	39365621	2276107	3511421	6248652	7637445	8524759	11148866
CI O/S Claims Accepted	13142164	10995834	96064	86270	796744	817590	892808	903861
CI O/S Claims Ceded	28067866	22495958	765036	1277964	4348913	5849966	5113949	7127930
Net Closing Outstanding Claim	27514412	27865498	1607135	2319727	2696483	2605069	4303618	4924797
Op O/S Claims Direct	39050558	31930634	3492126	3877548	7637105	2868205	11129231	6745753
Op O/S Claims Accepted	10645538	10768204	85968	53931	812938	513296	898906	567227
Op O/S Claims Ceded	22215346	17702775	1263949	1338687	5849944	927919	7113893	2266606
Net Opening Outstanding Claim	27480750	24996063	2314145	2592792	2600099	2453582	4914244	5046374
Incurrd Claims Direct	21675449	24683765	1724411	2522020	-14865	6084981	1709547	8607001
Incurrd Claims Accepted	10048886	6107023	42992	61696	78135	679913	121127	741610
Incurrd Claims Ceded	16620318	11197101	106889	311573	-537831	5543620	-430942	5855193
Net Incurred Claim	15104016	19593687	1660515	2272144	601102	1221275	2261616	3493418
Commission Direct	3341040	3245925	570456	531760	75966	108780	646422	640540
Commission Accepted	1706838	1555311	22226	18839	69278	33047	91503	51886
Commission Ceded	2160481	1395193	86425	102257	85317	136303	171742	238560
Net Incurred Commission	2887397	3406042	506257	448342	59927	5523	566183	453866
Foreign Taxes	4019	3985	-	-	-	-	-	-
Operating Expenses Related to Insurance	3299998	4082754	542876	646145	146629	96780	689505	742925
Premium Deficiency	-	-	-	-	-	-	-	-
Revenue Accounts Result Profit/ (loss)	4293656	-3466082	1043193	631825	63305	241023	1106497	872848

SEGMENT REPORTING FOR THE PERIOD ENDED 31ST MARCH 2018 GLOBAL

(₹, 000)

Revenue Account Elements	Motor OD		Motor TP		Motor Total		Health	
	CY	PY	CY	PY	CY	PY	CY	PY
Premium Direct	46356038	43577415	57420604	45063466	103776642	88640881	71794987	60849788
Premium Accepted	145676	160440	182030	459906	327706	620345	-	-
Premium Ceded	3455981	3089470	2891407	2287313	6347387	5376783	7905427	5502486
Net Premium	43045733	40648384	54711228	43236058	97756961	83884443	63889560	55347302
Change in URR	715264	2642302	6299101	7341402	7014365	9983704	3358473	-2734561
Net Earned Premium	42330470	38006083	48412127	35894657	90742596	73900739	60531087	58081863
Profit on Realisation of Investment	1958538	1545076	7694958	5947979	9653496	7493055	1658647	1614611
Interest Dividend and Rent	2339401	2116915	9191339	8149352	11530740	10266266	1981192	2212186
Investment Provisions	1653	6584	6494	25345	8147	31929	1400	6880
Total Investment Income	4296286	3655407	16879803	14071986	21176090	17727393	3638439	3819917
Claims Paid Direct	31999279	31930211	26767629	24070171	58766907	56000382	68917819	64948593
Claims Paid Accepted	131448	154367	8493	553713	139941	708080	-	-
Claims Paid Ceded	2362531	1841840	1759947	1423141	4122479	3264981	6571031	4968007
Net Claim Paid	29768195	30242738	25016174	23200744	54784369	53443482	62346788	59980586
CI O/S Claims Direct	15633340	13942227	131957239	115374910	147590578	129317137	10177223	9453208
CI O/S Claims Accepted	117229	98388	-	-	117229	98388	-	-
CI O/S Claims Ceded	2209358	1923878	8098155	7400297	10307513	9324175	1193178	993597
Net Closing Outstanding Claim	13541211	12116738	123859083	107974613	137400295	120091351	8984045	8459611
Op O/S Claims Direct	13674866	11781801	115374910	103517467	129049776	115299268	9453068	8316578
Op O/S Claims Accepted	94985	63718	-	-	94985	63718	-	-
Op O/S Claims Ceded	1865621	1014316	7400297	5070286	9265918	6084602	993597	551915
Net Opening Outstanding Claim	11904229	10831204	107974613	98447181	119878842	109278385	8459471	7764663
Incurrd Claims Direct	33957753	34090636	43349957	35927615	77307710	70018251	69641974	66085223
Incurrd Claims Accepted	153693	189037	8493	553713	162185	742751	-	-
Incurrd Claims Ceded	2706268	2751401	2457805	3753153	5164074	6504554	6770612	5409689
Net Incurred Claim	31405177	31528272	40900644	32728176	72305821	64256448	62871362	60675535
Commission Direct	8322340	5006829	561899	-	8884239	5006829	5448665	3719817
Commission Accepted	7945	1847	32765	-	40710	1847	-	-
Commission Ceded	408747	415759	264594	41625	673341	457384	384558	663167
Net Incurred Commission	7921538	4592917	330070	-41625	8251608	4551292	5064107	30566650
Foreign Taxes	1287	1129	-	-	1287	1129	192	125
Operating Expenses Related to Insurance	7247626	8268044	9211749	8794387	16459375	17062430	10757108	11257862
Premium Deficiency	-	-	-	-	-	-	-	-
Revenue Accounts Result Profit/ (loss)	51129	-2728873	14849466	8485705	14900595	5756832	-14523244	-13088392



SEGMENT REPORTING FOR THE PERIOD ENDED 31ST MARCH 2018 GLOBAL

(₹, 000)

Revenue Account Elements	* Employers Liability	* Product / Public Liability	* Other Liabilities		Personal Accident	
	CY	CY	CY	PY	CY	PY
Premium Direct	2041638	1093478	2100254	4855804	4839998	3970316
Premium Accepted	302	558	205886	211424	29815	70213
Premium Ceded	105875	164912	1146598	1015580	278064	217324
Net Premium	1936064	929123	1159542	4051648	4591749	3823205
Change in URR	-38320	-35612	245712	-167435	332229	609211
Net Earned Premium	1974384	964735	913831	4219083	4259521	3213994
Profit on Realisation of Investment	119327	91972	133801	315432	184451	111124
Interest Dividend and Rent	142531	109857	169926	432174	220319	152252
Investment Provisions	101	78	113	1344	156	474
Total Investment Income	261757	201751	303614	746262	404615	262902
Claims Paid Direct	672065	435940	17609	1430365	3823086	2037878
Claims Paid Accepted	16	23	18271	17946	26827	91799
Claims Paid Ceded	23158	2106	14816	64006	203346	110510
Net Claim Paid	648923	433856	21063	1384305	3646566	2019168
CI O/S Claims Direct	1575933	1371154	1202345	3960339	1884296	1534933
CI O/S Claims Accepted	608	288	12526	10063	26084	23652
CI O/S Claims Ceded	133918	89884	398612	421516	102796	89132
Net Closing Outstanding Claim	1442622	1281558	816259	3548886	1807585	1469453
Op O/S Claims Direct	1262724	1109602	1479934	4254442	1532753	1073551
Op O/S Claims Accepted	530	315	9435	10609	23648	24180
Op O/S Claims Ceded	100270	20006	293956	294515	89132	30393
Net Opening Outstanding Claim	1162984	1089912	1195413	3970535	1467269	1067338
Incurred Claims Direct	985273	697491	-259980	1136262	4174629	2499261
Incurred Claims Accepted	94	-5	21362	17401	29263	91271
Incurred Claims Ceded	56806	71984	119472	191007	217010	169250
Net Incurred Claim	928561	625502	-358091	962657	3986882	2421283
Commission Direct	154272	159724	449970	651928	339406	332452
Commission Accepted	60	119	572	1086	9770	25909
Commission Ceded	47	23328	156999	51273	39534	33440
Net Incurred Commission	154285	136516	293543	601741	309642	324921
Foreign Taxes	79	78	3	125	23	23
Operating Expenses Related to Insurance	325976	156437	195233	824121	773115	777655
Premium Deficiency	-	-	-	-	-	-
Revenue Accounts Result Profit/ (loss)	827240	247954	1086757	2576700	-405526	-46985

* Employers Liability and Product / Public Liability figures for previous year are included in Other Liabilities



SEGMENT REPORTING FOR THE PERIOD ENDED 31ST MARCH 2018 GLOBAL

(₹, 000)

Revenue Account Elements	Aviation		Engineering		Crop	
	CY	PY	CY	PY	CY	PY
Premium Direct	1256430	1245128	4860612	5796590	17200206	10484170
Premium Accepted	929049	803144	569005	568115	644684	2039929
Premium Ceded	1199241	1207053	2059187	2749006	13976307	8648321
Net Premium	986238	841219	3370429	3615699	3868583	3855778
Change in URR	93262	48402	599409	62644	-	261694
Net Earned Premium	892976	792816	2771020	3553055	3868583	3594084
Profit on Realisation of Investment	82826	82863	381905	314603	225222	37741
Interest Dividend and Rent	98937	113531	456172	431039	269019	51710
Investment Provisions	70	353	322	1341	190	161
Total Investment Income	181693	196041	837755	744302	494051	89290
Claims Paid Direct	709304	208547	2455607	2265418	10130389	-
Claims Paid Accepted	1169353	822364	453670	762900	1308372	201569
Claims Paid Ceded	647301	149039	972798	834841	8039229	-
Net Claim Paid	1231356	881872	1936478	2193477	3399533	201569
CI O/S Claims Direct	1919351	1472893	5131914	5895069	14470155	10453502
CI O/S Claims Accepted	1121547	1083809	1886905	2102468	743739	1634625
CI O/S Claims Ceded	1773626	1559006	2684266	3191701	11219326	8242226
Net Closing Outsatnding Claim	1267272	997695	4334553	4805836	3994568	3845901
Op O/S Claims Direct	1472893	1128768	5877254	5413891	10453502	-
Op O/S Claims Accepted	1083809	974527	2077901	1832225	1634625	465032
Op O/S Claims Ceded	1559006	875980	3183113	2864081	8242226	-
Net Opening Outsatnding Claim	997695	1227315	4772042	4382035	3845901	465032
Incurred Claims Direct	1155762	552672	1710267	2746596	14147042	10453502
Incurred Claims Accepted	1207091	931646	262674	1033144	417487	1371161
Incurred Claims Ceded	861921	832066	473952	1162462	11016329	8242226
Net Incurred Claim	1500932	652252	1498989	2617278	3548200	3582437
Commission Direct	8071	6686	545638	462623	40492	56031
Commission Accepted	165555	120412	101376	90092	228869	184011
Commission Ceded	46090	48875	378945	402217	961939	492423
Net Incurred Commission	127536	78223	268070	150498	-692577	-252382
Foreign Taxes	98	73	43	75	-	-
Operating Expenses Related to Insurance	166053	171107	567480	735448	651355	784281
Premium Deficiency	-	-	-	-	-	-
Revenue Accounts Result Profit/ (loss)	-719951	87202	1274192	794058	855656	-430962



SEGMENT REPORTING FOR THE PERIOD ENDED 31ST MARCH 2018 GLOBAL

(₹, 000)

Revenue Account Elements	Other Miscellaneous		Total Miscellaneous		Grand Total	
	CY	PY	CY	PY	CY	PY
Premium Direct	8794148	8000340	217758393	183823016	251593099	215979163
Premium Accepted	355601	265842	3062604	4579013	13950817	14228047
Premium Ceded	1769261	1500912	34952260	26217465	55980373	44298043
Net Premium	7380488	6765270	185868737	162184564	209563543	185909167
Change in URR	455327	-219765	12024845	7843895	12317562	7761361
Net Earned Premium	6925160	6985035	173843891	154340669	197245981	178147805
Profit on Realisation of Investment	432064	397836	12963711	10367265	15636203	12639735
Interest Dividend and Rent	540547	545077	15519240	14204235	19659804	17317755
Investment Provisions	365	1695	10940	44176	13196	53859
Total Investment Income	972246	941218	28472011	24527325	35282811	29903631
Claims Paid Direct	5561130	5753957	151489855	132645141	174089768	154097806
Claims Paid Accepted	162988	105258	3279459	2709917	10958944	8994286
Claims Paid Ceded	1231139	963621	21827404	10355005	34164204	17752792
Net Claim Paid	4492979	4895594	132941910	125000052	150884508	145339300
CI O/S Claims Direct	4901144	4763369	190224094	166850450	241188966	217364938
CI O/S Claims Accepted	641623	618832	4550549	5571838	18585521	17471533
CI O/S Claims Ceded	1488624	1468354	29391743	25289708	62573558	54913596
Net Closing Outstanding Claim	4054143	3913847	165382900	147132580	197200929	179922875
Op O/S Claims Direct	4706599	6183045	166398106	141669543	216577895	180345929
Op O/S Claims Accepted	617802	491206	5543049	3861496	17087493	15196927
Op O/S Claims Ceded	1468145	2179103	25215370	12880589	54544609	32849970
Net Opening Outstanding Claim	3856256	4495148	146725785	132650451	179120779	162692887
Incurred Claims Direct	5755675	4334281	175315843	157826049	198700839	191116815
Incurred Claims Accepted	186808	232884	2286959	4420258	12456972	11268891
Incurred Claims Ceded	1251617	252872	26003777	22764125	42193153	39816419
Net Incurred Claim	4690866	4314293	151599025	139482182	168964658	162569287
Commission Direct	1041145	1064450	17071623	11300815	21059085	15187280
Commission Accepted	90026	80156	637059	503513	2435400	2110710
Commission Ceded	257388	284076	2922169	2432854	5254392	4066607
Net Incurred Commission	873783	860530	14786512	9371474	18240093	13231382
Foreign Taxes	103	86	1906	1636	5926	5621
Operating Expenses Related to Insurance	1242655	1376082	31294787	32988986	35284290	37814665
Premium Deficiency	-	-	-	-	-	-
Revenue Accounts Result Profit/ (loss)	1090000	1375262	4633672	-2976285	10033826	-5569520



Shareholders' and Policyholders' Funds

Basis of Allocation of Investments		As at 31/03/2018 ₹ (000)	As at 31/03/2017 ₹ (000)	
Particulars				
Policy Holders Fund				
1	Outstanding Claims including IBNR & IBNER	197200929	179120779	
2	Unearned Premium Reserve	100201172	87883611	
3	Premium Deficiency Reserve	0	0	
4	Catastroph Reserve	0	0	
5	Other Liabilities Net of Other Assets :			
	Other Liabilities :			
i	Premium Received in Advance	1934671	1702021	
ii	Unallocated Premium	15834874	11034265	
iii	Balance due to other Insurance Companies	45259935	34446693	
iii	Due to other Members of Pool such as Third Party Pool, Terrorism Pool etc.	0	0	
iv	Sundry Creditors (Due to Policyholders)	1169530	1387541	
	Total Other Liabilities	64199010	48570520	
	Other Assets :			
i	Outstanding Premium	23966445	6247791	
ii	Due from other entities carrying insurance business including Reinsurers	58539935	57513660	
iii	Balance with Pool such as Third Party Pool, Terrorism Pool etc.	0	0	
iv	Fixed Deposit-Unclaimed Amounts of Policy Holders	1458140	1387541	
	Total Other Assets	83964520	65148992	
	Other Liabilities Net of Other Assets :	-19765510	-16578472	
	Total Net Policyholders Funds	277636591	250425918	67.70%
Share Holders Funds				
	Share Capital	4120000	2000000	
	Reserves & Surplus	152772200.4	119701630	
	Total	156892200.4	121701630	
	Less :			
	Revaluation Reserves	0	0	
	Fair Value Change Account	0	0	
	Accumulated Losses	0	0	
	Miscellaneous Expenditure	2769320	2213400	
	Total Net Share Holders Fund	154122880.4	119488230	32.3016%
	Total Funds	431759471.4	369914148	100.00%



Schedule 16

Significant Accounting Policies and Notes forming part of Financial Statements as on 31st March, 2018

16 A. SIGNIFICANT ACCOUNTING POLICIES

1. Accounting Convention

The financial statements are drawn up in accordance with the provisions of IRDAI (Preparation of Financial Statements and Auditor's Report of Insurance Companies) Regulations, 2002 and circulars and/or guidelines issued in the context of preparation of the financial statements, and the provisions of the Companies Act 2013. The said statements prepared on historical cost convention and on accrual basis, comply with accounting standards specified under Section 133 of Companies Act 2013, read with Rule 7 of the Companies (Accounts) Rules, 2014 and conform to practices prevailing in the General Insurance industry except as otherwise stated.

2. Use of Estimates

The preparation of financial statements in conformity with generally accepted accounting principles requires management to make estimates and assumptions that affect the reported amount of assets, liabilities, revenues and expenses and disclosure of contingent liabilities on the date of the financial statements. Actual results may differ from those estimates and assumptions. The estimates and assumptions used in the accompanying financial statements are based upon management's evaluation of the relevant facts and circumstances as on the date of the financial statements. Any revision to accounting estimates is recognized prospectively in current and future periods.

3. Revenue Recognition

A. Premium

Premium income is recognized on assumption of risk. A reserve for Unearned Premium for each segment, representing that part of the recognized premium attributable to the succeeding accounting periods, calculated on time apportionment basis is created. This forms part of the un-expired risk reserves.

Reinsurance premium is recognized as per the terms of the reinsurance contracts. A reserve for Unearned Premium for each segment, representing that part of the recognized reinsurance premium attributable to the succeeding accounting periods, is also calculated on time apportionment basis. This also forms part of the un-expired risk reserves.

Any subsequent revisions to or cancellations of premium are recognised in the year in which they occur.

B. Commission

Commission Income on Reinsurance cessions is recognized as income in the year in which reinsurance Premium is ceded.

Profit Commission under reinsurance treaties wherever applicable, is recognized on accrual. Any subsequent revisions of profit commission are recognized for in the year in which final determination of the profits are intimated by reinsurers.

4. Premium Received in Advance

Premium received in advance represents premium received in respect of policies issued during the year, where the risk commences subsequent to the balance sheet date.

5. Reserves for Un-expired Risk/s

Unearned premium reserve is computed in accordance with the guidelines issued by IRDAI as under :

- a) Marine Hull : 100% of the net written premium during the preceding twelve months;
- b) other segments:
 - i) in respect of domestic business : on the basis of 1/365th method on the unexpired period of respective policies and
 - ii) in respect of foreign business 50% of the net premium in respect of all business other than Marine hull

6. Reinsurance Accepted

Reinsurance returns have been incorporated for the advices received up to the date of finalisation of accounts or on estimation basis.

7. Reinsurance Ceded

Reinsurance cessions are accounted for on the basis of actuals or on estimation basis.

8. Premium Deficiency

Premium deficiency is calculated where the sum of expected claims costs, related expenses and maintenance costs exceed the related unearned premium. The premium deficiency is recognized as per IRDA guidelines and forms part of unexpired risk reserves.

9. Acquisition Costs.

Acquisition costs are primarily related to acquisition of insurance contracts and have been expensed in the year in which they are incurred.

10. Incurred Claims

Claims are recognized as and when reported.

Claims Paid (net of recoveries including salvages retained by the insured, includes interest paid towards claims and all expenses directly incurred in relation to their assessment) are charged to respective revenue accounts.

Claims outstanding at the year-end are provided based on survey reports, information provided by clients and other sources, past experience and applicable laws and includes:

- In respect of direct business, claim intimations received up to the year-end.
- In respect of reinsurance accepted, advices received as of different dates of subsequent year up to the date of finalisation of accounts or on estimation basis
- Provision for claims incurred but not reported (IBNR) and provision for claims incurred but not enough reported (IBNER). The said provisions have been determined by Appointed Actuary, which is in accordance with

accepted actuarial practice, requirement of IRDA (Preparation of Financial Statements and Auditor's Report of Insurance Companies) Regulations, 2002 and the master circulars issued in the context of preparation of financial statements and stipulations of the Institute of Actuaries of India.

All the outstanding claims for direct business are provided net of estimated salvage (if any).

In respect of motor third party claims where court summons have been served on the Company without adequate policy particulars to establish liability of the Company, provision is made as under:

- 100% of the estimated liability, where such claims are outstanding for more than one year.
- 1/3rd of the estimated liability, for all such claims for which court summons have been served on the Company during the year.

Interest on motor accident claims tribunal (MACT) claims is provided based on the prevailing trends in the motor third party claim awards.

11. Salvage and Claim Recoveries

Recoveries of claims and sale proceeds on disposal of salvage are accounted on realisation and credited to claims.

12. Provisions, Contingent Liabilities & Contingent Assets

Provisions involving substantial degree of estimation in measurement are recognized when there is a present obligation as a result of past events and it is probable that there will be an outflow of resources and reliable estimate can be made of the amount of obligation. Contingent Liabilities are not recognized but are disclosed in the notes. Contingent Assets are neither recognized nor disclosed in the financial statements.

13. Loans and Investments

- A Loans are measured at historical cost subject to impairment. Company reviews the quality of its loan assets and provides for impairment if any.
- B Short Term Money Market Instruments such as Commercial Papers and Certificate of Deposits are shown at their discounted value and the difference between the acquisition cost and the redemption value is apportioned on time basis and recognised as accrued income.
- C Contracts for purchase and sale of shares, bonds, debentures are accounted for as "Investments" as on date of transaction.
- D The cost of investments includes premium on acquisition, brokerage, transfer stamps, transfer charges, Securities Transaction Tax and is net of incentive/ fee if any, received thereon.
- E Dividend income (other than interim dividend) is accounted for as income in the year of declaration. Dividend on shares/interest on debentures under objection/pending delivery is accounted for on realisation. Interim dividend is accounted for where the amount is received/credited in the account of the company upto 31st March.
Dividend on foreign investments is accounted on gross basis.

Interest Income is recognized on accrual basis on time proportion except income on non-performing assets is recognized on realization.

Amount received towards compensation for future loss of interest is recognised as income only to the extent attributable to the accounting year and balance is kept in interest received in advance account for apportionment in the relevant year.

- F Profit/Loss on realisation of investments is computed by taking weighted average book value as cost of investments except:
 - In respect of Government Securities Debentures/ Bonds under Trading Portfolio, the profit/loss is worked out specific scrip wise.
 - In respect of Government Securities sold from Investment Portfolio, the profit/loss is worked out on first in first out basis (FIFO).
- G The Company follows the prudential norms prescribed by the Insurance Regulatory and Development Authority as regards asset classification, recognition of income and provisioning pertaining to loans/advances/ debentures
- H Investment in government securities, debt securities and redeemable preference shares are considered as held till maturity and valued at cost. However, in terms of Insurance Regulatory and Development Authority Regulations the premium paid at the time of acquisition of securities is amortised over the residual period of maturity.
- I
 - i. Investments in Mutual Funds are valued at Net Asset Value (NAV) as at the Balance Sheet date and the difference between cost/book value and NAV is accounted in Fair Value Change Account. In case of non-availability of latest NAV as at the balance sheet date, investment is shown at cost.
 - ii. Investments in Venture Funds are valued at cost. If there is reduction in NAV, the same is charged to revenue and book value of investments is reduced accordingly. Any appreciation in NAV to the extent of loss earlier recognised, is taken to revenue. Wherever Net Asset Value as on Balance Sheet date is not available, latest available Net Asset Value is considered.
- J
 - (i) In accordance with IRDA/F&I/INV CIR213/10/2013 dated 30th October 2013 for Valuation of Equity Portfolio, National Stock Exchange (NSE) is considered as Primary Stock Exchange and Bombay Stock Exchange (BSE) as Secondary Stock Exchange.
Investment Portfolio in respect of equity/ equity related instruments is segregated into actively traded and thinly traded as prescribed by Insurance Regulatory and Development Authority Regulations. The shares are treated as actively traded or thinly traded by taking into consideration total traded transactions in the month of March on NSE and BSE.
 - (ii) Actively traded equity/ equity related instruments are valued at the closing price at NSE or if the scrip is not traded at NSE, the scrip is valued at the closing price at BSE. The difference between



- weighted average cost and quoted value is accounted in Fair Value Change Account
- Exchange traded funds are valued as applicable to Equity portfolio. The difference between the weighted average cost and the quoted value is accounted in Fair Value change account.
- (iii) Investments in equity shares of companies outside India are valued at the last quoted price at the stock exchange of the respective Country.
- K Investment in thinly traded equity shares and unlisted equity shares are shown at cost. However, difference between cost and break-up value is provided for as diminution in value. If the break-up value is negative then the provision is made for the entire cost. Further, if the published accounts of an unlisted Company are not available for last three accounting years ending on or immediately preceding the date of working out diminution in value, then the provision is made for the entire cost.
- L In case of investment in listed and unlisted equity/ equity related instruments / preference shares where the value has been impaired on or before 31.03.2000, the historical/weighted average costs are not available with the Company. As a consequence, the carrying value of such investments as on 01.04.2000 is presumed to be the historical/ weighted average cost.
- M Investments in listed equity/ equity related instruments/ preference shares made in those companies, which are making losses continuously for last 3 years and where capital is eroded, are considered to have impairment in value. Further, if the published accounts of a Company are not available for last three accounting years ending on or immediately preceding the date of working out impairment in value, it is presumed that the value of investment is fully impaired and is written off to a nominal value of ₹ 1/- per Company.
- I. Valuation of such investments is done as under:
- In respect of actively traded equity shares: - least of cost price, market price or break-up value provided break-up value is positive. However, if the break-up value is negative the nominal value is taken at Re. 1/- per Company.
 - In respect of other than actively traded equity shares: - lower of cost price or break-up value provided break-up value is positive. However, if break-up value is negative the nominal value is taken at Re.1/- per Company.
 - In respect of preference shares, if the dividend is not received for the last three years, such preference shares are written down to a value which will bear to its face value, the same proportion as value taken/ which would have been taken for writing down equity shares bears to the face value of the equity shares. However, if the equity shares are written down to Re.1/- per Company, preference shares are also written down to a nominal value of Re.1/- per Company.
- II. Once the value of investment in listed equity/ equity related instruments/ preference shares of a company is impaired in accordance with the above mentioned policy, the reversal of such impairment losses are not recognised in revenue/ profit and loss till such company achieves a positive net worth as per the latest available published accounts immediately preceding the date of working out the reversal. However, in respect of investments where the historical or weighted average cost is not available as mentioned in Policy No.13-L, reversal of impairment loss is carried out and recognised only to the extent of impairment losses accounted after 31st March 2000.
- N REVERSE REPO transactions are treated as secured lending transactions and accordingly disclosed in the financial statements. The difference between total consideration at the 1st and 2nd leg of the transaction is treated as interest income.
- O "Collateralized Borrowing and Lending Obligation" (CBLO), which is issued at discount to the face value, is treated as money market instrument as per Reserve Bank of India Notification. Discount earned at the time of lending through CBLO is shown as income, which is apportioned on time basis.
- P Un-realised gains / losses arising due to changes in the fair value of actively traded listed equity shares other than enumerated in Accounting Policy 13-L are taken under the head "Fair Value Change Account" and on realisation reported in profit and loss account.
- Pending realisation, the credit balance in the "Fair Value Change Account" is not available for distribution.
- 14. Foreign Currency Transactions**
- Reinsurance operations:
Revenue transactions of re-insurance in foreign currencies are converted at the average of buying and selling rates of exchange of each quarter in which they are accounted.
- Monetary assets and liabilities of re-insurance in foreign currencies are converted at the closing rate.
- Foreign operations:
 - As per the Accounting Standard (AS) 11 "The Effects of Changes in Foreign Exchange Rates", foreign branches/agencies are classified as 'non-integral foreign operations'.
 - The assets and liabilities (including contingent liabilities), both monetary and non-monetary of the non-integral foreign operations are translated at the closing rate,
 - Income and expense items of the non-integral foreign operations are translated at the average exchange rate of the year.
 - Depreciation on fixed assets held in foreign branches and agencies is provided on written down rupee value at the year-end at the rates and in the manner as stated in "Depreciation" policy stated herein below.

- All resulting exchange difference is accumulated in a foreign currency translation reserve until the disposal of the net investment.
- Foreign investments transactions during the year are converted at the exchange rates prevailing as on the last day of the month of purchase or sale.
- Other assets and liabilities in foreign currencies are converted at the average of buying and selling rates of exchange prevailing at the year end.
- The exchange gain/loss due to conversion of foreign currencies other than relating to non-integral foreign operations is taken to revenue(s) account and profit and loss account as applicable.

15. Fixed Assets

- Fixed assets are stated at cost less depreciation.
- The fixed assets are assessed for any indication that an asset is impaired. In case the recoverable amount of the fixed assets is lower than its carrying amount a provision is made for the impairment loss.
- Lease payment for assets taken on operating lease are recognized as an expense in the revenue(s) accounts and profit and loss account over the lease term.

16. Depreciation

- Depreciation on fixed assets is charged on Straight Line Method (SLM) as per the useful life prescribed under Schedule II of the Companies Act 2013 and the residual value of the asset shall be Re 1/-.
- Lease hold properties are amortised over the lease period.

17. Intangible Assets

Intangible assets are stated at cost of acquisition less accumulated amortisation. The same is amortised over a period of four years on straight line basis. Software development / acquisition costs, except those which meet the recognition criteria as laid down in Accounting Standard 26 (AS 26), are charged to revenue. Any additions to already existing assets are amortised prospectively over the remaining residual life of the assets.

18. Employee Benefits

Employee benefits comprise of both defined contributions and defined benefit plans.

Provident Fund is a defined contribution plan. Company's contribution towards provident fund is charged to the Profit and Loss Account and Revenue Accounts as applicable. Further Company has no further obligation beyond the periodic contributions.

Pension, Gratuity and Leave Encashment are defined benefit plans. The Company has incorporated a Pension Trust and Gratuity Trust. The Company's liability towards pension, gratuity and leave encashment is accounted for on the basis of an actuarial valuation done at the year end and is charged to revenue accounts and profit and loss account as applicable except in case of pension for the employee who joined from 1st April 2010 which is defined contribution plan wherein contribution towards pension fund is charged to the Profit and Loss Account and Revenue Accounts as applicable. Further, Company has no further obligation beyond the periodic contributions.

All short term employee benefits are accounted on undiscounted basis during the accounting period based on service rendered by the employees

19. Expenses of Management-Basis of Apportionment

Expenses of management including provision for bad and doubtful debts and exchange gain/loss, are apportioned to the revenue accounts on the basis of net premium

20. Segregation of Policy Holders and Share Holders funds:

Investment Assets includes Policyholders as well as Share holders. Investment assets are bifurcated at the end of each quarter between Shareholders and Policyholders at 'fund' level on notional basis in accordance with IRDAI guidelines.

21. Income from Investments -Basis of Apportionment

Investment Income (net of expenses) is apportioned between Shareholders' Fund and Policyholders' Fund in proportion to the balance of these funds at the beginning of the year.

Investment income (net of expenses) belonging to Policyholders is further apportioned to Fire, Marine and Miscellaneous segments in proportion to respective technical reserves balance at the beginning of the year .

Policy holders fund for this purpose consist of Estimated liability for outstanding claims including IBNR and IBNER, unexpired risk reserve (URR), Premium deficiency (if any), catastrophe reserve (if any) and Other Liabilities net of Other Assets (relating to policy holders) as per the guidelines of IRDAI; The residual consists of the Shareholder fund.

22. Taxation.

- Tax expense for the year, comprises current tax and deferred tax.
- Current income tax expense comprises taxes on income from operations in India and in foreign jurisdiction. Income tax payable in India is determined in accordance with the provisions of the Income Tax Act 1961. Tax expense relating to foreign operations is determined in accordance with tax laws applicable in countries where such operations are domiciled.
- Minimum Alternative Tax (MAT) paid in accordance with the tax laws, which gives rise to future economic benefits in the form of adjustment of future income tax liability, is considered as an asset if there is convincing evidence that the Company will pay normal income tax on future income. Accordingly, MAT is recognized as an asset in the Balance sheet when it is probable that the future economic benefit associated with it will flow to the Company and the asset can be measured reliably.
- A provision is made for deferred tax for all timing differences arising between taxable income and accounting income at currently enacted tax rates.
- Deferred tax assets are recognized only if there is a virtual certainty backed by convincing evidence that they will be realized and are reviewed for the appropriateness of their respective carrying values at each balance sheet date.
- Refund of income tax is accounted on realisation basis.



16 B. NOTES FORMING PART OF FINANCIAL STATEMENTS AS ON MARCH 31, 2018

1. The accounts incorporate Audited accounts of Branches in Fiji, Thailand and unaudited accounts of Canada (run off) which are prepared on calendar year basis as per the requirement of local laws. There are no material changes for the quarter January 2018 to March 2018. The accounts of 2 runoff Agencies (Colombo and Saudi Arabia) and one representative office at Myanmar have been incorporated on the basis of unaudited accounts.
2. Land include book value ₹ 124.97 Lakhs (P.Y. book value ₹ 124.97 Lakhs) for which deed of conveyance yet to be executed and lease deed expired is ₹ 118.44 lakhs (P.Y. ₹ 118.44 lakhs). Building includes book value ₹ 2066.95 lakhs (P.Y. ₹ 2066.95 lakhs) where registration formalities are yet to be completed / title deeds are not presently available. One property with a book value of ₹ 3.42 lakhs (P.Y. ₹ 3.42 lakhs) is in the possession of the company but occupied by inherent tenants. Twenty-nine properties with total book value of ₹ 163.61 lakhs (P.Y. ₹ 163.61 lakhs) are yet to be registered in the name of the company. Three Properties with book value of ₹ 332.48 lakhs (Previous Year NIL) are received from Tariff Advisory Committee and the registration formalities are pending.
3. In accordance with the approval received from IRDAI, unearned premium reserve (UPR) in respect of domestic business towards segments other than Marine hull, has been computed on the basis of 1/365th method on the unexpired period of respective policies. The company is in the process of implementing systems and procedures to implement the IRDAI guidelines regarding following the 1/365 method in case of Foreign business and therefore the impact of pending compliance is presently not ascertainable. Systems and procedures in domestic business in few segments are also being strengthened to compute the UPR based on data input in the accounting systems of the company. In the opinion of the management the impact of pending compliances is not expected to be material.
4. As certified by the Custodian, securities are held by the Company as on March 31, 2018 variations and other differences which include excess of market value as per the custodian as compared to books amounting to ₹ 412.21 lakhs are being reconciled, while shortages have been provided for. In the opinion of the management, these are not expected to have a material impact on the state of affairs of the Company.
5. (a) Provision for standard assets @ 0.40% amounting to ₹ 3715.15lakhs (P.Y. ₹ 3730.22 lakhs) has been made as per Insurance Regulatory and Development Authority guidelines on (i) Term Loan (PFPS/DTL), (ii) Debentures, (iii) Infrastructure Investments, (iv) Bonds/Debentures of HUDCO, (v) Bonds/Debentures of Institutions accredited to NHB and (vi) Govt. Guaranteed Bonds/Securities (vii) Housing and Firefighting Loans to State Governments (Viii) Debtors.
(b) The amount of total corporate debt/loans etc. restructured under various categories are being compiled during the year, the Company has undertaken restructuring as under:

Sr. No.	Particulars	Current Year (₹ in Lakhs)	Previous Year (₹ in Lakhs)
	Total amount of assets subjected to restructuring	Nil	844.24
	The breakup of the same is given here under:		
(i)	Total amount of standard assets subjected to restructuring	Nil	268.62
(ii)	Total amount of sub-standard assets subjected to restructuring	Nil	Nil
(iii)	Total amount of doubtful assets subjected to restructuring	Nil	575.62
	Total	Nil	844.24

(c) Details of Non Performing Assets (NPA).

i) Details of Non Performing Assets (NPA)

Sr. No.	Particulars	Current Year (₹ in Lakhs)	Previous Year (₹ in Lakhs)
(i)	Opening Balance	10868.22	11501.04
(ii)	Additions during the Year	NIL	Nil
(iii)	Reductions during the Year	1669.72	632.82
(iv)	Closing Balance	9198.50	10868.22
	Percentage of Net NPAs to Net Assets	0.00%	0.00%



ii) Details of Provisions on NPA (other than standard provisions)

Sr. No.	Particulars	Current Year (₹ in Lakhs)	Previous Year (₹ in Lakhs)
(i)	Opening Balance	10868.22	11501.04
(ii)	Incremental Provision during the Year	(1669.72)	(632.82)
(iii)	Closing Balance	9198.50	10868.22

6. Short-term Investments (Schedule - 8) in debentures and other guaranteed securities include those, which are fully repayable in the next year. As regards those debentures and other guaranteed securities, which have fallen due and remain unpaid as on March 31, 2018, they have been shown under long-term investments, as their realizability is unascertainable. However, necessary provision, wherever required, has been made.

7. As required IRDAI circular no. IRDA/F&I/CIR/CMP/174/11/2011 dated 14.11.2010, age-wise analysis of unclaimed amount of the policyholders amounting to ₹ 11731.51 lakhs (P.Y. ₹ 13875.41 lakhs) at the year ended March 31, 2018 representing the excess premium collected, refund premium and the amount lying in stale cheque accounts and unclaimed amount towards claim is as under:

(₹ in Lakhs)

Particulars	Total Amount	1-6 Months	7-12 Months	13-18 Months	19-24 Months	25-30 Months	31-36 Months	Beyond 36 Months
Claims settled but not paid to policyholders / insured due to any reason except under litigation from insured / policyholders	0.00	0.00	0.00	0.00	0.00	0.00	0.00	0.00
Sum due to the insured / policyholders on maturity or otherwise	0.00	0.00	0.00	0.00	0.00	0.00	0.00	0.00
Any excess collection of premium / tax or any other charges which is refundable to the policyholders either as terms of conditions of the policy or as per law or as may be directed by the Authority but not refunded so far	7185.41	1223.50	445.94	354.57	267.96	313.58	274.81	4305.04
Cheques issued but not encashed by the policyholder / insured	3728.48	60.24	161.07	102.02	94.73	106.61	206.48	2997.31

Further as per the IRDA circular no IRDA/F&A/CIR/CPM/134/07/2015, Company has invested the above said total amount of ₹ 11731.51 lakhs (P.Y. ₹ 13875.41 lakhs) in fixed deposit and interest credited of ₹ 781.40 lakhs (P.Y. ₹ 0.20 lakhs) on such fixed deposit has been allocated to the fund amount.

8. a) Prior period items have been included in the respective heads amounting to ₹ 618.08(Debit) and ₹ 2585.30 (credit) [P.Y. ₹ 223.12 lakhs (Debit)] consisting of the following: -

(₹ in Lakhs)

Sr. No.	Particulars	Current Year		Previous Year	
		Debit Amount	Credit Amount	Debit Amount	Credit Amount
1	Premium	-	2112.00	-	-
2	Commission	-	-	-	-
3	Claims	-	473.30	-	-
4	Expenses	618.08	-	223.12	-
5	Income	-	-	-	-
	Total	618.08	2585.30	223.12	-



- b) Old credit balances written back in the Profit & Loss account includes ₹ 4008.45 lakhs [P.Y. ₹ 1298.16 lakhs (Debit)] and credit of ₹ 13231.00 lakhs [P.Y. ₹ 6121.48 lakhs (Credit)] based on information received from various offices and as compiled by the Management.

9. Disclosure as required by Accounting Standards (AS) :

A. Related party disclosures as per Accounting Standard 18

1) Company's related parties

a) Subsidiaries:

- i) The New India Assurance Co. (T & T) Ltd. – Port of Spain, Trinidad & Tobago.
- ii) The New India Assurance Co. (S.L.) Ltd. – Free Town, Sierra Leone.
- iii) Prestige Assurance Plc. – Lagos, Nigeria

b) Associates:

- i) India International Insurance Pte. Ltd., Singapore.
- ii) Health Insurance TPA of India Ltd., Mumbai, India

c) Key management personnel of the Company:-

Name of person	Role/Designation	Up to
Mr. G. Srinivasan	Chairman cum Managing Director	
Mr. Hemant G. Rokade	Director & General Manager	
Ms. T.L. Alamelu	Director & General Manager	May 2017
Mr. C. Narambunathan	General Manager & Financial Advisor	
Mr. S. Pradhan	General Manager	
Mr. Rakesh Kumar	General Manager & Chief Marketing Officer	May 2017
Ms. Tajinder Mukherjee	General Manager & Chief Underwriting Officer	
Ms. S.N. Rajeswari	General Manager & CFO	
Mr. Renjith Gangadharan	General Manager & Chief Marketing Officer	
Mr. R. M. Singh	General Manager	
Mr. J. K. Garg	General Manager	
Mr. S. Shankar	General Manager & Chief Risk Officer	
Mr. Sharad Ramnarayanan	Appointed Actuary	
Mr. S. Harinath	Chief Investment Officer	Jan 2018
Mr. M.S. Joshi	Chief Investment Officer	
Mr. S. Harinath	Chief Investment Officer	
Mr. R. P. Joshi	Chief Manager (Chief of Internal Audit)	
Ms. Jayashree Nair	Company Secretary & Chief Compliance Officer	

2. Transactions with related parties:

Sr. No.	Nature of Relationship	Nature of Transaction	Current Year (₹ in Lakhs)	Previous Year (₹ in Lakhs)
i)	Subsidiaries	Management fees earned (NIA T&T)	48.78	47.96
		Premium on Reinsurance Accepted	351.45	412.38
		Commission on Reinsurance Accepted	(87.09)	(104.83)
		Claims Paid	(1926.01)	(139.87)
		Dividend income received (NIA T&T)	NIL	250.19
		Loan Installments & Interest Received (Prestige Assurance Nigeria)	271.31	NIL



		Interest Accrued (Prestige Assurance Nigeria)	NIL	30.44
		Dividend receivable (T&T)	71.28	NIL
ii)	Associates	Premium on Reinsurance Accepted	792.32	723.94
		Commission on Reinsurance Accepted	(141.39)	(123.73)
		Claims Paid	(493.27)	(952.37)
		Dividend income received (III Singapore)	465.87	480.77
		Additional Equity Infusion (Health TPA of India)	1187.50	NIL
		TPA fees paid (Health TPA of India)	271.14	92.60
iii)	Key Management Personnel	Salary and allowances	371.11	224.14

B. Disclosure as per Accounting Standard 20-“Earnings Per Share”:

Particulars	Current Year	Previous Year
Net profit attributable to shareholders (₹ In Lakhs)	220091.98	100793.15
Weighted average number of equity shares issued (Previous year face value of share ₹ 10/- each)	809403000	400000000
Basic and diluted earnings per share of ₹ 5/- each (₹)	27.19	12.60

The company does not have any outstanding diluted potential equity share. Consequently, the basic and diluted earnings per share of the company remain the same.

C. Taxation:

Income Tax:

- Provision for Tax - Current Tax shown in Profit & Loss Account includes ₹ 3854.94 lakhs (P.Y. ₹ 1039.72 lakhs) relating to foreign taxes.
- The Income Tax Assessments of the Company have been completed up to assessment year 2015-16. Major disputed demands are in respect of profit on sale of investment, expenses paid to Auto tie-up dealers and related exemptions from tax liability. Based on the decisions of the appellate authority, the interpretations of the relevant provisions, the Management is of the opinion that the demands are likely to be either deleted or substantially reduced and accordingly no provisions have been made for the same. A demand of ₹45531.97 lakhs was raised for the Assessment year 2015-16.
- Deferred Taxes:

The major components of temporary differences resulting into deferred tax assets are as under:

Particulars	Current Year (₹ in Lakhs)	Previous Year (₹ in Lakhs)
Fixed Assets	(1922.68)	(849.48)
Leave Encashment	23242.3	23093.23
Estimated Disallowance u/s 40(a)(ia)	34.94	34.61
Gratuity	-	-
LTS	-	-
Total	21354.56	22278.36

Notes:

- A sum of ₹ 923.80 lakhs (Previous year increase of ₹ 565.10 lakhs) has been debited to the Profit & Loss Account on account of decrease in deferred assets during the year.
- On prudence basis recognition of deferred tax asset on unabsorbed depreciation and carry forward losses has not been given effect in the books of account.
- Above deferred tax asset does not include impact of deferred tax in respect of operations of foreign branches.
- The company continues to recognise the deferred tax asset as hitherto, as in the opinion of the management there are sufficient evidences to establish the virtual certainty of realisation of the DTA from the future taxable profits.



D. Accounting Standard 15 – Employee Benefits

The details of employee benefits for the period on account of gratuity, superannuation which is funded defined employee benefit plans and encashment which is an unfunded defined benefit plan are as under.

(₹ in Lakhs)

I	Components of employer expense	Funded				Unfunded	
		Pension		Gratuity		Encashment	
		C.Y.	P.Y.	C.Y.	P.Y.	C.Y.	P.Y.
I.	Total expense recognized in the statement of Profit and Loss Account						
A	Current Service Cost	10,259	10,138	1,986	2,110	1,066	1,048
B	Interest Cost	25,359	29,272	8,079	9,084	5,011	5,199
C	Expected Return on Plan Assets	(23,476)	(24,922)	(8,039)	(7,640)	-	-
D	Curtailment Cost/(Credit)	-	-	-	-	-	-
E	Settlement Cost/(Credit)	-	-	-	-	-	-
F	Past Service Cost	-	-	-	-	-	-
G	Actuarial Losses/(Gains)	4,995	462	(4,741)	(941)	2,165	3,979
H	Amortised/(Deferred) Cost	17,094	17,094	4,349	4,349	-	-
I	PSC Recognized during the period	-	-	6,978	-	-	-
J	Total expense recognized in the statement of Profit and Loss Account	34,231	32,044	8,612	6,962	8,242	10,226
II.	Actual Returns for the year 2017-18	27,196	26,290	8,611	8,230	-	-
III.	Net Asset/(Liability) recognized in Balance Sheet at 31.03.2018						
A	Present Value of Defined Benefit Obligation	3,47,643	3,51,235	1,37,341	1,07,582	66,513	66,728
B	Fair Value of Plan Assets	3,35,006	3,25,159	1,06,520	1,00,619	-	-
C	Status (Surplus/Deficit)	(12,637)	(26,076)	(30,821)	(6,963)	(66,513)	(66,728)
D	Un recognized Past Service Cost	691	17,785	26,774	4,350	-	-
E	Net Asset / (Liability) recognized in Balance Sheet	(11,946)	(8,291)	(4,047)	(2,613)	(66,513)	(66,728)
IV.	Change in Defined Benefit Obligation during the year						
A	Past value of the Defined Benefit Obligation at the beginning of the period	3,51,235	3,72,896	1,07,582	1,13,689	66,728	65,070
B	Current Service Cost	10,259	10,138	1,986	2,110	1,066	1,048
C	Interest Cost	25,359	29,272	8,079	9,084	5,011	5,199
D	Curtailment Cost/(Credit)	-	-	-	-	-	-
E	Settlement Cost/(Credit)	-	-	-	-	-	-
F	Plan Amendments	-	-	-	-	-	-
G	Acquisitions	-	-	-	-	-	-
H	Actuarial Losses/(Gains)	8,715	1,830	(4,169)	(351)	2,165	3,979
I	Asset Loss / (Gain)	-	-	-	-	-	-
J	Benefits Paid	(47,925)	(62,901)	(9,889)	(16,950)	(8,457)	(8,568)
K	Present Value of Defined Benefit Obligation at the end of the period	3,47,643	3,51,235	1,37,341	1,07,582	66,513	66,728
V	Change in Fair Value of Plan Asset during the year						
A	Plan Assets at the beginning of the period	3,25,159	3,17,484	1,00,619	95,617	-	-
B	Acquisition Adjustment	-	-	-	-	-	-
C	Expected return on Plan Assets	23,476	24,922	8,039	7,640	-	-
D	Asset (Losses)/Gains	3,720	1,368	572	590	-	-



E	Actual Company Contributions	30,576	44,286	7,179	13,722	-	-
F	Benefits Paid	(47,925)	(62,901)	(9,889)	(16,950)	-	-
G	Plan Assets at the end of the period	3,35,006	3,25,159	1,06,520	1,00,619	-	-

VI.	Transitional Provisions						
	(Income)/Expense to be recognised	34,231	320.44	26,774	69.62	-	-

VII.	Actuarial Assumptions						
A	Discount Rate (%)	7.88%	7.22%	7.51%	7.51%	-	-
B	Expected Return on Plan Assets (%)	7.88%	7.22%	7.99%	7.51%	-	-
C	Rate of escalation in salary	3.50%	3.50%	3.50%	3.50%	-	-

VIII.	Major Category of Plan Assets as % of the Total Plan Assets as at 31.03.2018						
A	Government Securities	50.97%	47.29%	46.81%	47.02%	-	-
B	High Quality Corporate Bonds	39.07%	43.25%	36.27%	43.25%	-	-
C	Others	9.96%	9.46%	16.92%	9.73%	-	-

IX.	Basis used to determine the expected rate of return on plan assets	The expected rate of return on plan assets is based on the current portfolio of the assets, investment strategy and the market scenario, in order to protect capital and optimize returns within acceptable risk parameters, the plan assets are well diversified.
------------	---	--

E. Accounting for Lease (AS-19)

The Company's Office Premises and Residential flats for employees are obtained on operating lease and are renewable / cancellable at mutual consent. There are no restrictions imposed by lease agreements. Lease terms are based on individual agreements. Significant leasing arrangements are in respect of operating lease for premises. Aggregate lease rentals amounting to ₹ 13632.24 lakhs (P.Y. ₹ 11313.03 lakhs) in respect of obligation under operating lease are charged to Revenue Account.

F: Impairment of Assets (AS-28)

During the year, the Company has reviewed its fixed assets for impairment. In the opinion of the management no provision for impairment loss is considered necessary. However, impairment assessment as required by AS-28 would be done in due course.

10. a) With the amendment in the payment of Gratuity Act, 2018, the limit of payment of gratuity is enhanced from ₹ 10 lakhs to ₹ 20 lakhs with effect from March 28, 2018, resulting in to additional liability. In terms of requirement of the Accounting Standard (AS-15) Employee Benefits, the entire additional liability of ₹ 33752.23 Lakhs for gratuity is required to be charged to the Profit & Loss Account. However, vide circular communications ref IRDA/F&A/GNA/LR/002/2018-19/23 dated 01/05/2018, IRDAI has permitted the amortization of expenditure relating to additional liability towards gratuity over a period of five years commencing from FY 2017-18. Accordingly the company has recognized the additional liability and an amount of ₹ 6750.45 lakhs is charged to the revenue in the current year and the balance amount remaining to be amortized in next years is ₹ 27001.78 lakhs.
- b) The Pension Scheme 1995 has been extended to PSU officers and staff members who joined until 31.03.2010, by virtue of the Gazette Notification no. 233(E), 234(E) and 235(E) dated 23.01.2016, the incremental liability towards pension arising out of the above extension has been arrived at ₹ 1727.00 lakhs based on actuarial valuation.
In terms of requirement of the Accounting Standard (AS-15) Employee Benefits, the entire amount of ₹ 1727.00 lakhs for pension is required to be charged to the Profit & Loss Account. However IRDA vide Circular ref IRDA/F&A/CIR/ACTS/077/04/2016 dated 18.04.2016 has permitted the amortization of expenditure relating to the additional liability over a period of five years commencing from FY 2015-16 and accordingly an amount of ₹ 345.40 lakhs is charged to the revenue in the current year and balance amount remaining to be amortized in next two years is ₹ 690.80 lakhs for pension.
11. The management is currently in the process of identifying enterprises which have been providing goods and services to the Company which qualify under the definition of medium and small enterprises as defined under Micro, Small and Medium Enterprises Development Act, 2006. Accordingly, the disclosure in respect of the amount payable to such Micro, Small, and Medium Enterprises as at March 31, 2018 has not been made in the financial statements. However, in view of the management, the impact of interest, if any, that may be payable in accordance with the provisions of the Act is not expected to be material.



12. "Foreign Exchange Reserve Account" is increased by ₹ 14584.04 Lakhs (Credit) due to depreciation of foreign currency under the following heads (P. Y. ₹ 19047.08 Lakhs (Debit) consisting of the following.

(₹ in Lakhs)

Sr. No.	Particulars	Current Year		Previous Year	
		Debit Amount	Credit Amount	Debit Amount	Credit Amount
1	Inter office Account	-	14584.04	19047.08	
2	Outstanding claims	-	-	-	-
3	Fixed assets	-	-	-	-
	Total	-	14584.04	19047.08	

13. Penalty

As per IRDAI Circular No 005/IRDA/F&A/CIR/MAY-09 dated May 07, 2009, below table mentions the details of the penalty imposed by various regulators and Government authorities during the year:

No.	Particulars	Non-compliance / violation	₹ in Lakhs		
			Penalty Awarded	Penalty Paid	Penalty Waived/ Reduced
1	Insurance Regulatory and Development Authority / TAC	NIL	Nil	Nil	Nil
2	Service Tax Authorities	Nil	Nil	Nil	Nil
3	Income Tax Authorities	Nil	Nil	Nil	Nil
4	Any other Tax Authorities	Nil	Nil	Nil	Nil
5	Enforcement Directorate/ Adjudicating Authority/ Tribunal or any Authority under FEMA	Nil	Nil	Nil	Nil
6	Registrar of Companies/ NCLT/CLB/ Department of Corporate Affairs or any Authority under Companies Act, 1956	Nil	Nil	Nil	Nil
7	Penalty awarded by any Court/ Tribunal for any matter including claim settlement but excluding compensation	Nil	Nil	Nil	Nil
8	Securities and Exchange Board of India	Nil	Nil	Nil	Nil
9	Competition Commission of India	Refer note below	Nil	Nil	Nil
10	Any other Central/State/Local Government / Statutory Authority	Nil	Nil	Nil	Nil

Note: The Company received an order from Competition Commission of India imposing a penalty of ₹ 25107 lakhs in 2015-16. The Company contested against the order in Competition Appeal Tribunal and the Tribunal awarded penalty of ₹ 20 lakhs as against ₹ 25107 lakhs of CCI order. The penalty was paid in January 2017. CCI has appealed against the order of the Tribunal at the Apex Court and the case has been admitted in the Apex Court in March 2017.

14. During the year the Company had fully reversed the Equalization Reserve in respect of London Branch which was required by the UK Regulations for the time being in force. The same is now not required to be maintained by the Regulation. The closing balance as at the end of 2016-17 stood at ₹ 8900.18 lakhs (GBP 11 million).

Further, in accordance with Oman Insurance Company Law, company has created contingency reserve for claims for Muscat agency for 5 million Omani Riyal. The reserve stood at ₹ 8463.64 lakhs as on 31.03.2018 due to currency fluctuation.

15. a) The balance appearing in the amount due to/ due from persons or bodies carrying on insurance business including reinsurance business, terrorism Pool and Nuclear Pool with GIC Re, are subject to confirmation/ reconciliation and consequential adjustments if any. These balances include ₹ 200927.19 lakhs (Net) Dr. comprising of debit balances of ₹ 435682.93 lakhs and credit balances of ₹ 234755.73 lakhs against which party-wise balances in the records indicate (Dr.) of ₹ 329652.55 lakhs relating to 1004 parties and (cr.) of ₹ 128725.35 lakhs relating to 877 parties. Precise gross debit and gross credit balances against each of such parties and age-wise analysis of these balances are also being compiled. These balances include old cases including migration differences which supporting records are being identified and necessary action is being taken. The impact of the above, if any, on the financial statements are unascertainable. However the company has maintained a provision of ₹ 10414.56 Lakhs up-to March 31, 2018 towards doubtful debts as a prudent measure.



- b) The company has continued to recognize Facultative inward reinsurance premium in cases where the premium payment warranty period has expired and the company has continued to run the risk during the year. However the receivables on this account amounting to ₹ 708.27 lakhs are subject to confirmation and subsequent adjustments if any required shall be carried out in due course.
- c) In case of Co-insurance balances, the reconciliation and settlement process to clear the balances is in progress, the Company has continued its exercise of reconciliation and settlement with other Companies and have reduced the net receivable balances without PMFBY (Pradhan Mantri Fasal Bima Yojna) from ₹ 14539 lakhs (March 2017) to ₹ 3313 lakhs as at March 31, 2018. In case of balances with PSUs, while the receivables have been brought down by ₹ 20939 lakhs during 2017-18 as compared to 2016-17, the payable balances in respect of PSUs have also been brought down by ₹ 8397 lakhs during 2017-18 as compared to 2016-17.

During the year 2017-18, the Company has settled the receivable balances of ₹ 71842 lakhs and payable balances of ₹ 105971 lakhs from the Corporate office as a special drive apart from the settlements at operating offices level. As on March 31, 2018, there is a net Credit balance of ₹ 48904.50 lakhs with PMFBY comprising of ₹ 82898.89 lakhs (Dr) and ₹ 131804.39 lakhs (Cr); and net debit balance of ₹ 3312.92 lakhs with other than PMFBY comprising of ₹ 19520.38 lakhs (Dr) and ₹ 16207.45 lakhs (Cr). The net balance outstanding as on March 31, 2017 were ₹ 35694.27 lakhs (Dr) with PMFBY and ₹ 14538.99 lakhs (Dr) without PMFBY.

- d) The reconciliation of various accounts relating to inter-office accounts related to domestic and foreign operations amounting to ₹ 43332.42 lakhs (Debit), (P.Y. ₹ 25192.25 lakhs (Debit)), Control Accounts, treaty suspense account old balances appearing in legacy software, sundries and suspense, few Bank Accounts, loans, other assets and other liabilities etc. is under progress. The impact of the above, if any, on the financial statements are unascertainable.
 - e) In case of Fasal Bima Yojna, Enrolment data and premium data as per Banks is to be reconciled with data as per the Central/ State Government portal. Accounting of premium as well as reinsurance accounts, has been done based on portal data after giving effect of reconcilable items. Since No claims have been reported and no actual yield data is available relating to the year 2017-18, provision for outstanding claims has been made based on IBNR claims as assessed by the Actuary. Necessary adjustments relating to the above are to be carried out in due course.
 - f) In view of various accounts being reconciled and balances under confirmation, the effect of such pending reconciliation on compliance of various provisions relating to TDS, service tax and GST and interest thereon has been ensured to the extent of available information and necessary adjustments /payments of any liability arising out of such reconciliation is to be done in due course.
 - g) The company has been undertaking restatements of monetary assets and liabilities denominated in Foreign currencies in accordance with the accounting policy followed except for the balances in treaty suspense due to absence of adequate details/reconciliation. The effect of such restatement on the balances of other debtors/creditors which are to be reconciled and confirmed is to be ascertained in due course.
16. Reinsurance acceptance transactions pertaining to the year have been booked for advices received up to April 13, 2018.
 17. Receipts & Payments Account / (Cash Flow Statement) have been drawn under "Direct Method" as required by Part I of Schedule B of the regulation. However, the same is subject to reconciliation of various inter office and other accounts including few Bank Accounts.
 18. The company is in the process of updating the fixed asset register with reference to full particulars, quantitative details and location thereof. Further, physical verification of fixed assets in respect of some locations is in progress.
 19. The company at its Curacao Branch has a receivable from the agent amounting to Nafis 7669884 equivalent to ₹ 2800.26 lakhs as at March 31, 2018 out of which an amount equivalent to Nafis 5596584 Equivalent to ₹ 2043.30 lakhs is due for more than 90 days. The company has been taking efforts to recover the amount from the agent and is hopeful of recovery and signed an agreement in this regard. There is no collateral in place. As a prudent measure a provision of Nafis. 1380455 equivalent to ₹ 504 lakhs as at March 31, 2018 is carried in the accounts
 20. The company is in the process of strengthening internal controls and Internal Audit specially in area of data input and validation in soft-wares, Reinsurance accounts, PMFBY and other Government sponsored Health schemes to ensure the compliance of laid down operational guidelines.
 21. In accordance with the provisions of the Companies Act, 2013, the Company had to spend an amount of ₹ 2281 lakhs for the financial year 2017-18 towards Corporate Social Responsibility. During the year an amount of ₹ 1350.87 lakhs has been spent against the total sanction of ₹ 1680.10 lakhs. The balance could not be spent as various projects are in the completion stage.
 22. Unexpired premium reserve at revenue segment level is found to be sufficient to cover the expected claim cost as certified by the appointed actuary and the claims related expenses as estimated by the management. Hence no premium deficiency reserve is required to be provided during the year.
 23. The company has a fraud monitoring cell which monitors the external frauds reported to the company. As per the assessment made by the Cell, there were no matters related to external frauds reported during the year which required any adjustments to the financial statements of the company. Matters related to employees of the company are dealt with by the vigilance department and are kept confidential and not subjected to audit. In the opinion of the management there were no such matters that came to notice which required either disclosure or adjustments to the financial statements of the company.



24. ₹ 2171.34 Lakh has been withheld / deducted by Govt of Rajasthan under Bhamashah Health Insurance Scheme towards rejection of claims under the scheme and related matters, the company has since paid the underlying claims the company is in process of getting the same refunded by the Government of Rajasthan and no provision is required against the same.
25. The Board of Directors at their meeting approved an Interim dividend of 75% during for FY 2017-18 which was duly paid in February 2018. Further a Final dividend of 100% of the paid up capital of the company subject to the approval of the members at the ensuing Annual General Meeting. In terms of revised Accounting Standard (AS) 4 Contingencies and Events occurring after the Balance Sheet date as notified by the Ministry of Corporate Affairs through the amendments to the Companies (Accounting Standard) Rules 2016, the company has not appropriated proposed dividend (including tax) amounting to ₹ 49668.78 lakhs from the Profit & Loss Account for the year ended on March 31, 2018.
26. Pursuant to 1553rd Board Meeting held on July 10, 2017 the Board of directors recommended and the same was approved by the shareholders in the Annual General Meeting held on August 2, 2017, the increase in authorised share capital, sub division of shares and issue of bonus equity shares resulting in an increase in authorised numbers of shares from existing 3,000.00 lakhs to 12,000.00 lakhs, increase in issued numbers of shares from 2,000.00 lakhs to 8,000.00 lakhs and decrease in face value of shares from ₹ 10 to ₹ 5. As a result, the authorised share capital has increased from ₹ 30,000.00 lakhs to ₹ 60,000.00 lakhs, and the issued share capital has increased from ₹ 20,000.00 lakhs to ₹ 40,000.00 lakhs. Subsequently in November 2017 the Company concluded its Initial Public Offer of ₹ 9,58,582.27 Lakh in the month of November 2017 comprising fresh issue of 240 Lakh equity shares aggregating to ₹ 191716.45 lakhs and an offer for share of 960 lakhs equity shares by Promoter, Ministry of Finance, Government of India aggregating to ₹ 766865.81 lakhs and the paid up capital has now become ₹ 41200.00 lakhs.
27. Previous year figures have been regrouped / rearranged, wherever necessary.



16 C. Disclosures Forming Part of Financial Statements

(₹ in Lakhs)

Sr. No	Particulars	Current Year	Previous Year
1	The details of contingent liabilities are as under:		
	(a) Partly-paid up investments	1,939.52	4,688.72
	(b) Underwriting commitments outstanding	-	-
	(c) Claims, other than those under policies, not acknowledged as debts	1,747.65	835.28
	(d) Guarantees given by or on behalf of the Company	5,452.41	170.94
	(e) Statutory demands/liabilities in dispute not provided for	3,21,200.37	2,67,734.23
	(f) Reinsurance obligations to the extent not provided for in accounts	-	-
	(g) Others (matters under litigation) to the extent ascertainable	1,562.90	4,747.94
	(h) Potential Tax Liability towards distribution received from Venture Fund	1,540.41	1,540.41
	(i) Policyholders unclaimed amounts transferred to Senior Citizen Welfare Fund	414.31	-
2	The details of encumbrances to the assets of the Company are as under:		
	(a) In India	6,317.33	5,123.33
	(b) Outside India	-	-
3	Commitment made and outstanding for Loans Investments and Fixed Assets	2,981.55	13,161.63
4	Claims, less reinsurance, paid to claimants:		
	(a) In India	13,00,920.00	12,54,574.91
	(b) Outside India	2,07,924.68	1,98,818.08
5	Claim liabilities where claim payment period exceeds four years.	-	-
6	Amount of claims outstanding for more than six months (Gross Indian)	9,41,425.78	8,64,304.22
	No. of Claims	1,51,563	1,62,425
	Amount of claims outstanding for less than six months (Gross Indian)	290335.99	2,66,036.25
	No. of Claims	1,33,157	1,41,933
	Total amount of claims outstanding (Gross Indian)	12,31,761.77	11,30,340.47
	Total No. of claims outstanding	2,84,720	3,04,358
7	Premiums, less reinsurances, written from business		
	(a) In India	18,09,486.47	15,76,548.63
	(b) Outside India	2,86,148.96	2,82,543.04
8	The details of contracts in relation to investments, for		
	Purchases where deliveries are pending	-	37.20
	Sales where payments are overdue	-	-
	Sales where deliveries are pending	2,093.23	2,200.72
9	Amount of Claims settled and remaining unpaid for a period of more than six months as on balance sheet date are as under:	-	-
	No. of claims	-	-
10	Investments made in accordance with statutory requirements are as under:		
	(a) In India- Under Sec.7 of Insurance Act 1938	-	-
	(b) Outside India- Statutory Deposits under local laws	70,272.84	81,529.06
11	Segregation of investments into performing and non-performing investments where NPA Provision is required as per IRDA Guidelines is as under:		
	Performing (Standard) Investments	9,28,786.49	9,32,554.73
	Non Performing Investments	9,198.50	10,868.22
	Total Book Value (Closing Value)	9,37,984.99	9,43,422.95

12 All significant accounting policies forming part of the financial statements are disclosed separately.

13 Operating expenses relating to insurance business are apportioned to the revenue account on the basis of Net premium.

14 In compliance of section 197 of the Companies Act 2013, the total managerial remuneration paid to its Directors including Managing Director, Whole Time Directors, and Managers in respect of Financial Year 2017-18, does not exceed 11% of Net Profit of the Company.

15 The Company does not have Real Estate Investment Property.

16 Sector-wise break-up of gross direct premium written in India is as under:



Sector	Current Year			Previous Year		
	₹ in Lakhs	Percentage	Number of Policies/ lives	₹ in Lakhs	Percentage	Number of Policies/ lives
Rural	418024.03	18.40	6435286 (Policies)	292535.00	15.30	466219(Policies)
PMFBY	169889.64	7.48	2907094	104642.00	5.47	355474
Social	187939.30	8.27	441716063 (Lives)	53094.60	2.78	254418431(Lives)
Others	1496023.14	65.85		1461197.63	76.44	
Total	2271876.11	100.00		1911469.23	100.00	

17 Performance Ratios

i) Gross Premium Growth Rates :

SEGMENT	Gross Direct Premium (₹ in Lakhs)						Growth Rate (%)					
	Current Year			Previous Year			Current Year			Previous Year		
	Indian	Foreign	Global	Indian	Foreign	Global	Indian	Foreign	Global	Indian	Foreign	Global
Fire	208256.59	65973.98	274230.57	182428.22	72725.21	255153.43	14.16	-9.28	7.48	7.83	-15.21	0.08
Marine Cargo	34991.71	3348.74	38340.45	34175.55	3749.99	37925.54	2.39	-10.70	1.09	2.04	-18.07	-0.37
Marine Hull	25009.20	766.85	25776.05	26827.04	1655.45	28482.49	-6.78	-53.68	-9.50	-5.08	44.24	-3.15
Marine Total	60000.91	4115.59	64116.50	61002.59	5405.44	66408.03	-1.64	-23.86	-3.45	-1.22	-5.58	-1.59
Motor	909488.74	128277.70	1037766.44	760067.17	126341.64	886408.81	19.66	1.53	17.08	23.04	0.94	19.32
Personal Accident	46478.74	1921.24	48399.98	37551.35	2151.81	39703.16	23.77	-10.72	21.90	78.15	17.13	73.26
Aviation	12564.30	0.00	12564.30	12451.28	0.00	12451.28	0.91	-	0.91	8.69	-	8.69
Engineering	44506.20	4099.92	48606.12	49935.58	8030.32	57965.90	-10.87	-48.94	-16.15	1.06	-7.81	-0.27
Health	700836.59	17113.28	717949.87	595961.06	12536.83	608497.88	17.60	36.50	17.99	22.93	10.48	22.65
Liability*	37278.84	12083.05	49361.89	35284.02	13274.02	48558.04	5.65	-8.97	1.66	18.48	-10.76	8.74
Crop	172002.06	0.00	172002.06	104641.70		104641.70	64.37	-	64.37	64.37	-	64.37
Others	80463.14	10470.11	90933.25	72146.26	7857.14	80003.40	11.53	33.26	13.66	11.53	33.26	13.66
Misc sub Total	2003618.61	173965.30	2177583.91	1668038.42	170191.75	1838230.17	20.12	2.22	18.46	29.91	0.18	26.43
Grand Total	2271876.11	244054.87	2515930.98	1911469.23	248322.40	2159791.63	18.85	-1.72	16.49	26.17	-5.00	21.59

*Liability includes Workmens' compensation

ii) Gross Direct Premium to Net Worth Ratio:

(₹ in Lakhs)

Particulars	Current Year	Previous Year
a. Gross Direct Premium	2515930.98	2159791.63
b. Net Worth	1541228.80	1102328.26
Gross Direct Premium to Net Worth Ratio (Times) (a/b)	1.63	1.96

iii) Growth Rate of Net Worth:

(₹ in Lakhs)

	Current Year	Previous Year	Growth (CY)	Growth (PY)	Growth % (CY)	Growth % (PY)
Net Worth	1541228.80	1102328.26	438900.54	120135.05	39.82	12.23

iv) Net Retention Ratio : Indian

Segment	Current Year (₹ in Lakhs)			Previous Year (₹ in Lakhs)		
	Gross Written Premium	Net Written Premium	Net Retention Ratio (%)	Gross Written Premium	Net Written Premium	Net Retention Ratio (%)
Fire	217328.58	85817.29	39.49	191209.97	89360.27	46.73
Marine Cargo	35160.66	28731.61	81.72	34111.55	27412.93	80.36
Marine Hull	25359.22	5389.73	21.25	27406.33	1758.40	6.42
Marine Total	60519.88	34121.34	56.38	61517.88	29171.32	47.42
Motor	909488.74	863449.86	94.94	764666.22	725748.89	94.91
Personal Accident	46574.61	43880.68	94.22	38031.38	35977.14	94.60
Aviation	12952.35	1142.98	8.82	13122.21	1096.72	8.36
Engineering	47873.95	29850.93	62.35	53120.06	28671.98	53.98
Health	700836.59	621782.32	88.72	595961.06	540936.19	90.77



Liability*	35694.74	23734.12	66.49	37424.02	28009.01	74.84
Crop	178448.90	38685.83	21.68	125040.98	38557.78	30.84
Others	85516.29	67021.12	78.37	73204.37	59019.32	80.62
Misc sub Total	2017386.17	1689547.84	83.75	1700570.30	1458017.03	85.74
Grand Total	2295234.63	1809486.47	78.84	1953298.16	1576548.63	80.71

*Liability includes Workmens' compensation

Net Retention Ratio : Foreign

Segment	Current Year (₹ in Lakhs)			Previous Year (₹ in Lakhs)		
	Gross Written Premium	Net Written Premium	Net Retention Ratio (%)	Gross Written Premium	Net Written Premium	Net Retention Ratio (%)
Fire	161421.09	110179.10	68.26	156829.71	111361.13	71.01
Marine Cargo	4045.34	3511.34	86.80	4550.24	4353.68	95.68
Marine Hull	3914.32	3318.99	84.79	3944.00	2999.62	76.06
Marine Total	7959.66	6830.33	85.81	8494.24	7353.30	86.57
Motor	131554.74	114119.75	86.75	127946.04	113095.54	88.39
Personal Accident	2123.51	2036.82	95.92	2373.91	2254.92	94.99
Aviation	8902.44	8719.39	97.94	7360.50	7315.47	99.39
Engineering	6422.21	3853.36	60.00	10526.99	7485.01	71.10
Health	17113.28	17113.28	100.00	12536.83	12536.83	100.00
Liability*	12087.63	11399.28	94.31	13248.26	12507.47	94.41
Crop	0.00	0.00	0.00	0.00	0.00	0.00
Others	12619.97	11897.65	94.28	9457.46	8633.37	91.29
Misc sub Total	190823.78	169139.53	88.64	183449.99	163828.60	89.30
Grand Total	360204.53	286148.96	79.44	348773.94	282543.04	81.01

*Liability includes Workmens' compensation

Net Retention Ratio: Global

Segment	Current Year (₹ in Lakhs)			Previous Year (₹ in Lakhs)		
	Gross Written Premium	Net Written Premium	Net Retention Ratio (%)	Gross Written Premium	Net Written Premium	Net Retention Ratio (%)
Fire	378749.67	195996.39	51.75	348039.68	200721.41	57.67
Marine Cargo	39206.00	32242.95	82.24	38661.79	31766.60	82.17
Marine Hull	29273.54	8708.72	29.75	31350.33	4758.02	15.18
Marine Total	68479.54	40951.67	59.80	70012.12	36524.62	52.17
Motor	1041043.48	977569.61	93.90	892612.26	838844.43	93.98
Personal Accident	48698.12	45917.50	94.29	40405.29	38232.05	94.62
Aviation	21854.79	9862.37	45.13	20482.71	8412.19	41.07
Engineering	54296.16	33704.29	62.07	63647.05	36156.99	56.81
Health	717949.87	638895.60	88.99	608497.88	553473.02	90.96
Liability*	47782.37	35133.40	73.53	50672.28	40516.48	79.96
Crop	178448.90	38685.83	21.68	125040.98	38557.78	30.84
Others	98136.26	78918.77	80.42	82661.83	67652.69	81.84
Misc sub Total	2208209.95	1858687.37	84.17	1884020.29	1621845.63	86.08
Grand Total	2655439.16	2095635.43	78.92	2302072.10	1859091.66	80.76

*Liability includes Workmens' compensation


v) Net Commission Ratio to Net Written Premium

SEGMENT	Net Commission (₹ in Lakhs)						Net Commission Ratio (%)					
	Current Year			Previous Year			Current Year			Previous Year		
	Indian	Foreign	Global	Indian	Foreign	Global	Indian	Foreign	Global	Indian	Foreign	Global
Fire	-2513.82	31387.79	28873.97	2647.13	31413.30	34060.42	-2.93	28.49	14.73	2.96	28.21	16.97
Marine Cargo	4247.26	815.31	5062.57	3411.60	1071.83	4483.42	14.78	23.22	15.70	12.45	24.62	14.11
Marine Hull	-35.54	634.81	599.27	-306.34	361.57	55.23	-0.66	19.13	6.88	-17.42	12.05	1.16
Marine Total	4211.72	1450.12	5661.84	3105.25	1433.40	4538.66	12.34	21.23	13.83	10.64	19.49	12.43
Motor	57194.17	25321.91	82516.08	20957.72	24555.20	45512.92	6.62	22.19	8.44	2.89	21.71	5.43
Personal Accident	2546.03	550.39	3096.42	2602.37	646.85	3249.21	5.80	27.02	6.74	7.23	28.69	8.50
Aviation	-357.05	1632.41	1275.36	-395.46	1177.69	782.23	-31.24	18.72	12.93	-36.06	16.10	9.30
Engineering	1178.19	1502.51	2680.70	-406.00	1910.98	1504.98	3.95	38.99	7.95	-1.42	25.53	4.16
Health	46652.22	3988.85	50641.07	27639.18	2927.32	30566.50	7.50	23.31	7.93	5.11	23.35	5.52
Liability*	2346.53	2543.57	4890.10	3148.04	2869.37	6017.41	9.89	22.31	13.92	11.24	22.94	14.85
Crop	-6925.77	0.00	-6925.77	-2523.82	0.00	-2523.82	-17.90	0.00	-17.90	-6.55	0.00	-6.55
Others	7580.38	2110.78	9691.16	6619.33	1985.98	8605.31	11.31	17.74	12.28	11.22	23.00	12.72
Misc sub Total	110214.70	37650.42	147865.12	57641.36	36073.39	93714.75	6.52	22.26	7.96	3.95	22.02	5.78
Grand Total	111912.60	70488.33	182400.93	63393.75	68920.09	132313.83	6.18	24.63	8.70	4.02	24.39	7.12

*Liability includes Workmens' compensation

vi) Expense of Management to Gross Direct Premium Ratio:

(₹ in Lakhs)

Particulars	Current Year	Previous Year
a. Gross Direct Premium	2515930.98	2159791.63
b. Expense of Management	352902.15	378202.87
c. Direct Commissions	210590.85	151872.80
Expense of Management to Gross Direct Premium Ratio (%) ((b+c)/a)	22.40	24.54

vii) Expense of Management to Net Written Premium Ratio:

(₹ in Lakhs)

Particulars	Current Year	Previous Year
a. Net Written Premium	2095635.43	1859091.66
b. Expense of Management	352902.15	378202.87
c. Direct Commissions	210590.85	151872.80
Expense of Management to Net Written Premium Ratio (%) ((b+c)/a)	26.89	28.51

viii) Net Incurred Claims to Net Earned Premium:

(₹ in Lakhs)

Particulars	Current Year	Previous Year
a. Net Earned Premium	1972459.81	1781478.05
b. Net Incurred Claims	1689646.58	1625692.87
Net Incurred Claims to Net Earned Premium Ratio (%) (b/a)	85.66	91.26

ix) Combined Ratio:

(₹ in Lakhs)

Particulars	Current Year			Previous Year		
	Indian	Foreign	Global	Indian	Foreign	Global
a. Net Earned Premium	1688273.50	284186.31	1972459.81	1490196.42	291281.63	1781478.05
b. Net Incurred Claims	1484434.12	205212.46	1689646.58	1428407.37	197285.51	1625692.87
c. Net Written Premium	1809486.47	286148.96	2095635.43	1576548.63	282543.04	1859091.66
d. Expense of Management	334466.70	18376.19	352842.89	359284.00	18918.87	378202.87
e. Net Commission	111912.60	70488.33	182400.93	63393.75	68920.09	132313.83
Combined Ratio (%) (b/a+(d+e)/c)	112.60	103.27	111.20	122.66	98.82	118.72



x) Technical Reserves to net Premium Ratio:

(₹ in Lakhs)

Particulars	Current Year	Previous Year
a. Net Written Premium	2095635.43	1859091.66
b. Reserves for Unexpired Risks	1002011.72	878836.11
c. Premium Deficiency Reserves	0.00	0.00
d. Reserves for Outstanding Claims (Including IBNR & IBNER)	1972009.29	1791207.79
e. Total Technical Reserves (b+c+d)	2974021.01	2670043.90
Technical Reserves to Net Premium Ratio (Times) (e/a)	1.42	1.44

xi) Underwriting Balance Ratio:

(₹ in Lakhs)

Segment	Current Year			Previous Year		
	Net Earned Premium	Underwriting Profit	UW Balance Ratio (Times)	Net Earned Premium	Underwriting Profit	UW Balance Ratio (Times)
Fire	196233.90	-16720.41	-0.09	191868.71	-78995.97	-0.41
Marine Cargo	33028.97	5932.50	0.18	34948.67	1282.36	0.04
Marine Hull	4758.02	-3318.56	-0.70	11253.99	-1981.79	-0.18
Marine Total	37786.99	2613.94	0.07	46202.66	-699.43	-0.02
Motor	907425.96	-62754.94	-0.07	739007.39	-119705.61	-0.16
Personal Accident	42595.21	-8101.41	-0.19	32139.94	-3098.87	-0.10
Aviation	8929.76	-9016.44	-1.01	7928.16	-1088.39	-0.14
Engineering	27710.20	4364.37	0.16	35530.55	497.56	0.01
Health	605310.87	-181616.84	-0.30	580818.63	-169083.09	-0.29
Liability*	29344.94	13485.79	0.46	42190.83	18304.39	0.43
Crop	38685.83	3616.05	0.09	35940.84	-5202.52	-0.14
Others	78436.15	1641.41	0.02	69850.35	4340.42	0.06
Misc sub Total	1738438.92	-238382.01	-0.14	1543406.69	-275036.12	-0.18
Grand Total	1972459.81	-252488.48	-0.13	1781478.06	-354731.52	-0.20

xii) Operating Profit Ratio:

(₹ in Lakhs)

Particulars	Current Year	Previous Year
a. Net Earned Premium	1972459.81	1781478.06
b. Underwriting Profit	-252488.48	-354731.52
c. Investment Income - Policy Holders	352828.07	299036.00
d. Operating Profit (b+c)	100339.59	-55695.52
Operating Profit Ratio (%) (d/a)	5.09	-3.13

xiii) Liquid Assets to Liabilities Ratio:

(₹ in Lakhs)

Particulars	Current Year	Previous Year
a. Short Term Investments	156904.91	242075.53
b. Short Term Loans	895.92	1027.10
c. Cash & Bank Balances	902106.70	801917.55
d. Total Liquid Assets (a+b+c)	1059907.53	1045020.18
e. Policy Holders Liabilities	2974021.01	2670043.90
Liquid Assets to Liabilities Ratio (Times) (d/e)	0.36	0.39

xiv) Net Earnings Ratio:

(₹ in Lakhs)

Particulars	Current Year	Previous Year
a. Net Premium	2095635.43	1859091.66
b. Profit After Tax	220091.25	100793.31
Net Earnings Ratio (%) (b/a)	10.50	5.42

xv) Return on Net Worth Ratio:

(₹ in Lakhs)

Particulars	Current Year	Previous Year
a. Net Worth	1541228.80	1102328.26
b. Profit After Tax	220091.25	100793.31
Return on Net Worth Ratio (%) (b/a)	14.28	9.14



xvi) Available Solvency Margin (ASM) to Required Solvency Margin (RSM) Ratio

(₹ in Lakhs)

Particulars	Current Year	Previous Year
a. Available Solvency Margin (ASM)	1373886.51	1113468.47
b. Required Solvency Margin (RSM)	532296.86	507353.03
ASM to RSM Ratio (Times) (a/b)	2.58	2.19

xvii) NPA Ratio

(₹ in Lakhs)

Particulars	Current Year	Previous Year
a. Total Investment Assets	3497161.33	2932276.89
b. Gross NPA	9198.50	10868.22
c. Net NPA	0.00	0.00
Gross NPA Ratio (%)	0.26	0.37
Net NPA Ratio (%)	0.00	0.00

18 Summary of Financial Statements

(₹ in Lakhs)

No	Particulars	2017-18	2016-2017	2015-2016	2014-2015	2013-2014
1	Gross Direct Premium	2515930.98	2159791.63	1776331.01	1548035.95	1372760.87
2	Net Earned Premium #	1972459.81	1781478.05	1495982.60	1331529.12	1119687.46
3	Income from Investments(Net)@	352828.07	299036.00	266582.00	258948.65	213926.78
4	Other income (Premium Deficiency)	0.00	0.00	0.00	0.00	3519.41
5	Total Income	2325287.88	2080514.05	1762564.60	1590477.77	1337133.65
6	Commissions (net incl Brokerage)	182400.93	132313.83	140374.56	128387.08	117260.59
7	Operating Expenses	352902.15	378202.87	351579.38	306060.01	263034.94
8	Net Incurred Claims	1689646.58	1625692.87	1314118.64	1118803.56	938095.49
9	Change in Unexpired Risk Reserves	123175.62	77613.61	95208.38	62351.30	88174.09
10	Operating Profit/Loss	100338.22	-55695.52	-43507.97	37227.12	18742.63
	Non Operating Result					
11	Total Income under Shareholders' A/c	172167.52	172081.26	134063.07	140402.67	110699.00
12	Profit/(Loss) Before Tax	272505.25	116385.74	90555.10	177629.79	129442.41
13	Provision for Tax	52414.00	15592.54	7686.61	34507.34	20544.00
14	Net Profit/(Loss) after Tax	220091.25	100793.20	82868.49	143122.45	108898.41
	Miscellaneous					
15	Policy Holders' Account :					
	Total Funds	2974021.01	2670043.90	2433828.38	2204859.76	2040960.26
	Total Investments	2197290.94	1944392.81	1689955.05	1681833.14	1407751.02
	Yield on Investments	15.30	15.40	14.61	15.68	15.17
16	Shareholders' Account :					
	Total Funds	1541228.80	1102328.26	982193.21	972223.14	862129.70
	Total Investments	1299870.39	987884.08	928100.80	799478.67	693369.90
	Yield on Investments	15.30	15.40	14.61	15.68	15.17
17	Paid up Equity Capital	41200.00	20000.00	20000.00	20000.00	20000.00
18	Net Worth	1541228.80	1102328.26	982193.21	972223.14	862129.70
19	Total Assets	7662679.20	6917281.06	6288006.57	6171962.53	5309531.00
20	Yield on Total Investments(%)	15.30	15.40	14.61	15.68	15.17
21	Earning per Share (₹)	27.19	50.40	41.43	71.56	54.45
22	Book value per Share (₹)	187.04	551.16	491.10	486.11	431.06
23	Total Dividend	0.00	0.00	25000.00	30000.00	22000.00
24	Dividend per Share (₹)	0.00	0.00	12.50	15.00	11.00

Net of Re-insurance

@ Net of losses



19 Age wise analysis of outstanding claims as on 31.03.2018 (Gross Indian excluding provision for IBNR and IBNER)

Segment	Less than 90 Days		90 Days to 6 Months		6 Months to 1 Year		1 Year to 2 Years	
	No	Amount (₹ in lakhs)	No	Amount (₹ in lakhs)	No	Amount (₹ in lakhs)	No	Amount (₹ in lakhs)
Fire	580	57,497.42	312	33,290.71	598	99,261.55	316	68,565.53
Marine Cargo	810	3,325.05	426	1,534.09	440	2,334.79	105	1,610.93
Marine Hull	35	2,192.29	23	1,328.76	42	8,132.64	70	37,765.17
Motor OD	43,189	25,242.50	6,253	7,639.73	3,842	5,260.03	512	1,103.17
Motor TP	7,757	39,035.31	8,971	42,914.64	16,935	83,461.58	28,619	1,46,676.44
Health	56,852	38,756.66	363	1,214.41	2,407	412.03	319	992.25
Liability	294	1,897.65	131	3,058.95	193	1,263.79	241	3,275.49
Personal Accident	1,963	4,587.67	888	2,508.60	648	1,428.16	107	148.09
Aviation	11	962.71	16	219.74	23	6,778.30	11	688.50
Engineering	780	3,610.09	307	5,488.12	276	9,257.77	69	6,269.18
Others	2,259	9,519.49	937	4,511.41	947	14,511.99	298	4,741.88
Total	1,14,530	1,86,626.85	18,627	1,03,709.15	26,351	2,32,102.63	30,667	2,71,836.64

Segment	2Years to 3 Years		3 Years to 5 Years		5 Years and above		Total	
	No	Amount (₹ in lakhs)	No	Amount (₹ in lakhs)	No	Amount (₹ in lakhs)	No	Amount (₹ in lakhs)
Fire	170	12,875.73	203	12,754.58	577	40,408.14	2,756	3,24,653.67
Marine Cargo	58	2,076.77	83	1,336.48	290	1,147.80	2,212	13,365.91
Marine Hull	17	1,248.22	22	3,122.26	54	1,187.42	263	54,976.76
Motor OD	328	459.25	586	756.54	1,218	1,661.53	55,928	42,122.74
Motor TP	19,279	94,143.79	21,233	98,080.19	45,203	1,37,256.36	1,47,997	6,41,568.32
Health	274	177.65	279	212.42	267	293.90	60,761	42,059.32
Liability	211	1,105.81	341	1,207.57	709	3,259.39	2,120	15,068.64
Personal Accident	71	109.56	54	101.95	82	345.11	3,813	9,229.14
Aviation	8	2,729.06	5	1,717.46	8	1,097.73	82	14,193.51
Engineering	32	5,114.67	50	3,056.58	71	573.32	1,585	33,369.73
Others	219	2,270.59	507	1,521.49	2,036	4,077.19	7,203	41,154.03
Total	20,667	1,22,311.10	23,363	1,23,867.53	50,515	1,91,307.89	2,84,720	12,31,761.77

- 20 Investment income (Net of Expenses) is apportioned between Revenue Accounts and Profit and Loss account in proportion to the balance in the Shareholders' funds and Policyholders' funds at the beginning of the year. The same is further apportioned to fire, marine and miscellaneous Revenue Accounts in proportion to the technical reserve balance at the beginning of the year.
- 21 The UPR at a revenue segment level was found to be sufficient to cover the expected claims cost as certified by the Appointed Actuary and the claim related expenses as estimated by the management . Hence no premium deficiency reserve is required to be provided.

Jayashree Nair
Company Secretary

S. N. Rajeswari
Chief Financial Officer

C. Narambunathan
Director, GM & FA
DIN No.08101846

Hemant G. Rokade
Director
DIN No.06417520

G. Srinivasan
Chairman-Cum- Managing Director
DIN No.01876234

For R. Devendra Kumar & Associates
Chartered Accountants
Firm Reg. No. 114207 W

For A. Bafna & Co.
Chartered Accountants
Firm Reg. No. 003660C

For NBS & Co
Chartered Accountants
Firm Reg. No. 110100W

D.K. Gupta
Partner
Membership No. 009032

M.K. Gupta
Partner
Membership No. 073515

Pradeep J Shetty
Partner
Membership No. 046940

Place: Mumbai
Date: May 11th 2018



CONSOLIDATED REPORTS & SCHEDULES FOR THE FINANCIAL YEAR ENDED 31ST MARCH 2018



Management Report on Consolidated Financial Statements

There are no specific points to be disclosed on Financial Statements of subsidiaries incorporated outside India in terms of IRDAI regulations. Therefore, Management Report related to standalone accounts of the Holding Company alone are as under:

1. We confirm that the registration granted by the Insurance Regulatory & Development Authority is valid during the year. The same is renewed for the year 2018-19.
2. We confirm that all known and undisputed dues payable to the statutory authorities have been duly paid.
3. We confirm that the shareholding pattern and transfer of shares during the year are in accordance with the statutory or regulatory requirements.
4. We confirm that the funds of the holders of policies issued in India have not been directly or indirectly invested outside India.
5. We confirm that the required solvency margins have been maintained.
6. We certify that the values of all the assets have been reviewed on the date of the Balance Sheet and to the best of our belief the assets set forth in the Balance Sheet are shown in the aggregate amounts not exceeding their realizable or market value under the several headings- "Loans", "Investments", "Agents balances", "Outstanding Premiums", "Interest, Dividends and Rents outstanding", "Interest, Dividends and Rents accruing but not due", "Amounts due from other persons or Bodies carrying on insurance business", "Sundry Debtors", "Bills Receivable", "Cash" and several items specified under "Other Account".
7. The overall risk exposure for the risks accepted by us is limited to ₹ 200 crores PML per risk except in respect of certain risks in which cases there are exposures of ₹ 500 Crores PML per policy. The same has been approved by the Board. We have made adequate reinsurance arrangements to mitigate the losses arising out of any major claims.
8. We have overseas operations in 28 countries. The foreign branches have their own reinsurance arrangements to protect their exposure. Over and above there is an excess of loss protection available, which takes care of the exposure risk of the Company as a whole, including domestic and foreign branches.

The foreign branches/agencies generate enough revenue in local currencies to meet their liabilities arising out of their operations. Hence there is no major currency risk in the countries we operate.

As regards the country risk, by and large all the countries in which we operate are politically stable. We also have well defined acceptance limits for foreign operations, which limits our exposure in these countries.

9. (a) Ageing of claims indicating the trends in average claims settlement time during the preceding five years is furnished below in the format required::

Age-wise Summary of Claims settled during the year 2013-14, 2014-15, 2015-16, 2016-17 & 2017-18

Age band	No. of Claims	Amount (in ₹ Lakhs)
30 DAYS	3044097	400564.48
30 DAYS to 6 MONTHS	1244413	547773.87
6 MONTHS TO 1 YEAR	120396	154287.65
1 YEAR TO 5 YEARS	78599	284482.58
MORE THAN 5 YEARS	21281	64483.95
GRAND TOTAL	4508786	1451592.52

- (b) Details of payment to individuals, firms, companies and organizations in which directors are interested is required to be disclosed as per Management Report to be furnished in the following format:

No.	Name	Entity in which he is interested	Interested as	Amount of payments during the financial year (₹ In lakhs)
	NIL	NIL		NIL

10. We certify that the investments have been valued as per the Accounting Regulations of the Insurance Regulatory and Development Authority and shown in the balance sheet.
11. All investment assets are reviewed periodically and assets are classified into performing and non-performing based on IRDA norms.
12. It is hereby confirmed:
 - (i) That in preparation of financial statements, the applicable accounting standards, principles and policies have been followed, except amortisation of additional actuarial liability for Gratuity and Pension as per I.R.D.A. circular no. IRDA/F&A/CIR/ACT/077/04/2016 dated 18.04.2016 and IRDA/F&A/LR/001/2016/6 dated 19.4.2016
 - (ii) That the management has adopted accounting policies and applied them consistently and made judgments and estimates that are reasonable and prudent so as to give a true and fair view of the state of affairs of the Company at the end of the financial year and of the operating loss of the Company for the year except as mentioned in Para 12 (i) above.
 - (iii) That the management has taken proper and sufficient care for the maintenance of adequate



accounting records in accordance with the applicable provisions of the Insurance Act 1938 and Companies Act 2013 for safeguarding the assets of the Company and for preventing and detecting fraud and other irregularities.

- (iv) That the management has prepared the financial statements on a going concern basis.

- (v) That the management has ensured that the internal audit system commensurate with the size and nature of business exists and is operating effectively.

Jayashree Nair
Company Secretary

S. N. Rajeswari
Chief Financial Officer

C. Narambunathan
Director

Hemant G. Rokade
Director

G. Srinivasan
Chairman-cum-
Managing Director

Place: Mumbai

Date: May 11, 2018



R. Devendra Kumar and Associates
Chartered Accountants
205, Blue Rose Industrial Estate,
Near Petrol Pump,
Western express highway
Borivali (E), Mumbai-400066

A. Bafna & Co.
Chartered Accountants
UG-250, The Dreams Mall
LBS Marg,
Bhandup (West)
Mumbai - 400078

NBS & Co.
Chartered Accountants
14/2, Western India House,
Sir P.M. Road,
Fort,
Mumbai 400001.

INDEPENDENT AUDITORS' REPORT

To

The Members of

Report on the Consolidated Financial Statements

Report on the Standalone Financial Statements

We have audited the accompanying consolidated financial statements of **The New India Assurance Company Limited** (hereinafter referred to as "the Holding Company") and its subsidiaries (the Holding Company and its subsidiaries together referred to as "the Group"), and its associates, comprising of the Consolidated Balance Sheet as at 31st March, 2018, the consolidated Revenue Accounts of Fire, Marine and Miscellaneous Insurance Business (collectively known as Consolidated Revenue Accounts; the Consolidated Profit & Loss Account, the Consolidated Receipt and Payments Statement for the year then ended, and a summary of the significant accounting policies and other explanatory information (hereinafter referred to as "the consolidated financial statements").

Management's Responsibility for the Consolidated Financial Statements

The Holding Company's Board of Directors is responsible for the preparation of these consolidated financial statements in terms of the requirements of the Companies Act, 2013, The Insurance Act 1938, and for the Accounting Principles as prescribed in the Insurance Regulatory and Development Authority (Preparation of Financial Statements and Auditors' Report of Insurance Companies) Regulations, 2002 and orders or direction issued by the Insurance Regulatory and Development Authority (hereinafter referred to as "the Act, Rules and Regulations") that give a true and fair view of the consolidated financial position, consolidated financial performance and consolidated cash flows of the Group including its associates in accordance with the accounting principles generally accepted in India, including the Accounting Standards specified under Section 133 of the Act, read with Rule 7 of the Companies (Accounts) Rules, 2014. The respective Board of Directors of the companies included in the Group are responsible for maintenance of adequate accounting records in accordance with the provisions of the Act, Rules and Regulations for safeguarding the assets of the Group and for preventing and detecting frauds and other irregularities; the selection and application of appropriate accounting policies; making judgments and estimates that are reasonable and prudent; and the design, implementation and maintenance of adequate internal financial controls, that were operating effectively for ensuring the accuracy and completeness of the accounting records, relevant to the preparation and presentation of the financial statements that give a true and fair view and are free from material misstatement, whether due to fraud or error, which have been used for the purpose of preparation of the consolidated financial statements by the Directors of the Holding Company, as aforesaid.

Auditor's Responsibility

Our responsibility is to express an opinion on these consolidated financial statements based on our audit.

We have taken into account the provisions of the "the Act, Rules and Regulations", the accounting and auditing Standards and matters which are required to be included in the audit report under the provisions of the Act, Rules and Regulations made there under.

We conducted our audit in accordance with the Standards on Auditing specified under Section 143(10) of the Companies Act 2013. Those Standards require that we comply with ethical requirements and plan and perform the audit to obtain reasonable assurance about whether the financial statements are free from material misstatement.

An audit involves performing procedures to obtain audit evidence about the amounts and the disclosures in the consolidated financial statements. The procedures selected depend on the auditor's judgment, including the assessment of the risks of material misstatement of the consolidated financial statements, whether due to fraud or error. In making those risk assessments, the auditor considers internal financial control relevant to the Company's preparation of the financial statements that give a true and fair view in order to design audit procedures that are appropriate in the circumstances. An audit also includes evaluating the appropriateness of the accounting policies used and the reasonableness of the accounting estimates made by the Holding Company's Board of Directors, as well as evaluating the overall presentation of the consolidated financial statements.

We believe that the audit evidence we have obtained is sufficient and appropriate to provide a basis for our qualified audit opinion on the consolidated financial statements.

Basis for Qualified Opinion

1. In case of subsidiary companies, where the accounts are made and maintained in accordance with International Financial Reporting Standards (IFRS) as required under the local laws of the respective country, during the process of consolidation, accounting adjustments have been made to align the accounts of the company to confirm to the accounting policies followed by the company however there are material differences in respect of certain items as stated in Significant Accounting Policies para (1), proportion of these items to which different accounting policies have been applied, is not ascertained.
2. Note No 2 and 3 regarding consolidation of accounts of subsidiary companies and one of the associate have been prepared on calendar year basis and have been combined as such, there by intra group balances have not been eliminated in full as required under the provisions of AS-21 on consolidated financial statements



issued by the ICAI. The precise impact of which is not ascertained.

3. Balances due to/from persons or bodies carrying on Insurance Business including

reinsurers are subject to confirmations and reconciliation, the ageing of these balances and records relating to old balances are not available in the records of the company. Balances of Inter office accounts, control accounts, few Bank accounts including those related to Pradhan Mantri Fasal Bima Yojna, certain loans and other accounts at certain offices are also pending for reconciliation/confirmation and consequential adjustments, effect of which, if any, is not ascertainable and cannot be commented upon. The impact of the above, on year end restatement of these balances recorded in foreign currency as required under Accounting Standard-11 issued under section 133 of the Companies Act 2013, could not be ascertained. (Refer Note 16 of Notes to accounts, in schedule 16B);

Overall impact of the above and the consequential effects on Revenue Accounts, Profit and Loss Account, assets and liabilities and Reserve and Surplus as on March 31, 2018 are not ascertainable and cannot be commented upon.

Qualified Opinion

In our opinion and to the best of our information and according to the explanations given to us except for the possible effects of the matter described in the Basis for Qualified Opinion paragraph, the aforesaid consolidated financial statements dealt with by this report read together with schedules, significant accounting policies and disclosures, give the information required by the "Act, Rules and Regulations" in the manner so required and give a true and fair view in conformity with the accounting principles generally accepted in India as applicable to Non-Life Insurance Companies:

- (i) in the case of the Balance Sheet, of the state of affairs of the company as at March 31, 2018;
- (ii) In case of revenue accounts of the Profit in Fire, Marine & Miscellaneous Business for the year ended on that date;
- (iii) In case of Profit and Loss Account of the Profit for the year ended on that date, and
- (iv) In case of Receipt and Payments Account, of the receipts and payments for the year ended on that date;

Emphasis of Matter

We draw attention to the following Notes to Accounts:

- a) Note No. 6 in Schedule 16 B, regarding recognition of Reserve for Unexpired risk by 1/365 method as per the approval of IRDAI in case of domestic business while the implementation of systems and procedures to compute the same in case of Foreign business in accordance with 1/365 method is pending and systems in case of domestic business are being strengthened.
- b) Note No. 22 in Schedule 16 B, regarding outstanding dues from agent amounting to ₹2043.30 lakhs for more than 90 days for which the branch auditors have not been able to assess the repayment capacity of the agent while the management has taken steps for recovery of these dues.
- c) Note No.13 in Schedule 16 B, regarding deferments of additional gratuity liability pursuant to the amendment in the Payment of Gratuity Act, 1972 to the extent of ₹ 27001.78 lakhs and Note No. 13 in Schedule 16 B, regarding deferment

of expenditure relating to additional liability towards pension on account of pay revision to the extent of ₹ 690.80 lakhs, as per the deferment permitted by the IRDAI.

- d) The company's internal controls system specially in area of data input and validation in soft-wares, Reinsurance accounts, PMFBY and other Government sponsored Health schemes requires strengthening. (Refer Note No. 23 in Schedule 16 B)
- e) ₹ 2171.34 Lakh has been withheld / deducted by Govt. of Rajasthan under Bhamashah Scheme towards rejection of claims under the scheme and related matters, since in the opinion of the management the same will be recovered. (Refer Note No 27 in Schedule 16 B)

Our opinion is not modified in respect of these matters.

Other Matters

- a) We did not audit the financial statements 3 subsidiaries and whose financial statements reflect total assets of ₹ 25669.52 lakhs as at 31st March 2018, total revenues of ₹ 22057.62 lakhs and net cash out flows amounting to ₹ 6897.94 Lakhs for the year ended on that date, as considered in the consolidated financial statements. The consolidated financial statements also include the Group's share of net profit of ₹ 12711 lakhs for the year ended 31st March, 2018, as considered in the consolidated financial statements, in respect of 2 associates, whose financial statements have not been audited by us and our opinion on the consolidated financial statements, in so far as it relates to the amounts and disclosures included in respect of these subsidiaries and associates, and our report in terms of sub-sections (3) and (11) of Section 143 of the Act, in so far as it relates to the aforesaid subsidiaries and associates, is based solely on the reports of the other auditors to the extent these were furnished to us.
- b) The actuarial valuation of liability in respect of claims Incurred But Not Reported (IBNR) and those Incurred but Not Enough Reported (IBNER) as at March 31, 2018, is as certified by the Company's Appointed Actuary and our opinion in so far as it relates to the amounts and disclosures related to such liability, is based solely on such report.

Our opinion is not modified in respect of this matter.

Report on Other Legal and Regulatory Requirements

As required by Section 143 (3) of the Companies Act 2013 and Insurance Regulatory and Development Authority (Preparation of financial Statements and Auditors' Report of Insurance Companies) Regulations, 2002 and orders or direction issued by the Insurance Regulatory and Development Authority, we report that:

- a) We have sought and except for the matters described in the Basis for Qualified Opinion paragraph and the matters related to vigilance department which are stated to be confidential (Refer Note 23), obtained all the information and explanations which to the best of our knowledge and belief were necessary for the purposes of our audit.
- b) Except for the possible effects of the matter described in the Basis for Qualified Opinion paragraph above, in our opinion, proper books of accounts have been maintained by the Company, so far as it appears from our examination of those books and proper returns both audited and unaudited from Regional offices, Divisional Offices, branches and other offices, not visited by us, have been received.



- c) The reports of the Regional Auditors consolidating the Divisional Auditors report, Reports of foreign branches and foreign agency offices, audited under section 143(8) of the Act by the branch auditors have been sent to us and have been properly dealt with by us in preparing this report in the manner considered necessary by us.
- d) The Balance sheet, Revenue account, Profit and Loss account and the Receipts and Payments Account dealt with by the report are in agreement with the books of account and with the returns received from offices not visited by us.
- e) In our opinion, the aforesaid consolidated financial statements have been prepared in accordance with the requirements of the Insurance Act, 1938 (4 of 1938), the Insurance Regulatory and Development Act, 1999 (41 of 1999) and the Companies Act, 2013 to the extent applicable and in the manner so required.
- f) Except for the possible effects of the matter described in the Basis for Qualified Opinion paragraph, in our opinion, the aforesaid Consolidated Financial Statements comply with the Accounting Standards specified under Section 133 of the Act, read with Rule 7 of the Companies (Accounts) Rules, 2014.
- g) The matter described in the Basis for Qualified Opinion paragraph above, in our opinion, may not have an adverse effect on the functioning of the Company.
- h) The qualification relating to the maintenance of accounts and other matters connected therewith are as stated in the Basis for Qualified Opinion paragraph above.
- i) On the basis of written representations received from the directors as on March 31, 2018, and taken on record by the Board of Directors, none of the directors is disqualified as on March 31, 2018, from being appointed as a director in terms of section 164(2) of the Act.
- j) The accounting policies adopted by the company are appropriate and in compliance with the applicable Accounting Standards specified under Section 133 of the Act, read with Rule 7 of the Companies (Accounts) Rules, 2014 and with the Accounting Principles as prescribed in the Insurance Regulatory and Development Authority (Preparation of financial Statements and Auditors' Report of Insurance Companies) Regulations, 2002 and orders or direction issued by the Insurance Regulatory and Development Authority.
- k) The actuarial valuation of liability in respect of claims Incurred But Not Reported (IBNR) and those Incurred but Not Enough Reported (IBNER) as at 31st March 2018, have been duly certified by the Company's Appointed Actuary and relied upon by us. The Appointed Actuary has also certified that the assumptions considered by him for such valuations are in accordance with guidelines and norms prescribed by the Insurance Regulatory and Development Authority of India (IRDAI) and the Actuarial Society of India in concurrence with the IRDAI.
- l) As per the information and explanations provided to us, the investments have been valued in accordance with the provisions of the Insurance Act, the regulations and orders/directions issued by IRDAI in this regard.
- m) With respect to the other matters to be included in the Auditor's Report in accordance with Rule 11 of the Companies (Audit and Auditors) Rules, 2014, in our opinion and to the best of our information and according to the explanations given to us:
- i) The company has disclosed the impact of pending litigations on its financial position in its financial statements – Refer Schedule 16 C to the consolidated financial statements;
- ii) The company has made provision, as required under the applicable law or accounting standards, for material foreseeable losses on long term contracts. There are no outstanding derivative contracts at the Balance Sheet date.
- iii) There were no amounts which were required to be transferred to the Investor Education and Protection Fund by the Company.
- n) Further on the basis of our examination of books and records of the company and according to the information and explanation given to us and to the best of our knowledge and belief, we certify that:
- i) We have reviewed the management report attached with the Financial Statements and there are no apparent mistakes or material inconsistencies between the management report and the consolidated financial statements;
- ii) Based on the management representation by officer of the company charged with compliance, nothing has come to our attention which causes us to believe that the company has not complied with the terms and conditions of registration as stipulated by IRDAI; and
- iii) No part of the assets of the policyholders' funds has been directly or indirectly applied in contravention of the provisions of the Insurance Act, 1938 (4 of 1938) relating to the application and investments of the policyholders' funds.
- o) With respect to the adequacy of the internal financial controls over financial reporting of the Company and the operating effectiveness of such controls, refer to our separate Report in "Annexure A".

As required under section 143(5) of the Companies Act, 2013, based on our audit as aforesaid, we enclose herewith, as per "Annexure B", the directions including sub-directions issued by the Comptroller & Auditor General of India, action taken thereon and the financial impact on the accounts and financial statements of the Company.

For R. Devendra Kumar & Associates

Chartered Accountants
Firm Reg. No. 114207 W

D.K.Gupta

Partner
Membership No. 009032

Place: Mumbai

Date: May 11th 2018

For A. Bafna & Co.

Chartered Accountants
Firm Reg. No. 003660C

M.K. Gupta

Partner
Membership No. 073515

For NBS & Co

Chartered Accountants
Firm Reg. No. 110100W

Pradeep J Shetty

Partner
Membership No. 046940



“ANNEXURE A” REFERRED TO IN THE INDEPENDENT AUDITOR’S REPORT ON THE CONSOLIDATED FINANCIAL STATEMENTS OF THE NEW INDIA ASSURANCE CO. LTD. FOR THE FINANCIAL YEAR 2017-18

Report on the Internal Financial Controls under Clause (i) of Sub-section 3 of Section 143 of the Companies Act, 2013

1. We have audited the internal financial controls over financial reporting of **THE NEW INDIA ASSURANCE CO LTD.** (“the Company”) as of March 31, 2018 in conjunction with our audit of the standalone financial statements of the Company for the year ended on that date. These financial statements incorporated returns received:
 - a) From Forty three Regional offices (including 9 LCO’s), Four hundred and Sixty Divisional offices audited by the other firms of Auditors appointed by the Comptroller and Auditor General of India under section 139 of the Companies Act, 2013; and
 - b) From Nine Foreign Branches, Seven Foreign Agency offices audited by local auditors appointed by the company and unaudited returns of three Run off offices and one representative office.

Management’s Responsibility for Internal Financial Controls

2. The Company’s management is responsible for establishing and maintaining internal financial controls based on “the internal control over financial reporting criteria established by the Company considering the essential components of internal control stated in the Guidance Note on Audit of Internal Financial Controls over Financial Reporting issued by the Institute of Chartered Accountants of India”. These responsibilities include the design, implementation and maintenance of adequate internal financial controls that were operating effectively for ensuring the orderly and efficient conduct of its business, including adherence to company’s policies, the safeguarding of its assets, the prevention and detection of frauds and errors, the accuracy and completeness of the accounting records, and the timely preparation of reliable financial information, as required under the Companies Act, 2013.

Auditors’ Responsibility

3. Our responsibility is to express an opinion on the Company’s internal financial controls over financial reporting based on our audit. We conducted our audit in accordance with the Guidance Note on Audit of Internal Financial Controls Over Financial Reporting (the “Guidance Note”) and the Standards on Auditing, to the extent applicable to an audit of internal financial controls, both issued by the Institute of Chartered Accountants of India. Those Standards and the Guidance Note require that we comply with ethical requirements and plan and perform the audit to obtain reasonable assurance about whether adequate internal financial controls over financial reporting was established and maintained and if such controls operated effectively in all material respects.
4. Our audit involves performing procedures to obtain audit evidence about the adequacy of the internal financial controls system over financial reporting and their operating effectiveness. Our audit of internal financial controls over financial reporting included obtaining an understanding of internal financial controls over financial reporting, assessing the risk that a material weakness exists, and testing and evaluating the design and operating effectiveness of internal control based on the assessed risk. The procedures selected depend on the auditor’s judgment, including the assessment

of the risks of material misstatement of the financial statements, whether due to fraud or error.

5. Report of branch auditors relating to London Branch is not in the accordance with the Indian Law & regulations and therefore the internal controls over financial reporting relating to London Branch has not been considered in this report and cannot be commented upon.
6. Except for the possible effect as stated in note No. 5 ,we believe that the audit evidence we have obtained is sufficient and appropriate to provide a basis for our qualified opinion on the Company’s internal financial controls system over financial reporting.

Meaning of Internal Financial Controls over Financial Reporting

7. A company’s internal financial control over financial reporting is a process designed to provide reasonable assurance regarding the reliability of financial reporting and the preparation of financial statements for external purposes in accordance with generally accepted accounting principles. A company’s internal financial control over financial reporting includes those policies and procedures that (1) pertain to the maintenance of records that, in reasonable detail, accurately and fairly reflect the transactions and dispositions of the assets of the company; (2) provide reasonable assurance that transactions are recorded as necessary to permit preparation of financial statements in accordance with generally accepted accounting principles, and that receipts and expenditures of the company are being made only in accordance with authorizations of management and directors of the company; and (3) provide reasonable assurance regarding prevention or timely detection of unauthorized acquisition, use, or disposition of the company’s assets that could have a material effect on the financial statements.

Inherent Limitations of Internal Financial Controls over Financial Reporting

8. Because of the inherent limitations of internal financial controls over financial reporting, including the possibility of collusion or improper management override of controls, material misstatements due to error or fraud may occur and not be detected. Also, projections of any evaluation of the internal financial controls over financial reporting to future periods are subject to the risk that the internal financial control over financial reporting may become inadequate because of changes in conditions, or that the degree of compliance with the policies or procedures may deteriorate.

Qualified Opinion

9. According to the information and explanation given to us and based on our audit, the following internal control weaknesses of material nature have been identified as at March 31, 2018:
 - a. Confirmation and reconciliation of various balances relating to co insurers, reinsurers, few bank accounts, inter office accounts and other control accounts are pending and are at various stages.;
 - b. Inadequate controls are observed with regard to ageing of insurance receivables;



The Company's internal control systems especially in area of data input and validation in various soft-wares and recording of intimated claims at the offices of the company including internal audit require strengthening.

Further to above, the management of the company has appointed external consultant to assess the internal financial control framework in the company. Though the interim report submitted by the consultants in case of certain processes does not identify any serious issues, the final report is still awaited. Review of design and testing of the risk control matrix at Regional level/ HO level, review and testing of entity level controls and final report is yet to be received.

10. A 'material weakness' is a deficiency, or a combination of deficiencies, in internal financial control over financial reporting, such that there is a reasonable possibility that a material misstatement of the company's financial statement will not be prevented or detected on a timely basis.
11. In our opinion, except for the possible effects of the internal control weaknesses described above on the achievements

of the objectives of the control criterion, the company has maintained, in all material respects, adequate internal financial control over financial reporting and such internal financial controls over financial reporting were operating effectively as of March 31, 2018, based on "the internal control over financial reporting criteria established by the Company considering the essential components of internal control stated in the Guidance Note on Audit of Internal Financial Controls over Financial Reporting issued by the Institute of Chartered Accountants of India".

12. We have considered the material weaknesses identified and reported above in determining the nature, timing, and extent of audit tests applied in our audit of the March 31, 2018 standalone financial statements of the Company, and these material weaknesses do not affect our opinion on the Standalone financial statements of the Company except to the extent of our qualification as contained in our separate report on the Standalone financial statements of the company.

For R. Devendra Kumar & Associates

Chartered Accountants
Firm Reg. No. 114207 W

For A. Bafna & Co.

Chartered Accountants
Firm Reg. No. 003660C

For NBS & Co.

Chartered Accountants
Firm Regn No. 110100W

D. K. Gupta

Partner
Membership No. 009032

M. K. Gupta

Partner
Membership No. 073515

Pradeep J Shetty

Partner
Membership No. 046940

Place : Mumbai

Date : May 11th 2018



ANNEXURE “B” Referred to in Para (Q) in Report on other Legal and Regulatory Requirement referred to in Independent Auditors Report of even date for the year 2017-18 on the Consolidated Accounts of "The New India Assurance Company Limited"

Sr No.	Directions under Section 143(5) of Companies Act 2013	Action taken and Financial Impact
1	Whether the Company has clear title/ lease deeds for freehold and leasehold respectively? If not please state the area of freehold and leasehold land for which title/ lease deeds are not available?	<p>Company has clear title of lease/ free-hold properties except as below:</p> <p>LAND:</p> <p>1. LEASEHOLD LAND:</p> <p>i. 1 leasehold land book value ₹ 1.00 is under litigation and SLP is pending with the Hon'ble Supreme Court.</p> <p>ii. 2 leasehold lands books value of ₹ 118.44 Lakhs where lease term has expired and renewal process is pending with the concerned Govt. Authorities.</p> <p>iii. 1 leasehold land consists of 123 tenements and 6 godowns with book value ₹ 3.42 Lakhs and lease period is 999 years. Redevelopment thereof is under consideration.</p> <p>iv. 1 Open plot is jointly owned by 4 PSU companies and the title deed is in the name of GIC.</p> <p>2. FREEHOLD LAND:</p> <p>i. Land include book value of ₹ 124.97 Lakhs for which deed of conveyance is yet to be executed.</p> <p>BUILDINGS:</p> <p>1. Building include book value of ₹ 2066.95 Lakhs, where title deeds are presently not available/ registration formalities are yet to be completed.</p> <p>2. 29 properties with total book value of ₹ 163.61 Lakhs, the title deeds are in the process of being registered in the name of the company.</p> <p>3. 3 Properties with book value of ₹ 332.48 Lakhs are received from Tariff Advisory Committee & registration formalities are pending.</p>
2	Whether there are any cases of waiver/write off of debts/loans/ interest etc., if yes, the reasons there for and amount involved.	<p>According to the records and information provided to us, during the year, amount of ₹164.63 Lakhs towards interest has been waived off in debentures/Loans. Settlement as per OTS.</p> <p>The company has written Down investments of equity to the extent of ₹1526.22 Lakhs.</p>
3	Whether proper records are maintained for inventories lying with third parties & assets received as gift/grant(s) from the Govt. or other authorities?	There is no such cases.



Sub- directions issued by C&AG of India as applicable to The New India Assurance Company Limited for the year 2017-18

1	Number of titles of ownership in respect of CGS/SGS/Bonds/ Debentures etc. available in physical/demat form and out of these, number of cases which are not in agreement with the respective amounts shown in the Company's books of accounts may be verified and discrepancy found may be suitably reported.	The Central Government/State Government securities balances are tallied as per the Books of Accounts. In case of Bonds/ Debenture/ Equities/Preference Shares, there are 8 Nos of Scrips of Bonds/debentures having face value of ₹ 6500580.2 Scrips of preference Shares having face value ₹ 26000, and 9 scrips of Equity shares having Book Value of ₹ 841707 which are in shortage as per the records of custodian vis a vis books of accounts of the Company. There are 106 Nos of scrips in equity having Market value ₹ 412.21 lakhs and 1 scrip in preference share of face value ₹ 3600 which are in excess quantity as per cutodian records vis a vis books of the company. The Company is in the process of taking adequate steps for reconciliation and adjustment wherever required. The dividend received on such excess shares is shown as liability and taken to income after 3 years.
2	Whether stop loss limits have been prescribed in respect of the investments. If yes, whether or not the limit was adhered to. If no, details may be given.	The investments of the Company are long term in nature and therefore Stop Loss Policy is not applicable for the long term investments. As and when the Company proposes to have a trading portfolio, it will frame Stop Loss Policy for trading portfolio at that time
3	Whether Company has carried out reconciliation exercise for inter-company balances reflected in their financial statements with other PSU insurers and whether confirmation has been obtained from other PSU insurers for balances due from them?	<p>The Company has continued its various level meetings with other PSU companies for reconciliation and settlement of Coinsurance balances. In case of balances with PSUs, while the receivables have been brought down by ₹ 20939 lakhs during 2017-18 as compared to 2016-17, the payable balances in respect of PSUs have also been brought down by Rupee Foradian 8397 lakhs during 2017-18 as compared to 2016-17.</p> <p>During the year, through settlement at HO level, company has settled the receivable balances of ₹ 71842 lakh and payable balances of ₹ 105971 lakh.</p> <p>The company has reduced its coinsurance balances from net of ₹ 14539 lakh (Dr) to net balance of Rupee Foradian 3313 lakhs(Dr) with other than PMFBY. In case of balances with PMFBY the balances as at 31.03.2018 ₹ 48905 lakhs credit compared to a debit of ₹ 35695 lakhs as at 31.03.2018. The balance appearing in the amount due to/ due from persons or bodies carrying on insurance business including reinsurance business, terrorism Pool and Nuclear Pool with GIC Re, are subject to confirmation/ reconciliation and consequential adjustments if any. These balances include ₹ 200927.19 lakhs (Net) Dr. comprising of debit balances of ₹ 435682.93 lakhs and credit balances of ₹ 234755.73 lakhs against which party-wise balances in the records indicate (Dr.) of ₹ 329652.55 lakhs relating to 1004 parties and (cr.) of ₹ 128725.35 lakhs relating to 877 parties. Precise gross debit and gross credit balances against each of such parties and age- wise analysis of these balances are also being compiled. There are some old cases including migration differences in case of amounts receivables/ payables for which sufficient records are not available with</p>



		<p>respective technical department. The impact of the above, if any, on the financial statements are unascertainable. However the company has maintained a provision of ₹ 10414.56 Lakhs up-to 31.03.2018 towards doubtful debts as a prudent measure.</p>
4 a	Whether the method of accountal of premium and reported claims are as per conditions of agreement/scheme relating to Pradhan MantriFasalBimaYojana	<p>In the F.Y. 2017-18, the company is implementing Pradhan MantriFasalBimaYojana (PMFBY) in the following 4 states:</p> <ol style="list-style-type: none"> 1. Gujarat - Kharif 2017 season only. 2. Rajasthan - Kharif 2017 season only. 3. Uttar Pradesh - Kharif 2017 & Rabi 2017-18 seasons. 4. Tamil Nadu - Kharif 2017 & Rabi 2017-18 seasons. <p>The total net NIA share of Premium accounted for crop insurance business for the year 2017-18 is ₹ 1698.88 crores. Claims paid during the year is ₹ 1159.79 crores for the states of Tamil Nadu and Odisha for the year 2016-17. No claims have been reported as on 31.03.2018 for 2017-18 in respect of all the 4 states.</p> <p>In case of FasalBimaYojna, Enrolment data and premium data as per Banks is to be reconciled with data as per the Central/ State Government portal. Accounting of premium as well as reinsurance accounts, has been done based on portal data after giving effect of reconcilable items. Since No claims have been reported and no actual yield data is available relating to the year 2017-18, provision for outstanding claims has been made based on IBNR claims as assessed by the actuary. Necessary adjustments relating to the above are to be carried out in due course. The company is in the process of strengthening internal controls and the internal audit specially in the area of PMFBY and other Government sponsored Health schemes to ensure the compliance of laid down operational guidelines.</p>
4 b	Whether the method of accountal of premium and reported claims are as per conditions of agreement/scheme relating to RashtriyaSwasthyaBimaYojana	<p>In the F.Y. 2017-18, Company is implementing the RSBY Scheme in 6 states while accounting the Gross Direct Premium of ₹ 10585 lakhs. Claims paid during F.Y. 2017-18 under RSBY Schemes are of ₹ 10685 Lakhs and that of Outstanding Claims are of ₹ 2995 Lakhs. The company is in the process of strengthening internal controls and the internal audit specially in the area of Government sponsored Health schemes to ensure the compliance of laid down operational guidelines.</p>



COMMENTS OF THE COMPTROLLER AND AUDITOR GENERAL OF INDIA UNDER SECTION 143(6)(b) READ WITH SECTION 129(4) OF THE COMPANIES ACT, 2013 ON THE CONSOLIDATED FINANCIAL STATEMENTS OF THE NEW INDIA ASSURANCE COMPANY LIMITED FOR THE YEAR ENDED 31 MARCH 2018

The preparation of consolidated financial statements of The New India Assurance Company Limited for the year ended 31 March 2018 in accordance with the financial reporting framework prescribed under the Insurance Act, 1938 read with the Insurance Regulatory and Development Authority (Preparation of Financial Statements and Auditor's Report of Insurance Companies) Regulations, 2002 and the Companies Act, 2013 (Act) is the responsibility of the management of the company. The statutory auditors appointed by the Comptroller and Auditor General of India under section 139(5) read with section 129(4) of the Act are responsible for expressing opinion on the financial statements under section 143 read with section 129(4) of the Act based on independent audit in accordance with the standards on auditing prescribed under section 143(10) of the Act. This is stated to have been done by them vide their Audit Report dated 11 May 2018.

I, on behalf of the Comptroller and Auditor General of India, have conducted a supplementary audit under section 143(6) (a) read with section 129(4) of the Act of the consolidated financial statements of The New India Assurance Company Limited for the year ended 31 March 2018. We conducted a supplementary audit of the financial statements of The New India Assurance Company Limited and Health Insurance TPA of India Limited but did not conduct supplementary audit of the financial statements of The New India Assurance Co. (T & T) Limited — Port of Spain, Trinidad & Tobago, The New India Assurance Co. (S.L) Limited — Free Town, Sierra Leone, Prestige Assurance Plc. - Nigeria and India International Insurance Pte. Ltd., Singapore for the year ended on that date. Further, section 139(5) and 143(6)(b) of the Act are not applicable to The New India Assurance Co. (T & T) Limited- Pori of Spain, Trinidad & Tobago, The New India Assurance Co. (S.L.) Limited Free Town, Sierra Leone, Prestige Assurance PLC - Nigeria and India International Insurance Pte. Ltd., Singapore being entities incorporated in Foreign countries under the respective laws, for appointment of their Statutory Auditor nor for conduct of supplementary audit. Accordingly, C&AG has neither appointed the Statutory Auditors nor conducted the supplementary audit of these companies. This supplementary audit has been carried out independently without access to the working papers of the statutory auditors and is limited primarily to inquiries of the statutory auditors and company personnel and a selective examination of some of the accounting records.

On the basis of my audit nothing significant has come to my knowledge which would give rise to any comment upon or supplement to statutory auditors' report.

For and on behalf of the
Comptroller and Audit General of India

(Roop Rashi)
Principal Director of Commercial Audit and
ex-officio Member, Audit Board-I, Mumbai

Place : Mumbai

Date : 4 July 2018



Consolidated Fire Insurance Revenue Account for the year ended 31st March, 2018

Particulars	Schedule	Current year ₹ (000)	Previous year ₹ (000)
1. Premium Earned (Net)	1	19639705	19324914
2. Profit on Sale or Redemption of Investments (Policy Holders)	-	2291735	1873968
Loss on Sale or Redemption of Investments (Policy Holders)		0	0
3. Others		0	0
4. Interest, Dividend and Rent (Gross)	-	3706777	2590454
Total (A)		25638218	23789336
1. Claims Incurred (Net)	2	15315520	19666289
2. Commission	3	2836530	3346780
3. Operating Expenses Related to Insurance Business	4	3331266	4141805
4. Premium Deficiency		0	0
5. Others - Foreign Taxes		4019	3985
Amortisation, Write off, Provisions - Investments		1930	7985
Total (B)		21489265	27166844
Operating Profit/ (Loss) C=(A-B)		4148952	(3377508)
Appropriations			
Transfer to Share Holders Account (Profit and Loss Account)	-	(4148952)	3377508
Transfer to Catastrophic Reserves	-	0	0
Transfer to Other Reserves	-	0	0
Total		0	0
Significant Accounting Policies and Notes to Accounts	16		

As required by section 40C(2) of the Insurance Act 1938, we certify that, to the best of our knowledge and according to the information and explanations given to us, and so far as appears from our examination of the Company's books of account, all expenses of management, wherever incurred, whether directly or indirectly in respect of fire insurance business have been fully debited in the Fire Insurance Revenue Account as expenses.

The schedules referred to above form integral part of the revenue account

Jayashree Nair
Company Secretary

C. Narambunathan
Director, GM & FA
DIN No.08101846

Hemant G. Rokade
Director
DIN No.06417520

S. N. Rajeswari
Chief Financial Officer

G. Srinivasan
Chairman-Cum- Managing Director
DIN No.01876234

As per our report of even date

For R. Devendra Kumar & Associates
Chartered Accountants
Firm Reg. No. 114207 W

D.K. Gupta
Partner
Membership No. 009032

For A. Bafna & Co.
Chartered Accountants
Firm Reg. No. 003660C

M.K. Gupta
Partner
Membership No. 073515

For NBS & Co
Chartered Accountants
Firm Reg. No. 110100W

Pradeep J Shetty
Partner
Membership No. 046940

Place: Mumbai
Date: May 11th 2018



Consolidated Marine Insurance Revenue Account for the year ended 31st March, 2018

Particulars	Schedule	Current year ₹ (000)	Previous year ₹ (000)
1. Premium Earned (Net)	1	3837519	4673115
2. Profit on Sale or Redemption of Investments (Policy Holders)	-	386112	398501
Loss on Sale or Redemption of Investments (Policy Holders)		0	0
3. Others		0	0
4. Interest, Dividend and Rent (Gross)	-	465029	559703
Total (A)		4688660	5631319
1. Claims Incurred (Net)	2	2214205	3577504
2. Commission	3	568638	450918
3. Operating Expenses Related to Insurance Business	4	738340	782710
4. Premium Deficiency		0	0
5. Others - Foreign Taxes		0	0
Amortisation, Write off, Provisions - Investments		325	1698
Total (B)		3521508	4812830
Operating Profit/ (Loss) C=(A-B)		1167152	818488
Appropriations			
Transfer to Share Holders Account (Profit and Loss Account)	-	(1167152)	(818488)
Transfer to Catastrophic Reserves	-	0	0
Transfer to Other Reserves	-	0	0
Total		0	0
Significant Accounting Policies and Notes to Accounts	16		

As required by section 40C(2) of the Insurance Act 1938, we certify that, to the best of our knowledge and according to the information and explanations given to us, and so far as appears from our examination of the Company's books of account, all expenses of management, wherever incurred, whether directly or indirectly in respect of marine insurance business have been fully debited in the Marine Insurance Revenue Account as expenses.

The schedules referred to above form integral part of the revenue account

Jayashree Nair
Company Secretary

C. Narambunathan
Director, GM & FA
DIN No.08101846

Hemant G. Rokade
Director
DIN No.06417520

S. N. Rajeswari
Chief Financial Officer

G. Srinivasan
Chairman-Cum- Managing Director
DIN No.01876234

As per our report of even date

For R. Devendra Kumar & Associates
Chartered Accountants
Firm Reg. No. 114207 W

D.K. Gupta
Partner
Membership No. 009032

For A. Bafna & Co.
Chartered Accountants
Firm Reg. No. 003660C

M.K. Gupta
Partner
Membership No. 073515

For NBS & Co
Chartered Accountants
Firm Reg. No. 110100W

Pradeep J Shetty
Partner
Membership No. 046940

Place: Mumbai
Date: May 11th 2018



Consolidated Miscellaneous Insurance Revenue Account for the year ended 31st March, 2018

Particulars	Schedule	Current year ₹ (000)	Previous year ₹ (000)
1. Premium Earned (Net)	1	174826715	155355332
2. Profit on Sale or Redemption of Investments (Policy Holders)	-	12966929	10367266
Loss on Sale or Redemption of Investments (Policy Holders)		0	0
3. Others		0	0
4. Interest, Dividend and Rent (Gross)	-	15543026	14310271
Total (A)		203336670	180032869
1. Claims Incurred (Net)	2	152221098	139901785
2. Commission	3	14921943	9522709
3. Operating Expenses Related to Insurance Business	4	31627180	33296592
4. Premium Deficiency		0	0
5. Others - Foreign Taxes		1906	1636
Amortisation, Write off, Provisions - Investments		10940	44176
Total (B)		198783067	182766898
Operating Profit/ (Loss) C=(A-B)		4553603	(2734029)
Appropriations			
Transfer to Share Holders Account (Profit and Loss Account)	-	(4553603)	2734029
Transfer to Catastrophic Reserves	-	0	0
Transfer to Other Reserves	-	0	0
Total		0	0
Significant Accounting Policies and Notes to Accounts	16		

As required by section 40C(2) of the Insurance Act 1938, we certify that, to the best of our knowledge and according to the information and explanations given to us, and so far as appears from our examination of the Company's books of account, all expenses of management, wherever incurred, whether directly or indirectly in respect of miscellaneous insurance business have been fully debited in the Miscellaneous Insurance Revenue Account as expenses.

The schedules referred to above form integral part of the revenue account

Jayashree Nair
Company Secretary

S. N. Rajeswari
Chief Financial Officer

C. Narambunathan
Director, GM & FA
DIN No.08101846

Hemant G. Rokade
Director
DIN No.06417520

G. Srinivasan
Chairman-Cum- Managing Director
DIN No.01876234

As per our report of even date

For R. Devendra Kumar & Associates
Chartered Accountants
Firm Reg. No. 114207 W

For A. Bafna & Co.
Chartered Accountants
Firm Reg. No. 003660C

For NBS & Co
Chartered Accountants
Firm Reg. No. 110100W

D.K. Gupta
Partner
Membership No. 009032

M.K. Gupta
Partner
Membership No. 073515

Pradeep J Shetty
Partner
Membership No. 046940

Place: Mumbai
Date: May 11th 2018



Consolidated Profit and Loss Account for the year ended 31st March 2018

Particulars	Schedule	Current year ₹ (000)	Previous year ₹ (000)
1. Operating Profit / (Loss)			
a. Fire Insurance	-	4148952	(3377508)
b. Marine Insurance	-	1167152	818488
c. Miscellaneous Insurance		4553603	(2734029)
2. Income from Investments			
a. Interest Dividend and Rent (Gross) - Share Holders		9052571	8829362
b. Profit on Sale of Investment - Share Holders	-	7476103	6420867
Less: Loss on Sale of Investment - Share Holders	-	0	0
3. Other Income - Misc Receipts, Credit Balances Written Back		1020431	859585
- Interest on Refund of Income Tax			1324471
Total (A)=1+2+3		27418812	12141236
4. Provisions (Other Than Taxation)			
a. Others - Amortisation Provision For Thinly Traded Shares - Shareholders"	-	32430	24627
b. For Doubtful Debts - Investments(Shareholders)	-	(51960)	(8823)
c. For Doubtful Debts - Operations		0	129817
d. For Diminution In Value Of Investments (Shareholders)	-	28286	11556
5. Other Expenses (Other Than Those Related To Insurance Business)		0	0
a. Other than those related To insurance business	-	6364	0
b. Others - Expenses on Corporate Social Responsibility		135087	0
c. Others - Interest on Income/Service Tax		28443	11467
d. (Profit)/Loss on Sale Of Assets		15991	27827
e. Penalty			2000
Total (B)=(4+5)		194641	198471
Profit Before Tax (A-B)	-	27224171	11942764
Provision For Taxation - Current Tax	-	5166412	1722152
Deferred Tax		165534	(59073)
Wealth Tax			0
Profit After Tax		21892226	10279685
Profit attributable to Minority Interest		(6092)	(44181)
Add : Share of Profit/(Loss) in Associate Enterprises		12711	224277
Transfer from General Reserves for Equalization / Contingency Reserves for Foreign Branches		976658	129457
Appropriations		0	0
a. Proposed Final Dividend	-	0	0
b. Dividend Distribution Tax.	-	(3090000)	0
c. Transfer to General Reserves	-	(629051)	(10908)
d. Transfer to Equalization / Contingency Reserves for Foreign Branches	-	(19156452)	(10578330)
e. Transfer to Consolidated Revenue Reserve		0	0
Profit / (Loss) Carried Forward to The Balance Sheet	-	0	0
Basic and diluted earnings per share (₹) {Refer Note 13 B to notes to accounts in Schedule 16 B}		27.06	13.07

Significant Accounting Policies and Notes to Accounts

The schedules referred to above form integral part of the Profit and Loss Account

Jayashree Nair
Company Secretary

S. N. Rajeswari
Chief Financial Officer

C. Narambunathan
Director, GM & FA
DIN No.08101846

Hemant G. Rokade
Director
DIN No.06417520

G. Srinivasan
Chairman-Cum- Managing Director
DIN No.01876234

As per our report of even date

For R. Devendra Kumar & Associates
Chartered Accountants
Firm Reg. No. 114207 W

For A. Bafna & Co.
Chartered Accountants
Firm Reg. No. 003660C

For NBS & Co
Chartered Accountants
Firm Reg. No. 110100W

D.K. Gupta
Partner
Membership No. 009032

M.K. Gupta
Partner
Membership No. 073515

Pradeep J Shetty
Partner
Membership No. 046940

Place: Mumbai
Date: May 11th 2018



Consolidated Balance Sheet as at 31st March, 2018

Particulars	Schedule	Current year ₹ (000)	Previous year ₹ (000)
A. Sources of Funds			
1. Share Capital	5 & 5A	4120000	2000000
2. Reserves and Surplus	6	157477850	124407166
3. Fair Value Change Account	-	85272169	80435866
Fair Value Change Account - Policyholders	-	144363619	157115599
4. Borrowings	7	0	0
5. Minority Interest	-	278953	385623
Total A		391512591	364344254
B. Application of Funds			
1. Investments	8 & 8A	560238975	519315631
2. Loans	9	2655049	3085957
3. Fixed Assets	10	5933543	4310084
4. Deferred Tax Assets	-	2071125	2197485
5. Current Assets	-		
a. Cash and Bank Balances	11	91814461	81257284
b. Advances and Other Assets	12	111832216	89192592
Sub Total(a+b)		203646677	170449876
c. Current Liabilities	13	275402315	238464383
d. Provisions	14	110399783	98763797
Sub Total(c+d)		385802098	337228180
Net Current Assets (a+b-c-d)		(182155421)	(166778304)
6. Miscellaneous Expenditure (to the extent not written off or adjusted)	15	2769320	2213400
Total B		391512591	364344254
Significant Accounting Policies and Notes to Accounts	16		
The Schedules referred to above form integral part of the Balance Sheet			

Jayashree Nair
Company Secretary

C. Narambunathan
Director, GM & FA
DIN No.08101846

Hemant G. Rokade
Director
DIN No.06417520

S. N. Rajeswari
Chief Financial Officer

G. Srinivasan
Chairman-Cum- Managing Director
DIN No.01876234

As per our report of even date

For R. Devendra Kumar & Associates
Chartered Accountants
Firm Reg. No. 114207 W

D.K. Gupta
Partner
Membership No. 009032

For A. Bafna & Co.
Chartered Accountants
Firm Reg. No. 003660C

M.K. Gupta
Partner
Membership No. 073515

For NBS & Co
Chartered Accountants
Firm Reg. No. 110100W

Pradeep J Shetty
Partner
Membership No. 046940

Place: Mumbai
Date: May 11th 2018



Consolidated Schedule 1 - Premium Earned for the year ended March, 2018

Particulars	Current year ₹ (000)	Previous year ₹ (000)
Schedule 1 - Fire		
Premium Earned(Net)		
Premium From Direct Business - in India	20825658	18242822
- outside India	7348454	8092307
Total	28174112	26335129
Add: Premium on Reinsurance Accepted	10431282	9290477
Less: Premium on Reinsurance Ceded	18976528	15417066
Net Premium	19628866	20208540
Adjustment for Change in Reserve for Un-Expired Risks	(10839)	883626
Total Premium Earned (Net)	19639705	19324914
Schedule 1 - Marine		
Premium Earned(Net)		
Premium From Direct Business - in India	6000090	6100259
- outside India	561326	679725
Total	6561416	6779984
Add: Premium on Reinsurance Accepted	434179	361266
Less: Premium on Reinsurance Ceded	2813985	3424906
Net Premium	4181610	3716344
Adjustment for Change in Reserve for Un-Expired Risks	344091	(956771)
Total Premium Earned (Net)	3837519	4673115
Schedule 1 - Miscellaneous		
Premium Earned(Net)		
Premium From Direct Business - in India	200361862	166803842
- outside India	18474200	18152386
Total	218836062	184956228
Add: Premium on Reinsurance Accepted	3064965	4581850
Less: Premium on Reinsurance Ceded	35061090	26316500
Net Premium	186839937	163221579
Adjustment for Change in Reserve for Un-Expired Risks	12013223	7866247
Total Premium Earned (Net)	174826714	155355332



Consolidated Schedule 2- Claims Incurred for the year ended 31st March, 2018

Particulars	Current year ₹ (000)	Previous year ₹ (000)
Schedule 2 - Fire		
Claims Incurred (Net)		
Claims Paid Direct	19548408.17	17593591
Add: Claims on Reinsurance Accepted	7363129	5879393
Less: Claims on Reinsurance Ceded	11312942	6492659
Net Claims Paid	15598595	16980325
Add: Claims Outstanding at End (Net)	27804982	27694574
Less :Claims Outstanding at Beginning (Net)	27694574	25790294
Foreign Exchange Fluctuation Relating to Non-Integral Foreign Operations	(393483)	781685
Total Incurred Claims (Net)	15315520	19666289
Schedule 2 - Marine		
Claims Incurred (Net)		
Claims Paid Direct	4385851	4467596
Add: Claims on Reinsurance Accepted	124786	404976
Less: Claims on Reinsurance Ceded	1628421	1090316
Net Claims Paid	2882216	3782256
Add: Claims Outstanding at End (Net)	4300707	4988162
Less :Claims Outstanding at Beginning (Net)	4988162	5208696
Foreign Exchange Fluctuation Relating to Non-Integral Foreign Operations	19444	15782
Total Incurred Claims (Net)	2214205	3577504
Schedule 2 - Miscellaneous		
Claims Incurred (Net)		
Claims Paid Direct	152482311	133116093
Add: Claims on Reinsurance Accepted	3278430	2709916
Less: Claims on Reinsurance Ceded	21909100	10309225
Net Claims Paid	133851641	125516784
Add: Claims Outstanding at End (Net)	165961301	147154754
Less :Claims Outstanding at Beginning (Net)	147154754	133352542
Foreign Exchange Fluctuation Relating to Non-Integral Foreign Operations	(437091)	582788
Total Incurred Claims (Net)	152221098	139901785



Consolidated Schedule 3- Commission for the year ended 31st March, 2018

Particulars	Current year ₹ (000)	Previous year ₹ (000)
Schedule 3- Fire		
Commission (Net)		
Commission - Direct	3465108	3379901
Add : Commission on Reinsurance Accepted	1699784	1555311
Less : Commission on Reinsurance Ceded	2328362	1588432
Commission (Net)	2836530	3346780
Break-up of Commission Direct		
Direct Commission	2647648	2642038
Direct Brokerage	683742	667098
Direct Corporate Agency Commission	133010	70765
Others - Other Channels	708	0
Total Commission	3465108	3379901
Schedule 3- Marine		
Commission (Net)		
Commission - Direct	672131	661702
Add : Commission on Reinsurance Accepted	90710	51886
Less : Commission on Reinsurance Ceded	194203	262671
Commission (Net)	568638	450918
Break-up of Commission Direct		
Direct Commission	346387	369575
Direct Brokerage	325226	291670
Direct Corporate Agency Commission	518	457
Others - Other Channels	0	0
Total Commission	672131	661702
Schedule 3- Miscellaneous		
Commission (Net)		
Commission - Direct	17235324	11472227
Add : Commission on Reinsurance Accepted	636197	503513
Less : Commission on Reinsurance Ceded	2949578	2453031
Commission (Net)	14921943	9522709
Break-up of Commission Direct		
Direct Commission	12832946	8457928
Direct Brokerage	2962340	2706321
Direct Corporate Agency Commission	279925	214367
Others - Other Channels	1160112	93611
Total Commission	17235323	11472227



Consolidated Schedules for the year ended 31st March, 2018

Particulars	Current year ₹ (000)	Previous year ₹ (000)
Schedule - 4		
Operating Expenses Related To Insurance Business		
1. Employees Remuneration And Welfare Benefits	22880779	22359364
2. Travel Conveyance And Vehicle Running Expenses	705362	644388
3. Training Expenses	330773	155958
4. Rent Rates And Taxes	1375738	1147499
5. Repairs And Maintenance	947437	954517
6. Printing And Stationery	408723	404641
7. Communication Expenses	306904	294025
8. Legal And Professional Charges	660253	565561
9. Auditors Fees, Expenses Etc. As Auditor	128512	99515
Auditors Fees, Expenses Etc. As Advisor Or Other Capacity - Taxation	0	211
Auditors Fees, Expenses Etc. As Advisor Or Other Capacity - Insurance	0	0
Auditors Fees, Expenses Etc. As Advisor Or Other Capacity - Mgt Services	0	0
Auditors Fees, Expenses Etc. In Other Capacity	0	0
10. Advertisement And Publicity	643046	616338
11. Interest And Bank Charges	90080	55513
12. Others - Exchange (Gain) / Loss	(41643)	370344
IT Implementation	1292509	1079473
Outsourcing Expenses	3139722	4378170
Other Taxes	107298	138619
Incentives to Agents	0	1979829
Others	1647565	1838340
13. Depreciation	744885	469739
14. Service Tax Account	328842	669063
Total	35696785	38221107
Apportioned to Fire Segment	3331266	4141805
Apportioned to Marine Segment	738340	782710
Apportioned to Miscellaneous Segment	31627180	33296592
Total	35696785	38221107



Consolidated Schedules for the year ended 31st March, 2018

Particulars	Current year ₹ (000)	Previous year ₹ (000)
Schedule - 5		
Share Capital		
1. Authorised Capital		
1,20,00,00,000 (Previous Year 30,00,00,000 Equity Shares of ₹10 each) Equity Shares of ₹ 5 each	6000000	3000000
2. Issued Capital		
82,40,00,000 (Previous Year 20,00,00,000 Equity Shares of ₹10 each) Equity Shares of ₹ 5 each	4120000	2000000
3. Subscribed Capital		
82,40,00,000 (Previous Year 20,00,00,000 Equity Shares of ₹10 each) Equity Shares of ₹ 5 each	4120000	2000000
4. Called up Capital		
82,40,00,000 (Previous Year 20,00,00,000 Equity Shares of ₹10 each) Equity Shares of ₹ 5 each	4120000	2000000
Total	4120000	2000000

Note : Of the above 79,22,98,732 shares are issued as fully paid up bonus shares by capitalisation of general reserves.

SCHEDULE 5A

Pattern of Shareholding

(As Certified by Management)

Numbers in (000)

Share holder	Current Year		Previous Year	
	Numbers	% of Holding	Numbers	% of Holding
Promoters Indian	704000	85.44	200000	100
Foreign	0	0.00	0	-
Others	120000	14.56	0	-
Total	824000	100	200000	100



Consolidated Schedules for the year ended 31st March, 2018

Particulars		Current year ₹ (000)	Previous year ₹ (000)
Schedule 6			
Reserves and Surplus			
1. Capital Reserve	(Op. Balance)	575	41681
Addition During The Year		0	0
Deduction During The Year		0	(41106)
	(Cl. Balance)	575	575
2. Capital Redemption Reserve		0	0
3. Share Premium		18962416	0
4. General Reserves	(Op. Balance)	112847317	102213460
Addition during the year - Balance Transferred From P & L Account		19156452	10578330
Deferred tax due to Depreciation			0
Transfer and to P & L Account for Equalization / Contingency Reserves and CFS Adjustment for Foreign Branches		(3328608)	(3930424)
Change in Depreciation due to Companies Act, 2013		0	0
Deduction During The Year - Issue of Bonus shares		(2000000)	0
Dividend and dividend Distribution tax for FY 2016-17		(3731192)	0
Consolidated Revenue Reserve		3442719	3985951
	(Cl. Balance)	126386688	112847317
5. Catastrophe Reserve		0	0
6. Other Reserves			
A. Foreign Currency Translation Reserve			
Opening Balance		9279354	11288295
"Addition During The Year (Refer Note No 15 To Notes To Accounts In Schedule 16 B)"		1458505	0
Deduction During The Year		(37038)	(2089655)
	(Cl. Balance)	10700821	9198640
C. Equalization / Contingency Reserves for Foreign Branches			
Opening Balance		2360634	2831785
Addition During The Year			
Deduction During the Year		(933284)	(471151)
	(Cl. Balance)	1427350	2360634
7. Balance Of Profit In Profit And Loss Account		0	0
8. Property Revaluation Reserve		0	0
Total		157477850	124407166
Schedule 7			
Borrowings			
1. Debentures / Bonds		0	0
2. Banks		0	0
3. Financial Institutions		0	0
4. Others		0	0
Total		0	0



Consolidated Schedules for the year ended 31st March, 2018

Particulars	Current year ₹ (000)	Previous year ₹ (000)
Schedule 8		
Investments - Shareholders		
Long Term investments		
1. Government Securities and Government Guaranteed Bonds including Treasury Bills	64339757	43570419
2. Other Approved Securities		0
3. Other Investments		0
a. Shares		0
aa. Equity	103059224	91107181
bb. Preference	724	656
b. Mutual funds/ ETF	367123	335099
c. Derivative instruments	0	0
d. Debentures/Bonds	10141826	8712462
e. Other securities - Foreign shares	582512	4187426
f. Subsidiaries	0	0
g. Investment Properties (Real Estate)	0	248128
4. Investment in Infrastructure, Housing and Social Sector	19657416	16963365
5. Other than Approved Investments (Debentures, Pref.shares, Foreign Shares, Venture Funds and Equity)	10134180	7297185
Total	208282761	172421921
Short Term Investments		
1. Government Securities and Government Guaranteed Bonds including Treasury Bills	1308125	2704552
2. Other Approved Securities	0	0
3. Other Investments		
a. Shares		
aa. Equity	0	0
bb. Preference		0
b. Mutual funds/ ETF		0
c. Derivative instruments		0
d. Debentures/Bonds	1586487	2499760
e. Other securities - Foreign shares		0
f. Subsidiaries		0
g. Investment Properties (Real Estate)		0
4. Investment in Infrastructure, Housing and Social Sector	2981694	3592811
5. Other than Approved Investments (Debentures, Pref.shares, Foreign Shares, Venture Funds and Equity)	1110	2012
Total	5877416	8799136
Grand Total	214160177	181221056
Investments		
1. In India	550774051	509805560
2. Outside India	9464924	9510071
Investment in foreign associates included in equity above	30136	30136
Aggregate amount of Companies Investments in other than listed equity shares Book Value	772410	749587
Market value	761489	725309
Preference shares and FITL preference shares (LTUA) amounting to ₹84320 (P.Y. ₹84498) is netted against interest suspense of an equal amount. Debentures and FITL debentures amounting to ₹43101(P.Y. ₹ 45115) are netted against interest suspense of an equal amount. Equity shares amounting to ₹ 276 (P.Y. ₹ 276) is netted against interest suspense of an equal amount.		
Provision made for bad and doubtful debts shown under Schedule 14.5 against assets in Schedule 8		
Debentures - Standard Provisions	125654	130412
Housing sector bonds - Standard Provisions	97142	93696
Infrastructure investments - Standard Provisions	146891	146671
Other than approved investments (Debenture)	428126	456547
Equity - Thinly traded and unlisted equity - diminution in value	14364	47935
Equity - Long term unapproved thinly traded and unlisted equity - diminution in value (F)6034/12	14017	14017
Equity subsidiary - Long term unapproved thinly traded and unlisted equity - diminution in value (F)6039/12	1535	1535
Total	827729	890813



Consolidated Schedules for the year ended 31st March, 2018

Particulars	Current year ₹ (000)	Previous year ₹ (000)
Schedule 8-A		
Investments - Policyholders		
Long Term investments		
1. Government Securities and Government Guaranteed Bonds including Treasury Bills	101489977	79139754
2. Other Approved Securities	0	0
3. Other Investments		
a. Shares		
aa. Equity	174210245	179348145
bb. Preference	1223	1291
b. Mutual funds/ ETF	620580	659656
c. Debentures/Bonds	17039159	16455263
d. Investment Properties (Real Estate)	0	0
e. Other securities-other than approved	9630482	13044546
4. Investment in Infrastructure and Housing	33228691	33393066
Total	336220359	322041722
Short Term Investments		
1. Government Securities and Government Guaranteed Bonds including Treasury Bills	2211240	5324020
2. Other Approved Securities	0	0
3. Other Investments		
a. Shares		
aa. Equity	0	0
bb. Preference	0	0
b. Mutual funds/ ETF	0	0
c. Debentures/Bonds	2605097	3652279
d. Other securities-other than approved	1877	3961
4. Investment in Infrastructure and Housing	5040225	7072593
Total	9858439	16052853
Grand Total	346078798	338094575



Consolidated Schedules for the year ended 31st March, 2018

Particulars	Current year ₹ (000)	Previous year ₹ (000)
Schedule 9		
Loans		
1. Security-Wise Classification		
Secured		
a. On Mortgage Of Property		
aa. In India		
Loan Against Mortgage Of Property	0	0
Housing, Vehicle And Computer Loans To Employees	2154047	1906868
Direct Term Loans	0	183239
bb. Outside India Housing, Vehicle Loan To Employees	21349	482
b. On Shares, Bonds, Government Securities		
c. Others		
Loans to Subsidiaries	0	0
Loans To State Government Housing, FFE Loans	447264	571689
Unsecured (Term Loans, Bridge Loans, Short-Term Loans, Term Loans PFPS)	0	423679
Total	2622660	3085957
2. Borrower-Wise Classification		
a. Central And State Governments(Term Loans, Housing and FFE)	447264	571689
b. Banks And Financial Institutions	0	0
c. Subsidiaries	0	0
d. Industrial Undertakings (Term Loans, Bridge Loans, Short-Term Loans, Loans To PFPS)	0	578144
e. Others - Housing Loans, Vehicle Loans, Computer Loans To Employees	2175396	1907350
Term Loans and PFPS	0	28774
Total	2622660	3085957
3. Performance-wise Classification		
a. Loans Classified as Standard		
aa. In India: Term Loans, Bridge Loans, State Government Housing And FFE, PFPS	447264	552183
Housing, Vehicle And Computer Loans To Employees	2175326	1906868
bb. Outside India (Loans To Employees)	70	482
Loans to Subsidiaries	0	0
b. Non-Performing Loans less Provisions		
aa. In India (Term Loans, Bridge Loans, Short-Term Loans, Loans PFPS)	0	626423
bb. Outside India		
Total	2622660	3085956
4. Maturity-wise Classifications		
a. Short-Term (Term Loans, Direct Bridge Loans, Short-Term Loans, Term Loans PFPS)	89592	103123
b. Long-Term		
(Term Loans Direct, Loans State Government Housing and FF, and Loans PFPS)	390061	1075484
Loans to Subsidiaries	0	0
Housing, Vehicle, And Computer Loans To Employees.	2175396	1907350
Total	2655049	3085957
PFPS and FITL PFPS amounting to ₹ 101572 (P.Y. ₹ 585452) and FITL short term loan amounting to ₹ 1675 (P.Y. ₹ 1675) and direct term loans amounting to ₹ 6101 (P.Y. ₹ 6101) are netted against interest suspense of an equal amount.		
Assets in Schedule 9 shown after netting of following provisions		
Direct term loans (Investments)	18115	18115
Bridge loan (Investments)	400	400
Term loans PFPS std.provision	0	0
Term loans PFPS	366485	503335
Short term loans (Investments)	83368	85067
Housing loans to state govts. - std.provision	1792	2191
Housing loans to state govts.	16573	16573
FFE loans to state govts. - std.provision	4	19
FFE loans to state govts.	2932	2932
Total	489669	628633



Consolidated Schedules for the year ended 31st March, 2018

Schedule 10 Fixed Assets

Particulars	Depreciation Fund						Net Block	
	Opening Balance.	Additions	Deletions / Adjustments	* Closing Balance	Opening Balance.	Additions	Deletions / Adjustments	* Closing Balance
	01-04-2017	During 2017-2018	2017-2018	31-03-2018	01-04-2017	During 2017-2018	2017-2018	31-03-2018
Goodwill	156478	0	(2039)	158517	0	0	0	158517
Intangibles (Softwares)	1097488	1166101	(1068)	2264657	1061585	206868	(31)	1268483
Land Freehold	76116	0	(185409)	261524	0	0	0	261524
Leasehold Property	199389	263252	41908	420734	180244	3208	36489	146963
Buildings	2375563	42620	35208	2379700	962139	18155	3776	977089
Furnitures & Fittings	750609	50889	10787	789908	524818	32823	5181	551837
Information & Technology Equipments	3565485	590229	56094	4097920	2743679	290407	22287	3010080
Vehicles	1428621	430351	277435	1583556	600390	165758	192095	573020
Office Equipments	146896	5365	(2271)	153852	119310	8390	2211	125074
Other Assets #	400368	28068	8663	419773	261662	20349	6186	275825
Work in Progress	566898	0	235125	331773	0	0	0	0
Grand Total	10763911	2576875	474432	12861914	6453827	745959	268194	6928371
Previous Year	9739420	1926188	1058174	10607434	6204022	469740	219728	6453827

* Includes foreign currency fluctuation.

Other Assets includes Air Conditioner, Water Coolers, Television, Lifts & Cameras etc.



Consolidated Schedules for the year ended 31st March, 2018

Particulars	Current year ₹ (000)	Previous year ₹ (000)
Schedule 11		
Cash and Bank Balances		
1. Cash (Including Cheques, Drafts and Stamps)	1978552	2344587
2. Bank Balances		
a. Deposit Accounts		
aa. Short - Term (due within 12 Months)	15149398	16961609
bb. Others	46920989	46194958
b. Current Accounts	10648328	7247640
3. Money at Call and Short Notice		
With Banks	17117194	503022
With other Institutions	0	8005468
Total	91814461	81257284
Cash and Bank Balances In India		29479189
Cash and Bank Balances Outside India		51778095
Total	0	81257284
Balances with non scheduled banks included in 2b above		9090285
Provision made for bad and doubtful debts shown under Schedule 14.5 against assets in Schedule 11		
Indian balances included in 2b above	---	---
Total	----	---



Consolidated Schedules for the year ended 31st March, 2018

Particulars	Current year ₹ (000)	Previous year ₹ (000)
Schedule 12		
Advances and Other Assets		
A. Advances		
1. Reserve Deposits With Ceding Companies	556630	174565
2. Application Money For Investments	0	
3. Pre-Payments	311782	317551
4. Advances To Directors / Officers		
5. Advance Tax Paid And Taxes Deducted At Source (Net Of Provision For Taxation)	2399007	2918562
6. Others	434810	589218
Total (A)	3702229	3999897
B. Other Assets		
1. Income Accrued On Investments	7689435	6898019
2. Outstanding Premiums	24631477	6630282
3. Agents Balances	5334527	3971445
4. Foreign Agencies Balances	1586180	995900
5. Due From Other Entities Carrying Insurance Business (Including Reinsurers)	58829704	57860472
6. Due From Subsidiaries/Holding Companies	0	
7. Deposit With R B I (Persuant to Section 7 Of Insurance Act 1938)	0	
8. Others - a. Other Accrued Income	1435746	1325197
b. Others Including Sundry Debtors & Interoffice Accounts	6949815	5694747
c. Service Tax / GST Unutilized Credit	214963	429093
d. Fixed Deposit-Unclaimed Amounts of Policy Holders	1380000	1387333
e. Investment income on Unclaimed Policy Holders Fund	78140	208
Total (B)	108129987	85192696
TOTAL(A+B)	111832216	89192592
Sundry Debtors amounting to ₹ 5010 (P.Y. ₹5010) are netted against interest suspense of an equal amount.		
Provision made for Bad and doubtful debts shown under Schedule 14.5 against assets in Schedule 12		
Reinsurance balances included in A1 above	93984	93984
Reinsurance balances included in B5 above	946978	946978
Reinsurance balances included in B8 above	494	494
Foreign balances included in B3 above (Bankok)	67996	62209
Foreign balances included in B4 above (Manila, Dubai & Curacao)	161335	73104
Foreign balances included in B5 above (Bangkok)	10368	11755
Foreign balances included in B8 above (Equitorial Bank London)	11039	9391
Indian reinsurance balances/Miscellaneous debtors included in B5B above	200000	200000
Indian balances included in B3 above	115349	50223
Indian balances included in B8b above	285496	355795
Indian miscellaneous debtors included in B8b above (TCS)	18554	81188
Sundry debtors(5192) investments Indian included in B8 above - Std. provision	31	31
Sundry debtors(5192) investments Indian included in B8 above	3851	3851
Sundry debtors(5192) investments(F) Indian included in B8 above	956	952
Income accrued on investments(5131(F)) Indian included in B1 above	2	2
Total	1916433	1889957



Consolidated Schedules for the year ended 31st March, 2018

Particulars	Current year ₹ (000)	Previous year ₹ (000)
Schedule 13		
Current Liabilities		
1. Agents Balances	476464	341964
2. Balances Due To Other Insurance Companies	46033396	34464919
3. Deposits Held On Reinsurance Ceded	362804	161528
4. Premium Received In Advance	1949593	1702021
5. Un-Allocated Premium	15834874	0
6. Sundry Creditors -		
a. Other Than Service Tax Payable	9673549	18380081
b. Service Tax Payable /GST Payable	725799	591011
7. Due To Subsidiaries / Holding Company	0	0
8. Claims Outstanding	198069920	179778437
9. Due To Officers/Directors	0	0
10. Others	1106385	1656882
Policy Holders Fund - Excess Premium Collected	374526	344769
Policy Holders Fund - Refund Premium Due	344015	333600
Policy Holders Fund - Stale Cheques	372849	708964
Investment Income on Unclaimed Policy Holders Fund	78140	208
Total	275402315	238464383
Schedule 14		
Provisions		
1. a. Reserve for Un-Expired Risks	100873694	88590942
b. Premium Deficiency Reserve	0	0
2. Provision for Taxation (Net of Payment of Taxes)	111	69895
3. Provision for Proposed Dividend	0	0
4. Provision for Dividend Distribution Tax	0	0
5. Others - Reserve for Bad and Doubtful Debts.	2844762	3356673
Provision for Diminution in value of Thinly Traded / Unlisted Shares	29916	63486
Provision for Wage Arrear	0	0
Provision for Leave Encashment	6651300	6682800
Total	110399783	98763797
Schedule 15		
Miscellaneous Expenditure		
1. Discount Allowed in Issue of Shares and Debentures	0	0
2. Others - Contribution to Pension Fund and Gratuity Fund (Deferred Expenses to the Extent not Written Off)	2769320	2213400
Total	2769320	2213400



Consolidated Receipts & Payments Account / Cash Flow Statement for the period from 01/04/2017 to 31/03/2018

Particulars	Current Year ₹ (000)	Previous Year ₹ (000)
A. Cash Flows from the operating activities:		
1. Premium received from policyholders, including advance receipts	285227667	243593759
2. Other receipts	235600	397159
3. Payments to the re-insurers, net of commissions and claims	(13919190)	(15900237)
4. Payments to co-insurers, net of claims recovery	(507545)	(1907977)
5. Payments of claims	(177300641)	(153615445)
6. Payments of commission and brokerage	(20957964)	(15205583)
7. Payments of other operating expenses	(35604578)	(39826148)
8. Preliminary and pre-operative expenses	0	(1637)
9. Deposits, advances and staff loans	(182973)	(34413)
10. Income taxes paid (Net)	(4705501)	2704817
11. Service tax / GST paid	(27249564)	(23077869)
12. Other payments	(787612)	1638030
13. Cash flows before extraordinary items	4247700	(1235545)
14. Cash flow from extraordinary operations	0	0
Net cash flow from operating activities	4247700	(1235545)
B. Cash flows from investing activities:		
1. Purchase of fixed assets	(2573547)	(1922665)
2. Proceeds from sale of fixed assets	407014	384222
3. Purchases of investments	(87715497)	(35425713)
4. Loans disbursed	0	0
5. Sales of investments	53619129	29981952
6. Repayments received	268536	(376332)
7. Rents/Interests/ Dividends received	27855591	25585167
8. Investments in money market instruments and in liquid mutual funds	0	0
9. Expenses related to investments	(460771)	(297503)
Net cash flow from investing activities	(8599545)	17929128
C. Cash flows from financing activities:		
1. Proceeds from issuance of share capital	18725500	0
2. Proceeds from borrowing	0	0
3. Repayments of borrowing	(29596)	(18586)
4. Interest/dividends paid	(7448934)	(3054962)
Net cash flow from financing activities	11246971	(3073547)
D. Effect of foreign exchange rates on cash and cash equivalents, net	3662051	(4525005)
E. Net increase in cash and cash equivalents:	10557177	9095030
1. Cash and cash equivalents at the beginning of the year	81257284	72162254
2. Cash and cash equivalents at the end of the year	91814461	81257284

Jayashree Nair
Company Secretary

S. N. Rajeswari
Chief Financial Officer

C. Narambunathan
Director, GM & FA
DIN No.08101846

Hemant G. Rokade
Director
DIN No.06417520

G. Srinivasan
Chairman-Cum- Managing Director
DIN No.01876234

As per our report of even date

For R. Devendra Kumar & Associates
Chartered Accountants
Firm Reg. No. 114207 W

For A. Bafna & Co.
Chartered Accountants
Firm Reg. No. 003660C

For NBS & Co
Chartered Accountants
Firm Reg. No. 110100W

D.K. Gupta
Partner
Membership No. 009032

M.K. Gupta
Partner
Membership No. 073515

Pradeep J Shetty
Partner
Membership No. 046940

Place: Mumbai
Date: May 11th 2018



Schedule 16

Significant Accounting Policies and Notes forming part of Consolidated Financial Statements as on 31st March, 2018

16 A. SIGNIFICANT ACCOUNTING POLICIES

1. Principles of Consolidation:

The consolidated financial statements relate to New India Assurance Co Ltd, the holding company and its subsidiaries (referred to as "Group") and associates. The consolidated financial statements have been prepared on the following basis:

- The financial statements of the company and its subsidiaries are combined on a line-by-line basis by adding together the book values of like items of assets, liabilities, income and expenses, after eliminating the intra-group balances and intragroup transactions to the extent possible and by following the consolidation procedures as laid down in Accounting Standard (AS) 21- Consolidated Financial Statements.
- The difference between the cost of investment in the subsidiaries, over the net assets in the subsidiaries, over the net assets at the time of acquisition of shares in the subsidiaries is recognized in the financial statements as Goodwill or Capital Reserve as the case may be.
- The difference between the proceeds from disposal of investment in subsidiaries and carrying amount of its assets less liabilities as of the date of disposal of investment in subsidiaries is recognized in the consolidated statement of Profit and Loss being the profit or loss on disposal of investment in subsidiary.
- Minority interest's share of net profit of consolidated subsidiary for the year is identified and adjusted against the income of the group in order to arrive at the net income attributable to the shareholders of the company. Minority interest's share of net assets of consolidated balance sheet is presented in consolidated balance sheet separate from liabilities and the equity of the company's shareholders.
- Investment in Associate Companies has been accounted under the equity method as per Accounting Standard (AS) 23 - Accounting for investments in associates in Consolidated Financial Statements.
- The company accounts for its shares in change in net assets of the associates, post-acquisition, after eliminating unrealized profits and losses resulting from transactions between the company and its associates to the extent of its shares, through its profit and loss account to the extent such change is attributable to the associates' Profit or Loss through its reserves for the balance, based on available information.
- The difference between the cost of investment in the associates and the share of net assets at the time of acquisition of shares in the associates is identified in the financial statements as Goodwill or Capital Reserve as the case may be.
- As far as possible, the consolidated financial statements have been prepared using uniform accounting policies for like transactions and other events in similar circumstances and are presented in the same manner as the company's separate financial statements. Except in case of the subsidiary companies, where the accounts are made and maintained in accordance with International Financial Reporting Standards (IFRS) as required under the local laws of the respective country, during the process of consolidation, accounting adjustments have been made to align the accounts of the subsidiary company to conform to the accounting policies followed by the holding company, however, following are the material differences with the accounting policies followed by the holding company as compared to the subsidiary companies combined in the consolidated financial statements :
 - a. In accordance with IFRS, Insurance receivables are recognized when due and measured at amortized cost, using the effective interest rate method. The carrying value of insurance receivables is reviewed for impairment whenever events or circumstances indicate that the carrying amount may not be recoverable, with the impairment loss recorded in the statement of income.
 - b. Deferred Acquisition cost Commissions and other acquisition costs that are related to securing new contracts and renewing existing contracts are capitalized as Deferred Acquisition Costs (DAC) if they are separately identifiable, can be measured reliably and it is probable that they will be recovered. All other costs are recognized as expenses when incurred. The DAC is subsequently amortized over the life of the contracts in line with premium revenue using assumptions consistent with those used in calculating unearned premium. It is calculated by applying to the acquisition expenses the ratio of unearned premium to written premium. The DAC asset is tested for impairment annually and written down when it is not expected to be fully recovered.
 - c. Insurance and investment contract of policyholders are charged for policy administration services, investment management services, surrenders and other contract fees. These fees are recognized as revenue over the period in which the related services are performed. If the fees are for services provided in future periods, then they are deferred and recognized over those future periods;
 - d. Reserve for unexpired risk and Premium deficiency reserve is calculated and recognized as per 1/365 or 1/24 method or as required under local laws.
 - e. Provision for claims incurred but not reported (IBNR) and provision for claims incurred but not enough reported (IBNER) is accounted as per liability adequacy test carried by actuary/ management assessment of such liability.



- f. Property plant and equipment is shown at fair value on historical cost model except in case of NIA (T&T) Ltd., where fair value is based on triennial valuation by external appraisers. Depreciation on property plant and equipment is calculated and accounted for based on useful lives as assessed by the management which are different from those followed by the holding company. Investment property is recognized as per IFRS provisions.
 - g. Provisions related to post -employment benefits to the staff are accounted for based on the requirements of local laws;
 - h. Provision for taxation including deferred tax is accounted as per local tax laws and in accordance with the provisions of IFRS.
 - i. Statutory Reserve is created in accordance with the requirements of local laws..
- The list of subsidiary companies and associates which are included in the consolidation and the company holdings are as under :

Sr. No.	Name of the company	Ownership %	Country of incorporation
	Subsidiaries		
1.	The New India Assurance Co. (Trinidad & Tobago) Limited	83.89	Trinidad & Tobago
2.	Prestige Assurance PLC Nigeria	69.5	Nigeria
3.	The New India Assurance Co. (Sierra Leone) Limited	100	Sierra Leone
	Associates		
4.	Indian International Insurance Pte. Ltd.	20	Singapore
5.	Health Insurance TPA of India Limited	23.75	India

2. Accounting Convention

The financial statements are drawn up in accordance with the provisions of IRDAI (Preparation of Financial Statements and Auditor's Report of Insurance Companies) Regulations, 2002 and circulars and/or guidelines issued in the context of preparation of the financial statements, and the provisions of the Companies Act 2013. The said statements prepared on historical cost convention and on accrual basis, comply with accounting standards specified under Section 133 of Companies Act 2013, read with Rule 7 of the Companies (Accounts) Rules, 2014 and conform to practices prevailing in the General Insurance industry except as otherwise stated.

3. Use of Estimates

The preparation of financial statements in conformity with generally accepted accounting principles requires management to make estimates and assumptions that affect the reported amount of assets, liabilities, revenues and expenses and disclosure of contingent liabilities on the date of the financial statements. Actual results may differ from those estimates and assumptions. The estimates and assumptions used in the accompanying financial statements are based upon management's evaluation of

the relevant facts and circumstances as on the date of the financial statements. Any revision to accounting estimates is recognized prospectively in current and future periods.

4. Revenue Recognition

A. Premium

Premium income is recognized on assumption of risk. A reserve for Unearned Premium for each segment, representing that part of the recognized premium attributable to the succeeding accounting periods, calculated on time apportionment basis is created. This forms part of the un-expired risk reserves.

Reinsurance premium is recognized as per the terms of the reinsurance contracts. A reserve for Unearned Premium for each segment, representing that part of the recognized reinsurance premium attributable to the succeeding accounting periods, is also calculated on time apportionment basis. This also forms part of the un-expired risk reserves.

Any subsequent revisions to or cancellations of premium are recognised in the year in which they occur.

B. Commission

Commission Income on Reinsurance cessions is recognized as income in the year in which reinsurance Premium is ceded.

Profit Commission under reinsurance treaties wherever applicable, is recognized on accrual. Any subsequent revisions of profit commission are recognized for in the year in which final determination of the profits are intimated by reinsurers.

5. Premium Received in Advance

Premium received in advance represents premium received in respect of policies issued during the year, where the risk commences subsequent to the balance sheet date.

6. Reserves for Un-expired Risk/s

Unearned premium reserve is computed in accordance with the guidelines issued by IRDAI as under :

- a) Marine Hull : 100% of the net written premium during the preceding twelve months;
- b) other segments:
 - i) in respect of domestic business : on the basis of 1/365th method on the unexpired period of respective policies and
 - ii) in respect of foreign business 50% of the net premium in respect of all business other than Marine hull

7. Reinsurance Accepted

Reinsurance returns have been incorporated for the advices received up to the date of finalization of accounts or on estimation basis.

8. Reinsurance Ceded

Reinsurance cessions are accounted for on the basis of actuals or on estimation basis.

9. Premium Deficiency

Premium deficiency is calculated where the sum of expected claims costs, related expenses and maintenance costs exceed the related unearned premium. The premium deficiency is recognized as per IRDA guidelines and forms part of unexpired risk reserves.

10. Acquisition Costs.

Acquisition costs are primarily related to acquisition of insurance contracts and have been expensed in the year in which they are incurred.

11. Incurred Claims

Claims are recognized as and when reported.

Claims Paid (net of recoveries including salvages retained by the insured, includes interest paid towards claims and all expenses directly incurred in relation to their assessment) are charged to respective revenue accounts.

Claims outstanding at the year-end are provided based on survey reports, information provided by clients and other sources, past experience and applicable laws and includes:

- In respect of direct business, claim intimations received up to the year-end.
- In respect of reinsurance accepted, advices received as of different dates of subsequent year up to the date of finalization of accounts or on estimation basis.
- Provision for claims incurred but not reported (IBNR) and provision for claims incurred but not enough reported (IBNER). The said provisions have been determined by Appointed Actuary, which is in accordance with accepted actuarial practice, requirement of IRDA (Preparation of Financial Statements and Auditor's Report of Insurance Companies) Regulations, 2002 and the master circulars issued in the context of preparation of financial statements and stipulations of the Institute of Actuaries of India.

All the outstanding claims for direct business are provided net of estimated salvage (if any).

In respect of motor third party claims where court summons have been served on the Company without adequate policy particulars to establish liability of the Company, provision is made as under:

- 100% of the estimated liability, where such claims are outstanding for more than one year.
- 1/3rd of the estimated liability, for all such claims for which court summons have been served on the Company during the year.

Interest on motor accident claims tribunal (MACT) claims is provided based on the prevailing trends in the motor third party claim awards.

12. Salvage and Claim Recoveries

Recoveries of claims and sale proceeds on disposal of salvage are accounted on realisation and credited to claims.

13. Provisions, Contingent Liabilities & Contingent Assets

Provisions involving substantial degree of estimation in measurement are recognized when there is a present obligation as a result of past events and it is probable that

there will be an outflow of resources and reliable estimate can be made of the amount of obligation. Contingent Liabilities are not recognized but are disclosed in the notes. Contingent Assets are neither recognized nor disclosed in the financial statements.

14. Loans and Investments

- A Loans are measured at historical cost subject to impairment. Company reviews the quality of its loan assets and provides for impairment if any.
- B Short Term Money Market Instruments such as Commercial Papers and Certificate of Deposits are shown at their discounted value and the difference between the acquisition cost and the redemption value is apportioned on time basis and recognised as accrued income.
- C Contracts for purchase and sale of shares, bonds, debentures are accounted for as "Investments" as on date of transaction.
- D The cost of investments includes premium on acquisition, brokerage, transfer stamps, transfer charges, Securities Transaction Tax and is net of incentive/ fee if any, received thereon.
- E Dividend income (other than interim dividend) is accounted for as income in the year of declaration. Dividend on shares/interest on debentures under objection/pending delivery is accounted for on realisation. Interim dividend is accounted for where the amount is received/credited in the account of the company upto 31st March.

Dividend on foreign investments is accounted on gross basis.

Interest Income is recognized on accrual basis on time proportion except income on non-performing assets is recognized on realization.

Amount received towards compensation for future loss of interest is recognised as income only to the extent attributable to the accounting year and balance is kept in interest received in advance account for apportionment in the relevant year.

- F Profit/Loss on realization of investments is computed by taking weighted average book value as cost of investments except:
 - In respect of Government Securities/ Debentures/Bonds under Trading Portfolio, the profit/loss is worked out specific scrip wise.
 - In respect of Government Securities sold from Investment Portfolio, the profit/loss is worked out on first in first out basis (FIFO).
- G The Company follows the prudential norms prescribed by the Insurance Regulatory and Development Authority as regards asset classification, recognition of income and provisioning pertaining to loans/ advances/debentures
- H Investment in government securities, debt securities and redeemable preference shares are considered as held till maturity and valued at cost. However, in terms of Insurance Regulatory and Development Authority Regulations the premium paid at the time of



acquisition of securities is amortised over the residual period of maturity.

- I i. Investments in Mutual Funds are valued at Net Asset Value (NAV) as at the Balance Sheet date and the difference between cost/book value and NAV is accounted in Fair Value Change Account. In case of non-availability of latest NAV as at the balance sheet date, investment is shown at cost.
- ii. Investments in Venture Funds are valued at cost. If there is reduction in NAV, the same is charged to revenue and book value of investments is reduced accordingly. Any appreciation in NAV to the extent of loss earlier recognised, is taken to revenue. Wherever Net Asset Value as on Balance Sheet date is not available, latest available Net Asset Value is considered.
- J (i) In accordance with IRDA/F&I/INV/ CIR213/10/2013 dated 30th October 2013 for Valuation of Equity Portfolio, National Stock Exchange (NSE) is considered as Primary Stock Exchange and Bombay Stock Exchange (BSE) as Secondary Stock Exchange.
- Investment Portfolio in respect of equity/ equity related instruments is segregated into actively traded and thinly traded as prescribed by Insurance Regulatory and Development Authority Regulations. The shares are treated as actively traded or thinly traded by taking into consideration total traded transactions in the month of March on NSE and BSE.
- (ii) Actively traded equity/ equity related instruments are valued at the closing price at NSE or if the scrip is not traded at NSE, the scrip is valued at the closing price at BSE. The difference between weighted average cost and quoted value is accounted in Fair Value Change Account
- Exchange traded funds are valued as applicable to Equity portfolio. The difference between the weighted average cost and the quoted value is accounted in Fair Value change account.
- (iii) Investments in equity shares of companies outside India are valued at the last quoted price at the stock exchange of the respective Country.
- K Investment in thinly traded equity shares and unlisted equity shares are shown at cost. However, difference between cost and break-up value is provided for as diminution in value. If the break-up value is negative then the provision is made for the entire cost. Further, if the published accounts of an unlisted Company are not available for last three accounting years ending on or immediately preceding the date of working out diminution in value, then the provision is made for the entire cost.
- L In case of investment in listed and unlisted equity/ equity related instruments / preference shares where the value has been impaired on or before 31.03.2000, the historical/weighted average costs are not available with the Company. As a consequence, the carrying

value of such investments as on 01.04.2000 is presumed to be the historical/ weighted average cost .

- M Investments in listed equity/ equity related instruments/ preference shares made in those companies, which are making losses continuously for last 3 years and where capital is eroded, are considered to have impairment in value. Further, if the published accounts of a Company are not available for last three accounting years ending on or immediately preceding the date of working out impairment in value, it is presumed that the value of investment is fully impaired and is written off to a nominal value of ₹ 1/- per Company.
- I. Valuation of such investments is done as under:
- i) In respect of actively traded equity shares: - least of cost price, market price or break-up value provided break-up value is positive. However, if the break-up value is negative the nominal value is taken at Re. 1/- per Company.
- ii) In respect of other than actively traded equity shares: - lower of cost price or break-up value provided break-up value is positive. However, if break-up value is negative the nominal value is taken at Re.1/- per Company.
- iii) In respect of preference shares, if the dividend is not received for the last three years, such preference shares are written down to a value which will bear to its face value, the same proportion as value taken/ which would have been taken for writing down equity shares bears to the face value of the equity shares. However, if the equity shares are written down to Re.1/- per Company, preference shares are also written down to a nominal value of Re.1/- per Company.
- II. Once the value of investment in listed equity/ equity related instruments/ preference shares of a company is impaired in accordance with the above mentioned policy, the reversal of such impairment losses are not recognised in revenue/ profit and loss till such company achieves a positive net worth as per the latest available published accounts immediately preceding the date of working out the reversal. However, in respect of investments where the historical or weighted average cost is not available as mentioned in Policy No.13-L, reversal of impairment loss is carried out and recognised only to the extent of impairment losses accounted after 31st March 2000.
- N REVERSE REPO transactions are treated as secured lending transactions and accordingly disclosed in the financial statements. The difference between total consideration at the 1st and 2nd leg of the transaction is treated as interest income.
- O "Collateralized Borrowing and Lending Obligation" (CBLO), which is issued at discount to the face value, is treated as money market instrument as per Reserve Bank of India Notification. Discount earned at the time of lending through CBLO is shown as income, which is apportioned on time basis.



- P Un-realised gains / losses arising due to changes in the fair value of actively traded listed equity shares other than enumerated in Accounting Policy 13-L are taken under the head "Fair Value Change Account" and on realisation reported in profit and loss account.

Pending realisation, the credit balance in the "Fair Value Change Account" is not available for distribution.

15. Foreign Currency Transactions

- Reinsurance operations:
Revenue transactions of re-insurance in foreign currencies are converted at the average of buying and selling rates of exchange of each quarter in which they are accounted.
Monetary assets and liabilities of re-insurance in foreign currencies are converted at the closing rate.
- Foreign operations:
 - As per the Accounting Standard (AS) 11 "The Effects of Changes in Foreign Exchange Rates", foreign branches/agencies are classified as 'non-integral foreign operations'.
 - The assets and liabilities (including contingent liabilities), both monetary and non-monetary of the non-integral foreign operations are translated at the closing rate,
 - Income and expense items of the non-integral foreign operations are translated at the average exchange rate of the year.
 - Depreciation on fixed assets held in foreign branches and agencies is provided on written down rupee value at the year-end at the rates and in the manner as stated in "Depreciation" policy stated herein below.
 - All resulting exchange difference is accumulated in a foreign currency translation reserve until the disposal of the net investment.
- Foreign investments transactions during the year are converted at the exchange rates prevailing as on the last day of the month of purchase or sale.
- Other assets and liabilities in foreign currencies are converted at the average of buying and selling rates of exchange prevailing at the year end.
- The exchange gain/loss due to conversion of foreign currencies other than relating to non-integral foreign operations is taken to revenue(s) account and profit and loss account as applicable.

16. Fixed Assets

- Fixed assets are stated at cost less depreciation.
- The fixed assets are assessed for any indication that an asset is impaired. In case the recoverable amount of the fixed assets is lower than its carrying amount a provision is made for the impairment loss.
- Lease payment for assets taken on operating lease are recognized as an expense in the revenue(s) accounts and profit and loss account over the lease term.

17. Depreciation

- a. Depreciation on fixed assets is charged on Straight Line Method (SLM) as per the useful life prescribed under Schedule II of the Companies Act 2013 and the residual value of the asset shall be Re 1/-.
- b. Lease hold properties are amortised over the lease period.

18. Intangible Assets

Intangible assets are stated at cost of acquisition less accumulated amortisation. The same is amortised over a period of four years on straight line basis. Software development / acquisition costs, except those which meet the recognition criteria as laid down in Accounting Standard 26 (AS 26), are charged to revenue. Any additions to already existing assets are amortised prospectively over the remaining residual life of the assets.

19. Employee Benefits

Employee benefits comprise of both defined contributions and defined benefit plans.

Provident Fund is a defined contribution plan. Company's contribution towards provident fund is charged to the Profit and Loss Account and Revenue Accounts as applicable. Further Company has no further obligation beyond the periodic contributions.

Pension, Gratuity and Leave Encashment are defined benefit plans. The Company has incorporated a Pension Trust and Gratuity Trust. The Company's liability towards pension, gratuity and leave encashment is accounted for on the basis of an actuarial valuation done at the year end and is charged to revenue accounts and profit and loss account as applicable except in case of pension for the employee who joined from 1st April 2010 which is defined contribution plan wherein contribution towards pension fund is charged to the Profit and Loss Account and Revenue Accounts as applicable. Further, Company has no further obligation beyond the periodic contributions.

All short term employee benefits are accounted on undiscounted basis during the accounting period based on service rendered by the employees

20. Expenses of Management-Basis of Apportionment

Expenses of management including provision for bad and doubtful debts and exchange gain/loss, are apportioned to the revenue accounts on the basis of net premium

21. Segregation of Policy Holders and Share Holders funds:

Investment Assets includes Policyholders as well as Share holders. Investment assets are bifurcated at the end of each quarter between Shareholders and Policyholders at 'fund' level on notional basis in accordance with IRDAI guidelines.

22. Income from Investments -Basis of Apportionment

Investment Income (net of expenses) is apportioned between Shareholders' Fund and Policyholders' Fund in proportion to the balance of these funds at the beginning of the year.

Investment income (net of expenses) belonging to Policyholders is further apportioned to Fire, Marine and Miscellaneous segments in proportion to respective technical reserves balance at the beginning of the year .

Policy holders fund for this purpose consist of Estimated liability for outstanding claims including IBNR and IBNER, unexpired risk reserve (URR), Premium deficiency (if any), catastrophe reserve (if any) and Other Liabilities net of Other Assets (relating to policy holders) as per the guidelines of IRDAI; The residual consists of the Shareholder fund.

23. Taxation.

- Tax expense for the year, comprises current tax and deferred tax.
- Current income tax expense comprises taxes on income from operations in India and in foreign jurisdiction. Income tax payable in India is determined in accordance with the provisions of the Income Tax Act 1961. Tax expense relating to foreign operations is determined in accordance with tax laws applicable in countries where such operations are domiciled.
- Minimum Alternative Tax (MAT) paid in accordance with the tax laws, which gives rise to future economic benefits in the form of adjustment of future income tax liability, is considered as an asset if there is convincing evidence that the Company will pay normal income tax on future income. Accordingly, MAT is recognized as an asset in the Balance sheet when it is probable that the future economic benefit associated with it will flow to the Company and the asset can be measured reliably.
- A provision is made for deferred tax for all timing differences arising between taxable income and accounting income at currently enacted tax rates.
- Deferred tax assets are recognized only if there is a virtual certainty backed by convincing evidence that they will be realized and are reviewed for the appropriateness of their respective carrying values at each balance sheet date.



16 B. NOTES FORMING PART OF CONSOLIDATED FINANCIAL STATEMENTS AS ON MARCH 31, 2018

1. List of Entities consolidated and their respective share of Net Asset and Profit/Loss-

Name of the Entities	Net Worth		Share in Profit/(Loss)	
	Percentage of Net Assets	Amount (In,000) ₹	Percentage of Profit / Loss	Amount (In,000) ₹
Holding Company				
New India Assurance Company Limited	96.34	154122880	100.15	22002010
Subsidiaries Companies				
a. New India Assurance Company (Trinidad and Tobago) Limited	0.85	1360049	(0.57)	(124467)
b. Prestige Assurance plc. – Nigeria	0.40	645148	0.39	85716
c. The New India Assurance Co. (S.L) Ltd- Free Town, Sierra Leone	0.00	372	(0.00)	(37)
Share of Minority	(0.17)	(278953)	(0.03)	(6092)
Associates				
a. India International	2.44	3906774	0.13	28338
b. Health India TPA	0.14	220186	(0.07)	(15626)
	100.00	159976457	100.00	21969842
Summary of Position				
Share of Holding Company		159697504		21963751
Share of Minority		278953		6092
Total		159976457		21969842

- The accounts of subsidiary companies and the associate M/s India International Insurance Pte Ltd., Which are combined in the consolidated financial statements, are prepared on calendar year basis in accordance with the local requirements and these have been consolidated as such. There are no material changes during the quarter January 2018 to March 2018 requiring adjustments to the figures reported in the audited/ unaudited accounts as received.
- Since the accounts of subsidiary companies and associate as stated in Note (2) are prepared based on calendar year basis, the intra group balances have not been eliminated in full and the residual balances are retained in the respective head of accounts. The precise impact arising out of the above is presently not ascertainable.
- The accounts incorporate Audited accounts of Branches in Fiji, Thailand and unaudited accounts of Canada (run off) which are prepared on calendar year basis as per the requirement of local laws. There are no material changes for the quarter January 2018 to March 2018. The accounts of 2 run off Agencies (Colombo and Saudi Arabia) and one representative office at Myanmar have been incorporated on the basis of unaudited accounts.
- Land include book value ₹ 124.97 Lakhs (P.Y. book value ₹ 124.97 Lakhs) for which deed of conveyance yet to be executed and lease deed expired is ₹ 118.44 lakhs (P.Y. ₹ 118.44 lakhs). Building include book value ₹ 2066.95 lakhs (P.Y. ₹ 2066.95 lakhs) where registration formalities are yet to be completed / title deeds are not presently available. One property with a book value of ₹ 3.42 lakhs (P.Y. ₹ 3.42 lakhs) is in the possession of the company but occupied by inherent tenants. Twenty-nine properties with total book value of ₹ 163.61 lakhs (P.Y. ₹ 163.61 lakhs) are yet to be registered in the name of the company. Three Properties with book value of ₹ 332.48 lakhs (Previous Year NIL) are received from Tariff Advisory Committee and the registration formalities are pending.
- In accordance with the approval received from IRDAI, unearned premium reserve (UPR) in respect of domestic business towards segments other than Marine hull, has been computed on the basis of 1/365th method on the unexpired period of respective policies. The company is in the process of implementing systems and procedures to implement the IRDAI guidelines regarding following the 1/365 method in case of Foreign business and therefore the impact of pending compliance is presently not ascertainable. Systems and procedures in domestic business in few segments are also being strengthened to compute the UPR based on data input in the accounting systems of the company. In the opinion of the management the impact of pending compliances is not expected to be material.
- As certified by the Custodian, securities are held by the Company as on March 31, 2018 variations and other differences which include excess of market value as per the custodian as compared to books amounting to ₹ 412.21 lakhs are being reconciled, while shortages have been provided for. In the opinion of the management, these are not expected to have a material impact on the state of affairs of the Company.



8. (a) Provision for standard assets @ 0.40% amounting to ₹ 3715.15 lakhs (P.Y. ₹ 3730.22 lakhs) has been made as per Insurance Regulatory and Development Authority guidelines on (i) Term Loan (PFPS/DTL), (ii) Debentures, (iii) Infrastructure Investments, (iv) Bonds/Debentures of HUDCO, (v) Bonds/Debentures of Institutions accredited to NHB and (vi) Govt. Guaranteed Bonds/Securities (vii) Housing and Firefighting Loans to State Governments (Viii) Debtors.
- (b) The amount of total corporate debt/loans etc. restructured under various categories are being compiled during the year, the Company has undertaken restructuring as under:

Sr. No.	Particulars	Current Year (₹ in Lakhs)	Previous Year (₹ in Lakhs)
	Total amount of assets subjected to restructuring	Nil	844.24
	The break-up of the same is given here under:		
(i)	Total amount of standard assets subjected to restructuring	Nil	268.62
(ii)	Total amount of sub-standard assets subjected to restructuring	Nil	Nil
(iii)	Total amount of doubtful assets subjected to restructuring	Nil	575.62
	Total	Nil	844.24

- (c) Details of Non-Performing Assets (NPA):

- i) Details of Non-Performing Assets (NPA)

Sr. No.	Particulars	Current Year (₹ in Lakhs)	Previous Year (₹ in Lakhs)
(i)	Opening Balance	10868.22	11501.04
(ii)	Additions during the Year	NIL	Nil
(iii)	Reductions during the Year	1669.72	632.82
(iv)	Closing Balance	9198.50	10868.22
	Percentage of Net NPAs to Net Assets	0.00%	0.00%

- ii) Details of Provisions on NPA (other than standard provisions)

Sr. No.	Particulars	Current Year (₹ in Lakhs)	Previous Year (₹ in Lakhs)
(i)	Opening Balance	10868.22	11501.04
(ii)	Incremental Provision during the Year	(1669.72)	(632.82)
(iii)	Closing Balance	9198.50	10868.22

9. Short-term Investments (Schedule - 8) in debentures and other guaranteed securities include those, which are fully repayable in the next year. As regards those debentures and other guaranteed securities, which have fallen due and remain unpaid as on March 31, 2018, they have been shown under long-term investments, as their realizability is unascertainable. However, necessary provision, wherever required, has been made.
10. As required IRDAI circular no. IRDA/F&I/CIR/CMP/174/11/2011 dated 14.11.2010, age-wise analysis of unclaimed amount of the policyholders amounting to ₹ 11731.51 lakhs (P.Y. ₹ 13875.41 lakhs) at the year ended March 31, 2018 representing the excess premium collected, refund premium and the amount lying in stale cheque accounts and unclaimed amount towards claim is as under:

(₹ in Lakhs)

Particulars	Total Amount	1-6 Months	7-12 Months	13-18 Months	19-24 Months	25-30 Months	31-36 Months	Beyond 36 Months
Claims settled but not paid to policyholders / insured due to any reason except under litigation from insured / policyholders	0.00	0.00	0.00	0.00	0.00	0.00	0.00	0.00
Sum due to the insured / policyholders on maturity or otherwise	0.00	0.00	0.00	0.00	0.00	0.00	0.00	0.00



Any excess collection of premium / tax or any other charges which is refundable to the policyholders either as terms of conditions of the policy or as per law or as may be directed by the Authority but not refunded so far	7185.41	1223.50	445.94	354.57	267.96	313.58	274.81	4305.04
Cheques issued but not encashed by the policyholder / insured	3728.48	60.24	161.07	102.03	94.73	106.16	206.48	2997.31

Further as per the IRDA circular no IRDA/F&A/CIR/CPM/134/07/2015, Company has invested the above said total amount of ₹ 11731.51 lakhs (P.Y. ₹ 13875.41 lakhs) in fixed deposit and interest credited of ₹ 781.40 lakhs (P.Y. ₹ 0.20 lakhs) on such Fixed deposit has been allocated to the fund amount.

11. Prior period items have been included in the respective heads amounting to ₹ 618.08(Debit) and ₹ 2585.30 (credit) [P.Y. ₹ 223.12 lakhs (Debit)] consisting of the following: -

(₹ in Lakhs)

Sr. No.	Particulars	Current Year		Previous Year	
		Debit Amount	Credit Amount	Debit Amount	Credit Amount
1	Premium	-	2112.00	-	-
2	Commission	-	-	-	-
3	Claims	-	473.30	-	-
4	Expenses	618.08	-	223.12	-
5	Income	-	-	-	-
	Total	618.08	2585.30	223.12	-

12. Disclosure as required by Accounting Standards (AS) :

A. Related party disclosures as per Accounting Standard 18

1) Company's related parties

a) Associates:

- i) India International Insurance Pte. Ltd., Singapore.
- ii) Health Insurance TPA of India Ltd., Mumbai, India

b) Key management personnel of the Company: -

Name of person	Role/Designation	Upto
Mr. G. Srinivasan	Chairman cum Managing Director	
Mr. Hemant G. Rokade	Director & General Manager	
Ms. T.L.Alamelu	Director & General Manager	May-17
Mr. C. Narambunathan	General Manager & Financial Advisor	
Mr. S. Pradhan	General Manager	
Mr. Rakesh Kumar	General Manager & Chief Marketing Officer	May-17
Ms Tajinder Mukherjee	General Manager & Chief Underwriting Officer	
Ms S.N. Rajeswari	General Manager & CFO	
Mr. Renjith Gangadharan	General Manager & Chief Marketing Officer	
Mr. R. M. Singh	General Manager	
Mr. J. K. Garg	General Manager	
Mr. S. Shankar	General Manager & Chief Risk Officer	



Mr.Sharad Ramnarayanan	Appointed Actuary	
Mr. S. Harinath	Chief Investment Officer	Jan-18
Mr. M.S.Joshi	Chief Investment Officer	
Mr. S. Harinath	Chief Investment Officer	
Mr. R. P. Joshi	Chief Manager (Chief of Internal Audit)	
Ms Jayashree Nair	Company Secretary & Chief Compliance Officer	
Prestige Assurance Plc. – Nigeria		
Dr. Balla Swammy	Managing Director /CEO	
Mr. Sarbeswar Sahoo	ED (Operations)	
Mr.Raja Vadlamudi	DGM Technical	
Ms. Josephine Gbuji	AGM-Business Dev.	
Mr. Emmanuel Oluwadare	CFO	
The New India Assurance Co. (T & T) Ltd. – Port of Spain, Trinidad & Tobago		
SRINIVASAN GOPALAN	CHAIRMAN	
AMIT MISRA	MANAGING DIRECTOR	
KEITH SIRJU	DIRECTOR	
HOLLISTER, HORACE BROOMES	DIRECTOR	
JAGDEESH SIEWRATTAN	DIRECTOR	

2. Transactions with related parties:

Sr. No.	Nature of Relationship	Nature of Transaction	Current Year (₹ in Lakhs)	Previous Year (₹ in Lakhs)
i)	Associates	Premium on Reinsurance Accepted	792.32	723.94
		Commission on Reinsurance Accepted	(141.39)	(123.73)
		Claims Paid	(493.27)	(952.37)
		Dividend income received (III Singapore)	465.87	480.77
		Additional Equity Infusion (Health TPA of India)	1187.50	NIL
		TPA fees paid (Health TPA of India)	271.14	92.60
ii)	Key Management Personnel	Salary and allowances	637.79	510.93

B. Disclosure as per Accounting Standard 20 - "Earnings Per Share":

Particulars	Current Year	Previous Year
Net profit attributable to shareholders (₹ In Lakhs)	220091.98	100793.15
Weighted average number of equity shares issued (Previous year face value of share ₹ 10/- each)	809403000	400000000
Basic and diluted earnings per share of ₹ 5/- each (₹)	27.06	13.07

The company does not have any outstanding diluted potential equity share. Consequently, the basic and diluted earnings per share of the company remain the same.

C. Taxation:

Income Tax:

- Provision for Tax - Current Tax shown in Profit & Loss Account includes ₹ 3854.94 lakhs (P.Y. ₹ 1039.72 lakhs) relating to foreign taxes.
- The Income Tax Assessments of the Company have been completed up to assessment year 2015-16. Major disputed demands are in respect of profit on sale of investment, expenses paid to Auto tie-up dealers and related exemptions from tax liability. Based on the decisions of the appellate authority, the interpretations of the relevant provisions, the Management is of the opinion that the demands are likely to be either deleted or substantially reduced and accordingly



no provisions have been made for the same. A demand of ₹45531.97 lakhs was raised for the Assessment year 2015-16.

iii. Deferred Taxes:

The major components of temporary differences resulting into deferred tax assets are as under:

Particulars	Current Year (₹ in Lakhs)	Previous Year (₹ in Lakhs)
Fixed Assets	(1922.68)	(849.48)
Leave Encashment	23242.3	23093.23
Estimated Disallowance u/s 40(a)(ia)	34.94	34.61
Gratuity	-	-
LTS	-	-
Total	21354.56	22278.36

Notes:

- (1) A sum of ₹ 923.80 lakhs (Previous year increase of ₹ 565.10 lakhs) has been debited to the Profit & Loss Account on account of decrease in deferred assets during the year.
- (2) On prudence basis recognition of deferred tax asset on unabsorbed depreciation and carry forward losses has not been given effect in the books of account.
- (3) Above deferred tax asset does not include impact of deferred tax in respect of operations of foreign branches.
- (4) The company continues to recognise the deferred tax asset as hitherto, as in the opinion of the management there are sufficient evidences to establish the virtual certainty of realisation of the DTA from the future taxable profits.

D. Accounting Standard 15 – Employee Benefits

The details of employee benefits for the period on account of gratuity, superannuation which are funded defined employee benefit plans and encashment which is an unfunded defined benefit plan are as under:

(₹ in Lakhs)

	Components of employer expense	Funded				Unfunded	
		Pension		Gratuity		Encashment	
		C.Y.	P.Y.	C.Y.	P.Y.	C.Y.	P.Y.
I.	Total expense recognized in the statement of Profit and Loss Account						
A	Current Service Cost	10,259	10,138	1,986	2,110	1,066	1,048
B	Interest Cost	25,359	29,272	8,079	9,084	5,011	5,199
C	Expected Return on Plan Assets	(23,476)	(24,922)	(8,039)	(7,640)	-	-
D	Curtailment Cost/(Credit)	-	-	-	-	-	-
E	Settlement Cost/(Credit)	-	-	-	-	-	-
F	Past Service Cost	-	-	-	-	-	-
G	Actuarial Losses/(Gains)	4,995	462	(4,741)	(941)	2,165	3,979
H	Amortised/(Deferred) Cost	17,094	17,094	4,349	4,349	-	-
I	PSC Recognized during the period	-	-	6,978	-	-	-
J	Total expense recognized in the statement of Profit and Loss Account	34,231	32,044	8,612	6,962	8,242	10,226
II.	Actual Returns for the year 2017-18	27,196	26,290	8,611	8,230	-	-
III.	Net Asset/(Liability) recognized in Balance Sheet at 31.03.2018						
	Components	Funded				Unfunded	
		C.Y.	P.Y.	C.Y.	P.Y.	C.Y.	P.Y.
A	Present Value of Defined Benefit Obligation	3,47,643	3,51,235	1,37,341	1,07,582	66,513	66,728
B	Fair Value of Plan Assets	3,35,006	3,25,159	1,06,520	1,00,619	-	-
C	Status (Surplus/Deficit)	(12,637)	(26,076)	(30,821)	(6,963)	(66,513)	(66,728)
D	Unrecognized Past Service Cost	691	17,785	26,774	4,350	-	-



E	Net Asset / (Liability) recognized in Balance Sheet	(11,946)	(8,291)	(40,47)	(2,613)	(66,513)	(66,728)
---	---	----------	---------	---------	---------	----------	----------

IV.	Change in Defined Benefit Obligation during the year						
A	Past value of the Defined Benefit Obligation at the beginning of the period	3,51,235	3,72,896	1,07,582	1,13,689	66,728	65,070
B	Current Service Cost	10,259	10,138	1,986	2,110	1,066	1,048
C	Interest Cost	25,359	29,272	8,079	9,084	5,011	5,199
D	Curtailment Cost/(Credit)	-	-	-	-	-	-
E	Settlement Cost/(Credit)	-	-	-	-	-	-
F	Plan Amendments	-	-	-	-	-	-
G	Acquisitions	-	-	-	-	-	-
H	Actuarial Losses/(Gains)	8,715	1,830	(4,169)	(351)	2,165	3,979
I	Asset Loss / (Gain)	-	-	-	-	-	-
J	Benefits Paid	(47,925)	(62,901)	(9,889)	(16,950)	(8,457)	(8,568)
K	Present Value of Defined Benefit Obligation at the end of the period	3,47,643	3,51,235	1,37,341	1,07,582	66,513	66,728

V	Change in Fair Value of Plan Asset during the year						
A	Plan Assets at the beginning of the period	3,25,159	3,17,484	1,00,619	95,617	-	-
B	Acquisition Adjustment	-	-	-	-	-	-
C	Expected return on Plan Assets	23,476	24,922	8,039	7,640	-	-
D	Asset (Losses)/Gains	3,720	1,368	572	590	-	-
E	Actual Company Contributions	30,576	44,286	7,179	13,722	-	-
F	Benefits Paid	(47,925)	(62,901)	(9,889)	(16,950)	-	-
G	Plan Assets at the end of the period	3,35,006	3,25,159	1,06,520	1,00,619	-	-

VI.	Transitional Provisions						
	(Income)/Expense to be recognised	34,231	320.44	26,774	69.62	-	-

VII.	Actuarial Assumptions						
A	Discount Rate (%)	7.88%	7.22%	7.51%	7.51%	-	-
B	Expected Return on Plan Assets (%)	7.88%	7.22%	7.99%	7.51%	-	-
C	Rate of escalation in salary	3.50%	3.50%	3.50%	3.50%	-	-

VIII.	Major Category of Plan Assets as % of the Total Plan Assets as at 31.03.2018						
A	Government Securities	50.97%	47.29%	46.81%	47.02%	-	-
B	High Quality Corporate Bonds	39.07%	43.25%	36.27%	43.25%	-	-
C	Others	9.96%	9.46%	16.92%	9.73%	-	-

IX.	Basis used to determine the expected rate of return on plan assets	The expected rate of return on plan assets is based on the current portfolio of the assets, investment strategy and the market scenario, in order to protect capital and optimize returns within acceptable risk parameters, the plan assets are well diversified.
------------	---	--

E. Accounting for Lease (AS-19)

The Company's Office Premises and Residential flats for employees are obtained on operating lease and are renewable / cancellable at mutual consent. There are no restrictions imposed by lease agreements. Lease terms are based on individual agreements. Significant leasing arrangements are in respect of operating lease for premises. Aggregate lease rentals amounting to ₹ 13632.24 lakhs (P.Y. ₹ 11313.03 lakhs) in respect of obligation under operating lease are charged to Revenue Account.

F. Impairment of Assets (AS-28)

During the year, the Company has reviewed its fixed assets for impairment. In the opinion of the management no provision for impairment loss is considered necessary. However, impairment assessment as required by AS-28 would be done in due course.



13. a) With the amendment in The payment of Gratuity Act, 2018, the limit of payment of gratuity is enhanced from ₹ 10 lakhs to ₹ 20 lakhs with effect from March 28, 2018, resulting in to additional liability. In terms of requirement of the Accounting Standard (AS-15) Employee Benefits, the entire additional liability of ₹ 33752.23 Lakhs for gratuity is required to be charged to the Profit & Loss Account. However, vide circular communications ref IRDA/F&A/GNA/LR/002/2018-19/23 dated 01/05/2018, IRDAI has permitted the amortization of expenditure relating to additional liability towards gratuity over a period of five years commencing from FY 2017-18. Accordingly the company has recognized the additional liability and an amount of ₹ 6750.45 lakhs is charged to the revenue in the current year and the balance amount remaining to be amortized in next years is ₹ 27001.78 lakhs.
- b) The Pension Scheme 1995 has been extended to PSU officers and staff members who joined until 31.03.2010, by virtue of the Gazette Notification no. 233(E), 234(E) and 235(E) dated 23.01.2016, The incremental liability towards pension arising out of the above extension has been arrived at ₹ 1727.00 lakhs based on actuarial valuation.
- In terms of requirement of the Accounting Standard (AS-15) Employee Benefits, the entire amount of ₹ 1727.00 lakhs for pension is required to be charged to the Profit & Loss Account. However, IRDA vide Circular ref IRDA/F&A/CIR/ACTS/077/04/2016 dated 18.04.2016 has permitted the amortization of expenditure relating to the additional liability over a period of five years commencing from FY 2015-16 and accordingly an amount of ₹ 345.40 lakhs is charged to the revenue in the current year and balance amount remaining to be amortized in next two years is ₹ 690.80 lakhs for pension.
14. The management is currently in the process of identifying enterprises which have been providing goods and services to the Company which qualify under the definition of medium and small enterprises as defined under Micro, Small and Medium Enterprises Development Act, 2006. Accordingly, the disclosure in respect of the amount payable to such Micro, Small, and Medium Enterprises as at March 31, 2018 has not been made in the financial statements. However, in view of the management, the impact of interest, if any, that may be payable in accordance with the provisions of the Act is not expected to be material.
15. "Foreign Exchange Reserve Account" is increased by ₹ 14584.04 Lakhs (Credit) due to depreciation of foreign currency under the following heads (P. Y. ₹ 19047.08 Lakhs (Debit)) consisting of the following:

(₹ in Lakhs)

Sr. No.	Particulars	Current Year		Previous Year	
		Debit Amount	Credit Amount	Debit Amount	Credit Amount
1	Head Office Account	-	14584.04	19047.08	
2	Outstanding claims	-	-	-	-
3	Fixed assets	-	-	-	-
	Total	-	14584.04	19047.08	

16. **Penalty**

As per IRDAI Circular No 005/IRDA/F&A/CIR/MAY-09 dated May 07, 2009, below table mentions the details of the penalty imposed by various regulators and Government authorities during the year:

No.	Authority	Non-Compliance/ Violation	₹ in Lakhs		
			Penalty Awarded	Penalty Paid	Penalty Waived/ Reduced
1	Insurance Regulatory and Development Authority / TAC	NIL	Nil	Nil	Nil
2	Service Tax Authorities	Nil	Nil	Nil	Nil
3	Income Tax Authorities	Nil	Nil	Nil	Nil
4	Any other Tax Authorities	Nil	Nil	Nil	Nil
5	Enforcement Directorate/ Adjudicating Authority/ Tribunal or any Authority under FEMA	Nil	Nil	Nil	Nil
6	Registrar of Companies/ NCLT/CLB/ Department of Corporate Affairs or any Authority under Companies Act, 1956	Nil	Nil	Nil	Nil
7	Penalty awarded by any Court/ Tribunal for any matter including claim settlement but excluding compensation	Nil	Nil	Nil	Nil
8	Securities and Exchange Board of India	Nil	Nil	Nil	Nil



9	Competition Commission of India	Refer note below	Nil	Nil	Nil
10	Any other Central/State/Local Government / Statutory Authority	Nil	Nil	Nil	Nil

Note: The Company received an order from Competition Commission of India imposing a penalty of ₹ 25107 lakhs in 2015-16. The Company contested against the order in Competition Appeal Tribunal and the Tribunal awarded penalty of ₹ 20 lakhs as against ₹ 25107 lakhs of CCI order. The penalty was paid in January 2017. CCI has appealed against the order of the Tribunal at the Apex Court and the case has been admitted in the Apex Court in March 2017.

17. During the year the Company had fully reversed the Equalization Reserve in respect of London Branch which was required by the UK Regulations for the time being in force. The same is now not required to be maintained by the Regulation. The closing balance as at the end of 2016-17 stood at ₹ 8900.18 lakhs (GBP 11 million).

Further, in accordance with Oman Insurance Company Law, company has created contingency reserve for claims for Muscat agency for 5 million Omani Riyal. The reserve stood at ₹ 8463.64 lakhs as on 31.03.2018 due to currency fluctuation.

18. a) The balance appearing in the amount due to/ due from persons or bodies carrying on insurance business including reinsurance business, terrorism Pool and Nuclear Pool with GIC Re, are subject to confirmation/ reconciliation and consequential adjustments if any. These balances include ₹ 200927.19 lakhs (Net) Dr. comprising of debit balances of ₹ 435682.93 lakhs and credit balances of ₹ 234755.73 lakhs against which party-wise balances in the records indicate (Dr.) of ₹ 329652.55 lakhs relating to 1004 parties and (cr.) of ₹ 128725.35 lakhs relating to 877 parties. Precise gross debit and gross credit balances against each of such parties and age-wise analysis of these balances are also being compiled. These balances include old cases including migration differences which supporting records are being identified and necessary action is being taken. The impact of the above, if any, on the financial statements are unascertainable. However the company has maintained a provision of ₹ 10414.56 Lakhs up-to March 31, 2018 towards doubtful debts as a prudent measure.

- b) The company has continued to recognize Facultative inward reinsurance premium in cases where the premium payment warranty period has expired and the company has continued to run the risk during the year. However the receivables on this account amounting to ₹ 708.27 lakhs are subject to confirmation and subsequent adjustments if any required shall be carried out in due course.

- c) In case of Co-insurance balances, the reconciliation and settlement process to clear the balances is in progress, the Company has continued its exercise of reconciliation and settlement with other Companies and have reduced the net receivable balances without PMFBY (Pradhan Mantri Fasal Bima Yojna) from ₹ 14539 lakhs (March 2017) to ₹ 3313 lakhs as at March 31, 2018. In case of balances with PSUs, while the receivables have been brought down by ₹ 20939 lakhs during 2017-18 as compared to 2016-17, the payable balances in respect of PSUs have also been brought down by ₹ 8397 lakhs during 2017-18 as compared to 2016-17.

During the year 2017-18, the Company has settled the receivable balances of ₹ 71842 lakh and payable balances of ₹ 105971 lakh from the Corporate office as a special drive apart from the settlements at operating offices level. As on March 31, 2018, there is a net Credit balance of ₹ 48904.50 lakh with PMFBY comprising of ₹ 82898.89 lakh (Dr) and ₹ 131804.39 lakh (Cr); and net debit balance of ₹ 3312.92 lakh with other than PMFBY comprising of ₹ 19520.38 lakh (Dr) and ₹ 16207.45 lakh (Cr). The net balance outstanding as on March 31, 2017 were ₹ 35694.27 lakh (Dr) with PMFBY and ₹ 14538.99 lakh (Dr) without PMFBY.

- d) The reconciliation of various accounts relating to inter-office accounts related to domestic and foreign operations amounting to ₹ 43332.42 lakhs (Debit), (P.Y. ₹ 25192.25 lakhs (Debit)), Control Accounts, treaty suspense account old balances appearing in legacy software, sundries and suspense, few Bank Accounts, loans, other assets and other liabilities etc. is under progress. The impact of the above, if any, on the financial statements are unascertainable.

- e) In case of Fasal Bima Yojna, Enrolment data and premium data as per Banks is to be reconciled with data as per the Central/ State Government portal. Accounting of premium as well as reinsurance accounts, has been done based on portal data after giving effect of reconcilable items. Since No claims have been reported and no actual yield data is available relating to the year 2017-18, provision for outstanding claims has been made based on IBNR claims as assessed by the Actuary. Necessary adjustments relating to the above are to be carried out in due course.

- f) In view of various accounts being reconciled and balances under confirmation, the effect of such pending reconciliation on compliance of various provisions relating to TDS, service tax and GST and interest thereon has been ensured to the extent of available information and necessary adjustments /payments of any liability arising out of such reconciliation is to be done in due course.

- g) The company has been undertaking restatements of monetary assets and liabilities denominated in Foreign currencies in accordance with the accounting policy followed except for the balances in treaty suspense due to absence of adequate details/ reconciliation. The effect of such restatement on the balances of other debtors/creditors which are to be reconciled and confirmed is to be ascertained in due course.

19. Reinsurance acceptance transactions pertaining to the year have been booked for advices received up to April 13, 2018.



20. Receipts & Payments Account / (Cash Flow Statement) have been drawn under "Direct Method" as required by Part I of Schedule B of the regulation. However, the same is subject to reconciliation of various inter office and other accounts including few Bank Accounts.
21. The company is in the process of updating the fixed asset register with reference to full particulars, quantitative details and location thereof. Further, physical verification of fixed assets in respect of some locations is in progress.
22. The company at its Curacao Branch has a receivable from the agent amounting to Nafls 7669884 equivalent to ₹ 2800.26 lakhs as at March 31, 2018 out of which an amount equivalent to Nafls 5596584 Equivalent to ₹ 2043.30 lakhs is due for more than 90 days. The company has been taking efforts to recover the amount from the agent and is hopeful of recovery and signed an agreement in this regard. There is no collateral in place. As a prudent measure a provision of Nafls. 1380455 equivalent to ₹ 504 lakhs as at March 31, 2018 is carried in the accounts
23. The company is in the process of strengthening internal controls and Internal Audit specially in area of data input and validation in soft-wares , Reinsurance accounts, PMFBY and other Government sponsored Health schemes to ensure the compliance of laid down operational guidelines.
24. In accordance with the provisions of the Companies Act, 2013, the Company had to spend an amount of ₹ 2281 lakhs for the financial year 2017-18 towards Corporate Social Responsibility. During the year an amount of ₹ 1350.87 lakhs has been spent against the total sanction of ₹ 1680.10 lakhs. The balance could not be spent as various projects are in the completion stage.
25. Unexpired premium reserve at revenue segment level is found to be sufficient to cover the expected claim cost as certified by the appointed actuary and the claims related expenses as estimated by the management. Hence, no premium deficiency reserve is required to be provided during the year.
26. The company has a fraud monitoring cell which monitors the external frauds reported to the company. As per the assessment made by the Cell, there were no matters related to external frauds reported during the year which required any adjustments to the financial statements of the company. Matters related to employees of the company are dealt with by the vigilance department and are kept confidential. In the opinion of the management there were no such matters that came to notice which required either disclosure or adjustments to the financial statements of the company.
27. ₹ 2171.34 Lakh has been withheld / deducted by Govt of Rajasthan under Bhamashah Health Insurance Scheme towards rejection of claims under the scheme and related matters, the company has since paid the underlying claims the company is in process of getting the same refunded by the Government of Rajasthan and no provision is required against the same.
28. The Board of Directors at their meeting approved an Interim dividend of 75% during for FY 2017-18 which was duly paid in February 2018. Further a Final dividend of 100 % of the paid up capital of the company subject to the approval of the members at the ensuing Annual General Meeting. In terms of revised Accounting Standard (AS) 4 Contingencies and Events occurring after the Balance Sheet date as notified by the Ministry of Corporate Affairs through the amendments to the Companies (Accounting Standard) Rules 2016, the company has not appropriated proposed dividend (including tax) amounting to ₹ 49668.78 lakhs from the Profit & Loss Account for the year ended on March 31,2018.
29. Previous year figures have been regrouped / rearranged, wherever necessary.



16 C. Disclosures Forming Part of Consolidated Financial Statements

(₹ in lakhs)

Sr. No	Particulars	Current Year	Previous Year
	Disclosures made in respect of Contingent Liabilities includes those of subsidiaries. Other disclosures forming part of accounts are in respect of Holding Company as there are no other significant items to be disclosed in respect of subsidiaries and disclosures in terms of IRDAI guidelines are not applicable to subsidiaries incorporated outside India.		
1	The details of contingent liabilities are as under:		
	(a) Partly-paid up investments	1,939.52	4,688.72
	(b) Underwriting commitments outstanding	-	-
	(c) Claims, other than those under policies, not acknowledged as debts	1,747.65	835.28
	(d) Guarantees given by or on behalf of the Company	5,452.41	170.94
	(e) Statutory demands/liabilities in dispute not provided for	3,21,200.37	2,67,734.23
	(f) Reinsurance obligations to the extent not provided for in accounts	-	-
	(g) Others (matters under litigation) to the extent ascertainable	1,562.90	4,747.94
	(h) Potential Tax Liability towards distribution received from Venture Fund	1,540.41	1,540.41
	(i) Policy Holders unclaimed amounts transferred to Senior Citizen Welfare Fund	414.31	-
2	The details of encumbrances to the assets of the Company are as under:		
	(a) In India	6,317.33	5,123.33
	(b) Outside India	2,741.73	2,638.92
3	Commitment made and outstanding for Loans Investments and Fixed Assets	2,981.55	13,161.63
4	Claims, less reinsurance, paid to claimants:		
	(a) In India	13,00,920.00	12,54,574.91
	(b) Outside India	2,07,924.68	1,98,818.08
5	Claim liabilities where claim payment period exceeds four years.	-	-
6	Amount of claims outstanding for more than six months (Gross Indian)	9,41,425.78	8,64,304.22
	No. of Claims	1,51,563	1,62,425
	Amount of claims outstanding for less than six months (Gross Indian)	290,335.99	2,66,036.25
	No. of Claims	1,33,157	1,41,933
	Total amount of claims outstanding (Gross Indian)	12,31,761.77	11,30,340.47
	Total No. of claims outstanding	2,84,720	3,04,358
7	Premiums, less reinsurances, written from business		
	(a) In India	18,09,486.47	15,76,548.63
	(b) Outside India	2,86,148.96	2,82,543.04
8	The details of contracts in relation to investments, for		
	Purchases where deliveries are pending	-	37.20
	Sales where payments are overdue	-	-
	Sales where deliveries are pending	2,093.23	2,200.72
9	Amount of Claims settled and remaining unpaid for a period of more than six months as on balance sheet date are as under:	-	-
	No. of claims	-	-
10	Investments made in accordance with statutory requirements are as under:		
	(a) In India- Under Sec.7 of Insurance Act 1938	-	-
	(b) Outside India- Statutory Deposits under local laws	70,272.84	81,529.06
11	Segregation of investments into performing and non-performing investments where NPA Provision is required as per IRDA Guidelines is as under:		
	Performing (Standard) Investments	9,28,786.49	9,32,554.73
	Non Performing Investments	9,198.50	10,868.22
	Total Book Value (Closing Value)	9,37,984.99	9,43,422.95

12 All significant accounting policies forming part of the financial statements are disclosed separately.

13 Operating expenses relating to insurance business are apportioned to the revenue account on the basis of Net premium.

14 In compliance of section 197 of the Companies Act 2013, the total managerial remuneration paid to its Directors including Managing Director, Whole Time Directors, and Managers in respect of Financial Year 2017-18, does not exceed 11% of Net Profit of the Company.



- 15 The Company does not have Real Estate Investment Property.
- 16 Sector-wise break-up of gross direct premium written in India is as under:

Sector	Current Year			Previous Year		
	₹ in Lakhs	Percentage	Number of Policies/ lives	₹ in Lakhs	Percentage	Number of Policies/ lives
Rural	418024.03	18.40	6435286 (Policies)	292535.00	15.30	466219(Policies)
PMFBY	169889.64	7.48	2907094	104642.00	5.47	355474
Social	187939.30	8.27	441716063 (Lives)	53094.60	2.78	254418431(Lives)
Others	1496023.14	65.85		1461197.63	76.44	
Total	2271876.11	100.00		1911469.23	100.00	

17 Performance Ratios

i) Gross Premium Growth Rates :

SEGMENT	Gross Direct Premium (₹ in Lakhs)						Growth Rate (%)					
	Current Year			Previous Year			Current Year			Previous Year		
	Indian	Foreign	Global	Indian	Foreign	Global	Indian	Foreign	Global	Indian	Foreign	Global
Fire	208256.59	65973.98	274230.57	182428.22	72725.21	255153.43	14.16	-9.28	7.48	7.83	-15.21	0.08
Marine Cargo	34991.71	3348.74	38340.45	34175.55	3749.99	37925.54	2.39	-10.70	1.09	2.04	-18.07	-0.37
Marine Hull	25009.20	766.85	25776.05	26827.04	1655.45	28482.49	-6.78	-53.68	-9.50	-5.08	44.24	-3.15
Marine Total	60000.91	4115.59	64116.50	61002.59	5405.44	66408.03	-1.64	-23.86	-3.45	-1.22	-5.58	-1.59
Motor	909488.74	128277.70	1037766.44	760067.17	126341.64	886408.81	19.66	1.53	17.08	23.04	0.94	19.32
Personal Accident	46478.74	1921.24	48399.98	37551.35	2151.81	39703.16	23.77	-10.72	21.90	78.15	17.13	73.26
Aviation	12564.30	0.00	12564.30	12451.28	0.00	12451.28	0.91	-	0.91	8.69	-	8.69
Engineering	44506.20	4099.92	48606.12	49935.58	8030.32	57965.90	-10.87	-48.94	-16.15	1.06	-7.81	-0.27
Health	700836.59	17113.28	717949.87	595961.06	12536.83	608497.88	17.60	36.50	17.99	22.93	10.48	22.65
Liability*	37278.84	12083.05	49361.89	35284.02	13274.02	48558.04	5.65	-8.97	1.66	18.48	-10.76	8.74
Crop	172002.06	0.00	172002.06	104641.70		104641.70	64.37	-	64.37	64.37	-	64.37
Others	80463.14	10470.11	90933.25	72146.26	7857.14	80003.40	11.53	33.26	13.66	11.53	33.26	13.66
Misc sub Total	2003618.61	173965.30	2177583.91	1668038.42	170191.75	1838230.17	20.12	2.22	18.46	29.91	0.18	26.43
Grand Total	2271876.11	244054.87	2515930.98	1911469.23	248322.40	2159791.63	18.85	-1.72	16.49	26.17	-5.00	21.59

*Liability includes Workmens' compensation

ii) Gross Direct Premium to Net Worth Ratio: (₹ in Lakhs)

Particulars	Current Year	Previous Year
a. Gross Direct Premium	2515930.98	2159791.63
b. Net Worth	1541228.80	1102328.26
Gross Direct Premium to Net Worth Ratio (Times) (a/b)	1.63	1.96

iii) Growth Rate of Net Worth: (₹ in Lakhs)

	Current Year	Previous Year	Growth (CY)	Growth (PY)	Growth % (CY)	Growth % (PY)
Net Worth	1541228.80	1102328.26	438900.54	120135.05	39.82	12.23

iv) Net Retention Ratio : Indian

Segment	Current Year (₹ in Lakhs)			Previous Year (₹ in Lakhs)		
	Gross Written Premium	Net Written Premium	Net Retention Ratio (%)	Gross Written Premium	Net Written Premium	Net Retention Ratio (%)
Fire	217328.58	85817.29	39.49	191209.97	89360.27	46.73
Marine Cargo	35160.66	28731.61	81.72	34111.55	27412.93	80.36
Marine Hull	25359.22	5389.73	21.25	27406.33	1758.40	6.42
Marine Total	60519.88	34121.34	56.38	61517.88	29171.32	47.42
Motor	909488.74	863449.86	94.94	764666.22	725748.89	94.91
Personal Accident	46574.61	43880.68	94.22	38031.38	35977.14	94.60
Aviation	12952.35	1142.98	8.82	13122.21	1096.72	8.36
Engineering	47873.95	29850.93	62.35	53120.06	28671.98	53.98



Health	700836.59	621782.32	88.72	595961.06	540936.19	90.77
Liability*	35694.74	23734.12	66.49	37424.02	28009.01	74.84
Crop	178448.90	38685.83	21.68	125040.98	38557.78	30.84
Others	85516.29	67021.12	78.37	73204.37	59019.32	80.62
Misc sub Total	2017386.17	1689547.84	83.75	1700570.30	1458017.03	85.74
Grand Total	2295234.63	1809486.47	78.84	1953298.16	1576548.63	80.71

*Liability includes Workmens' compensation

Net Retention Ratio : Foreign

Segment	Current Year (₹ in Lakhs)			Previous Year (₹ in Lakhs)		
	Gross Written Premium	Net Written Premium	Net Retention Ratio (%)	Gross Written Premium	Net Written Premium	Net Retention Ratio (%)
Fire	161421.09	110179.10	68.26	156829.71	111361.13	71.01
Marine Cargo	4045.34	3511.34	86.80	4550.24	4353.68	95.68
Marine Hull	3914.32	3318.99	84.79	3944.00	2999.62	76.06
Marine Total	7959.66	6830.33	85.81	8494.24	7353.30	86.57
Motor	131554.74	114119.75	86.75	127946.04	113095.54	88.39
Personal Accident	2123.51	2036.82	95.92	2373.91	2254.92	94.99
Aviation	8902.44	8719.39	97.94	7360.50	7315.47	99.39
Engineering	6422.21	3853.36	60.00	10526.99	7485.01	71.10
Health	17113.28	17113.28	100.00	12536.83	12536.83	100.00
Liability*	12087.63	11399.28	94.31	13248.26	12507.47	94.41
Crop	0.00	0.00	0.00	0.00	0.00	0.00
Others	12619.97	11897.65	94.28	9457.46	8633.37	91.29
Misc sub Total	190823.78	169139.53	88.64	183449.99	163828.60	89.30
Grand Total	360204.53	286148.96	79.44	348773.94	282543.04	81.01

*Liability includes Workmens' compensation

Net Retention Ratio: Global

Segment	Current Year (₹ in Lakhs)			Previous Year (₹ in Lakhs)		
	Gross Written Premium	Net Written Premium	Net Retention Ratio (%)	Gross Written Premium	Net Written Premium	Net Retention Ratio (%)
Fire	378749.67	195996.39	51.75	348039.68	200721.41	57.67
Marine Cargo	39206.00	32242.95	82.24	38661.79	31766.60	82.17
Marine Hull	29273.54	8708.72	29.75	31350.33	4758.02	15.18
Marine Total	68479.54	40951.67	59.80	70012.12	36524.62	52.17
Motor	1041043.48	977569.61	93.90	892612.26	838844.43	93.98
Personal Accident	48698.12	45917.50	94.29	40405.29	38232.05	94.62
Aviation	21854.79	9862.37	45.13	20482.71	8412.19	41.07
Engineering	54296.16	33704.29	62.07	63647.05	36156.99	56.81
Health	717949.87	638895.60	88.99	608497.88	553473.02	90.96
Liability*	47782.37	35133.40	73.53	50672.28	40516.48	79.96
Crop	178448.90	38685.83	21.68	125040.98	38557.78	30.84
Others	98136.26	78918.77	80.42	82661.83	67652.69	81.84
Misc sub Total	2208209.95	1858687.37	84.17	1884020.29	1621845.63	86.08
Grand Total	2655439.16	2095635.43	78.92	2302072.10	1859091.66	80.76

*Liability includes Workmens' compensation



v) Net Commission Ratio to Net Written Premium

SEGMENT	Net Commission (₹ in Lakhs)						Net Commission Ratio (%)					
	Current Year			Previous Year			Current Year			Previous Year		
	Indian	Foreign	Global	Indian	Foreign	Global	Indian	Foreign	Global	Indian	Foreign	Global
Fire	-2513.82	31387.79	28873.97	2647.13	31413.30	34060.42	-2.93	28.49	14.73	2.96	28.21	16.97
Marine Cargo	4247.26	815.31	5062.57	3411.60	1071.83	4483.42	14.78	23.22	15.70	12.45	24.62	14.11
Marine Hull	-35.54	634.81	599.27	-306.34	361.57	55.23	-0.66	19.13	6.88	-17.42	12.05	1.16
Marine Total	4211.72	1450.12	5661.84	3105.25	1433.40	4538.66	12.34	21.23	13.83	10.64	19.49	12.43
Motor	57194.17	25321.91	82516.08	20957.72	24555.20	45512.92	6.62	22.19	8.44	2.89	21.71	5.43
Personal Accident	2546.03	550.39	3096.42	2602.37	646.85	3249.21	5.80	27.02	6.74	7.23	28.69	8.50
Aviation	-357.05	1632.41	1275.36	-395.46	1177.69	782.23	-31.24	18.72	12.93	-36.06	16.10	9.30
Engineering	1178.19	1502.51	2680.70	-406.00	1910.98	1504.98	3.95	38.99	7.95	-1.42	25.53	4.16
Health	46652.22	3988.85	50641.07	27639.18	2927.32	30566.50	7.50	23.31	7.93	5.11	23.35	5.52
Liability*	2346.53	2543.57	4890.10	3148.04	2869.37	6017.41	9.89	22.31	13.92	11.24	22.94	14.85
Crop	-6925.77	0.00	-6925.77	-2523.82	0.00	-2523.82	-17.90	0.00	-17.90	-6.55	0.00	-6.55
Others	7580.38	2110.78	9691.16	6619.33	1985.98	8605.31	11.31	17.74	12.28	11.22	23.00	12.72
Misc sub Total	110214.70	37650.42	147865.12	57641.36	36073.39	93714.75	6.52	22.26	7.96	3.95	22.02	5.78
Grand Total	111912.60	70488.33	182400.93	63393.75	68920.09	132313.83	6.18	24.63	8.70	4.02	24.39	7.12

*Liability includes Workmens' compensation

vi) Expense of Management to Gross Direct Premium Ratio:

(₹ in Lakhs)

Particulars	Current Year	Previous Year
a. Gross Direct Premium	2515930.98	2159791.63
b. Expense of Management	352902.15	378202.87
c. Direct Commissions	210590.85	151872.80
Expense of Management to Gross Direct Premium Ratio (%) ((b+c)/a)	22.40	24.54

vii) Expense of Management to Net Written Premium Ratio:

(₹ in Lakhs)

Particulars	Current Year	Previous Year
a. Net Written Premium	2095635.43	1859091.66
b. Expense of Management	352902.15	378202.87
c. Direct Commissions	210590.85	151872.80
Expense of Management to Net Written Premium Ratio (%) ((b+c)/a)	26.89	28.51

viii) Net Incurred Claims to Net Earned Premium:

(₹ in Lakhs)

Particulars	Current Year	Previous Year
a. Net Earned Premium	1972459.81	1781478.05
b. Net Incurred Claims	1689646.58	1625692.87
Net Incurred Claims to Net Earned Premium Ratio (%) (b/a)	85.66	91.26

ix) Combined Ratio:

(₹ in Lakhs)

Particulars	Current Year			Previous Year		
	Indian	Foreign	Global	Indian	Foreign	Global
a. Net Earned Premium	1688273.50	284186.31	1972459.81	1490196.42	291281.63	1781478.05
b. Net Incurred Claims	1484434.12	205212.46	1689646.58	1428407.37	197285.51	1625692.87
c. Net Written Premium	1809486.47	286148.96	2095635.43	1576548.63	282543.04	1859091.66
d. Expense of Management	334466.70	18376.19	352842.89	359284.00	18918.87	378202.87
e. Net Commission	111912.60	70488.33	182400.93	63393.75	68920.09	132313.83
Combined Ratio (%) (b/a+(d+e)/c)	112.60	103.27	111.20	122.66	98.82	118.72



x) Technical Reserves to net Premium Ratio:

(₹ in Lakhs)

Particulars	Current Year	Previous Year
a. Net Written Premium	2095635.43	1859091.66
b. Reserves for Unexpired Risks	1002011.72	878836.11
c. Premium Deficiency Reserves	0.00	0.00
d. Reserves for Outstanding Claims (Including IBNR & IBNER)	1972009.29	1791207.79
e. Total Technical Reserves (b+c+d)	2974021.01	2670043.90
Technical Reserves to Net Premium Ratio (Times) (e/a)	1.42	1.44

xi) Underwriting Balance Ratio: (₹ in Lakhs)

Segment	Current Year			Previous Year		
	Net Earned Premium	Underwriting Profit	UW Balance Ratio (Times)	Net Earned Premium	Underwriting Profit	UW Balance Ratio (Times)
Fire	196233.90	-16720.41	-0.09	191868.71	-78995.97	-0.41
Marine Cargo	33028.97	5932.50	0.18	34948.67	1282.36	0.04
Marine Hull	4758.02	-3318.56	-0.70	11253.99	-1981.79	-0.18
Marine Total	37786.99	2613.94	0.07	46202.66	-699.43	-0.02
Motor	907425.96	-62754.94	-0.07	739007.39	-119705.61	-0.16
Personal Accident	42595.21	-8101.41	-0.19	32139.94	-3098.87	-0.10
Aviation	8929.76	-9016.44	-1.01	7928.16	-1088.39	-0.14
Engineering	27710.20	4364.37	0.16	35530.55	497.56	0.01
Health	605310.87	-181616.84	-0.30	580818.63	-169083.09	-0.29
Liability*	29344.94	13485.79	0.46	42190.83	18304.39	0.43
Crop	38685.83	3616.05	0.09	35940.84	-5202.52	-0.14
Others	78436.15	1641.41	0.02	69850.35	4340.42	0.06
Misc sub Total	1738438.92	-238382.01	-0.14	1543406.69	-275036.12	-0.18
Grand Total	1972459.81	-252488.48	-0.13	1781478.06	-354731.52	-0.20

*Liability includes Workmens' compensation

xii) Operating Profit Ratio:

(₹ in Lakhs)

Particulars	Current Year	Previous Year
a. Net Earned Premium	1972459.81	1781478.06
b. Underwriting Profit	-252488.48	-354731.52
c. Investment Income - Policy Holders	352828.07	299036.00
d. Operating Profit (b+c)	100339.59	-55695.52
Operating Profit Ratio (%) (d/a)	5.09	-3.13

xiii) Liquid Assets to Liabilities Ratio:

(₹ in Lakhs)

Particulars	Current Year	Previous Year
a. Short Term Investments	156904.91	242075.53
b. Short Term Loans	895.92	1027.10
c. Cash & Bank Balances	902106.70	801917.55
d. Total Liquid Assets (a+b+c)	1059907.53	1045020.18
e. Policy Holders Liabilities	2974021.01	2670043.90
Liquid Assets to Liabilities Ratio (Times) (d/e)	0.36	0.39

xiv) Net Earnings Ratio:

(₹ in Lakhs)

Particulars	Current Year	Previous Year
a. Net Premium	2095635.43	1859091.66
b. Profit After Tax	220091.25	100793.31
Net Earnings Ratio (%) (b/a)	10.50	5.42



xv) Return on Net Worth Ratio:

(₹ in Lakhs)

Particulars	Current Year	Previous Year
a. Net Worth	1541228.80	1102328.26
b. Profit After Tax	220091.25	100793.31
Return on Net Worth Ratio (%) (b/a)	14.28	9.14

xvi) Available Solvency Margin (ASM) to Required Solvency Margin (RSM) Ratio

(₹ in Lakhs)

Particulars	Current Year	Previous Year
a. Available Solvency Margin (ASM)	1373886.51	1113468.47
b. Required Solvency Margin (RSM)	532296.86	507353.03
ASM to RSM Ratio (Times) (a/b)	2.58	2.19

xvii) NPA Ratio

(₹ in Lakhs)

Particulars	Current Year	Previous Year
a. Total Investment Assets	3497161.33	2932276.89
b. Gross NPA	9198.50	10868.22
c. Net NPA	0.00	0.00
Gross NPA Ratio (%)	0.26	0.37
Net NPA Ratio (%)	0.00	0.00

18 Summary of Financial Statements

(₹ in Lakhs)

No	Particulars	2017-18	2016-2017	2015-2016	2014-2015	2013-2014
1	Gross Direct Premium	2515930.98	2159791.63	1776331.01	1548035.95	1372760.87
2	Net Earned Premium #	1972459.81	1781478.05	1495982.60	1331529.12	1119687.46
3	Income from Investments(Net)@	352828.07	299036.00	266582.00	258948.65	213926.78
4	Other income (Premium Deficiency)	0.00	0.00	0.00	0.00	3519.41
5	Total Income	2325287.88	2080514.05	1762564.60	1590477.77	1337133.65
6	Commissions (net incl Brokerage)	182400.93	132313.83	140374.56	128387.08	117260.59
7	Operating Expenses	352902.15	378202.87	351579.38	306060.01	263034.94
8	Net Incurred Claims	1689646.58	1625692.87	1314118.64	1118803.56	938095.49
9	Change in Unexpired Risk Reserves	123175.62	77613.61	95208.38	62351.30	88174.09
10	Operating Profit/Loss	100338.22	-55695.52	-43507.97	37227.12	18742.63
	Non Operating Result					
11	Total Income under Shareholders' A/c	172167.52	172081.26	134063.07	140402.67	110699.00
12	Profit/(Loss) Before Tax	272505.25	116385.74	90555.10	177629.79	129442.41
13	Provision for Tax	52414.00	15592.54	7686.61	34507.34	20544.00
14	Net Profit/(Loss) after Tax	220091.25	100793.20	82868.49	143122.45	108898.41
	Miscellaneous					
15	Policy Holders' Account :					
	Total Funds	2974021.01	2670043.90	2433828.38	2204859.76	2040960.26
	Total Investments	2197290.94	1944392.81	1689955.05	1681833.14	1407751.02
	Yield on Investments	15.30	15.40	14.61	15.68	15.17
16	Shareholders' Account :					
	Total Funds	1541228.80	1102328.26	982193.21	972223.14	862129.70
	Total Investments	1299870.39	987884.08	928100.80	799478.67	693369.90
	Yield on Investments	15.30	15.40	14.61	15.68	15.17
17	Paid up Equity Capital	41200.00	20000.00	20000.00	20000.00	20000.00
18	Net Worth	1541228.80	1102328.26	982193.21	972223.14	862129.70
19	Total Assets	7662679.20	6917281.06	6288006.57	6171962.53	5309531.00
20	Yield on Total Investments(%)	15.30	15.40	14.61	15.68	15.17
21	Earning per Share (₹)	27.19	50.40	41.43	71.56	54.45
22	Book value per Share (₹)	187.04	551.16	491.10	486.11	431.06
23	Total Dividend	0.00	0.00	25000.00	30000.00	22000.00
24	Dividend per Share (₹)	0.00	0.00	12.50	15.00	11.00

Net of Re-insurance

@ Net of losses



19. Age wise analysis of outstanding claims as on 31.03.2018 (Gross Indian excluding provision for IBNR and IBNER)

Segment	Less than 90 Days		90 Days to 6 Months		6 Months to 1 Year		1 Year to 2 Years	
	No	Amount (₹ in lakhs)	No	Amount (₹ in lakhs)	No	Amount (₹ in lakhs)	No	Amount (₹ in lakhs)
Fire	580	57,497.42	312	33,290.71	598	99,261.55	316	68,565.53
Marine Cargo	810	3,325.05	426	1,534.09	440	2,334.79	105	1,610.93
Marine Hull	35	2,192.29	23	1,328.76	42	8,132.64	70	37,765.17
Motor OD	43,189	25,242.50	6,253	7,639.73	3,842	5,260.03	512	1,103.17
Motor TP	7,757	39,035.31	8,971	42,914.64	16,935	83,461.58	28,619	1,46,676.44
Health	56,852	38,756.66	363	1,214.41	2,407	412.03	319	992.25
Liability	294	1,897.65	131	3,058.95	193	1,263.79	241	3,275.49
Personal Accident	1,963	4,587.67	888	2,508.60	648	1,428.16	107	148.09
Aviation	11	962.71	16	219.74	23	6,778.30	11	688.50
Engineering	780	3,610.09	307	5,488.12	276	9,257.77	69	6,269.18
Others	2,259	9,519.49	937	4,511.41	947	14,511.99	298	4,741.88
Total	1,14,530	1,86,626.85	18,627	1,03,709.15	26,351	2,32,102.63	30,667	2,71,836.64

Segment	2Years to 3 Years		3 Years to 5 Years		5 Years and above		Total	
	No	Amount (₹ in lakhs)	No	Amount (₹ in lakhs)	No	Amount (₹ in lakhs)	No	Amount (₹ in lakhs)
Fire	170	12,875.73	203	12,754.58	577	40,408.14	2,756	3,24,653.67
Marine Cargo	58	2,076.77	83	1,336.48	290	1,147.80	2,212	13,365.91
Marine Hull	17	1,248.22	22	3,122.26	54	1,187.42	263	54,976.76
Motor OD	328	459.25	586	756.54	1,218	1,661.53	55,928	42,122.74
Motor TP	19,279	94,143.79	21,233	98,080.19	45,203	1,37,256.36	1,47,997	6,41,568.32
Health	274	177.65	279	212.42	267	293.90	60,761	42,059.32
Liability	211	1,105.81	341	1,207.57	709	3,259.39	2,120	15,068.64
Personal Accident	71	109.56	54	101.95	82	345.11	3,813	9,229.14
Aviation	8	2,729.06	5	1,717.46	8	1,097.73	82	14,193.51
Engineering	32	5,114.67	50	3,056.58	71	573.32	1,585	33,369.73
Others	219	2,270.59	507	1,521.49	2,036	4,077.19	7,203	41,154.03
Total	20,667	1,22,311.10	23,363	1,23,867.53	50,515	1,91,307.89	2,84,720	12,31,761.77

- 20 Investment income (Net of Expenses) is apportioned between Revenue Accounts and Profit and Loss account in proportion to the balance in the Shareholders' funds and Policyholders' funds at the beginning of the year. The same is further apportioned to fire, marine and miscellaneous Revenue Accounts in proportion to the technical reserve balance at the beginning of the year.
- 21 The UPR at a revenue segment level was found to be sufficient to cover the expected claims cost as certified by the Appointed Actuary and the claim related expenses as estimated by the management. Hence no premium deficiency reserve is required to be provided.

Jayashree Nair
Company Secretary

C. Narambunathan
Director, GM & FA
DIN No.08101846

Hemant G. Rokade
Director
DIN No.06417520

S. N. Rajeswari
Chief Financial Officer

G. Srinivasan
Chairman-Cum- Managing Director
DIN No.01876234

As per our report of even date

For R. Devendra Kumar & Associates
Chartered Accountants
Firm Reg. No. 114207 W

D.K. Gupta
Partner
Membership No. 009032

For A. Bafna & Co.
Chartered Accountants
Firm Reg. No. 003660C

M.K. Gupta
Partner
Membership No. 073515

For NBS & Co
Chartered Accountants
Firm Reg. No. 110100W

Pradeep J Shetty
Partner
Membership No. 046940

Place: Mumbai
Date: May 11th 2018



Proxy form

[Pursuant to Section 105 (6) of the Companies Act, 2013 and Rule 19 (3) of the Companies (Management and Administration) Rules, 2014 – Form No. MGT-11]



The New India Assurance Company Limited

Regd. & Head Office: 87, M.G. Road, Fort, Mumbai- 400 001

CIN No : L66000MH1919GOI000526 , IRDA Reg No : 190

Tel: +91 22 22708263; Fax: +91 22 22652811

Email : investors@newindia.co.in ; Website : www.newindia.co.in

99th Annual General Meeting – July 30, 2018

Name of the member(s)

Registered address _____

Registered email address _____

Folio no. / Client ID

[illegible]

DP ID

[illegible]

I / We, being the member(s) of.....shares of the above named company, hereby appoint

Name : Email :

Address :

..... Signature : _____

or failing him / her

Name : Email :

Address :

..... Signature : _____

or failing him / her

Name : Email :

Address :

..... Signature :

or failing him / her

as my / our proxy to attend and vote (on a poll) for me / us and on my / our behalf at the 99th Annual General Meeting of the Company,



to be held on Monday, July 30, 2018 at 3.00 pm IST at the Walchand Hirachand Hall, Indian Merchant Chambers Bldg, IMC Marg, Churchgate, Mumbai, Maharashtra 400020, India and at any adjournment thereof in respect of such resolutions as are indicated below:

Resolution number	Resolution
1	Adoption of financial statements
2	Declaration of dividend on equity shares
3	To appoint a Director in place of Shri G Srinivasan, Chairman-cum-Managing Director (DIN: 01876234), who retires by rotation and being eligible, offers himself for re-appointment.
4	To authorize the Board of Directors to fix the remuneration of Auditors to be appointed by the C&AG for the year 2018-19.
5	To Note the Appointment of Shri P. Ramana Murthy (DIN 07815852) as Ex-Officio Director
6	To Note the Appointment of Shri Neelam Damodharan (DIN 07759291) as Ex-Officio Director
7	To Note the Appointment of Smt Papia Sengupta (DIN 0701564) as Ex-Officio Director
8	To Note the appointment of Shri S.K. Chanana (DIN 00112424), a Non Executive Independent Director
9	To Note the appointment of Shri Samir Kumar Banerjee (DIN 01987541), a Non Executive Independent Director
10	To Note the appointment of Shri Kuldip Singh (DIN 02905840), a Non Executive Independent Director
11	To Note the appointment of Mr. C. Narambunathan (DIN 08101846), a Whole Time Director

Signed this day of.....2018.

.....
Signature of the member

.....
Signature of the proxy holder(s)

Affix revenue
stamp of not less
than Rs 1

Notes

This form, in order to be effective, should be duly stamped, completed, signed and deposited at the registered office of the Company, not less than 48 hours before the Annual General Meeting (on or before July 28, 2018, 3.00 pm IST).



Attendance slip



The New India Assurance Company Limited

Regd. & Head Office: 87, M.G. Road, Fort, Mumbai- 400 001

CIN No : L66000MH1919GOI000526 . IRDA Reg No : 190

Tel: +91 22 22708263; Fax: +91 22 22652811

Email : investors@newindia.co.in ; Website : www.newindia.co.in

99th Annual General Meeting – July 30, 2018

Registered Folio no. / DP ID no. / Client ID no.:

[illegible]

Number of shares held:

--	--	--	--	--	--	--	--	--

Name and Address of the Shareholder / Proxy holder	
Joint Holders	
No. of Shares held	
Name of the Shareholder(s)/Proxy	

I/We certify that I/We am a member / proxy / authorized representative for the member of the Company.

I/We hereby record my/our presence at the 99th Annual General Meeting of the Company at the Walchand Hirachand Hall, Indian Merchant Chambers Bldg, IMC Marg, Churchgate, Mumbai, Maharashtra 400020, India, on Monday, July 30, 2018, at 3.00 p.m. IST.

Signature of the member /Joint member (s) / proxy

Note: Please fill up this attendance slip and hand it over at the entrance of the meeting hall at the registration desk. Members are requested to bring their copies of the Annual Report to the AGM.

**E-VOTING PARTICULARS**

EVEN (Electronic Voting Event Number)	User ID	Password/PIN

Note: Please read instructions given in the Annexure: Instructions for e-voting (Voting through electronic means) to the Notice of the 99th Annual General Meeting of the Company, carefully before voting electronically. The e- voting time commences from July 25, 2018 at 9.00 a.m. IST and ends on July 29, 2018 at 5.00 p.m. IST. The e- voting module shall be disabled by NSDL for voting thereafter.

Member Name: _____

Address: _____

Registered Folio no. / DP ID no. / Client ID no.:	Number of shares held:

Dear member,

Subject: Instructions for e-voting

Pursuant to the provisions of Section 108 of the Companies Act, 2013, Rule 20 of the Companies (Management and Administration) Rules, 2014, substituted by Companies (Management and Administration) Amendment, 2015 and Regulation 44 of the SEBI (Listing Obligations and Disclosure Requirements) Regulations, 2015, the Company is pleased to provide e-voting facility to the members to cast their votes electronically on all resolutions set forth in the Notice convening the 99th Annual General Meeting to be held on Monday, July 30, 2018, at 3.00 p.m. IST. The Company has engaged the services of the National Securities Depository Limited (NSDL) to provide the e-voting facility. The Notice is displayed on the Company's website, and on the website of NSDL, www.nsdl.co.in.

The e-voting facility is available at the link, <https://www.evoting.nsdl.com>

E-voting particulars

EVEN (e-voting event number)	User ID	Password

The e-voting facility will be available during the following voting period:


Commencement of e-voting	End of e-voting
July 25 , 2018 at 9:00 a.m. IST	July 29 , 2018 at 5:00 p.m. IST

Please read the following instructions before exercising your vote:

These details and instructions form an integral part of the Notice for the Annual General Meeting to be held on Monday, July 30, 2018.

Steps for e-voting

1. Open the internet browser and type the following URL or scan the QR code using your smart phone:

https://www.evoting.nsdl.com	
---	---

2. Click on Shareholder-Login.

3. If you are already registered with NSDL for e-voting, log in using your existing User ID and Password.



Instructions for e-voting

How do I vote electronically using NSDL e-Voting system?

The way to vote electronically on NSDL e-Voting system consists of “Two Steps” which are mentioned below:

Step 1 : Log-in to NSDL e-Voting system at <https://www.evoting.nsdl.com/>

Step 2 : Cast your vote electronically on NSDL e-Voting system.

Details on Step 1 is mentioned below:

How to Log-in to NSDL e-Voting website?

Visit the e-Voting website of NSDL. Open web browser by typing the following URL: <https://www.evoting.nsdl.com/> either on a Personal Computer or on a mobile.

- Once the home page of e-Voting system is launched, click on the icon “Login” which is available under ‘Shareholders’ section.
- A new screen will open. You will have to enter your User ID, your Password and a Verification Code as shown on the screen.
- Alternatively, if you are registered for NSDL eservices i.e. IDEAS, you can log-in at <https://eservices.nsdl.com/> with your existing IDEAS login. Once you log-in to NSDL eservices after using your log-in credentials, click on e-Voting and you can proceed to Step 2 i.e. Cast your vote electronically.
- Your User ID details are given below:

Manner of holding shares i.e. Demat (NSDL or CDSL) or Physical	Your User ID is:
a) For Members who hold shares in demat account with NSDL.	8 Character DP ID followed by 8 Digit Client ID For example if your DP ID is IN300*** and Client ID is 12***** then your user ID is IN300***12*****.
b) For Members who hold shares in demat account with CDSL.	16 Digit Beneficiary ID For example if your Beneficiary ID is 12***** then your user ID is 12*****.
c) For Members holding shares in Physical Form.	EVEN Number followed by Folio Number registered with the company For example if folio number is 001*** and EVEN is 101456 then user ID is 101456001***

- Your password details are given below:
 - If you are already registered for e-Voting, then you can use your existing password to login and cast your vote.
 - If you are using NSDL e-Voting system for the first time, you will need to retrieve the ‘initial password’ which was communicated to you. Once you retrieve your ‘initial password’, you need enter the ‘initial password’ and the system will force you to change your password.
 - How to retrieve your ‘initial password’?
 - If your email ID is registered in your demat account or with the company, your ‘initial password’ is communicated to you on your email ID. Trace the email sent to you from NSDL from your mailbox. Open the email and open the attachment i.e. a .pdf file. Open the .pdf file. The password to open the .pdf file is your 8 digit client ID for NSDL account, last 8 digits of client ID for CDSL account or folio number for shares held in physical form. The .pdf file contains your ‘User ID’ and your ‘initial password’.
 - If your email ID is not registered, your ‘initial password’ is communicated to you on your postal address.
- If you are unable to retrieve or have not received the “Initial password” or have forgotten your password:
 - Click on “Forgot User Details/Password?” (If you are holding shares in your demat account with NSDL or CDSL) option available on www.evoting.nsdl.com.
 - Physical User Reset Password? (If you are holding shares in physical mode) option available on www.evoting.nsdl.com.
 - If you are still unable to get the password by aforesaid two options, you can send a request at evoting@nsdl.co.in mentioning your demat account number/folio number, your PAN, your name and your registered address.
- After entering your password, tick on Agree to “Terms and Conditions” by selecting on the check box.
- Now, you will have to click on “Login” button.
- After you click on the “Login” button, Home page of e-Voting will open.



Details on Step 2 is given below:

How to cast your vote electronically on NSDL e-Voting system?

Visit the e-Voting website of NSDL. Open web browser by typing the following URL: <https://www.evoting.nsdl.com/> either on a Personal Computer or on a mobile.

1. After successful login at Step 1, you will be able to see the Home page of e-Voting. Click on e-Voting. Then, click on Active Voting Cycles.
2. After click on Active Voting Cycles, you will be able to see all the companies "EVEN" in which you are holding shares and whose voting cycle is in active status.
3. Select "EVEN" of company for which you wish to cast your vote.
4. Now you are ready for e-Voting as the Voting page opens.
5. Cast your vote by selecting appropriate options i.e. assent or dissent, verify/modify the number of shares for which you wish to cast your vote and click on "Submit" and also "Confirm" when prompted.
6. Upon confirmation, the message "Vote cast successfully" will be displayed.
7. You can also take the printout of the votes cast by you by clicking on the print option on the confirmation page.
8. Once you confirm your vote on the resolution, you will not be allowed to modify your vote.

General Guidelines for shareholders

1. Institutional shareholders (i.e. other than individuals, HUF, NRI etc.) are required to send scanned copy (PDF/JPG Format) of the relevant Board Resolution/ Authority letter etc. with attested specimen signature of the duly authorized signatory(ies) who are authorized to vote, to the Scrutinizer by e-mail to scrutinizer@snaco.net with a copy marked to evoting@nsdl.co.in.
2. It is strongly recommended not to share your password with any other person and take utmost care to keep your password confidential. Login to the e-voting website will be disabled upon five unsuccessful attempts to key in the correct password. In such an event, you will need to go through the "Forgot User Details/Password?" or "Physical User Reset Password?" option available on www.evoting.nsdl.com to reset the password.
3. In case of any queries, you may refer the Frequently Asked Questions (FAQs) for Shareholders and e-voting user manual for Shareholders available at the download section of www.evoting.nsdl.com or call on toll free no.: 1800-222-990 or send a request at evoting@nsdl.co.in



दि न्यू इन्डिया एश्योरन्स कंपनी लिमिटेड The New India Assurance Co. Ltd.

India's Premier Multinational General Insurance Company

Regd & Head Office: New India Assurance Bldg., 87, M.G. Road,
Fort, Mumbai-400 001, INDIA

IRDAI REGN. No. 190

CIN : L66000MH1919GOI000526

www.newindia.co.in