



Corporate Relations Department
BSE Limited,
1st Floor, New Trading Wing
Rotunda Building, P J Towers
Dalal Street, Fort
Mumbai 400 001
Scrip Code: 532621

The Market Operations Department
National Stock Exchange of India Limited,
Exchange Plaza, 5th Floor
Plot No C/1, G Block
Bandra-Kurla Complex
Bandra (E), Mumbai 400 051
Scrip Code: MORARJEE

Date: 31st July, 2018

Dear Sir / Madam,

**Subject: Submission of the Annual Report for the Financial Year 2017 - 2018 of
Morarjee Textiles Limited**

Pursuant to the provisions of Regulation 34 of the SEBI (Listing Obligations and Disclosure Requirements) Regulations, 2015, kindly find enclosed herewith the Annual Report of the Company for the Financial Year 2017-2018 as approved and adopted at the 23rd Annual General Meeting of the Company held on Monday, 30th July, 2018.

Requesting you to take the same on record and oblige.

Thanking you,
For **Morarjee Textiles Limited**


Sanjeev Singh Sengar
Company Secretary



Encl: As above



Schofhorst make Link Coners



Zinser - 5 A Speed Frames with Auto doffing

Corporate Information

BOARD OF DIRECTORS

Ms. Urvi A. Piramal, Chairperson
Mr. Harsh A. Piramal, Executive Vice Chairman
Mr. R. K. Rewari, Managing Director
Mr. Mahesh S. Gupta, Non-Executive Director
Mr. Ranjan Sanghi, Independent Director
Mr. Shobhan Thakore, Independent Director
Mr. Aditya Mangaldas, Independent Director
Mr. Ranjan Pant, Independent Director
Lt. Gen. A. K. Singh (Retd.), Independent Director

GROUP CFO

Mr. Dinesh Jain

CHIEF FINANCIAL OFFICER

Mr. S. C. Kashimpuria

COMPANY SECRETARY & COMPLIANCE OFFICER

Mr. Sanjeev Singh Sengar

STATUTORY AUDITORS

M/s. Haribhakti & Co. LLP
Chartered Accountants

BANKERS

Allahabad Bank
The Saraswat Co-op. Bank Limited
IDBI Bank Limited
ICICI Bank Limited
Kotak Mahindra Bank Limited
Federal Bank Limited
Axis Bank Limited
Tata Capital Financial Services Limited

REGISTERED OFFICE

2, Peninsula Spenta,
Mathuradas Mills Compound,
Senapati Bapat Marg,
Lower Parel, Mumbai - 400 013.

CIN : L52322MH1995PLC090643

Website : www.morarjee.com

Email : corporatesecretarial@ashokpiramalgroup.com

PLANT

Plot No.G1, G2- M.I.D.C. Industrial Estate
Post: Salai Dhaba, Butibori Nagpur - 441122

SHARE TRANSFER AGENT (STA)

Freedom Registry Limited
Registered Office:
Plot No. 101/102, 19th Street, MIDC Area,
Satpur, Nasik - 422 007.
Email : support@freedomregistry.in

Mumbai Liaisoning Office
104, Bayside Mall,
35/C, M.M. Malviya Marg,
Tardeo Road, Haji Ali,
Mumbai 400 034.

23RD ANNUAL GENERAL MEETING

Day: Monday
Date: 30th July, 2018 at 3.00 p.m.
Venue: Hall of Culture, Nehru Centre,
Dr. Annie Besant Road, Worli,
Mumbai - 400 018

Contents

	Page Nos.		
Notice	2	Standalone Balance Sheet	58
Directors' Report	10	Standalone Statement of Profit and Loss	59
Corporate Governance	30	Notes to Standalone Financial Statements	61
Management Discussion & Analysis	49	Standalone Statement of Cash Flows	97
Independent Auditor's Report	53	Consolidated Financials	98
		Financial Highlights	144

Notice

Notice is hereby given that the 23rd Annual General Meeting ("AGM") of Morarjee Textiles Limited will be held on Monday, 30th July, 2018 at 3:00 p.m. at Hall of Culture, Nehru Centre, Dr. Annie Besant Road, Worli, Mumbai – 400 018, to transact the following businesses:

Ordinary Business:

1. To receive, consider and adopt:
 - i. the audited standalone financial statements of the Company for the financial year ended 31st March, 2018 together with the reports of the board of directors and the auditors thereon; and
 - ii. the audited consolidated financial statements of the Company for the financial year ended 31st March, 2018 and the report of the auditors thereon.
2. To appoint a director in place of Mr. R. K. Rewari (DIN: 00619240), Managing Director, who retires by rotation and being eligible, has offered himself for re-appointment.
3. To ratify the appointment of M/s. Haribhakti & Co. LLP, Chartered Accountants, Mumbai (Firm Registration No. 103523W/ W100048) as the Statutory Auditors of the Company and fix their remuneration and if thought fit, to pass the following resolution as an **Ordinary Resolution**:

"RESOLVED THAT pursuant to Sections 139, 142 and other applicable provisions, if any, of the Companies Act, 2013 and the Companies (Audit and Auditors) Rules, 2014 (including any statutory modification or re-enactment thereof, for the time being in force), the Company hereby ratifies the appointment of M/s. Haribhakti & Co., LLP, Chartered Accountants, Mumbai (Firm Registration No. 103523W/W100048), as Statutory Auditors of the Company, who were appointed for 5 years at the 22nd AGM of the Company held on 22nd August, 2017, to hold office for its remaining tenure of 4 years viz. until the conclusion of the 27th AGM of the Company to be held in the year 2022, at such remuneration and out of pocket expenses, as may be mutually decided between the Board of Directors of the Company and the Statutory Auditor."

Special Business:

4. To consider and if thought fit, pass the following Resolution as an **Ordinary Resolution**:

"RESOLVED THAT pursuant to provisions of Section 148 and other applicable provisions, if any, of the Companies Act, 2013 and the Companies (Audit and Auditors)

Rules, 2014, including any statutory modifications or re-enactments thereof, for the time being in force, the Company hereby ratifies the payment of ₹ 1,50,000/- (Rupees One Lakh Fifty Thousand Only) as remuneration to M/s. Phatak Paliwal & Co., Cost Accountants (Firm Registration Number 000105), appointed by the Board of Directors of the Company as Cost Auditors, to conduct the audit of the cost records of the Company for the Financial Year ended 31st March, 2019.

RESOLVED FURTHER THAT the Board of Directors and/or the Key Managerial Personnel of the Company be and are hereby authorized to take all such steps as may be necessary, proper or expedient to give effect to this Resolution."

5. To consider and if thought fit, pass the following Resolution as an **Ordinary Resolution**:

"RESOLVED THAT pursuant to Section 13 and 61 and other applicable provisions, if any, of the Companies Act, 2013 and Rules made thereunder, including any statutory modification(s) or re-enactment(s) thereof for the time being in force and the Articles of Association of the Company, the Authorised Share Capital of the Company be and is hereby re-classified and increased from ₹ 56,50,00,000/- (Rupees Fifty Six Crores and Fifty lakhs only) divided into 4,50,00,000 Equity Shares of ₹ 7/- each and 25,00,000 Preference Shares of 100/- each to ₹ 60,55,00,000/- (Rupees Sixty Crores and Fifty Five lakhs only) divided into 3,65,00,000 Equity Shares of ₹ 7/- each and 35,00,000 Preference Shares of 100/- each, and the Clause V of the Memorandum of Association of the Company as regards to the Authorised Share Capital be and is hereby substituted as follows:

- V. Authorised Share Capital of the Company is ₹ 60,55,00,000/- (Rupees Sixty Crores and Fifty Five lakhs only) divided into 3,65,00,000 Equity Shares of ₹ 7/- each and 35,00,000 Preference Shares of 100/- each with powers to the Company to increase, reduce and alter the Authorised Share Capital and to issue any part of its capital, original or increased with or without such preferential, deferred, qualified and other special rights, privileges, restrictions and conditions as may be determined under the provisions of the law in force for the time being and the regulations of the Company and to vary, modify or abrogate or deal with any such rights, privileges, restrictions and conditions in manner prescribed by the regulations of the Company and under the provisions of law in force.

RESOLVED FURTHER THAT the Board of Directors and/ or the Key Managerial Personnel of the Company be and are hereby authorized to do all acts, things, deeds and take all such steps and actions to execute such documents as may be required including filing of forms and documents with statutory authorities as may be necessary, proper or expedient to give effect to this resolution."

6. To consider and if thought fit, pass the following Resolution as a **Special Resolution**:

"RESOLVED THAT pursuant to the provisions of Sections 42, 55 and such other applicable provisions, if any, of the Companies Act, 2013 ("Act") read with the Companies (Prospectus and Allotment of Securities) Rules, 2014 and the Companies (Share Capital and Debentures) Rules, 2014, SEBI (Listing Obligations and Disclosure Requirements) Regulations, 2015, as amended from time to time and including any statutory modification(s) or re-enactment(s) thereof for the time being in force and subject to the Memorandum and the Articles of Association of the Company and subject to such other approvals, permissions and sanctions, as may be necessary, consent of the members be and is hereby accorded and the Board of Directors of the Company (includes any of the Committee formed by the Board) be and is hereby authorized to create, offer/invite, issue and allot 10,00,000, 7.5% Cumulative Redeemable Non-Convertible Preference Shares of ₹100/- each ("CRNPS") at par for cash aggregating to ₹10,00,00,000/- (Rupees Ten Crores only) on a private placement basis to M/s. Ashok Piramal Group Textile Trust on such terms and conditions as set out in the explanatory statement annexed to the notice.

RESOLVED FURTHER THAT the CRNPS shall:

- i. carry a preferential right vis-à-vis equity shares of the Company with respect to payment of dividend and repayment of capital;
- ii. be non-participating in the surplus funds, assets and profits which may remain after the entire capital has been repaid, on winding up of the Company;
- iii. be paid dividend on a cumulative basis;
- iv. not be convertible into equity shares;
- v. not carry any voting rights subject to the provisions of Section 47(2) of the Act; and
- vi. shall be redeemable at par.

RESOLVED FURTHER THAT the Board of Directors of the Company be and are hereby authorized to finalize the

other terms and conditions of the said issue of CRNPS, execute such letters, deeds and documents as may be required including but not limited to delegation of its aforesaid powers relating to offer, issue and allotment of shares to any of the Committee formed by the Board, filing of forms and documents with statutory/regulatory authorities as may be necessary and do all such acts, deeds and things as may be proper or expedient to give effect to this resolution."

7. To consider and if thought fit, pass the following Resolution as a **Special Resolution**:

"RESOLVED THAT pursuant to Regulation 17(1A) of SEBI (Listing Obligations and Disclosure Requirements), Regulations, 2015, as amended by SEBI (Listing Obligations and Disclosure Requirements) (Amendment), Regulations, 2018, including any further statutory modifications and/or re-enactments thereof for the time being in force, consent of the members be and is hereby accorded for continuation of appointment of Mr. Ranjan Sanghi (DIN: 00275842), as an independent director of the Company who will attain the age of 75 years on 6th May, 2019, upto the expiry of his present term, i.e. 28th September, 2019."

On behalf of the Board
For **Morarjee Textiles Limited**

Sanjeev Singh Sengar
Company Secretary

Place: Mumbai
Date: 24th May 2018

NOTES:

- 1) **A MEMBER ENTITLED TO ATTEND AND VOTE AT THE ANNUAL GENERAL MEETING (THE "MEETING") IS ENTITLED TO APPOINT A PROXY TO ATTEND AND VOTE ON A POLL INSTEAD OF HIMSELF AND THE PROXY NEED NOT BE A MEMBER OF THE COMPANY. PROXIES, TO BE EFFECTIVE, MUST BE RECEIVED BY THE COMPANY NOT LESS THAN 48 HOURS BEFORE THE MEETING.**

A person can act as a proxy on behalf of members not exceeding fifty and holding in the aggregate not more than ten percent of the total share capital of the Company carrying voting rights. A member holding more than ten percent of the total share capital of the Company carrying voting rights may appoint a single person as proxy and such person shall not act as a proxy for any other person or shareholder.

- 2) Corporate members intending to send their authorized representatives to attend the meeting are requested to send to the Company, a certified copy of the Board resolution authorizing their representative to attend and vote on their behalf at the meeting.
- 3) MEMBER/PROXY SHOULD BRING THE ATTENDANCE SLIP SENT HERewith, DULY FILLED IN, FOR ATTENDING THE MEETING.
- 4) The proxy shall not have the right to speak at the meeting.
- 5) An Explanatory Statement required under Section 102(1) of the Companies Act, 2013 in respect of the Special Businesses to be transacted at the meeting is annexed hereto.
- 6) Pursuant to Regulation 36(3) of the SEBI (Listing Obligations and Disclosure Requirements) Regulations, 2015, the details of Directors proposed to be appointed /re-appointed in this AGM are annexed to this notice.
- 7) The Register of Members and Share Transfer Books of the Company will remain closed from 21st July, 2018 to 30th July, 2018 (both days inclusive).
- 8) Members desirous of obtaining any information in respect of audited financial statement and operations of the company are requested to write to the company at least one week before the meeting to enable the company to make available the required information at the meeting.
- 9) All relevant documents referred to in the Explanatory Statement shall be open for inspection, upto two days prior to the said meeting, at the Registered Office of the Company on all working days during 12.00 PM to 02.00 PM and at the meeting.
- 10) Members holding shares in physical form are requested to address all their correspondence including change of address, mandates etc. to the Share Transfer Agents (STA) viz. M/s. Freedom Registry Limited, Plot No. 101/102, 19th Street, MIDC Area, Satpur, Nashik 422007 and the Members holding shares in dematerialized form should approach their respective Depository Participants for the same.
- 11) Since shares of the Company are traded on the Stock Exchanges compulsorily in demat mode, shareholders holding shares in physical mode are strongly advised to get their shares dematerialized.
- 12) The shareholders who are holding shares in demat form and have not yet registered their email IDs, are requested to register their email IDs with their Depository Participant at the earliest, to enable the Company to use the same for serving documents to them electronically.

Shareholders holding shares in physical form may register their email IDs with the STA by sending an email at support@freedomregistry.in. The Annual Report of the Company and other documents proposed to be sent through email will also be made available on the Company's website at www.morarjee.com

- 13) Members holding shares in single name and in physical form are advised to make a nomination in respect of their shareholding in the Company and those Members who hold shares singly in dematerialized form are advised to make a nomination through their Depository Participants. The nomination form can be downloaded from the Company's website at www.morarjee.com.

14) **E-Voting:**

- i) In terms of Section 108 of the Companies Act, 2013 read with the Companies (Management and Administration) Rules, 2014 and SEBI (Listing Obligations and Disclosure Requirements) Regulations, 2015, the Company is pleased to provide the e-voting (remote e-voting) facility to its members and the business set out in the notice may be transacted through remote e-voting.
- ii) The Company also offers the facility for voting by way of physical ballot at the AGM. The Members attending the meeting should note that those who are entitled to vote but have not exercised their right to vote by remote e-voting, may vote at the AGM through ballot for all businesses specified in the notice. However, the Members who have exercised their right to vote by remote e-voting may attend the AGM but shall not be entitled to vote at the AGM.
- iii) **Voting rights of the members (for remote e-voting and voting at AGM) shall be reckoned on the basis of shares registered in the name of the members and in proportion to their shares in the paid up equity share capital of the Company as on the cut-off date i.e. 20th July, 2018. A person who is not a Member on the cut-off date should treat this notice for information purposes only.**
- iv) The Company has engaged the services of Central Depository Services Limited ("CDSL") as the Agency to provide e-voting facility.
- v) The Board of Directors has appointed Ms. Kala Agarwal, Practicing Company Secretary, as the Scrutinizer for conducting the remote e-voting and the voting process at the AGM in a fair and transparent manner and she has communicated her willingness to be appointed for the said purpose.

- vi) The Scrutinizer will, after scrutinizing the votes cast at the meeting and through remote e-voting, within 48 hours of conclusion of the Meeting, make a consolidated Scrutinizer's Report and submit the same to the Chairperson/ Managing Director who shall declare the results. The results declared along with the consolidated Scrutinizer's Report shall be hosted on the website of the Company at www.morarjee.com and on the website of CDSL viz. www.cdslindia.com. The results shall simultaneously be communicated to the Stock Exchanges.

The instructions for shareholders voting electronically are as under:

- i) The voting period begins on 26th July, 2018 at 10:00 a.m. and ends on 29th July, 2018 at 5.00 p.m. During this period shareholders of the Company, holding shares either in physical form or in dematerialized form, as on the cut-off date of 20th July, 2018 may cast their vote electronically. The e-voting module shall be disabled by CDSL for voting thereafter.
- ii) Subject to receipt of requisite number of votes, the Resolutions shall be deemed to be passed on the date of the Meeting, i.e. 30th July, 2018.
- iii) Shareholders who have already voted prior to the meeting date would not be entitled to vote at the meeting venue.
- iv) The shareholders should log on to the e-voting website i.e. www.evotingindia.com and follow the below procedure:
 - a. Click on shareholders.
 - b. Now Enter your User ID
 - For CDSL: 16 digits beneficiary ID,
 - For NSDL: 8 Character DP ID followed by 8 Digits Client ID,
 - Members holding shares in Physical Form should enter Folio Number registered with the Company.
- v) Enter the Image Verification as displayed and Click on Login.
- vi) If you are holding shares in demat form and had logged on to www.evotingindia.com and voted on an earlier voting of any company, then your existing password is to be used.
- vii) If you are a first time user follow the steps given below:

For Members holding shares in Demat or Physical Form

PAN	Enter your 10 digit alpha-numeric PAN issued by Income Tax Department (Applicable for both demat shareholders as well as physical shareholders)
-----	---

	<ul style="list-style-type: none"> Members who have not updated their PAN with the Company/ Depository Participant are requested to use the first two letters of their name and the 8 digits of the sequence number in the PAN field. <p>The sequence number is printed on the address label affixed to the Annual Report and will also be mentioned in the email which will be sent to the Shareholders whose email ID's are registered with the Company.</p>
	<ul style="list-style-type: none"> In case the sequence number is less than 8 digits enter the applicable number of 0's before the number after the first two characters of the name in CAPITAL letters. E.g. If your name is Ramesh Kumar with sequence number 1 then enter RA00000001 in the PAN field.
Dividend Bank Details OR Date of Birth (DOB)	<p>Enter the Dividend Bank Details or Date of Birth (in dd/mm/yyyy format) as recorded in your demat account or in the company records in order to login.</p> <ul style="list-style-type: none"> If both the details are not recorded with the depository or company please enter the member id / folio number in the Dividend Bank details field as mentioned in instruction (iv).

viii) After entering these details appropriately, click on "SUBMIT" tab.

- ix) Members holding shares in physical form will then directly reach the Company selection screen. However, members holding shares in demat form will now reach 'Password Creation' menu wherein they are required to mandatorily enter their login password in the new password field. Kindly note that this password is to be also used by the demat holders for voting for resolutions of any other company on which they are eligible to vote, provided that company opts for e-voting through CDSL platform. It is strongly recommended not to share your password with any other person and take utmost care to keep your password confidential.
- x) For Members holding shares in physical form, the details can be used only for e-voting on the resolutions contained in this Notice.
- xi) Click on the EVSN for MORARJEE TEXTILES LIMITED.
- xii) On the voting page, you will see "RESOLUTION DESCRIPTION" and against the same the option "YES/NO" for voting. Select the option YES or NO as desired. The option YES implies that you assent to the Resolution and option NO implies that you dissent to the Resolution.

- xiii) Click on the “RESOLUTIONS FILE LINK” if you wish to view the entire Resolution details.
- xiv) After selecting the Resolution you have decided to vote on, click on “SUBMIT”. A confirmation box will be displayed. If you wish to confirm your vote, click on “OK”, else to change your vote, click on “CANCEL” and accordingly modify your vote.
- xv) Once you “CONFIRM” your vote on the Resolution, you will not be allowed to modify your vote.
- xvi) You can also take a print of the votes cast by clicking on “Click here to print” option on the Voting page.
- xvii) If a demat account holder has forgotten the login password then Enter the User ID and the image verification code and click on Forgot Password & enter the details as prompted by the system.
- xviii) Shareholders can also cast their vote using CDSL’s mobile app m-Voting available for android based mobiles. The m-Voting app can be downloaded from Google Play Store, Windows and Apple smart phones. Please follow the instructions as prompted by the mobile app while voting on your mobile.
- xix) **Note for Non – Individual Shareholders and Custodians**
 - Non-Individual shareholders (i.e. other than Individuals, HUF, NRI etc.) and Custodian are required to log on to www.evotingindia.com and register themselves as Corporates.
 - A scanned copy of the Registration Form bearing the stamp and sign of the entity should be emailed to helpdesk.evoting@cdslindia.com.
 - After receiving the login details a Compliance User should be created using the admin login and password. The Compliance User would be able to link the account(s) for which they wish to vote on.
 - The list of accounts linked in the login should be mailed to helpdesk.evoting@cdslindia.com and on approval of the accounts they would be able to cast their vote.
 - A scanned copy of the Board Resolution and Power of Attorney (POA) which they have issued in favour of the Custodian, if any, should be uploaded in PDF format in the system for the scrutinizer to verify the same.

In case you have any queries or issues regarding e-voting, you may refer the Frequently Asked Questions (“FAQs”) and e-voting manual available at www.evotingindia.com, under help section or write an email to helpdesk.evoting@cdslindia.com

EXPLANATORY STATEMENT PURSUANT TO SECTION 102 OF COMPANIES ACT, 2013

Item No. 4

Your Company is required to appoint a Cost Auditor to conduct the audit of the cost records of the Company as per Section 148 of the Companies Act, 2013. On the recommendation of the Audit Committee, the Board of Directors of the Company at its meeting held on 24th May, 2018 appointed M/s. Phatak Paliwal & Co., as the Cost Auditor of the Company for the year 2018-19 at a remuneration of ₹1,50,000/- (Rupees One Lakh Fifty Thousand Only). M/s. Phatak Paliwal & Co., have given their consent and eligibility letter for the said appointment.

The aforesaid remuneration of ₹1,50,000/- (Rupees One Lakh Fifty Thousand Only) to be paid to Cost Auditors of the Company is subject to ratification by the members as per Sub Section (3) of Section 148 of the Act and Rule 14 of the Companies (Audit and Auditors) Rules, 2014.

Board, therefore, recommends the resolution appearing under the Item No. 4 of the accompanying Notice for its ratification.

None of the Directors, Key Managerial Personnel of the Company or their respective relatives, is in any way concerned or interested, in the above Resolution.

Item No. 5 & 6

The Company had issued and allotted 10,00,000 5% Redeemable Cumulative Non-Convertible Preference Shares of ₹ 100/- each on 15th November, 1999 and which is due for redemption on 14th November, 2019 on completion of its maximum term of 20 years. Under Section 55 of the Companies Act, 2013, preference shares can be redeemed either out of the profits of the Company or out of the proceeds of a fresh issue of shares made for this purpose of redemption.

In view of above, the Board of Directors of your Company (“Board”) at its meeting held on 24th May, 2018 approved the issue, offer and allotment of 10,00,000, 7.5% Cumulative Redeemable Non-Convertible Preference Shares (“CRNPS”) of ₹100/- each for an aggregate amount of ₹ 10 Crore at par for cash consideration to redeem the said 10,00,000 5% Redeemable Cumulative Non-Convertible Preference Shares of ₹ 100/- each as per its terms and conditions.

Section 42 of the Companies Act, 2013 ("Act") read with the Companies (Prospectus and allotment of Securities) Rules, 2014, company offering or making an invitation to subscribe to securities including redeemable preference shares on a private placement basis, is required to obtain prior approval of the Members by way of a Special Resolution and Section 55 of the Act read with the Companies (Share Capital and Debentures) Rules 2014 also provides that issue of preference

shares has to be authorised by passing a Special Resolution in the General Meeting.

In view of above provisions, approval of the members is being sought by way of Special Resolution under Sections 42 and 55 of the Act read with the Rules framed there under for the issue, offer and allotment of CRNPS on a private placement basis on the terms and conditions as may be decided by the Board.

Disclosure as per Rule 9(3) of the Companies (Share Capital and Debentures) Rules, 2014 is as under:

i.	Issue Size	10,00,000, 7.5% Cumulative Redeemable Non-Convertible Preference Shares of 100/- each ("CRNPS") aggregating to ₹ 10,00,00,000 (₹ Ten Crore only)
ii.	Nature of share	CRNPS shall be Cumulative, non-participating and non-convertible
iii.	Objective of the issue	To redeem existing 10,00,000 5% Redeemable Cumulative Non-Convertible Preference Shares of ₹ 100/- each at par
iv.	Manner of issue of share	On private placement basis
v.	Offer period	As may be decided by the Board
vi.	The price at which such shares are proposed to be issued	CRNPS will be issued at par i.e. ₹ 100/- per share.
vii.	The basis on which the price has been arrived	Not applicable as the CRNPS will be issued at par
viii.	Rate of dividend	7.5% per annum
ix.	Terms of redemption	As may be determined by the Board
x.	Manner and mode of redemption	Redemption shall be at par in accordance with Section 55 of the Act either out of profits or proceeds of fresh issue of shares, as the case may be.
xi.	Listing	CRNPS will not be listed
xii.	Expected dilution in equity share capital upon conversion of preference share	Not applicable as CRNPS are non-convertible

The shareholding pattern of the Company as on 11th May, 2018:

Sr.	Category	No. of Shares	Amount (in ₹)	Percentage
A.	Equity Share Capital of ₹7/- each (Listed)			
1	Promoter & Promoters Group	2,32,06,657	16,24,46,599	63.87
2	Public	1,31,25,692	9,18,79,844	36.13
	Sub Total (A)	3,63,32,349	25,43,26,443	100
B.	Preference Share Capital (Unlisted)			
1	5% Redeemable Cumulative Non-Convertible Preference Shares of ₹100/- each	10,00,000	10,00,00,000	100
2	9% Redeemable Cumulative Non-Convertible Preference Shares of ₹100/- each	15,00,000	15,00,00,000	100
	Sub Total (B)	25,00,000	25,00,00,000	100
	Total		50,43,26,443	100

The Company has not defaulted in the redemption of the preference shares issued or in payment of dividend due on any preference shares.

As the existing share capital of the Company is insufficient to cover the aforesaid issue of 10,00,000, 7.5% Cumulative Redeemable Preference Shares of 100/- each. It is therefore

proposed to reclassify and increase the present authorized share capital of the Company from ₹ 56,50,00,000/- (Rupees Fifty Six Crores and Fifty lakhs only) divided into 4,50,00,000 Equity Shares of ₹ 7/- each and 25,00,000 Preference Shares of 100/- each to ₹ 60,55,00,000/- (Rupees Sixty Crores and Fifty Five lakhs only) divided into 3,65,00,000 Equity Shares of ₹ 7/- each and 35,00,000 Preference Shares of ₹ 100/- each.

The Board has at its meeting held on 24th May, 2018 approved the above re-classification and increase in the authorized share capital and the consequential alteration in the Capital Clause V of the Memorandum of Association of the Company.

Section 13 read with Section 61 of the Companies Act, 2013 provides for the approval of the members for increase in authorised share capital and for alteration of Capital Clause V of Memorandum of Association. An altered copy of Memorandum of Association of the Company is available for inspection by the Members at the Registered Office of the company during the office hours on all working days.

Accordingly, the Board recommends the passing of the resolutions set out in item no. 5 and 6 as an ordinary resolution and special resolution respectively.

None of the Directors or KMP of the Company and their relatives except Ms. Urvi A. Piramal and Mr. Harsh Piramal for item no. 6, is in any way, concerned or interested, in the resolution as set out in item no. 5 & 6.

Item No. 7

Mr. Ranjan Sanghi (DIN: 00275842) was appointed as an Independent Director of the Company for a term of 5 (five) consecutive years (i.e. from 29th September, 2014 to 28th September, 2019) at 19th Annual General Meeting (AGM) of the Company held on 29th September, 2014. In terms Regulation 17(1A) of SEBI (Listing Obligations and

Disclosure Requirements), Regulations, 2015, as amended by SEBI (Listing Obligations and Disclosure Requirements) (Amendment), Regulations, 2018, notified on 9th May, 2018 which would be effective from 1st April 2019, a Non-Executive Director who has attained the age of 75 years shall not continue his directorship as a non-executive director, unless such appointment/ continuity is approved by the members of the Company by Special Resolution. Mr. Sanghi who will attain the age of 75 years on 6th May, 2019 would attract this provision. It is therefore very pertinent to seek the approval of members for continuation of his present term as an Independent Director of the Company.

Mr. Sanghi has an Honours Degree in B.Com and has also studied Law and has been associated with the automobile industry for about 50 years. He is the Director of Sah & Sanghi Group of Companies and manages the trading, manufacturing and investment operations of the Sah & Sanghi Group and he has been associated with the company as Director from 2005. Considering his vast and variety of experience and expertise in all sphere of business and on the recommendations of the Nomination & Remuneration Committee, the Board of Directors of the Company at its meeting held on 24th May, 2018, has recommended, the continuation of his appointment till the end of present term i.e. upto 28th September, 2019, as an Independent Director, to the shareholders of the Company through a Special Resolution.

The other details of Directors pursuant to Regulation 36(3) of the SEBI (Listing Obligations and Disclosure Requirements) Regulations, 2015 are given in Annexure-I to this notice.

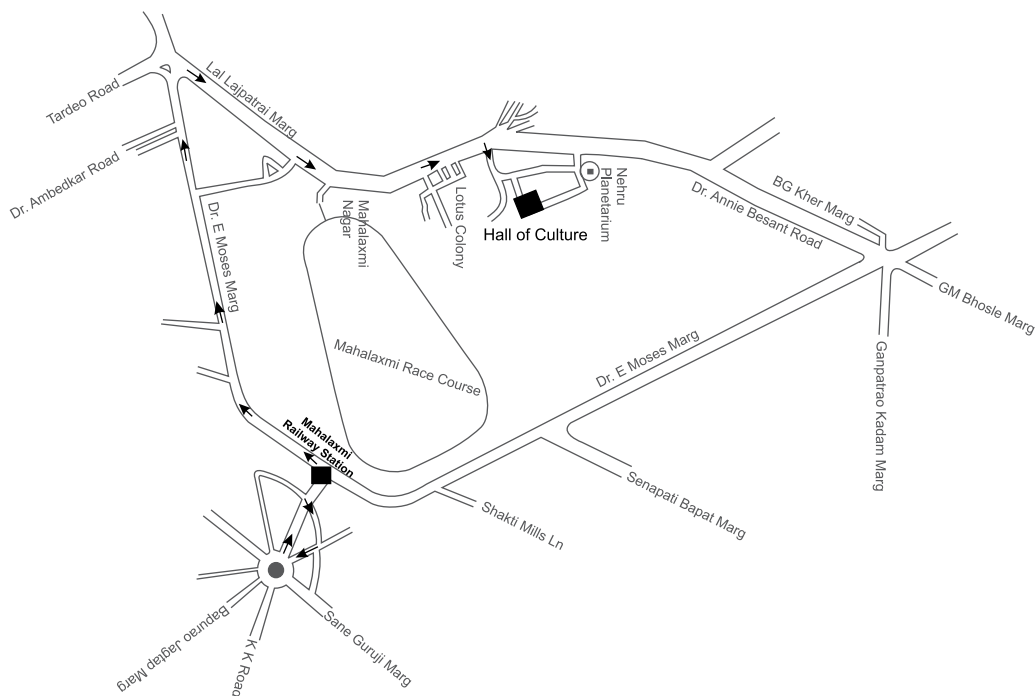
None of the Directors/ Key Managerial Personnel (KMPs) or their relatives except for Mr. Ranjan Sanghi is concerned or interested in the Resolution.

ANNEXURE-I

Details of the Directors Seeking appointment/ Re-appointment/ Continuation of appointment in the forthcoming Annual General Meeting (Pursuant to Regulation 36(3) of the SEBI (Listing Obligations & Disclosure Requirements) Regulations, 2015

Name of the Director	Mr. R. K. Rewari	Mr. Ranjan Sanghi
Age	61 years	74 years
Qualifications, experience, brief resume of the Director & Nature of his expertise	Brief resume with qualifications, experience and nature of expertise of Mr. R. K. Rewari is stated in the Directors' Profile section of the Corporate Governance Report	Brief resume with qualifications, experience and expertise of Mr. Sanghi is stated in the Directors' Profile section of the Corporate Governance Report
Relationship with other directors and Key Managerial Personnel	NA	NA
Names of the Listed entities in which the director holds directorships	<ul style="list-style-type: none"> Morarjee Textiles Limited Integra Garments and Textiles Limited 	<ul style="list-style-type: none"> Kemp and Company Limited Morarjee Textiles Limited Bajaj Finance Limited

Chairman/ Member of the Committees of the Board of Listed entities as on March 31, 2018	<p>Integra Garments And Textiles Limited</p> <ul style="list-style-type: none"> Stakeholder Relationship Committee – Member <p>Morarjee Textiles Limited</p> <ul style="list-style-type: none"> Stakeholders Relationship Committee - Member 	<p>Kemp and Company Limited</p> <ul style="list-style-type: none"> Audit Committee- Chairman Remuneration and Nomination Committee - Member <p>Morarjee Textiles Limited</p> <ul style="list-style-type: none"> Audit Committee- Chairman CSR Committee- Member Nomination and Remuneration Committee - Chairman <p>Bajaj Finance Limited</p> <ul style="list-style-type: none"> Stakeholders Relationship Committee - Chairman Audit Committee- Member Shareholders’/Investors’ Grievances Committee - Member Remuneration Committee- Member
Number of Board meetings attended during FY 2017-18	4 out of 4	3 out of 4
Date of first appointment on the Board of the Company	01.02.2010	01.02.2005
Shareholding in the Company as on 31.03.2018	100	4,000



Route Map

Venue :

Hall of Culture, Nehru Centre,
Dr. Annie Besant Road, Worli,
Mumbai – 400 018

Directors' Report

Dear Shareholders,

Your Directors have pleasure in presenting their 23rd Annual Report and the Audited Accounts for the Financial Year ended 31st March, 2018, together with the Auditor's Report thereon.

1) Financial Results

Particulars	Standalone		Consolidated	
	Current Year 31 st March, 2018	Previous Year 31 st March, 2017	Current Year 31 st March, 2018	Previous Year 31 st March, 2017
Total Income	36,751	38,486	36,751	38,486
EBIDTA	7,505	6,905	7,505	6,905
Interest and Finance Expenses	5,139	3,949	5,139	3,949
Depreciation	2,284	1,923	2,284	1,923
Profit before tax	82	1,033	82	1,033
Current tax (MAT)	123	379	123	379
Deferred Tax (Net of MAT Credit Entitlement)	(82)	(632)	(82)	(632)
MAT of earlier period	-	106	-	106
Profit After Tax	41	1,180	41	1,180
Share in Profit/ (Loss) of Joint Ventures	-	-	5	23
Profit for the year	41	1,180	46	1,203
Other Comprehensive Income (Net of Tax)	(19)	(15)	(19)	(15)
Total Comprehensive Income	22	1,165	27	1,188

2) Review of operations

On Standalone basis, the total Income from operations of the Company was ₹ 36,751 lakhs as against ₹ 38,486 lakhs in the previous year (PY). However, the EBIDTA of the Company for CY was ₹ 7,505 lakhs as against ₹ 6,905 lakhs in PY. The Company earned a profit of ₹ 82 lakhs from ordinary activities before tax in the current year (CY) as against a profit of ₹ 1,033 lakhs in the PY. After providing for tax, the Company reported a profit of ₹ 22 lakhs for the year ended 31st March, 2018 as against a profit of ₹ 1,165 lakhs for the Financial Year ended 31st March, 2017. The decline in the profits of the Company was majorly due to higher interest and depreciation in CY.

On Consolidated basis, the total Income from operations of the Company was ₹ 36,751 lakhs as against ₹ 38,486 lakhs for the PY. The Company has earned a profit before tax of ₹ 82 lakhs, from ordinary activities before tax in the CY as against a profit of ₹ 1,033 lakhs previous year. After providing for tax and after share in profit of Joint Ventures, the Company reported a profit of ₹ 27 lakhs for the Financial Year ended 31st March, 2018 as against a profit of ₹ 1,188 lakhs for the Financial Year ended 31st March, 2017.

3) Performance of Joint Venture Companies

The Company has only following two Joint Ventures:

- (i) Morarjee Castiglioni (India) Private Limited (50%)
- (ii) Just Textiles Limited (49%)

A Statement containing the salient features of the Financial Statements of said Joint Ventures is annexed in the prescribed Form AOC-1 to this Report as "Annexure -1".

A policy on material subsidiaries has been formulated and hosted on the website of the Company at www.morarjee.com.

4) Share Capital

During the financial year 2017-18, there was no change in the Share Capital of the Company. The Company has neither issued any shares nor granted any Stock Options nor any Sweat Equity Shares during the year.

5) Dividend and Reserve

Your Directors do not recommend any dividend for the year under review. The details of reserves and surplus are provided in Note No. 15 of the notes to the standalone financial statement.

6) Deposits

The Company has neither accepted nor renewed any deposits during the year.

7) Particulars of Loans, Guarantee or Investments

During the year under review, the Company has not made any investments, advanced any loans or provided any guarantee falling under Section 186 of the Companies Act, 2013 ("the Act").

8) State of Company's Affairs and business Review

The details of the Company's affairs including its operations are more specifically given in the

Management Discussion and Analysis Report, which is given in this Annual Report.

9) Corporate Social Responsibility ("CSR")

Company undertakes its CSR activities through Urvi Ashok Piramal Foundation which is currently executing various projects on Health and Livelihood programmes and these projects are in accordance with Schedule VII of the Companies Act, 2013 and the Company's CSR policy.

The detailed Report on CSR activities is annexed as **Annexure – 2** and forms an integral part of this Report.

The constitution of the CSR Committee and its terms of reference are more particularly stated in the Corporate Governance Report which forms a part of this Annual Report. CSR Policy of the Company is available on Company's website at www.morarjee.com.

10) Business Risk Management

The Company has formulated and implemented a Risk Management policy in accordance with the provisions of the Act and Regulation 17(9) of the SEBI (Listing Obligations and Disclosure Requirements) Regulations, 2015 ("Listing Regulations") in order to address the business risks associated with the Company. The Company periodically reviews the risk management practices and actions deployed by the management with respect to the identification, impact assessment, monitoring, mitigation and reporting of key risks while trying to achieve its business objectives.

11) Internal Control System and their adequacy

Your Company has an Internal Control System commensurate with the size, scale and complexity of its operations and well-documented procedures for various processes which are periodically reviewed for changes warranted due to business needs. The Internal Auditor continuously monitors the efficiency of the internal controls/ compliance with the objective of providing to Audit Committee and the Board of Directors, an independent, objective and reasonable assurance of the adequacy and effectiveness of the organisation's risk management, control and governance processes. This system of internal control facilitates effective compliance of Section 138 of the Act and the Listing Regulations.

To maintain its objectivity and independence, the Internal Auditor reports to the Chairman of the Audit Committee. The Internal Auditor monitors and evaluates the efficiency and adequacy of the internal control

system with reference to the Financial Statement. Based on the report of internal auditor, process owners undertake corrective actions in their respective areas and thereby strengthen the controls. Significant audit observations and corrective actions thereon are presented to the Audit Committee.

During the year under review, no reportable material weakness in the operation was observed. Regular audit and review processes ensure that such systems are reinforced on an ongoing basis.

12) Vigil Mechanism/ Whistle Blower Policy

The Vigil Mechanism/Whistle Blower Policy has been put in place for the Directors and Employees to report their genuine concerns about unethical behaviour, actual or suspected fraud or violation of the Company's Code of Conduct. The mechanism provides for adequate safeguards against the victimization of Director(s) and Employee(s) who avail of the mechanism. Directors and Employees may make protected disclosure under the policy to the Compliance Committee constituted by the Company to administer the internal code of business conduct. In exceptional cases, Directors and Employees have direct access to the Chairman of the Audit Committee. Further no personnel have been denied access to the Compliance Committee/ Chairman of the Audit Committee, as the case may be.

No complaints were received under whistle blower mechanism during the year under review.

13) Directors and Key Managerial Personnel

Mr. R. K. Rewari (DIN: 00619240), Managing Director of the Company is liable to retire by rotation and being eligible, has offered himself for re-appointment. The Board recommends his re-appointment to the shareholders at the ensuing AGM. On his re-appointment, he will continue as Managing Director for his remaining tenure as Managing Director and it will not be termed as break of service for all purposes.

Mr. Ranjan Sanghi, Independent Director will attain the age of 75 years on 6th May, 2019. Board recommends for continuation of his appointment as an Independent Director for remaining term i.e. till 28th September, 2019 in terms of Regulation 17(1A) of SEBI (Listing Obligations and Disclosure Requirements), Regulations, 2015, as amended by SEBI (Listing Obligations and Disclosure Requirements) (Amendment), Regulations, 2018, notified on 9th May, 2018 which would be effective from

1st April, 2019 which require the approval of members by way of special resolution. Notice of AGM contains the resolution to this effect for approval of members.

All the Independent Directors of your company have given declarations that they meet the criteria of Independence laid down under Section 149(6) of the Act and the Listing Regulations.

The Company has complied with the requirements of having Key Managerial Personnel as per the provisions of Section 203 of the Act.

14) Remuneration Policy

In compliance with Section 178(3) of the Act and Regulation 19(3) of the Listing Regulations and on the recommendation of the Nomination and Remuneration Committee, the Board framed a Policy relating to the selection and appointment of Directors, Key Managerial Personnel, Senior Management and their remuneration. The Policy includes criteria for determining qualifications, positive attributes and independence of a director and other matters. The functions of the Nomination and Remuneration Committee are disclosed in the Corporate Governance Report, which forms part of the Annual Report.

15) Performance Evaluation

Pursuant to Regulation 17 of the Listing Regulations read with Schedule IV of the Act, a formal evaluation of Board's performance and that of its Committees and individual directors had been done. The evaluation process was externally facilitated and conducted by M/s. hrcraft, a professional business consulting firm specialized in feedback exercises engaged for carrying out evaluation process in a fair and transparent manner. Directors were circulated structured performance evaluation forms on various heads and they have provided their inputs on the same. Based on feedback, an evaluation Report was prepared and forwarded to the Chairperson and the respective Director to maintain the confidentiality of the Report.

The Independent Directors at their meeting held on 7th March, 2018, evaluated performance of the Chairperson, non-independent directors of the Company and the performance of the Board as a whole based on the evaluation report provided by the M/s. hrcraft.

The Directors expressed their satisfaction to the outcome of the aforesaid evaluations and consented for continuation of present term of appointment of each of the Independent Directors.

16) Meetings of the Board

Four meetings of the Board of Directors were held during the financial year 2017-18 and the gap between two consecutive board meetings was within the statutory limit. The details of the number of meetings held and attended by each Director are provided in the Corporate Governance Report, which forms part of this Report.

17) Committees of the Board

The details of all the Committees of the Board including the Audit and CSR Committee along with their terms of reference, composition and meetings held during the year, are provided in the Report on Corporate Governance which forms part of this Annual Report.

18) Directors' Responsibility Statement

Pursuant to Section 134(5) of the Act ("the Act"), we hereby state that:

- i) in the preparation of the annual accounts, the applicable accounting standards have been followed along with proper explanation relating to material departures, in any;
- ii) your Directors have selected such accounting policies and applied them consistently and made judgments and estimates that are reasonable and prudent so as to give a true and fair view of the state of affairs of the Company as at 31st March, 2018 and its profit for the year ended on that date;
- iii) your Directors have taken proper and sufficient care towards the maintenance of adequate accounting records in accordance with the provisions of the Act, for safeguarding the assets of the Company and for preventing and detecting fraud and other irregularities;
- iv) your Directors have prepared the annual accounts for the year ended 31st March, 2018 on a going concern basis;
- v) your Directors have laid down internal financial controls to be followed by the Company and that such internal financial controls are adequate and were operating effectively;
- vi) your Directors have devised proper systems to ensure compliance with the provisions of all applicable laws and that such systems were adequate and operating effectively.

19) Related Party Transactions ("RPTs")

The RPTs entered into by the Company during the Financial Year 2017-18 were on an arm's length basis and in the ordinary course of business and none of them was material. The Form AOC-2 for RPTs is enclosed as **"Annexure - 3"**.

All the RPTs were placed before the Audit Committee for its approval and the Committee had granted its prior approval/omnibus approvals, as the case may be, for all related party transactions considering their nature. The Audit Committee reviewed, on a quarterly basis, related party transactions entered into by the Company to which omnibus approval was granted by the Committee. The Company has framed a policy on RPTs for the purpose of identification, approval and monitoring of such transactions.

The policy on related party transaction is hosted on the Company's website at www.morarjee.com.

20) Auditors and their reports

A. Statutory Auditors & Auditors Report

In terms of Section 139 of the Act, Members of the Company at the 22nd AGM held on 22nd August, 2017 had appointed M/s. Haribhakti & Co. LLP, Chartered Accountants (Firm Registration No. 103523W/W100048) as the Statutory Auditors for a term of 5 years commencing from the conclusion of 22nd AGM till the conclusion of the 27th AGM to be held in year 2022, subject to the ratification by shareholders at every AGM. Since the provision of ratification by the members has been done away by the Companies Amendment Act, 2017, Board has recommended the ratification of their appointment for their remaining tenure and the notice of AGM contains the resolution for ratification of their appointment to the members.

The Auditor's Report on the Standalone and Consolidated Financial Statements of the Company for the Financial Year 2017-18 as submitted by M/s. Haribhakti & Co. LLP, did not contain any qualifications, reservations or adverse remarks and are self-explanatory.

There have been no instances of fraud reported by the Auditors under Section 143(12) of the Act and Rules framed thereunder either to the Company or to the Central Government.

B. Cost Auditors

Pursuant to Section 148 of the Act and on the recommendation of the Audit Committee, M/s. Phatak Paliwal & Co., Cost Accountants (Firm Registration Number 000105), was appointed by the Board as the Cost Auditors of the Company for the financial year 2018-19 at a remuneration of ₹1,50,000 subject to ratification by the members at the AGM. The requisite resolution for ratification of remuneration of Cost Auditors by the shareholders has been set out in the Notice of AGM. M/s. Phatak Paliwal & Co. provided a certificate to the Company certifying their independence and arm's length relationship with the Company in accordance with the provisions of the Act.

C. Secretarial Audit

Pursuant to Section 204 of the Act read with the Companies (Appointment and Remuneration of Managerial Personnel) Rules, 2014, the Company has obtained the Secretarial Audit Report for the financial year ended 31st March, 2018 from M/s. Kala Agarwal, Company Secretary in practice and same is annexed as **Annexure - 4** to this Report. The Secretarial Audit Report does not contain any qualification, reservation or adverse remark and details mentioned in the Secretarial Audit Report are self explanatory.

21) Corporate Governance Report and Management Discussion and Analysis Report

The Corporate Governance Report on compliance of the conditions of Corporate Governance as stipulated in the Listing Regulations and the Management Discussion & Analysis Report form an integral part of this annual report.

22) Compliance of Secretarial Standards

The Company has complied with the applicable Secretarial Standards during the year.

23) Extract of Annual Return

Pursuant to the provisions of Sections 134(3)(a) and 92(3) of the Act read with Rule 12(1) of the Companies (Management and Administration) Rules, 2014, an extract of the Annual Return as on March 31, 2018, in prescribed Form No. MGT-9 is given in **Annexure - 5** to this Report.

24) Particulars of Employees

The information required pursuant to Section 197 of the Act read with Rule 5 of the Companies (Appointment and Remuneration of Managerial Personnel) Rules, 2014 in respect of employees of the Company, will be provided on request. In terms of Section 136 of the Act, the reports and accounts are being sent to the shareholders and others entitled thereto, excluding the said information which will be made available for inspection by the shareholders at the Registered Office of the company during business hours on any working days of the Company up to the date of the ensuing Annual General Meeting. If any shareholder is interested in inspecting the same, such shareholders may write to the Company Secretary in advance.

25) Energy Conservation and Technology absorption, Foreign Exchange Earnings and Outgo

The information pertaining to conservation of energy and technology absorption as required under Section 134 (3)(m) of the Companies Act, 2013 read with Rule 8(3) of the Companies (Accounts) Rules, 2014 is furnished in “**Annexure - 6**” to this report.

The total Foreign Exchange Inflow was ₹ 9,850.45 lakhs and Outflow was ₹ 1,413.99 lakhs during the year under review.

26) Significant and Material Orders

There were no significant and material orders passed by any Regulators or Courts or Tribunals during the year ended 31st March, 2018 impacting the going concern status and Company's operations in future.

27) Prevention of Sexual Harassment of Women at workplace

The Company has zero tolerance towards sexual harassment at workplace and has adopted a policy to

abide by letter and spirit requirements of the Sexual Harassment of Women at Workplace (Prevention, Prohibition and Redressal) Act, 2013 and the Rules made thereunder. The Company has Internal Complaints Committee (ICC) at Group level to redress the complaints of sexual harassment. During the year, Company has not received any complaint of sexual harassment.

28) Material Changes and Commitments affecting the financial position of the company

There has been no material change/commitment affecting the financial position of the Company during the period from the end of the financial year on 31st March, 2018 to the date of this Report. There has been no change in the nature of business of the Company.

29) Acknowledgements

Your Directors gratefully acknowledge the support and cooperation received from various departments of the Central and State governments, members, business associates, analysts, banks, financial institutions, customers, distributors and suppliers, Business Partners and other stakeholders of the Company and also convey a sense of high appreciation to all the employees of the Company for their hard work, dedication, continued commitment and contributions.

On behalf of the Board
For **Morarjee Textiles Limited**

Urvi A. Piramal
Chairperson
DIN 00044954

Date: 24th May, 2018
Place: Mumbai

Annexure - 1 AOC - 1

Statement containing salient features of the financial statement of subsidiaries/associate companies/joint ventures (Pursuant to first proviso to sub-section (3) of section 129 read with rule 5 of Companies (Accounts) Rules, 2014)

Part A - Subsidiaries

Sr. No.	Name of the subsidiary	Reporting Period	Reporting currency	Share capital / Contribution	Reserves & surplus	Total assets	Total Liabilities (Excluding Share capital and Reserves & Surplus)	Investments	Turnover (Includes Other Income)	Profit before taxation	Provision for taxation	Profit after taxation	Proposed Dividend	% of Share holding	Remarks
Not Applicable															

Notes :

- Names of the Subsidiaries which are yet to commence operations: NIL
- Names of Subsidiaries which have been liquidated or sold during the year: NIL

Part B: Associates and Joint Ventures

Statement pursuant to Section 129 (3) of the Companies Act, 2013 related to Associate Companies and Joint Ventures

Sr. No.	Name of Associates/Joint Ventures	Latest audited balance sheet	Shares of Associate/Joint Ventures held by the company on the year end			Description of how there is significant influence	Reason why the associate /joint venture is not consolidated	Networth attributable to Shareholding as per latest audited Balance Sheet	Profit / Loss for the year		Remarks
			No. of Shares	Amount of Investment in Associates /Joint Venture	Extent of Holding %				Considered in Consolidation	Not Considered in Consolidation	
1	Morajee Castiglioni (India) Private Ltd.	31-Mar-18	1,000,000	64.10	50%	Shareholding	-	59.47	-3.66	-	Joint Venture
2	Just Textiles Limited @	31-Mar-18	795,560	429.86	49%	Shareholding	-	465.32	9.32	-	Joint Venture

@ Unaudited

Notes :

- Names of the Associates or Joint ventures which are yet to commence operations: NIL
- Names of Associates or Joint ventures which have been liquidated or sold during the year: NIL

For and on behalf of Board of Directors

Urvi A. Piramal
(DIN 00044954)
Chairperson

Harsh A. Piramal
(DIN 00044972)
Executive Vice Chairman

R. K. Rewari
(DIN 00619240)
Managing Director

Mahesh S. Gupta
(DIN 00046810)
Director

Ranjan Sanghi
(DIN 00275842)
Director

S. C. Kashimpuria
Chief Financial Officer

Sanjeev Singh Sengar
Company Secretary

Annexure - 2

Annual Report on the CSR Activities of the Company

1	A brief outline of the Company's CSR Policy including overview of projects or programs proposed to be undertaken and a reference to the web-link to the CSR policy and projects or programs.	CSR activities at Morarjee Textiles Limited are carried out through Urvi Ashok Piramal Foundation. The Company has framed a CSR Policy in compliance with the provisions of the Companies Act, 2013 and rules made thereunder and the same is placed on the Company's website at www.morarjee.com .
2	The composition of the CSR Committee	Ms. Urvi A. Piramal – Chairperson Mr. Harsh A. Piramal – Member Mr. Ranjan Sanghi – Member
3	Average Net profit of the Company for the last three financial years	₹ 2696.67 lakhs
4	Prescribed CSR Expenditure (two per cent of the amount as mentioned in item 3 above)	₹ 53.93 lakhs
5	Details of the CSR Expenditure incurred during the financial year:	
	• Total Amount spent during the Financial Year ended 31 st March, 2018.	₹ 100 lakhs
	• Amount unspent, if any;	Nil
	• Manner in which the amount is spent during 1 st April, 2017 to 31 st March, 2018	Given below

(₹ in lakhs)

Sr. No.	CSR Project or activity identified	Sector in which the project is covered	Projects or programs (1) Local area or other (2) Specify the State and district where projects or programs was undertaken	Amount outlay (budget) project or programswise	Amount spent on the projects or programs	Cumulative expenditure upto the reporting period -March 2018	Amount Spent: Direct or through implementing agency
1)	Health	Mobile Health Unit -1	Dist: Nagpur State: Maharashtra	9.40	9.40	9.40	Urvi Ashok Piramal Foundation (UAPF)
		Mobile Health Unit -2	Dist: Nagpur State: Maharashtra	9.00	9.00	9.00	
		Mobile Health Unit -3	Dist: Nagpur State: Maharashtra	9.40	9.40	9.40	
		School Health Intervention-1	Dist: Raigad State: Maharashtra	15.00	15.00	15.00	
		School Health Intervention-2	Dist: Raigad State: Maharashtra	12.50	12.50	12.50	
2)	Environment and livelihood	Conservation Wildlands	Pench, Madhya Pradesh and Maharashtra	40.00	40.00	40.00	
3)	Administration			4.70	4.70	4.70	
Total				100.00	100.00	100.00	

The CSR Committee hereby confirms that the implementation and monitoring of the CSR Policy is in compliance with the CSR Objectives and Policy of the Company.

Urvi A. Piramal
Chairperson of CSR Committee

Harsh A. Piramal
Executive Vice Chairman

Report on CSR activities

HEALTH

One of the most effective and popular programme of the foundation is the Mobile Health Unit of UAPF. The noble cause of providing health services at the door step has gained popularity over the years.

UAPF Mobile health team has been working with full exuberance in eradicating scabies from the Tribal Ashram Schools. We reach out to 14 Tribal residential Ashram schools, covering 9000 children per week via 2 Mobile Health Units (MHU) at Raigad, Maharashtra. We are very proud to state that the foundation has practically eradicated scabies from the schools. Through peer education and continuous health sessions, children are taught to maintain personal and environment hygiene. The continuous interaction of the MHU team with the children, sessions on health and hygiene and dispensing quality medication has made the difference. Initially the children had to travel almost 15 to 20 kms to seek medical help, as the schools are often located away from the village. The health team not only treats the children who are sick, but also periodically does general screening of all the children. The health data of each child is maintained in the Tabs as all the MHUs are digitalized. The health card with all the key data is handed over to the warden and the dosage given is dully explained to her.

In a recently concluded assessment study by the foundation, the teachers, wardens and the principals found the service very effective in bringing significant changes in the lives of these tribal children. The children shared, they feel very comfortable interacting with the team and they felt their overall health has improved.

Value education session

The UAPF animator regularly works with the school children by inculcating value education. Through the conserted efforts of the team, issues like hygiene, sanitation and moral education is being imparted. Simultaneously work is carried out in making the teachers and wardens more proactive in addressing issues of health, nutrition and hygiene in the schools. The teachers appreciate the contribution of the team and feels, regular intervention by UAPF is bringing about holistic development among children. The attendance and concentration has improved significantly in all the schools, which is a commendable contribution.

Bor Forest Intervention

At the behest of the forest department, the foundation launched MHU service in the month of Sept 2017 for the people living in the Buffer zone of the forest and for the forest

guards who work in the most vulnerable situations. In the initial phase, 21 villages composing of 20000 population was covered. The van equipped with medicines and the health team visits these 21 villages on a weekly basis. Along with regular health check ups and treatment, special camps were also conducted. The foundation through 3 such camps in the last 6 months have screened over 500 people and addressed issues of anemia, women's general health and hygiene. The forest department wants the foundation to gradually cover the remaining 25 villages by launching a second van.

Similar efforts are on in Nagpur, where the foundation runs 4 MHUs at Nagpur in the BOR forest, in the rural and tribal villages at Butibori and at Pench- MP and Maharashtra.

Apart from this, health checkup camps with the help of Forest Department was organised for Bor Forest employees & the villagers. The team also organized Hemoglobin screening camp for patients with the help of women's SHGs. During this camp along with check-ups, medicines were also distributed, simultaneously sessions on health and hygiene was also covered.

Month wise patient check-ups

Month	Total Patients Examined
Sept 2017	1744
Oct 2017	1557
Nov 2017	1393
Dec 2017	1399
Jan 2018	1234
Feb 2018	1118
March 2018	729
Total	9174

At the Pench forest similar health intervention was undertaken in the villages that fall in Maharashtra (30 villages) and Madhya Pradesh (4).

Begning of Livelihoods

In the area of Conservation, livelihood programmes for people living at the Pench forest, Nagpur is being undertaken. Employment opportunities were provided to 85 families through various livelihood interventions like making of reusable sanitary napkins, reuseable cloth bags, hand made papers and village tourism, thereby reducing the dependency on the forest and in the process contributing to the whole effort of conservation. This is just a beginning, efforts are on to seek further support from the forest department in developing a fullfledged livelihood training center at the Buffer zone of the forest.

Annexure - 3

Form No. AOC - 2

(Pursuant to clause (h) of sub-section (3) of section 134 of the Companies Act, 2013 and Rule 8(2) of the Companies (Accounts) Rules, 2014)

Form for disclosure of particulars of contracts/arrangements entered into by the company with related parties referred to in sub-section (1) of section 188 of the Companies Act, 2013 including certain arms length transactions under third proviso thereto

1. Details of contracts or arrangements or transactions not at arm's length basis:	NOT APPLICABLE
(a) Name(s) of the related party and nature of relationship	
(b) Nature of contracts/arrangements/transactions	
(c) Duration of the contracts / arrangements/transactions	
(d) Salient terms of the contracts or arrangements or transactions including the value, if any	
(e) Justification for entering into such contracts or arrangements or transactions	
(f) Date(s) of approval by the Board	
(g) Amount paid as advances, if any	
(h) Date on which the special resolution was passed in general meeting as required under first proviso to section 188	
2. Details of material contracts or arrangement or transactions at arm's length basis:	NOT APPLICABLE
(a) Name(s) of the related party and nature of relationship	
(b) Nature of contracts/arrangements/transactions	
(c) Duration of the contracts / arrangements/transactions	
(d) Salient terms of the contracts or arrangements or transactions including the value, if any	
(e) Date(s) of approval by the Board, if any	
(f) Amount paid as advances, if any	

**For and on behalf of
Morarjee Textiles Limited**

Sd/-
Urvi A. Piramal
Chairperson

Annexure - 4

Form No. MR-3

Secretarial Audit Report

for the Financial Year Ended on 31st March, 2018

[Pursuant to section 204(1) of the Companies Act, 2013 and Rule No. 9 of the Companies (Appointment and Remuneration of Managerial Personnel) Rules, 2014]

To,

The Members,
M/s. MORARJEE TEXTILES LIMITED
Peninsula Spenta, Mathuradas Mills Compound,
Senapati Bapat Marg, Lower Parel,
Mumbai- 400013.

We have conducted the Secretarial Audit of the compliance of applicable statutory provisions and the adherence to good corporate practices by M/s. Morarjee Textiles Limited (hereinafter called the 'Company'). Secretarial Audit was conducted in a manner that provided us a reasonable basis for evaluating the corporate conducts/statutory compliances and expressing our opinion thereon.

Based on our verification of the Company's books, papers, minute books, forms and returns filed and other records maintained by the Company and also information provided by the Company, its officers, agents and authorized representatives during the conduct of secretarial audit, We hereby report that in our opinion, the Company has during

the audit period covering the financial year ended on 31st March, 2018 complied with the statutory provisions listed hereunder and also that the Company has proper Board-processes and compliance mechanism in place to the extent, in the manner and subject to the reporting made hereinafter:

We have examined the books, papers, minute books, forms and returns filed and other records maintained by M/s. Morarjee Textiles Limited for the financial year ended on 31st March, 2018 according to the provisions of:

- (i) The Companies Act, 2013 (the Act) and the rules made thereunder;
- (ii) The Securities Contracts (Regulation) Act, 1956 ('SCRA') and the rules made thereunder;
- (iii) The Depositories Act, 1996 and the Regulations and Bye-laws framed thereunder;
- (iv) Foreign Exchange Management Act, 1999 and the rules and regulations made thereunder to the extent of Foreign Direct Investment, Overseas Direct Investment and External Commercial Borrowings;
- (v) The Regulations and Guidelines prescribed under the Securities and Exchange Board of India Act, 1992 ('SEBI Act') viz.:
 - (a) SEBI (Substantial Acquisition of Shares and Takeovers) Regulations, 2011;
 - (b) SEBI (Prohibition of Insider Trading) Regulations, 2015;
 - (c) SEBI (Issue of Capital and Disclosure Requirements) Regulations, 2009;
 - (d) SEBI (Share Based Employee Benefits) Regulations, 2014;
 - (e) SEBI (Issue and Listing of Debt Securities) Regulations, 2008;
 - (f) SEBI (Registrars to an Issue and Share Transfer Agents) Regulations, 1993 regarding the Companies Act and dealing with client;
 - (g) SEBI (Delisting of Equity Shares) Regulations, 2009;
 - (h) SEBI (Buy Back of Securities) Regulations, 1998; and
 - (i) SEBI (Listing Obligations and Disclosure Requirements) Regulations, 2015
- (vi) Other laws specifically applicable to the company, namely:
 1. Contract Labour (Regulation and Abolition) Act, 1970
 2. Maharashtra Fire Prevention and Life Safety Measures Act, 2006
 3. Private Security Agencies (Regulation) Act, 2005
 4. The Maharashtra Private Security Guards (Regulation of Employment and Welfare) Act, 1981
 5. The Maharashtra Shops & Establishment Act, 1948
 6. Contract Labour (Regulation and Abolition) Central Rules, 1971
 7. Maharashtra Contract Labour (Regulation and Abolition) Rules, 1971

8. Income Tax Act, 1961
9. Wealth Tax Act, 1957
10. Hank Yarn Packing Notification, 2000
11. Air (Prevention and Control of Pollution) Act, 1981
12. Batteries (Management and Handling) Rules, 2001
13. E – waste (Management and Handling) Rules, 2011
14. Environment (Protection) Act, 1986
15. Environment (Protection) Rules, 1986
16. Environment (Protection) second Amendment Rules, 2002 – Diesel Generator (DG) Sets Rules
17. Hazardous wastes (Management, Handling and Transboundary Movement) Rules, 2008
18. Maharashtra Air (Prevention and Control of Pollution) Rules, 1983
19. Maharashtra Plastic Carry Bags Rules, 2006
20. Maharashtra Water (Prevention and Control of Pollution) Rules, 1983
21. Manufacture, Storage and import of Hazardous Chemical Rules, 1981
22. Pollution Control Consent
23. Water (Prevention and Control of Pollution) Act, 1974
24. Water (Prevention and Control of Pollution) Cess Rules, 1978
25. Master Circular on Direct Investment by Residents in Joint Venture (JV) / Wholly Owned Subsidiary (WOS) Abroad (Master Circular Number 11/ 2013-2014)
26. Central Excise Act, 1944
27. Central Excise Rules, 2002
28. Central Sales Act, 1956
29. Cenvat Credit Rules, 2004
30. Custom Act, 1962
31. Maharashtra Value Added Tax, 2002
32. Service Tax Rules, 1994
33. Boiler Act, 1923
34. Boiler Regulation, 1950
35. Explosives Act, 1884
36. Explosives Rules, 2008
37. Gas Cylinder Rules, 2004
38. Indian Electricity Rules, 1956
39. Legal Metrology Act, 2009
40. Maharashtra Fire Prevention and Life Safety Measures Act, 2006
41. Petroleum Act, 1934
42. Petroleum Rules, 2002
43. The Solvent, Raffinete and Slop (Acquisition, sale, storage and Prevention of use in Automobile) Order, 2000
44. Trade Marks Act, 1999
45. Apprentices Act, 1961
46. Child labour (Prohibition and Regulation) Act, 1986
47. Employees' State Insurance Act, 1948
48. The Employees' Compensation Act, 1923
49. Employees' State Insurance (General) Regulations, 1950

50. Employment Exchanges (Compulsory Notification of Vacancies) Act, 1959
51. Equal Remuneration Act, 1976
52. Factories Act, 1948
53. Maharashtra Factories Rules, 1963
54. Maharashtra Labour Welfare Fund Act, 1953
55. Maharashtra State Tax on Professions, Trades, Calling and Employments Rules, 1975.
56. Maharashtra Workmen's Minimum House Rent Allowance Act, 1983
57. Maternity Benefit Act, 1961
58. Minimum Wages Act, 1948
59. Payment of Bonus Act, 1965
60. The Employees' Provident Fund Scheme, 1952
61. The Payment of Bonus Rules, 1975
62. The Payment of Gratuity Act, 1972
63. Weekly Holidays Act, 1942
64. The Sexual Harassment of Women at Workplace (Prevention, Prohibition and Redressal) Act, 2013
65. The Central Goods and Services Tax Act, 2017
66. Maharashtra Goods and Services Tax Act, 2017

We have also examined compliance of Secretarial Standards issued by The Institute of Company Secretaries of India.

During the period under review the Company has complied with the provisions of the Act, Rules, Regulations, Guidelines, Standards, etc. mentioned above.

The representation made by the Company to BSE Committee for reviewing its earlier order imposing the penalty of ₹ 3.14 lakhs for delayed submission of shareholding pattern of the Company for the quarter ended 30th September, 2016 was not considered favourably. The Company had complied with the order of BSE.

We further report that

The Board of Directors of the Company is duly constituted with proper balance of Executive Directors, Non-Executive Directors and Independent Directors.

Adequate notice is given to all directors to schedule the Board Meetings, agenda and detailed notes on agenda were sent at least seven days in advance and a system exists for seeking and obtaining further information and clarifications on the agenda items before the meeting and for meaningful participation at the meeting.

All the Board/Committee decisions were taken unanimously.

We further report that there are adequate systems and processes in the company commensurate with the size and operations of the company to monitor and ensure compliance with applicable laws, rules, regulations and guidelines.

Kala Agarwal

Place: Mumbai

Date: 24th May, 2018

Practising Company Secretary

C P No.: 5356

Note : This report is to be read with our letter of even date which is annexed as '**ANNEXURE A**' and forms an integral part of this report.

'Annexure A'

To,

The Members,
M/s. MORARJEE TEXTILES LIMITED
Peninsula Spenta, Mathuradas Mills Compound,
Senapati Bapat Marg, Lower Parel,
Mumbai- 400013.

Our report of even date is to be read along with this letter.

1. Maintenance of secretarial record is the responsibility of the management of the company. Our responsibility is to express an opinion on these secretarial records based on our audit.
2. We have followed the audit practices and processes as were appropriate to obtain reasonable assurance about the correctness of the contents of the Secretarial records. The verification was done on test basis to ensure that correct facts are reflected in secretarial records. We believe that the processes and practices, we followed provide a reasonable basis for our opinion.
3. We have not verified the correctness and appropriateness of financial records and Books of Accounts of the company.
4. Wherever required, we have obtained the Management representation about the compliance of laws, rules and regulations and happening of events etc.
5. The compliance of the provisions of Corporate and other applicable laws, rules, regulations, standards is the responsibility of management. Our examination was limited to the verification of procedures on test basis.
6. The Secretarial Audit report is neither an assurance as to the future viability of the company nor of the efficacy or effectiveness with which the management has conducted the affairs of the company.

Kala Agarwal

Practising Company Secretary
C P No.: 5356

Place: Mumbai

Date: 24th May, 2018

Annexure - 5

Form No. MGT-9

Extrct of Annual Return

As on the financial year ended on 31st March, 2018

[Pursuant to section 92(3) of the Companies Act, 2013 and Rule 12(1) of Companies (Management and Administration) Rules, 2014]

I. REGISTRATION AND OTHER DETAILS:

i)	CIN:-	L52322MH1995PLC090643
ii)	Registraion Date:-	14 th July, 1995
iii)	Name of the Company	Morarjee Textiles Limited
iv)	Category / Sub-Category of the Company:-	Company limited by Shares
v)	Address of Registered Office and Contact details:-	Peninsula Spenta, Mathuradas Mills Compound, Senapati Bapat Marg, Lower Parel, Mumbai 400013. Tel: (+91 22) 66154651 Email: corporatesecretarial@ashokpiramalgrou.com
vi)	Whether Listed Company:-	Yes
vii)	Name, address and contact details of the Registrar and Transfer Agent, if any:-	Freedom Registry Limited (Share Transfer Agent) Plot No: 101/102, 19 th Street, MIDC Area, Satpur, Nashik 422007 Telephone: (0253)-2354032 Email Id: support@freedomregistry.in

II PRINCIPAL BUSINESS ACTIVITIES OF THE COMPANY

All the business activities contributing to 10% or more of the total turnover of the company shall be stated:

Sr. No.	Name and Description of main Product/Service	NIC Code of the Product/Service	% of total turnover of the company
1	Cotton Fabrics	17115	Aprox. 97%

III PARTICULARS OF HOLDING, SUBSIDIARY AND ASSOCIATE COMPANY -

Sr. No.	Name and Address of the Company	CIN/GLN	Holding/Subsidiary/ Associate Company	% of Shares Held	Applicable Section
1	Morarjee Castiglioni (india) Private Limited Peninsula Spenta, Mathuradas Mills Compound Senapati Bapat Marg, Lower Parel Mumbai MH 400013 IN	U17110MH1997PTC110278	Associate Company	50%	2(6)
2	Just Textiles Limited Flat No. 25, 5 th Floor, Aryan Mahal, Plot No. 43, PM Shukla Marg, C Road, Churchgate, Mumbai 400 020	U17100MH1987PLC044296	Associate Company	49%	2(6)

IV SHARE HOLDING PATTERN (Equity Share Capital Breakup as percentage of Total Equity)

i) Category-wise Share Holding

Category of Shareholders	No. of shares held at the beginning of the year				No. of shares held at the end of the year				% Change during year
	Demat	Physical	Total	% of total shares	Demat	Physical	Total	% of total shares	
Promoters									
Indian									
Individual/HUF	1,04,551	0	1,04,551	0.29	1,04,551	0	1,04,551	0.29	0.00
Central Govt	0	0	0	0.00	0	0	0	0.00	0.00

Category of Shareholders	No. of shares held at the beginning of the year				No. of shares held at the end of the year				% Change during year
	Demat	Physical	Total	% of total shares	Demat	Physical	Total	% of total shares	
State Govt (s)	0	0	0	0.00	0	0	0	0.00	0.00
Bodies Corp.	0	0	0	0.00	0	0	0	0.00	0.00
Banks/ FI	0	0	0	0.00	0	0	0	0.00	0.00
Any Other									
Ashok Piramal Group Textiles Trust through its Trustee Ms Urvi A Piramal	2,15,90,112	0	2,15,90,112	59.42	2,15,90,112	0	2,15,90,112	59.42	0.00
Morarjee Goculdas Spinning & Weaving Co. Ltd Senior Employee Stock Option Scheme through its trustee Urvi Piramal & Mahesh Gupta	15,11,994	0	15,11,994	4.16	15,11,994	0	15,11,994	4.16	0.00
Sub-total (A) (1):-	2,32,06,657	0	2,32,06,657	63.87	2,32,06,657	0	2,32,06,657	63.87	0.00
Foreign									
NRIs- Individuals	0	0	0	0.00	0	0	0	0	0.00
Other- Individuals	0	0	0	0.00	0	0	0	0	0.00
Bodies Corp.	0	0	0	0.00	0	0	0	0	0.00
Banks/ FI	0	0	0	0.00	0	0	0	0	0.00
Any Other	0	0	0	0.00	0	0	0	0	0.00
Sub-total (A) (2):-	0	0	0	0.00	0	0	0	0	0.00
Total Shareholding of Promoters (A) = (A) (1)+(A)(2)	2,32,06,657	0	2,32,06,657	63.87	2,32,06,657	0	2,32,06,657	63.87	0.00
Public Shareholding									
Institutions									
Mutual Funds	0	2,583	2,583	0.01	0	1,010	1,010	0.00	0.00
Banks / FI	4,353	2,174	6,527	0.02	1,765	1,817	3,582	0.01	-0.01
Central Govt.	0	0	0	0.00	0	0	0	0.00	0.00
State Govt.(s)	0	0	0	0.00	0	0	0	0.00	0.00
Venture Capital Funds	0	0	0	0.00	0	0	0	0.00	0.00
Insurance Companies	17,12,943	0	17,12,943	4.71	17,09,644	0	17,09,644	4.71	-0.01
FIs	0	1,135	1,135	0.00	0	258	258	0.00	0.00
Foreign Venture Capital Funds	0	0	0	0.00	0	0	0	0.00	0.00
Others (specify)	0	0.0	0	0.00	0	0	0	0.00	0.00
Sub-Total (B)(1):	17,17,296	5,892	17,23,188	4.74	17,11,409	3,085	17,14,494	4.72	-0.02
Non-Institutions									
Bodies Corporate	14,28,352	46,792	14,75,144	4.06	13,06,636	41,320	13,47,956	3.71	-0.35

Category of Shareholders	No. of shares held at the beginning of the year				No. of shares held at the end of the year				% Change during year
	Demat	Physical	Total	% of total shares	Demat	Physical	Total	% of total shares	
Individuals									
Individual Shareholders holding nominal share capital upto share capital upto Rs 1 lakh	50,15,903	3,24,065	53,39,968	14.70	55,64,990	2,67,364	58,32,354	16.05	1.36
Individual Shareholders holding nominal share capital in excess of Rs 1 lakh	41,22,226	27,736	41,49,962	11.42	37,94,098	27,736	38,21,834	10.52	-0.90
Others (specify)									
Clearing Member	34,506	0	34,506	0.09	15,270	0	15,270	0.04	-0.05
NRIs	3,80,630	22,294	4,02,924	1.11	1,62,418	1,68,330	3,30,748	0.91	-0.20
IEPF Authority	0	0	0	0.00	63,036	0	63,036	0.17	0.17
Sub-Total (B)(2):	1,09,81,617	4,20,887	1,14,02,504	31.38	1,09,06,448	5,04,750	1,14,11,198	31.41	0.02
Total Public Shareholding (B)=(B)(1)+(B)(2)	1,26,98,913	4,26,779	1,31,25,692	36.13	1,26,17,857	5,07,835	1,31,25,692	36.13	0.00
Shares held by Custodian for GDRs & ADRs (C)	0	0	0	0.00	0	0	0	0.00	0.00
Grand Total (A+B+C)	3,59,05,570	4,26,779	3,63,32,349	100.00	3,58,24,514	5,07,835	3,63,32,349	100.00	0.00

ii) Shareholding of Promoters

Shareholders Name	Shareholding at the beginning of the year			Shareholding at the end of the year			% change in shareholding during the year
	No. of Shares	% of total shares of the Company	% of Shares Pledged/encumbered to total shares	No. of Shares	% of total shares of the Company	% of Shares Pledged / encumbered to total shares	
Urvi A Piramal	49,566	0.14	0	49,566	0.14	0	0
Harsh A. Piramal	16,522	0.05	0	16,522	0.05	0	0
Rajeev A. Piramal	16,522	0.05	0	16,522	0.05	0	0
Nandan A. Piramal	16,522	0.05	0	16,522	0.05	0	0
Kalpana Singhania	5,419	0.01	0	5,419	0.01	0	0
Ashok Piramal Group Textiles Trust through its trustee Ms.Urvi A Piramal	2,15,90,112	59.42	0	2,15,90,112	59.42	0	0
Morarjee Goculdas Spinning & Weaving Co. Ltd. Senior Employee Stock Option Scheme through its trustee Urvi Piramal & Mahesh Gupta	15,11,994	4.16	0	15,11,994	4.16	0	0
Total	2,32,06,657	63.87	0	2,32,06,657	63.87	0	0

iii) Change in Promoters' Shareholding

There was no change in the promoter shareholding during the year

iv) Shareholding Pattern of Top Ten Shareholders (Other than Directors, Promoters and Holders of GDRs and ADRs)

Sr. No.	Name of the Shareholder	Date	Transaction	Shareholding at the Beginning of the year - 1st April, 2017		Cumulative Shareholding during the year - 31st March 2018	
				No. of Shares	% of total shares of the Company	No. of shares	% of total shares of the Company
1	Ruchit Bharat Patel	01.04.2017	-	2,07,097	0.57	2,07,097	0.57
		02.02.2018	Market Purchase	16,26,264	4.48	18,33,361	5.05
2	Life Insurance Corporation of India	-	-	15,18,358	4.18	15,18,358	4.18
3	Shrikrishna Finvest and Capital Management Private Limited	-	-	6,17,651	1.70	6,17,651	1.70
4	Santosh Murarilal Gupta	01.04.2017	0	3,40,500	0.94	3,40,500	0.94
		24.11.2017	Market Sale	(400)	0.001	3,40,100	0.94
		22.12.2017	Market Sale	(1000)	0.003	3,39,100	0.93
		12.01.2018	Market Sale	(500)	0.001	3,38,600	0.93
5	The Oriental Insurance Company Limited	01.04.2017	-	1,91,286	0.53	1,91,286	0.53
6	Lal Tolani	01.04.2017	-	1,83,831	0.51	1,83,831	0.51
7	Sunita M. Gupta	01.04.2017	-	1,16,000	0.32	1,16,000	0.32
8	Jashwanti Maganlal Desai	01.04.2017	-	1,00,000	0.28	1,00,000	0.28
9	Bharat Jayantilal Patel	01.04.2017	-	92,697	0.26	92,697	0.26
10	Nila Anilkumar Desai	01.04.2017	-	71,000	0.20	71,000	0.20
11	Minal Bharat Patel	01.04.2017	-	14,56,779	4.01	14,56,779	4.01
		18.08.2017	Market Purchase	33,166	0.09	14,89,945	4.10
		29.09.2017	Market Purchase	5,815	0.02	14,95,760	4.12
		01.12.2017	Market Sale	(14,95,760)	4.12	0	0.00
12	JV And Associates LLP	01.04.2017	-	3,49,735	0.96	3,49,735	0.96
		09.06.2017	Market Sale	(8,582)	0.02	3,41,153	0.94
		16.06.2017	Market Sale	(4,355)	0.01	3,36,798	0.93
		23.06.2017	Market Sale	(8,000)	0.02	3,28,798	0.90
		30.06.2017	Market Sale	(6,700)	0.02	3,22,098	0.89
		07.07.2017	Market Sale	(19,299)	0.05	3,02,799	0.83
		14.07.2017	Market Sale	(15,216)	0.04	2,87,583	0.79
		21.07.2017	Market Sale	(21,000)	0.06	2,66,583	0.73
		28.07.2017	Market Sale	(31,708)	0.09	2,34,875	0.65
		04.08.2017	Market Sale	(11,000)	0.03	2,23,875	0.62
		11.08.2017	Market Sale	(45,000)	0.12	1,78,875	0.49
		25.08.2017	Market Sale	(2,000)	0.01	1,76,875	0.49
		01.09.2017	Market Sale	(3,339)	0.01	1,73,536	0.48
		08.09.2017	Market Sale	(80,153)	0.22	93,383	0.26
		15.09.2017	Market Sale	(58,041)	0.16	35,342	0.10
		22.09.2017	Market Sale	(35,342)	0.10	0	0.00

Sr. No.	Name of the Shareholder	Date	Transaction	Shareholding at the Beginning of the year - 1st April, 2017		Cumulative Shareholding during the year - 31st March 2018	
				No. of Shares	% of total shares of the Company	No. of shares	% of total shares of the Company
13	V Vaidyanathan	01.04.2017	-	3,36,975	0.93	3,36,975	0.93
		28.04.2017	Market Sale	(13,128)	0.04	3,23,847	0.89
		05.05.2017	Market Sale	(15,261)	0.04	3,08,586	0.85
		12.05.2017	Market Sale	(10,500)	0.03	2,98,086	0.82
		30.06.2017	Market Sale	(1,000)	0.00	2,97,086	0.82
		28.07.2017	Market Sale	(15,000)	0.04	2,82,086	0.78
		11.08.2017	Market Sale	(25,213)	0.07	2,56,873	0.71
		25.08.2017	Market Sale	(1,000)	0.00	2,55,873	0.70
		01.09.2017	Market Sale	(1,000)	0.00	2,54,873	0.70
		08.09.2017	Market Sale	(16,262)	0.04	2,38,611	0.66
		15.09.2017	Market Sale	(20,000)	0.06	2,18,611	0.60
		22.09.2017	Market Sale	(10,000)	0.03	2,08,611	0.57
		29.09.2017	Market Sale	(19,589)	0.05	1,89,022	0.52
		06.10.2017	Market Sale	(17,000)	0.05	1,72,022	0.47
		13.10.2017	Market Sale	(88,930)	0.24	83,092	0.23
		27.10.2017	Market Sale	(20,000)	0.06	63,092	0.17
		03.11.2017	Market Sale	(30,000)	0.08	33,092	0.09
		10.11.2017	Market Sale	(10,000)	0.03	23,092	0.06
		24.11.2017	Market Sale	(20,000)	0.06	3,092	0.01
		01.12.2017	Market Sale	(3,092)	0.01	0	0.00
14	Hardik Bharat Patel	01.04.2017	-	1,67,985	0.46	1,67,985	0.46
		26.05.2017	Market Purchase	7,125	0.02	1,75,110	0.48
		25.08.2018	Market Purchase	11,699	0.03	1,86,809	0.51
		02.02.2018	Market Sale	(1,67,985)	0.46	18,824	0.05

v) Shareholding of Directors and Key Managerial Personnel

For Each of the Directors and KMP	Shareholding at the beginning of the year		Shareholding at the end of the year	
	No. of Shares	% of total shares of the Company	No. of Shares	% of total shares of the Company
Urvi A. Piramal	49,566	0.14	49,566	0.14
Harsh A. Piramal	16,522	0.05	16,522	0.05
*Mahesh S. Gupta	116,000	0.32	116,000	0.32
R.K. Rewari	100	0.00	100	0.00
Ranjan Sanghi	4,000	0.01	4,000	0.01
Shobhan Thakore	0	0.00	0	0.00
Aditya Mangaldas	0	0.00	0	0.00
Lt. Gen A.K. Singh	0	0.00	0	0.00
Ranjan Pant	0	0.00	0	0.00
S.C. Kashimpuria	850	0.00	850	0.00
Sanjeev Singh Sengar	1	0.00	1	0.00

*Joint shareholding of Ms. Sunita M. Gupta and Mr. Mahesh S. Gupta

vi) Indebtedness

Indebtedness of the Company including interest outstanding/accrued but not due for payment

(₹ in lakhs)

Sr. No	Particulars	Secured Loans excluding deposits	Unsecured Loans	Deposits	Total Indebtedness
A	Indebtedness at the beginning of the financial year				
i.	Principal Amount	38,077.92	11,995.09	-	50,073.01
ii.	Interest due but not paid	-	-	-	-
iii.	Interest accrued but not due	413.04	42.96	-	456.00
	Total (i+ii+iii)	38,490.96	12,038.05	-	50,529.01
B	Change in Indebtedness during the financial year				
	Addition	-	16,180.29	-	16,180.29
	Reduction	14,193.14	-	-	14,193.14
	Net Change	(14,193.14)	16180.29	-	1,987.15
C	Indebtedness at the end of the financial year				
i.	Principal Amount	24,066.54	28,046.21	-	52,112.75
ii.	Interest due but not paid	-	-	-	-
iii.	Interest accrued but not due	231.28	172.13	-	403.41
	Total (i+ii+iii)	24,297.82	28,218.34		52,516.16

VI. A. Remuneration to Managing Director, Whole-time Directors and/or Manager

(₹ in lakhs)

Particulars of Remuneration	Mr. Harsh A Piramal	Mr. R K Rewari	TOTAL
Gross Salary			
(a) Salary as per provisions contained in Section 17(1) of the Income Tax Act, 1961	140.61	144.39	285.00
(b) Value of perquisites under Section 17(2) Income Tax Act, 1961	4.28	0.72	5.00
(c) Profits in lieu of salary under Section 17(3) Income Tax Act, 1961	0	0	0
Stock Options	0	0	0
Sweat Equity	0	0	0
Commission	0	0	0
Total (A)	144.89	145.11	290.00
Ceiling as per the Act (As per Schedule V of the Act)	240.00	240.00	

B. Remmunaration to Other Directors

(₹ in lakhs)

Sr. No	Particulars of Remuneration	Ms. Urvi A Piramal	Mr. Mahesh S. Gupta	Mr. Ranjan Sanghi	Mr. Shobhan Thakore	Mr. Aditya Mangaldas	Mr. Ranjan Pant	Lt Gen A.K. Singh	Total Amount
I	INDEPENDENT DIRECTORS								
1)	Fees For attending Board/Committee meetings	-	-	2.35	3.20	3.20	1.00	2.75	12.50
2)	Commission	-	-	0.00	0.00	0.00	0.00	0.00	0.00
3)	Others	-	-	0.00	0.00	0.00	0.00	0.00	0.00
	TOTAL (I)	-	-	2.35	3.20	3.20	1.00	2.75	12.50
II	NON-EXECUTIVE DIRECTORS								
1)	Fees For attending Board/Committee meetings	2.20	2.00	-	-	-	-	-	4.20
2)	Commission	0.00	0.00	-	-	-	-	-	0.00
3)	Others	0.00	0.00	-	-	-	-	-	0.00
	TOTAL (II)	2.20	2.00						4.20
	Total B (I + II)								16.70
	Total Managerial Remuneration (A+B)								306.70
	Overall Ceiling as per the Act	11% of the Net Profits of the Company read with provisions of Schedule V of the Act							

C. REMUNERATION TO KEY MANAGERIAL PERSONNEL OTHER THAN MD/MANAGER/WTD

(₹ in lakhs)

Sr. No.	Particulars of Remuneration	Key Managerial Personnel		Total Amount
		Mr. S C Kashimpuria (Chief Financial Officer)	Mr. Sanjeev Singh Sengar (Company Secretary)	
1	Gross Salary			
(a)	Salary as per provisions contained in Section 17(1) of the Income Tax Act, 1961	51.36	17.81	69.17
(b)	Value of perquisites under Section 17(2) Income Tax Act, 1961 0.16 0.24 0.40	0	0	0
(c)	Profits in lieu of salary under Section 17(3) Income Tax Act, 1961	0	0	0
2	Stock Options	0	0	0
3	Sweat Equity	0	0	0
4	Commission	0	0	0
	- as % of profit	0	0	0
	- others,specify	0	0	0
5	Others, please specify	0	0	0
	Total	51.36	17.81	69.17

VII Penalties/Punishment/Compounding of Offences

There were no penalties/punishment/compounding of offences for the breach of any provisions of the Companies Act, 2013 against the Company or its Directors, or other Officers in default, during the year.

Annexure - 6

Conservation of Energy & Technology absorption

A. Conservation of Energy :

- (i) The steps taken or impact on conservation of energy
 - Optimization of compressed air consumption
 - Installation of VFD's for H-Plant fans for saving in energy consumption.
 - Replacement of rewound motors with energy efficient motors
- (ii) The Steps taken by the company for utilizing alternate sources of energy
 - Steps taken to increase condensate recovery and Cooling water from Process machines and thereby resulted reduction in Water intake from MIDC and also improved Boiler efficiency.
 - During annual open inspection of 14 TPH Coal Fired Boiler, secondary Coal fired Boiler is run instead of Oil fired Boiler and resulted savings and carbon footprints.
- (iii) Total energy consumption
As per Form A is given below

B. Technology absorption :-

- (i) The efforts – made towards technology absorption
 - On customer requirement of crape effect in special Fabric, one Hydro extractor machine is installed
 - Hydraulic Modification at Kuster Padder machine is done so as machine is not stopped, while Batch lifting during machine running time, is made possible. Availability of machine for production is increased.
- (ii) The benefit derived as a result of above efforts.
 - Improvement in quality and productivity.
 - Cost reduction
 - Water and Energy conservation.
- (iii) In case of imported technology (imported during the last three years reckoned from the beginning of the financial year)

a.	Technology Imported	Year of Import
1.	Airjet Looms	15-16
2.	Continuous open width Pre Treatment range	15-16
3.	Compressive shrinking Range	15-16
4.	Mercerizing Range	15-16
5.	High speed Calander machine	15-16
6.	Singeing Pretreating line	15-16
7.	Drawing in & Sectional warping machine	15-16
8.	Blow Room	15-16
9.	Continuous Rope Washing Line	15-16
10.	Rotary Printing Machine	15-16
11.	Sizing Machine	15-16
12.	Stenter	15-16
13.	Reverse Osmosis Recovery Plant	16-17
14.	Autoconer Automatic Package Winder	16-17
15.	Laser Engraver	16-17

a. Technology Imported	Year of Import
16. OHTC Travelling Cleaner	16-17
17. Selvedge Printing Machine	16-17
18. Bobbins Automatic Transport System	16-17
19. Uster AFIS Pro 2 Equipment	16-17
20. Uster Classimate 5	16-17
21. Uster HVI1000 Equipment	16-17
22. Uster Tenssrapid 4	16-17
23. Uster Tester 6 UT6 – S800 /SA	16-17
b. Whether the technology is fully absorbed	: Yes
c. If not fully absorbed, areas where absorption has not taken place, and reasons thereof.	N.A.

C. The expenditure incurred on Research and Development

	Amount ₹ in lakhs
(a) Capital	0.00
(b) Recurring	68.90
Total	68.90
Total R&D expenditure as a percentage of total turnover	0.19%

FORM -'A'

Form of disclosure of particulars with respect to conservation of energy

	Units	31.03.2018	31.03.2017
A) Power & Fuel			
1 Electricity			
a) Purchased Units	lakhs Kwhs.	646.78	577.10
Total Cost	₹ lakhs	3,211.5	3,493.60
Rate/Unit	Rupees	4.97	6.05
b) Own Generation			
l) Through Diesel Generator			
Units	lakhs Kwhs.	0.52	0.73
Unit per ltr.of Diesel oil	Kwhs.	2.80	2.82
Cost/Unit (Diesel Oil Only)	Rupees	16.64	15.78
Total Cost of Diesel	₹ lakhs	8.61	11.46
2 Coal (slack coal for Boiler)			
Quantity	M.T.	21864.50	25216.05
Total Cost	₹ lakhs	1024.80	1162.59
Average rate per M.T.	Rupees	4,687.05	4,610.52
3 Furnace Oil			
Quantity	K.ltrs.	-	223.13
Total Amount	₹ lakhs	-	53.20
Average rate per K.Ltr.	Rupees	-	23,841.00

B) Consumption per unit of Production

In view of composite nature of its Textile Business, it is not possible to express the consumption of power & fuel per unit of production.

Corporate Governance

The Directors present the Company's Report on Corporate Governance for the financial year ended 31st March, 2018.

1. COMPANY'S PHILOSOPHY ON CODE OF GOVERNANCE

The philosophy of governance has been deeply rooted in the culture of Morarjee Textiles Limited (hereinafter referred as "the Company") over a long period of time. Your Company continues to deliver value to its various stakeholders. The practice of responsible governance has enabled your Company to achieve sustainable growth, while meeting the expectations of all stakeholders and the society at large. Besides complying with Regulations of SEBI (Listing Obligations and Disclosure Requirements) Regulations, 2015 as amended from time to time (hereinafter referred as "Listing Regulations"), your Company adopted various practices and set responsible standards of business. Your Company endeavours to improve upon aspects like transparency, professionalism, accountability and fair disclosures, on an ongoing basis and takes necessary steps towards growth and enhancing value for its shareholders.

The Company has not only complied with mandatory provisions of Listing Regulations, but also adopted practices to follow some of the non-mandatory recommendations to uphold its core values of customer focus, performance, leadership and quality.

2. BOARD OF DIRECTORS

2.1. Composition and category of the Board

The Company has an optimum combination of Executive and Non-Executive Directors. The Board is headed by Ms. Urvi A. Piramal as the Non-Executive Chairperson and consists of personalities with expertise and experience in diversified fields of specialization.

Category	Name of the Directors	Designation	No. of shares held (including joint shareholding) as on 31 st March, 2018
Promoter Directors	Ms. Urvi A. Piramal	Chairperson (Non-Executive)	49,566
	Mr. Harsh A. Piramal	Vice Chairman (Executive)	16,522
Professional Executive Director	Mr. R. K. Rewari	Managing Director	100
Non-Executive Non Independent Director	Mr. Mahesh S. Gupta	Director	1,16,000*
Independent Directors	Mr. Ranjan Sanghi	Director	4,000
	Mr. Shobhan Thakore	Director	Nil
	Mr. Aditya Mangaldas	Director	Nil
	Mr. Ranjan Pant	Director	Nil
	Lt. Gen. A.K. Singh	Director	Nil

*Joint shareholding of Ms. Sunita Gupta and Mr. Mahesh Gupta.

2.2 Directors' Profile

Ms. Urvi A. Piramal

Ms. Urvi A. Piramal oversees a professionally managed conglomerate with business interest in real estate, textiles and cutting tools. She is the guiding force behind the Group's sustained and profitable growth, which is bringing the Group companies closer to realizing her vision of touching the lives of one in five people around the globe.

Ms. Piramal plays a leading role in envisioning and formulating the Group's strategies in each of the businesses. The Group's real estate foray has been driven by her foresight, and her sharp business acumen has played an immeasurable role in placing Peninsula Land Limited as one of the top real estate companies in India.

She has been instrumental in the Group's diversification and foray into the renewable energy sector and setting up of a hydro power generation project in Himachal Pradesh.

Ms. Piramal has been a member of Technology and Quality Improvement Committee of IMC since its inception in 1994, and also the Chairperson of Supply Chain & Retail business (Internal Trade) Committee (04-05).

She has a Bachelor of Science degree and has attended the Advance Management Program at Harvard Business School.

Ms. Piramal has received a number of awards for her contribution to business. She was awarded the Qimpro Gold Standard Award for excellence in Managing Quality Improvement programmes across the Group. She has won the Outstanding Woman Industrialist Award presented by the Marine Lines Junior Chamber and the Yami Woman Award for her outstanding contribution to business. She also has to her credit the Cheminor Award from the India Institute of Materials Management. She was honoured with the Giants International Award in recognition of her outstanding contribution to business in 2015.

She is a Trustee of the Piramal Education Trust, Ashok G Piramal Trust and Urvi Ashok Piramal Foundation (UAPF) which has been set up for the underprivileged. She is on the board of Population First, an NGO working on creating awareness for the girl child.

Ms. Piramal is a wildlife enthusiast and has published two books – "My Wildside: India and Africa". She spends her leisure time reading, listening to music and traveling extensively.

Mr. Harsh A. Piramal

Mr. Harsh A. Piramal is the Vice Chairman of Morarjee Textiles and Piramal Renewable Energy, which are part of the Ashok Piramal Group.

Mr. Piramal has been leading the company since 2004, and has been responsible for the turnaround at Morarjee Textiles. The Company has completed its recent expansion programme and moving towards its aim of regaining its position as one of India's leading textile companies.

Mr. Piramal began his career as an analyst at venture capital firm, Indocean Chase Capital Partners (subsequently part of JP Morgan Chase). After completing his MBA, he founded Thundercloud Technologies (India) Private Limited, an IT Company in May 2000. In August 2001, he was appointed COO – Allied Pharma Businesses at Nicholas Piramal India Limited (now Piramal Enterprises Limited), where he was responsible for the turnaround and robust growth of all divisions. He was in this position till April 2004, when he took up his current position.

He plays competitive polo at the national level and is a keen football player. He co-founded Pune Football Club in 2007. He is also actively involved in tiger conservation and is a trustee of Conservation Wildlands Trust, working towards a conservation paradigm where humans and nature exist in harmony.

Mr. Piramal holds a Bachelor of Science (Physics) degree from Kings College London and a MBA (specializing in Finance and Strategy) from the London Business School.

Mr. Mahesh S. Gupta

Mr. Mahesh S. Gupta, Group Managing Director at Ashok Piramal Group, oversees all businesses of the Group which comprises of real estate, textiles, cutting tools and renewable energy.

Mr. Gupta has about 4 decades of professional experience in the areas of Business Management and all dimensions of finance.

In his current role since 2005, he formulates the Group's business strategy, steers the Group to achieve its goals and plays a significant role in guiding each business to attain profitable and sustained growth. Under his stewardship, the Group formulated an aggressive plan which has seen the businesses grow by leaps and bounds. Mr. Gupta leverages his in-depth understanding of the businesses to enhance the growth of the Group.

He had been associated with Piramal Enterprises Ltd. for about 17 years as Group CFO and was also on the board of several companies, including whole-time director of Nicholas Piramal Ltd (now Piramal Enterprise Ltd). During this tenure, he was part of the core team which was instrumental in transforming Nicholas Piramal from a small enterprise to amongst the top three Pharmaceutical Companies, mainly through mergers and acquisitions.

He has also worked with the RPG group as Group CFO and Management Board Member. The RPG Group comprises of companies such as CEAT Limited, KEC International Ltd., CESE Ltd, Philips Carbon Black Ltd, RPG Life Sciences Ltd, Saregama Ltd, Zensar Technologies Ltd. etc.

Mr. Gupta has received a number of recognitions for his business acumen. He was awarded the CFO of the Year Award, Special Commendation for Financial Excellence (Mergers & Acquisitions Category) in 2001 by IMA (formerly known as EIU), New Delhi.

He is on the Board of several Public listed Companies such as Peninsula Land Limited, Morarjee Textiles Limited, CEAT Limited and RPG Life Sciences Limited. From time to time he has also been associated with various Committees of The Institute of Chartered Accountants of India (ICAI) as co-opted member, Member Governing Council of Indian Association Corporate CFOs & Treasurers (InACT), Advisory Board of Chennai Business School.

Mr. Gupta has an Honours Degree in B.Com; LL.B (Gen). Fellow Member of The Institute of Chartered Accountants and The Institute of Company Secretaries of India. He had an outstanding academic record and has been a Third Rank Holder and a Silver Medalist in Company Secretaries Final examination.

Mr. Rajendar Kumar Rewari

Mr. Rajendar Kumar Rewari heads the textiles business at the Ashok Piramal Group. As the MD, Mr. Rewari oversees all aspects of the textile business from strategy to fabric manufacturing, from sourcing of yarn to exporting the finished fabric.

Mr. Rewari took over the reigns at Morarjee Textiles eight years ago. He has been associated with the textiles sector for 3 decades. Mr. Rewari is a Science Graduate and has done his Post-Graduate Degree in Business Management from Kurukshetra University in Haryana. He has also done Management Education Programme (MEP) from IIM, Ahmedabad.

Prior to this, he was associated with the Vardhman Group since 1981. As the Chief Executive (Marketing), he shouldered the responsibility of establishing Vardhman globally as a supplier of finished fabrics.

Besides this, he is also associated with various associations of the textile industry. He is the Chairman of the Mill Owner's Association (MOA) and a Committee Member of Confederation of Indian Textile Industry (CITI).

Mr. Ranjan Sanghi

Mr. Ranjan Sanghi, Independent Director of the Company is 74 years of age. Mr. Sanghi has an Honours Degree in B.Com and has also studied Law and has been associated with the automobile industry for about 50 years. Mr. Sanghi has been trained in the automobile field at the Vauxhall Motors, Luton, England, U.K., which was subsidiary of General Motors Limited, U.S.A. in 1970. Mr. Sanghi was the President of the Western India Automobile Association, Mumbai in 1990-91. He is the Director of Sah & Sanghi Group of Companies and manages the trading, manufacturing and investment operations of the Sah & Sanghi Group. He had been President of the Bombay Gymkhana Limited between 1995-1997.

Mr. Shobhan Thakore

Mr. Shobhan Thakore, Independent Director of the Company is 70 years of age. Mr. Thakore has completed his B.A. (Politics) and Bachelor of Law from the Bombay University. He is a Solicitor of High Court, Bombay and Supreme Court of England and Wales.

Mr. Thakore is an advisor to several leading Indian Companies on corporate law matters and securities related legislations. He has also acted on behalf of leading investment banks and issuers for Indian IPO offerings and several international equity and equity linked debt issuances by Indian corporates. He has also advised on the establishment

and operations of various India dedicated equity funds and domestic mutual funds. Being a solicitor for over 40 years, he has instructed leading Indian Counsel before various courts and forums including High Courts across India as well as the Supreme Court of India in various matters involving indirect tax, commercial and corporate law. He was a partner of Bhaishanker Kanga & Girdharlal, Advocates & Solicitors for more than 30 Years, until March 31, 2004 when he became a partner of AZB & Partners, until December 31, 2006. From January 01, 2007 he along with Mr. Suresh Talwar (ex-partner of Crawford Bayley & Company) founded Talwar Thakore & Associates and is currently a Senior Consultant at the firm. Mr. Thakore is also a Director in Alkyl Amines Chemicals Limited, Bharat Forge Ltd, Prism Cements Limited, Sharda Cropchem Limited, Reliance Jio Media Ltd, Uni Deritend Limited, Raheja QBE General Insurance Company Limited, Morarjee Textile Limited and Aditya Birla Sun Life Insurance Company Limited.

Mr. Thakore is also a Member on the Advisory Board, DSP Merrill Lynch Fund Managers Limited

Mr. Aditya Mangaldas

Mr. Aditya Mangaldas an Independent Director of the Company is of 54 years of age. Mr. Mangaldas is a Mechanical Engineer from L. D. College of Engineering, Ahmedabad and has an MBA from Babson College, USA. He has been the Managing Director of the Victoria Mills Limited since 1994. He has a wide experience and has spent approximately 21 years in the Textiles Industry. Mr. Mangaldas is also involved in the real estate industry and actively involved in an organization involved in housing and caring for children with serious chronic diseases.

Mr. Ranjan Pant

Mr. Ranjan Pant an Independent Director of the Company is of 58 years of age. Mr. Pant is a Global Management Consultant, advising CEO/Boards on Strategy and Change Management. Mr. Pant is an Independent Director on the Boards of several prominent Companies. Mr. Pant was a partner at the strategy consulting firm, where he led the worldwide Utility Practice. He was also Director, Corporate Business Development, at General Electric headquarters. Mr. Pant has an MBA (Finance) from The Wharton School and BE (Honours, Mechanical Engineering) from BITS, Pilani.

Lt. Gen. A. K. Singh (Retd.)

Lt. Gen A K Singh (Retd.) the erstwhile Lt Governor of the Andaman & Nicobar Islands and Puducherry, Ex GOC in C Southern Command has been an alumni of NDA, Staff College Camberley, UK, Malinovsky Tank Academy, Moscow & The HC & NDC courses. Known for his high integrity and professionalism, the General is looked upon as a role model by large numbers in the Armed Forces.

The General has commanded the 7th Cavalry, a T-90 Tank Brigade, an Armoured Division and the most powerful Strike 1 (Corps), and has the distinction of conceiving and executing some of the largest ever maneuvers in recent times. He has teneted key Op appts incl BM of the Kargil Bde, Three appts in MO Dte & was also the Director General Perspective Planning, where he drew up the long term perspective of the Indian Army.

After a distinguished service in the Armed Forces, Lt. Gen A K Singh (Retd) was entrusted with the responsibility of Administrator/Lt Governor of A&N Islands in July 2013 and later concurrently assumed the charge of Lt Governor of Puducherry in July 2014. He has distinguished himself in both these challenging assignments by providing good Governance, as also unprecedented fast paced Development. He has been a member of Team India & the National Development Council, chaired by the Hon'ble PM.

For his distinguished services the General has been conferred with numerous awards both in the Army & the Civil.

2.3. Attendance at Board Meetings and last Annual General Meeting, Relationship between Directors inter-se, Number of Directorships and Committee Memberships/ Chairmanships

Details of attendance of each Director at the Board Meetings and last Annual General Meeting ("AGM") and the number of Companies and Committees where he/she is a Director/Member/Chairman/Chairperson as on March 31, 2018, are given below:

Name	Category	Relationship with other Directors	Attendance at the Board Meetings	Attendance at AGM held on 22 nd August, 2017	*No of other Directorships	Committee position in India	
						Chairman	Member
Ms. Urvi A. Piramal	Non-Executive Chairperson	Mother of Mr. Harsh A. Piramal	4 out of 4	Yes	15	0	0
Mr. Harsh A. Piramal	Executive Vice-Chairman	Son of Ms. Urvi A. Piramal	3 out of 4	No	12	2	1
Mr. Mahesh S. Gupta	Non-Executive Non Independent Director	None	4 out of 4	Yes	12	2	4
Mr. R. K. Rewari	Managing Director	None	4 out of 4	Yes	8	1	5
Mr. Ranjan Sanghi	Independent Director	None	3 out of 4	Yes	8	3	2
Mr. Shobhan Thakore	Independent Director	None	4 out of 4	No	9	2	8
Mr. Aditya Mangaldas	Independent Director	None	4 out of 4	Yes	4	1	3
Mr. Ranjan Pant	Independent Director	None	2 out of 4	No	8	0	3
Lt. Gen A.K. Singh	Independent Director	None	4 out of 4	Yes	1	0	1

* Aforesaid directorships do not include directorship held in foreign companies and companies incorporated under Section 8 of the Companies Act, 2013.

None of the Directors is a Director in more than 20 companies or more than 10 public limited companies or acts as an independent director in more than 7 listed companies. Further, none of the directors is a member of more than 10 committees or is a Chairperson/ Chairman of more than 5 committees. Only Audit and Stakeholders' Relationship Committees were considered for reckoning the limit of membership/ chairmanship. For this purpose, Directorship/ Chairmanship/Membership held in the Company has also been considered.

2.4. Meetings of the Board of Directors

4 (Four) Board Meetings were held on 15th May, 2017, 22nd August, 2017, 9th November, 2017 and 7th February, 2018 in the financial year 2017-18 and the gap between any two consecutive board meetings did not exceed one hundred and twenty days.

2.5. Details of directors being appointed/re-appointed

Pursuant to Section 152 of the Companies Act, 2013 ("the Act"), Mr. R. K. Rewari (DIN: 00619240) is retiring by rotation at the ensuing AGM and being eligible, has offered himself for re-appointment.

Approval of members is sought for continuation of appointment of Mr. Ranjan Sanghi, for his present term as an Independent Director i.e. till 28th September, 2019 in terms of Regulation 17(1A) of SEBI (Listing Obligations and Disclosure Requirements), Regulations, 2015, as amended by SEBI (Listing Obligations and Disclosure Requirements) (Amendment), Regulations, 2018, notified on 9th May, 2018 which would be effective from 1st April, 2019 which requires the approval of members by way of special resolution for the continuation of a non-executive director who attains the age of 75 years. Mr. Ranjan Sanghi, Independent Director will attain the age of 75 years on 6th May, 2019.

The detailed profiles of Mr. Rewari and Mr. Sanghi along with additional information as required under Regulation 36(3) of the Listing Regulations are provided in the notice convening the Annual General Meeting.

2.6. Familiarization program

As required under the Listing Regulations and the Act, the Company has an orientation programme upon induction of new Directors, as well as other initiatives to update Directors on a continuous basis. The Board has framed a familiarization program for the Independent Directors wherein they were acquainted with their roles, rights, responsibilities in the Company, business nature of the Company, business model etc. It aims to provide Independent Directors textile industry scenario, the socio-economic environment in which the Company operates, the business model, the operational and financial performance of the Company, significant developments so as to enable them to take well informed decisions timely. The familiarization program also seeks to update the directors on the roles, responsibilities, rights and duties under the Companies Act, 2013, Listing Regulations and other statutes.

The familiarization program imparted to Independent Directors is available on the Company's website viz. www.morarjee.com.

2.7. Performance Evaluation

Regulation 17 of Listing Regulations read with Schedule IV and other applicable provisions of the Companies Act, 2013, mandates a formal evaluation to be done by the Board of its own performance and that of its Committees and individual Directors and that the Independent Directors to evaluate the performance of non-independent Directors and the Chairperson of the Board.

M/s. Hrcraft, a professional business consulting firm specialized in feedback exercises, was engaged by the Company, to carry out the said performance evaluations in a fair, confidential and transparent manner. The performance evaluation forms were circulated to all the directors and they have provided their inputs on the same. A report of the evaluation was then forwarded to the Chairperson and the respective directors to maintain the confidentiality of the report.

Based on the reports provided by M/s. Hrcraft, the Independent Directors at their meeting held on 7th March, 2018 evaluated performance of the Chairperson, Non-Independent Directors and the Board as a whole.

Board has carried out formal annual evaluation of its own performance, that of its Committees and individual Directors. Further, the evaluation of the Independent Directors was carried out by the entire Board, excluding the director being evaluated.

The Directors were satisfied with the evaluation results which reflect the overall engagement of the Board and its Committees and on the basis of said evaluation reports, the Independent Directors will continue to act as Independent Directors of the Company for their remaining period.

Criteria for performance evaluation of Directors

The Board of Directors has approved the criteria for performance evaluation of Non-Executive Directors (including Independent Directors) as recommended by the Nomination and Remuneration Committee. The said criteria inter alia includes following:

- Attendance at the Board meetings.
- Active participation in the meetings.
- Understanding the critical issues affecting the Company.
- Prompts Board discussion on strategic issues.
- Brings relevant experience to the Board and uses it effectively.
- Understands and evaluates the risk environment of the organization.
- Conducts himself/herself in a manner that is ethical and consistent with the laws of the land.
- Maintains confidentiality wherever required.
- Communicates in an open and constructive manner.
- Seeks satisfaction and accomplishment through serving on the Board.

2.8. Separate Meeting of Independent Directors

A separate meeting of the Independent Directors of the Company was held on 7th March, 2018 as per Schedule IV of the Act and Regulation 25 of the Listing Regulations to review the performance of all Non-Independent Directors, the Board

as a whole and the performance of the Chairperson of the Company taking into account the views of other executive and non-executive directors. The Independent Directors also reviewed the quality, content and timeliness of the flow of information between the Management and the Board and its' Committees towards effective and reasonable performance and discharge of their duties. All the Independent Directors were present at the Meeting.

3. Audit Committee

The Audit Committee of the Company is constituted under Regulation 18 of the Listing Regulations and Section 177 of the Act. The Company Secretary acts as the secretary to the committee. The Audit Committee acts as a link between the statutory auditors, internal auditors and the Board of Directors. Its purpose, amongst others, is to assist the Board in fulfilling its oversight responsibilities of monitoring financial reporting processes, reviewing the Company's established systems and processes for internal financial controls, governance and reviewing the Company's statutory, internal audit activities and related party transactions.

3.1. Composition, Meetings and Attendance

The Audit Committee comprises of Mr. Ranjan Sanghi (Chairman), Mr. Aditya Mangaldas, Mr. Shobhan Thakore and Lt. Gen. A. K. Singh as members. Mr. Ranjan Sanghi, Chairman of the Audit Committee was present at the previous Annual General Meeting held on 22nd August, 2017. The Executive Vice Chairman, Managing Director, Group CFO, CFO, Company Secretary and Sr. General Manager - Group Legal & Company Secretary are permanent invitees to the meetings.

During the financial year 2017-18, the Audit Committee met 4 (four) times on 15th May, 2017, 22nd August, 2017, 9th November, 2017 and 7th February, 2018. The gap between two consecutive meetings did not exceed 120 (one hundred and twenty) days.

The attendance details are given below:

Name of the Directors	Designation	No. of meetings attended during the year
Mr. Ranjan Sanghi	Chairman	3 out of 4
Mr. Shobhan Thakore	Member	4 out of 4
Mr. Aditya Mangaldas	Member	4 out of 4
Lt. Gen. A.K. Singh*	Member	3 out of 4

* Appointed as Audit Committee member on 15th May, 2017

3.2. Terms of Reference

The terms of reference of the Committee are wide enough to cover the matters specified for Audit Committee under Part C of Schedule II with reference to Regulation 18 of the Listing Regulations as well as Section 177 of the Companies Act, 2013 and are as follows:

- i. oversight of the listed entity's financial reporting process and the disclosure of its financial information to ensure that the financial statement is correct, sufficient and credible;
- ii. recommendation for appointment, remuneration and terms of appointment of auditors;
- iii. approval of payment to statutory auditors for any other services rendered by the statutory auditors;
- iv. reviewing, with the management, the annual financial statements and auditor's report thereon before submission to the board for approval, with particular reference to:
 - a) matters required to be included in the director's responsibility statement to be included in the board's report in terms of clause (c) of sub-section (3) of Section 134 of the Companies Act, 2013;
 - b) changes, if any, in accounting policies and practices and reasons for the same;
 - c) major accounting entries involving estimates based on the exercise of judgment by management;
 - d) significant adjustments made in the financial statements arising out of audit findings;
 - e) compliance with listing and other legal requirements relating to financial statements;
 - f) disclosure of any related party transactions;
 - g) modified opinion(s) in the draft audit report;
- v. reviewing, with the management, the quarterly financial results before submission to the board for approval;

- vi. reviewing and monitoring, with the management, the statement of uses / application of funds raised through an issue (public issue, rights issue, preferential issue, etc.), the statement of funds utilized for purposes other than those stated in the offer document / prospectus / notice and the report submitted by the monitoring agency monitoring the utilisation of proceeds of a public or rights issue and making appropriate recommendations to the board to take up steps in this matter;
- vii. reviewing and monitoring the auditor's independence and performance and effectiveness of audit process;
- viii. approval or any subsequent modification of transactions of the company with related parties;
- ix. scrutiny of inter-corporate loans and investments;
- x. valuation of undertakings or assets of the listed entity, wherever it is necessary;
- xi. evaluation of internal financial controls and risk management systems;
- xii. reviewing, with the management, performance of statutory and internal auditors, adequacy of the internal control systems;
- xiii. reviewing the adequacy of internal audit function, if any, including the structure of the internal audit department, staffing and seniority of the official heading the department, reporting structure coverage and frequency of internal audit;
- xiv. discussion with internal auditors of any significant findings and follow up there on;
- xv. reviewing the findings of any internal investigations by the internal auditors into matters where there is suspected fraud or irregularity or a failure of internal control systems of a material nature and reporting the matter to the board;
- xvi. discussion with statutory auditors before the audit commences, about the nature and scope of audit as well as post-audit discussion to ascertain any area of concern;
- xvii. to look into the reasons for substantial defaults in the payment to the depositors, debenture holders, shareholders (in case of non-payment of declared dividends) and creditors;
- xviii. to review the functioning of the whistle blower mechanism;
- xix. approval of appointment of chief financial officer after assessing the qualifications, experience and background, etc. of the candidate;
- xx. Carrying out any other function as may be assigned to it by the board of director from time to time.

4. Nomination and Remuneration Committee

In compliance with Section 178 of the Act and the Listing Regulations, the Board has constituted the Nomination and Remuneration Committee.

4.1. Composition, Meeting and Attendance

The Nomination and Remuneration Committee ("NRC") consists of 4 (Four) Directors viz. Mr. Ranjan Sanghi (Chairman), Ms. Urvi A. Piramal, Non Executive Director, Mr. Aditya Mangaldas, and Mr. Shobhan Thakore - Independent Directors. The Chairman of the NRC was present at the previous Annual General Meeting of the Company held on 22nd August, 2017.

The Committee met two times during the year on 15th May, 2017 and 7th February, 2018 and the details of attendance are as under:

Name of the Director	Designation	No. of meetings Attended
Mr. Ranjan Sanghi	Chairman	1 out of 2
Ms. Urvi A. Piramal	Member	2 out of 2
Mr. Aditya Mangaldas	Member	2 out of 2
Mr. Shobhan Thakore	Member	2 out of 2

4.2. Terms of Reference of the Committee and the Remuneration Policy

The terms of reference of the NRC stated below are wide enough to cover the matters specified in Listing Regulations and Section 178 of the Act.

- i) formulation of the criteria for determining qualifications, positive attributes and independence of a director and recommend to the board of directors, a policy relating to the remuneration of the directors, Key Managerial Personnel ("KMP") and other employees;

- ii) specifying the manner for effective evaluation of performance of Board, its committees and individual directors, to be carried out either by the board or by an independent external agency and review its implementation and compliance.
- iii) devising a policy on diversity of board of directors
- iv) identifying persons who are qualified to become directors and who may be appointed in senior management in accordance with the criteria laid down and recommend to the board of directors their appointment and removal.
- v) whether to extend or continue the term of appointment of the independent director, on the basis of the report of performance evaluation of independent directors.

4.3. Remuneration Policy

Pursuant to Section 178 of the Companies Act, 2013, the Company has formulated a Policy on the appointment of person as director and evaluation of Directors & Senior Management Personnel (SMP). An extract of the policy covering remuneration for the Directors, KMP and other employees is reproduced below:

- i. The terms of employment and remuneration of Managing Director, Whole-time Director, KMPs and SMPs shall be competitive in order to ensure that the Company can attract and retain competent talent.
- ii. The remuneration policy shall ensure that:
 - a. The level and composition of remuneration is reasonable and sufficient to attract, retain and motivate directors/ KMPs and SMPs of the quality to run the Company successfully.
 - b. Relationship of remuneration to performance is clear and meets appropriate performance benchmarks.
 - c. Remuneration to directors, KMPs and SMPs involves a balance between fixed and variable pay reflecting short and long term performance and goals set by the Company.
- iii. While determining the remuneration and incentives for the MD/WTM and KMPs, the following shall be considered:
 - a. Pay and employment conditions with peers/ elsewhere in the competitive market.
 - b. Benchmarking with industry practices.
 - c. Performance of the individual
 - d. Company performance
- iv. For the benchmarking with industry practice, criteria of size, complexity, data transparency and geographical area shall also be given due consideration.
- v. The pay structures shall be appropriately aligned across levels in the Company.

The detailed policy on the appointment of person as director and evaluation of directors & senior management personnel of the Company is hosted on the website of the Company at www.morarjee.com.

4.4. Remuneration

4.4.1. Remuneration paid to Non-Executive Directors

The Non Executive Directors ("NED") are entitled for sitting fees, commission and reimbursement of expenses for participation in the Board/Committee meetings as per the NRC policy of the Company. The details of sitting fees paid during the year ended 31st March, 2018 are given below:

(₹ in lakhs)

Sr. No.	Name of the Directors	Designation	Sitting Fees	Total
1	Ms. Urvi A. Piramal	Chairperson	2.20	2.20
2	Mr. Mahesh S. Gupta	Director	2.00	2.00
3	Mr. Ranjan Sanghi	Director	2.35	2.35
4	Mr. Shobhan Thakore	Director	3.20	3.20
5	Mr. Aditya Mangaldas	Director	3.20	3.20
6	Mr. Ranjan Pant	Director	1.00	1.00
7	Lt. Gen. A. K. Singh	Director	2.75	2.75

No stock options were granted to NEDs during year. The Independent Directors are not entitled for stock options.

4.4.2. Remuneration paid to the Executive Directors

The remuneration of Executive Directors is decided on the recommendation of the NRC and approved by the Board of Directors and shareholders. Any change in remuneration is also effected in the same manner and in the line with the applicable statutory approvals.

The remuneration package of the Executive Directors comprises of salary, perquisites and allowances, contribution to provident fund and superannuation fund and commission, if any. The details of remuneration paid to Executive Directors during the year are as under:

(₹ in lakhs)			
Remuneration Details	Mr. Harsh A. Piramal (Executive Vice-Chairman)	Mr. Rajendar Kumar Rewari (Managing Director)	Total
Basic Salary -	140.40	68.40	208.80
Allowances			
HRA	-	18.00	18.00
Additional Allowance	-	41.67	41.67
Educational Allowance	-	0.02	0.02
Performance Incentive	-	-	-
Leave Travel Allowance	-	1.24	1.24
Medical Expenses	-	0.15	0.15
Perquisite			
Paid Leave Encashment	-	5.70	5.70
Provident Fund Contribution	0.21	8.21	8.42
Superannuation Fund	-	1.00	1.00
Drivers Salary	4.28	-	4.28
Electricity Bill	-	0.72	0.72
Total	144.89	145.11	290.00

5. Stakeholders' Relationship Committee

In compliance with the provisions of Section 178 of the Act and Listing Regulations, the Board has constituted the Stakeholders' Relationship Committee.

5.1. Composition, Meeting and Attendance

The Stakeholders' Relationship Committee comprises of 3 (three) directors of which 2 (two) are Non-Executive Directors i.e. Mr. Shobhan Thakore (Chairman, Independent Director) and Mr. Mahesh S. Gupta (Non-Executive Director) and Mr. R. K. Rewari (Executive Director). All the members except Mr. Shobhan Thakore, Chairman of the Committee were present at the Annual General Meeting held on 22nd August, 2017.

During the year under review, the Stakeholders' Relationship Committee met on 7th February, 2018. All the members were present at the said meeting.

5.2. Terms of Reference

The terms of reference of the Committee are:

- To consider and resolve the grievance of all the security holders related to transfer/ transmission of shares, non receipts of annual reports and non receipts of dividends etc.;
- To review and deal with complaints and queries received from the Shareholders, Debentures holders, Deposit holders and other security holders of the Company;
- To review and act upon such other grievances as the Board of Directors delegate to the Committee from time to time.

5.3. Compliance Officer

Name & Designation	Mr. Sanjeev Singh Sengar - Company Secretary
Address	2, Peninsula Spenta, Mathuradas Mills Compound Senapati Bapat Marg, Lower Parel, Mumbai 400 013.
Telephone Number	+91-22-6615 4651
Fax Number	+91-22-6615 4607
E-mail	corporatesecretarial@ashokpiramalgrou.com

5.4. Details of Shareholders' Complaints

Details of investor complaints received and resolved during the year ended 31st March, 2018 are as follows:

Complaints Pending as on 01/04/2017	Complaints Received during the year	Complaints Resolved during the year	Complaints Pending as on 31/03/2018
Nil	Nil	Nil	Nil

6. Corporate Social Responsibility Committee

6.1. Composition, Meetings and Attendance:

The Company has Corporate Social Responsibility ("CSR") Committee consisting of Ms. Urvi A. Piramal, Chairperson, Mr. Harsh A. Piramal and Mr. Ranjan Sanghi. The CSR Committee met on 15th May, 2017 and 9th November, 2017 and the details of attendance are as under.

Name of Directors	Designation	No. of meetings attended
Ms. Urvi A. Piramal	Chairperson	2 out of 2
Mr. Harsh A. Piramal	Member	2 out of 2
Mr. Ranjan Sanghi	Member	2 out of 2

6.2. Terms of Reference

The terms of reference of the Committee are as under:

- Formulate and recommend to the Board a CSR Policy which shall indicate the activities to be undertaken by the company as specified in Schedule VII of the Companies Act, 2013;
- Recommend the amount of expenditure to be incurred on the CSR activities;
- Monitor the CSR activities of the company from time to time; and
- Such other matters as the board may delegate from time to time.

The CSR policy is posted on Company's website at www.morarjee.com.

6.3. CSR Activities

The details of the CSR activities carried out by the Company during the year 2017-18 along with the expenditure statement are provided in **Annexure-2** to the Directors' Report.

7. Risk Management Committee (Non-mandatory Committee)

Business risk evaluation and management is an ongoing process within the Company. The Company has risk management framework to identify, monitor and minimize risks and also identify business opportunities. For the identification, assessment and minimization of the risk, the Board constituted a Risk Management Committee to frame the Risk Management framework and to implement and monitor the same.

7.1. Composition

The Risk Management Committee comprises of Mr. R. K. Rewari - Managing Director as the Chairman, Mr. Harsh A. Piramal - Executive Director, Mr. Mahesh S Gupta - Director and Mr. Dinesh Jain - Group CFO and Mr. S. C. Kashimpuria - CFO as members.

7.2. Terms of Reference

- To identify potential Business Risks
- To analyze the Risk and develop Risk mitigation plans, as per the Risk Management Policy
- Reporting of Risk environment to the Board
- To create awareness among the employees to assess risks on a continuous basis & develop risk mitigation plans in the interest of the Company

8. General Body Meetings and Postal Ballot

8.1. Location and time, where Annual General Meeting (AGM) for the last 3 years were held:

Financial Year	AGM	Date	Time	Location
2016-17	22 nd AGM	22 nd August, 2017	03:00 p.m.	Hall of Culture, Nehru Centre, Dr. Annie Besant Road, Worli, Mumbai-400 018
2015-16	21 st AGM	27 th July, 2016	03:00 p.m.	Hall of Harmony, Nehru Centre, Dr. Annie Besant Road, Worli, Mumbai-400 018
2014-15	20 th AGM	26 th August, 2015	11.00 a.m.	Hall of Culture, Nehru Centre, Dr. Annie Besant Road, Worli, Mumbai-400 018

8.2. Special Resolution passed in the previous three Annual General Meetings (AGM)

AGM	Date of AGM	Special Resolution
22 nd AGM	22 nd August, 2017	Resolution No. 5 – To appoint Mr. Harsh A. Piramal as a Whole-Time Director to be designated as Executive Vice Chairman for a period of five years w.e.f. 1 st April, 2017. Resolution No. 7 – To approve and adopt revise Articles of Association in substitution of existing Articles of Association.
21 st AGM	27 th July, 2016	Resolution No. 5 – To re-appoint Mr. R. K. Rewari as Managing Director of the Company for a period of 3 years w.e.f. 1 st February, 2016
20 th AGM	26 th August, 2015	No Special Resolution

The resolutions referred above were passed by requisite majority of the shareholders.

8.3. Postal Ballot

Neither any Postal Ballot conducted during the year nor proposed to pass any special resolution through Postal Ballot as on the date of this Report.

9. Means of Communication

The quarterly and annual results are generally published in English and Marathi Newspaper viz. Free Press Journal and Navshakti respectively and simultaneously posted on the Company's website at www.morarjee.com and are also sent to the BSE Limited and National Stock Exchange of India Limited.

The presentations made to the institutional investors and to the analysts are also posted on the website of the Company.

The Annual Report of the Company is also available on the website of the Company in a user friendly and downloadable form.

10. General Shareholder Information

10.1. 23rd Annual General Meeting

Date	Time	Venue
30 th July, 2018	3.00 pm	Hall of Culture, Nehru Centre, Dr. Annie Besant Road, Worli, Mumbai – 400 018

10.2. Financial Year: 2017-18

10.3. Book Closure Dates: The Register of Member and Share Transfer book shall remain closed from 21st July 2018 to 30th July, 2018 (both days inclusive).

10.4. Listing of Equity Shares on Stock Exchanges and Stock Codes

Name and address of the Stock Exchanges	Stock Code/ID
BSE Limited Phiroze Jeejeebhoy Towers, Dalal Street, Mumbai Samachar Marg, Mumbai, Maharashtra - 400001	532621
National Stock Exchange of India Limited Exchange Plaza, C-1, Block G, Bandra Kurla Complex, Bandra East, Mumbai, Maharashtra 400051	MORARJEE (Series EQ)
ISIN	INE161G01027

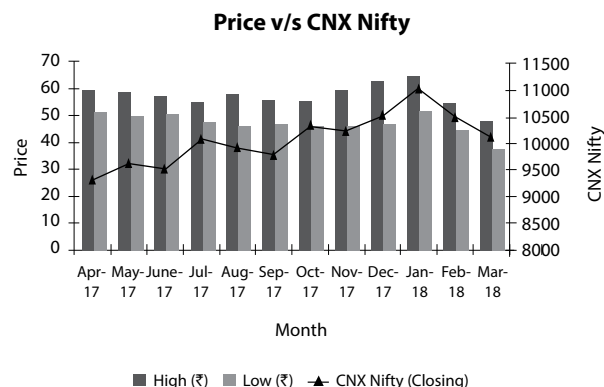
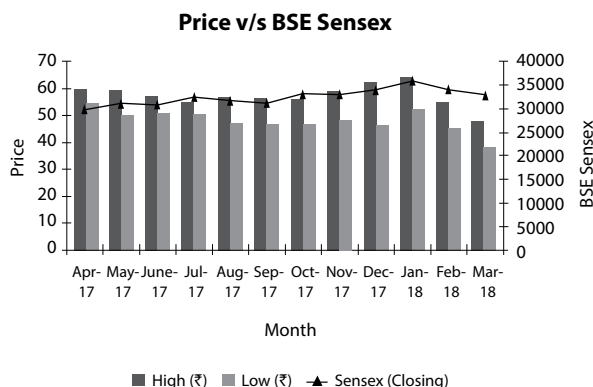
The Company has paid Annual Listing fees to the Stock Exchanges for the year 2018-19.

10.5. Stock Market Data and their Performance v/s S&P BSE Sensex and CNX Nifty

The high/low of the market price of the shares of the Company and the performance thereof with the BSE Sensex and CNX Nifty are given in the charts below:

Month	BSE			NSE		
	High (₹)	Low (₹)	Sensex	High (₹)	Low (₹)	CNX Nifty
Apr-17	59.50	54.50	29918.40	59.60	51.30	9304.05
May-17	59.30	49.95	31145.80	59.20	50.10	9621.25
Jun-17	57.00	50.80	30921.61	57.20	50.95	9520.90
Jul-17	54.85	50.50	32514.94	54.80	48.00	10077.10
Aug-17	56.70	47.00	31730.49	57.95	46.45	9917.90
Sep-17	56.50	46.75	31283.72	56.40	46.80	9788.60
Oct-17	55.75	46.80	33213.13	55.75	46.30	10335.30
Nov-17	59.25	47.85	33149.35	59.70	46.35	10226.55
Dec-17	62.35	46.00	34056.83	62.85	47.00	10530.70
Jan-18	64.50	52.00	35965.02	65.00	52.05	11027.70
Feb-18	55.00	45.00	34184.04	54.85	45.15	10492.85
Mar-18	47.55	37.85	32968.68	48.05	37.85	10113.70

Sources: BSE and NSE websites



10.6. Distribution of shareholding as on 31st March 2018

Slab of Shareholding	No of Shareholders	% of Shareholders	Amount (₹)	% of Shares held
1 to 5000	16,233	98.32	3,33,18,278	13.10
5001 to 10000	155	0.94	79,97,031	3.14
10001 to 20000	77	0.48	76,81,835	3.03
20001 to 30000	14	0.08	24,47,270	0.96
30001 to 40000	7	0.04	16,39,946	0.64
40001 to 50000	6	0.04	19,48,478	0.77
50001 to 100000	9	0.05	42,22,071	1.66
100001 & Above	9	0.05	19,50,71,534	76.70
TOTAL	16,510	100.00	25,43,26,443	100.00

10.7. Shareholding Pattern as on 31st March 2018:

Category	No. of Shares held	% of Shares held
Promoters Holding [A]		
Indian promoters	2,16,94,663	59.71
Foreign promoters	0	0.00
Persons acting in concert	0	0.00
Total (A)	2,16,94,663	59.71
Public Holding [B]		
Institutional Investors B1		
Mutual Funds and UTI	1,010	0.00
Financial Institutions/ Banks	3,582	0.01
Foreign Portfolio Investors	258	0.00
Insurance Companies	17,09,644	4.71
Sub-total B1	1,714,494	4.72
Non-Institutional Investors B2		
Retail Individuals	96,54,188	26.57
IEPF	63,036	0.17
Bodies Corporate	13,11,308	3.61
Clearing Members	15,270	0.04
Non Resident Indians (NRI)	3,30,748	0.91
Overseas Corporate Bodies	36,648	0.10
Sub-total B2	1,14,11,198	31.4
Total (B)	1,31,25,692	36.13
Non-Promoter/ Non-Public Holding [C]	15,11,994	4.16
Grand total (A+B+C)	3,63,32,349	100

10.8. Share Transfer Agent

Freedom Registry Limited, Share Transfer Agent of the Company has been appointed as one point agency for dealing with shareholders. Shareholders' correspondence should be addressed to the Company's Share Transfer Agent at the address mentioned below:

Registered Office: Freedom Registry Limited Plot No. 101/102, 19 th Street, MIDC Area Satpur, Nashik 422 007 Tel (0253) 2354 032 Fax (0253) 2351 126 E-mail : support@freedomregistry.in	Mumbai Liaisoning Office: Freedom Registry Limited 104, Bayside Mall, 35/C, M. M. Malviya Marg Tardeo Road, Haji Ali Mumbai 400 034. Tel : (022) – 2352 5589
--	---

10.9. Share Transfers System (Physical Form)

The Board has delegated the authority for approving transfer, transmission, etc. of the Company's equity shares to a Share Transfer Committee comprising of Ms. Urvi A. Piramal, Mr. Harsh A. Piramal, Mr. R. K. Rewari, Mr. Mahesh S. Gupta and Mr. Subhash Kashimpuria. The share certificates in physical form are generally processed and returned within 15 days from the date of receipt, if the documents are clear in all respects.

For administrative convenience and to facilitate speedy approvals, authority has also been delegated to Senior Executives of the Company to approve share transfers upto specified limits.

A summary of the transfers/ transmissions so approved by the Share Transfer Committee or the authorized Executives, as the case may be, are placed at subsequent meeting of the Board of Directors of the Company.

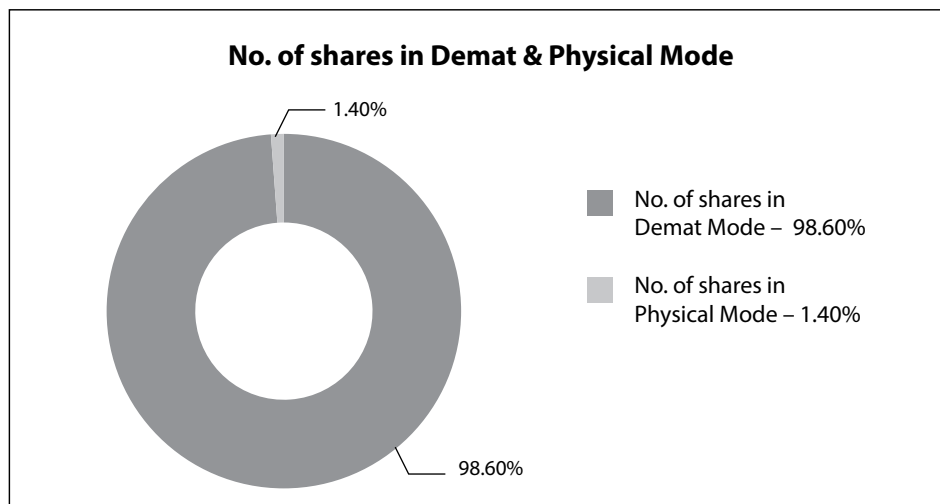
The Certificate of Compliance obtained from the Company Secretary in practice as required under Regulation 40(9) of the Listing Regulations, confirms the compliance with the share transfer formalities within the timelines prescribed.

The Company conducts a Reconciliation of Share Capital Audit on a quarterly basis in accordance with Securities and Exchange Board of India (SEBI) requirements. M/s. Nilesh Shah & Co., Practicing Company Secretary appointed by the Company to conduct this audit. Reconciliation of Share Capital Audit Reports of M/s. Nilesh Shah & Co., which have been submitted to the Stock Exchanges within the stipulated period, inter alia confirms that the equity shares of the Company held in dematerialized form and in physical form tally with the issued and paid-up equity share capital of the Company.

10.10. Dematerialization of shares and liquidity

As on 31st March, 2018, 3,58,24,514 Equity Shares representing 98.60% of the Company's paid-up Equity Share Capital have been dematerialized. Trading in Equity Shares of the Company on Stock Exchanges is permitted only in dematerialized form as per notification issued by SEBI. Shareholders seeking demat/ remat of their shares need to approach their Depository Participants (DP) with whom they maintain a demat account. The DP will generate an electronic request and will send the physical share certificates to the Share Transfer Agent of the Company. Upon receipt of the request and share certificates, the Share Transfer Agent will verify the same. Upon verification, the Share Transfer Agent will request National Securities Depository Limited (NSDL) / Central Depository Services (India) Limited (CDSL) to confirm the demat request. The demat account of the respective shareholder will be credited with equivalent number of shares. In case of rejection of the request, the same shall be communicated to the shareholder.

In respect of remat, upon receipt of the request from the shareholder, the DP generates a request and verification of the same is done by the Share Transfer Agent. The Share Transfer Agent then requests NSDL and CDSL to confirm the same. Approval of the Company is sought and equivalent number of shares are issued in physical form to the shareholder. The share certificates are dispatched within one month from the date of issue of shares.



10.11. There are no outstanding Global Depository Receipts or American Depository Receipts or warrants or any convertible instruments issued by the Company.

10.12. Plant Location

Plot No.G1, G2- M.I.D.C. Industrial Estate Post: Salai Dhaba, Butibori Nagpur – 441122

10.13. Investor Correspondence

Shareholders can contact to the Compliance officer for Secretarial matters of the Company at corporatesecretarial@ashokpiramalgroupp.com.

11. Disclosures

11.1. Materially significant related party transactions

The transactions between the Company and the Directors and Companies in which the directors are interested are disclosed in Note No. 48 of the Notes to the Financial Statement in the Annual Report in compliance with the Accounting Standard relating to “Related Party Disclosures”. There is no materially significant Related Party Transaction that may have potential conflict with the interest of the Company at large. As per Regulation 23 of Listing Regulations, the Company has formulated a policy on Related Party Transactions and it is uploaded on the website of the Company at www.morarjee.com.

11.2. Details of non – compliance, penalties, strictures imposed by the Stock Exchanges or SEBI during last 3 years

Details of non-compliance	Amount of Penalty/Fine
During the financial year 2016-17, BSE imposed a penalty for delayed submission of the shareholding pattern of the Company for the quarter ended 30th September, 2016.	₹ 3.14 Lakhs
During the financial year 2015-16, NSE has imposed a penalty for delayed submission of Annual Report of the Company for FY14-15.	₹ 2,000/-.

Besides above, there were no such instances and no penalties, strictures have been imposed by the Securities and Exchange Board of India or any other statutory authority during the last three year on any matter related to the capital markets.

11.3. Vigil mechanism/ whistle blower policy

The Company has established a vigil mechanism for Directors and Employees to report their genuine concerns about unethical behavior, actual or suspected fraud or violation of the company's code of conduct. The mechanism provides for adequate safeguards against victimization of Director(s) and Employee(s) who avail of the mechanism. In all cases, Directors and Employees have direct access to the Compliant Committee set up for this purpose and in exceptional circumstances, Chairman of the Audit Committee. Further no personnel have been denied access to the Chairman of the Audit Committee.

The Whistle Blower Policy is available on Company's website at www.morarjee.com

11.4. Disclosure of Compliance of Corporate Governance

The Company has complied with all the requirements of the Listing Regulations including the corporate governance requirements specified in Regulation 17 to 27 and clauses (b) to (i) of sub-regulations (2) of Regulation 46.

11.5. Details of compliance with mandatory requirements & adoption of non mandatory requirements

The Company has complied with all the mandatory requirements as applicable to the Company and following non- mandatory requirements as specified in Part E of Schedule II of the Listing Regulations:

- The company has separate persons as its Chairperson and the Managing Director.
- The non-executive Chairperson maintains her office at the Company's expense and is allowed reimbursement of expenses incurred in performance of her duties.

- iii) The Company follows the regime of financial statements with unmodified audit opinion.
- iv) The internal auditors of the Company report directly to the Audit Committee.

11.6. Subsidiary Company

The Company does not have any subsidiary company. However, a policy on material subsidiaries has been formulated by the Company and posted on the website of the Company at www.morarjee.com

11.7. Unclaimed/ Unpaid Dividend

The due dates for transfer of unclaimed dividend amount to be transferred to Investor Education & Protection Fund (IEPF) are as under;

Financial Year	Date of Declaration	Date of Payment	Due Date of transfer to IEPF
31.03.2013	14.08.2013	16.08.2013	18.10.2020
31.03.2014	29.09.2014	29.09.2014	03.12.2021
31.03.2015	26.08.2015	27.08.2015	30.10.2022
31.03.2016	27.07.2016	28.07.2016	01.10.2023
31.03.2017	22.08.2017	24.08.2017	27.10.2024

The unclaimed/unpaid dividend declared for the FY 2006-07 has already been transferred to IEPF on 8th October, 2014 and no dividend was declared during FY07-08 to FY11-12.

11.8. Transfer of shares to Investor Education and Protection Fund Authority

Pursuant to Section 124(6) of the Companies Act, 2013 read with Rule 6 of IEPF Authority (Accounting, Audit, Transfer and Refund) Rules, 2016, shares on which dividend was unpaid/unclaimed for seven years or more are required to be transferred to the Investor Education and Protection Fund (IEPF) Authority administered by the Central Government. The Company had transferred 63,036 equity shares to IEPF Authority on 30th November, 2017, in respect of which dividend pertaining to FY06-07 had remained unclaimed for more than 7 years. Such shareholders or their legal heir/successor/administrator/nominee, as the case may be, may claim for refund in accordance with the procedure and on submission of such documents as may be prescribed.

The individual communications about such transfer had been sent to each of the concerned shareholders, whose equity shares were liable to be transferred to the IEPF Authority before transferring such shares and the complete details of shareholders such as name of shareholders, equity shares held by them, Folio No./DP ID/Client ID etc. whose share were transferred is posted on the website of the company at www.morarjee.com.

11.9. Investor Helpdesk

Share transfers, dividend payments and all other investor related activities are attended to and processed at the office of the Share Transfer Agent, Freedom Registry Limited. For lodgment of transfer deeds and other documents or for any grievance/complaints, shareholders/investors may contact Share Transfer Agent, Freedom Registry Limited at the address mentioned above. Any queries relating to share transfers, dividend payments, annual report, etc. may also be emailed at corporatesecretarial@ashokpiramalgroup.com.

12. Details of Shares in Suspense Account

Sr. No.	Particulars	Status
1	Aggregate number of shareholders and the outstanding shares in the suspense account lying at the beginning of the year as on 1 st April, 2017	Nil
2	Number of shareholders who approached issuer for transfer of shares from suspense account during the year 2017-2018	Nil
3	Number of shareholders to whom shares were transferred from suspense account during the year 2017-2018	Nil
4	Aggregate number of shareholders and the outstanding shares in the suspense account lying at the end of the year 31 st March, 2018	Nil

13. Declaration regarding Compliance by Board Members and Senior Management Personnel with the Company's Code of Conduct.

To,

The Members of Morarjee Textiles limited

Declaration by the Managing Director under SEBI (Listing Obligations and Disclosure Requirement) Regulations, 2015

I, R.K. Rewari, Managing Director of Morarjee Textiles Limited, hereby declare that all the members of the Board of Directors and Senior Management Personnel have affirmed compliance with the Code of Conduct of Board of Directors and Senior Management, for the year ended 31st March, 2018.

R.K. Rewari
Managing Director

Place: Mumbai

Date: 24th May, 2018

14 Compliance Certificate from Auditors regarding Compliance of Conditions of Corporate Governance

Independent Auditor's Certificate on Compliance with the Corporate Governance requirements under SEBI (Listing Obligations and Disclosure Requirements) Regulations, 2015

To

The Members of Morarjee Textiles Limited,

1. This Certificate is issued in accordance with the terms of our engagement letter dated September 12, 2017.
2. We have examined the compliance of conditions of Corporate Governance by Morarjee Textiles Limited ('the Company'), for the year ended on March 31, 2018, as stipulated in Regulations 17 to 27 and clauses (b) to (i) of regulation 46 (2) and paragraphs C, D and E of Schedule V of the SEBI (Listing Obligations and Disclosure Requirements) Regulations, 2015 ("Listing Regulations").

Management's Responsibility

3. The Management is responsible for ensuring that the Company complies with the conditions of Corporate Governance. This responsibility also includes the design, implementation and maintenance of internal controls and procedures to ensure compliance with the conditions of the Corporate Governance stipulated in the Listing Regulations.

Auditor's Responsibility

4. Our responsibility is limited to examining the procedures and implementation thereof, adopted by the Company for ensuring the compliance of the conditions of the Corporate Governance. It is neither an audit nor an expression of opinion on the financial statements of the Company.
5. We have examined the books of account and other relevant records and documents maintained by the Company for the purpose of providing reasonable assurance on the compliance with Corporate Governance requirements by the Company.
6. We conducted our examination in accordance with the Guidance Note on Certification of Corporate Governance issued by the Institute of the Chartered Accountants of India ("ICAI"), the Standards on Auditing specified under Section 143(10) of the Companies Act, 2013, in so far as applicable for the purpose of this certificate and as per the Guidance Note on Reports or Certificates for Special Purposes issued by the ICAI which requires that we comply with the ethical requirements of the Code of Ethics issued by the ICAI.
7. We have complied with the relevant applicable requirements of the Standard on Quality Control (SQC) 1, Quality Control for Firms that Perform Audits and Reviews of Historical Financial Information, and Other Assurance and Related Services Engagements issued by ICAI.

Opinion

8. Based on our examination, as above, and to the best of the information and explanations given to us and representations provided by the Management, we certify that the Company has complied with the conditions of Corporate Governance as stipulated in regulations 17 to 27 and clauses (b) to (i) of regulation 46 (2) and paragraphs C, D and E of Schedule V of the Listing Regulations during the year ended March 31, 2018.
9. We further state that such compliance is neither an assurance as to the future viability of the Company nor the efficiency or effectiveness with which the Management has conducted the affairs of the Company.

Restriction on Use

10. The certificate is addressed and provided to the members of the Company solely for the purpose to enable the Company to comply with the requirement of the Listing Regulations, and it should not be used by any other person or for any other purpose. Accordingly, we do not accept or assume any liability or any duty of care for any other purpose or to any other person to whom this certificate is shown or into whose hands it may come without our prior consent in writing. We have no responsibility to update this certificate for any event or circumstances occurring after the date of this certificate.

For Haribhakti & Co. LLP

Chartered Accountants

ICAI Firm Registration No.103523W/W100048

Sumant Sakhardande

Partner

Membership No. 034828

Mumbai: May 24, 2018

Management Discussion & Analysis

Overview: Global Economy

The global economy is experiencing a cyclical recovery, reflecting a rebound in investment, manufacturing activity and trade. This improvement comes against the backdrop of benign global financing conditions, generally accommodative policies, rising confidence and firming commodity prices. Global GDP growth is estimated to have picked up from 2.4 percent in 2016 to 3 percent in 2017, above the June forecast of 2.7 percent. The upturn is broad based, with growth increasing in more than half of the world's economies. In particular, the rebound in global investment growth which accounted for three quarters of the acceleration in global GDP growth from 2016 to 2017 was supported by favourable financing costs, rising profits, and improved business sentiment across both advanced economies and emerging market and developing economies (EMDEs).

Global growth is projected to edge up to 3.1 percent in 2018, as the cyclical momentum continues and then slightly moderate to an average of 3 percent in 2019-20. This broadly steady forecast masks marked differences between the outlook for advanced economies and EMDEs. Growth in advanced economies is projected to slow, as labour market slack diminishes and monetary policy accommodation is gradually unwound, moving closer to subdued potential growth rates, which remain constrained by aging populations and weak productivity trends. Conversely, growth in EMDEs is expected to accelerate, reaching 4.5 percent in 2018 and an average of 4.7 percent in 2019-20. This mainly reflects a further pickup of growth in commodity exporters, which is forecast to rise to 2.7 percent in 2018 and to an average of 3.1 percent in 2019-20, as oil and other commodity prices firm and the effects of the earlier commodity price collapse dissipate. Growth in commodity importers is projected to remain stable, averaging 5.7 percent in 2018-20, as a gradual slowdown in China is offset by a pickup in some other large economies. Within the broader group of EMDEs, growth in low-income countries is projected to rise to 5.4 percent in 2018 and to 5.6 percent on average in 2019-20, as conditions gradually improve in oil and metals-exporting economies.

The fashion industry is going through a seismic shift, driven by massive long-term changes that serve as a backdrop for everything that is happening. These are overarching, interconnected forces that will drive and shape the trends in years to come.

The key challenges, the apparel industry will face in 2018, are not new. McKinsey Global Fashion Survey shows that the four biggest challenges are:

- 1 Dealing with volatility, uncertainty and shifts in the global economy;
- 2 Competition from online and Omni channel;
- 3 Value chain improvement and digitalization;
- 4 Decreasing foot traffic and offline retailing pressure.

All of these challenges were also among the top challenges in 2016 and 2017.

Looking towards opportunities for 2018, there is a new sense of optimism in an industry plagued by uncertainty. The McKinsey Global Fashion Index forecasts industry sales growth to nearly triple between 2016 and 2018, from 1.5% to between 3.5 to 4.5%.

One of the biggest opportunities lies in digitalization of the value chain. As an example, the use of rich data and granular customer insights to inform decisions offer business opportunities across the fashion value chain, in areas ranging from dynamic pricing to optimized product replenishment.

Indian Textile Market: Industry Structure and Development

India's textile sector is one of the mainstays of the national economy. The country continues to be the only country other than China to have the full textile chain i.e. from fibre to clothing.

Indian Textiles and Apparels Industry has gone through major Taxation reform in term of GST implementation which had short term impact in FY'18 but this will boost the organised sector.

The industry currently estimated at around US\$ 100 billion, is expected to reach US\$ 223 billion by 2021 has witnessed a spurt in investment during the last five years. The industry (including dyed and printed) attracted Foreign Direct Investment (FDI) worth US\$ 2.41 billion during April 2000 to December 2016 and 26% of this investment came during October 2015 to December 2016 but there is reverse flow of FDI too, to competing nations like Bangladesh, Sri Lanka and Ethiopia due to Duty Free Apparels zones for EU and US.

Recovery in domestic demand continued in 2017, despite sluggish growth in the early part of the year (due to demonetisation) because of strong festive offtake and minimal impact of the GST on domestic apparel consumption. With higher economic growth expected in 2018-19, the resulting return to normalcy in consumer spending will lead to healthy domestic offtake.

Currently, per-capita expenditure on domestic clothing among Indians is less than 5% of American counterparts. The

industry seems to expand at a 10-12% CAGR between 2017 and 2022. Key drivers of growth are raising income, higher penetration of organised retail and growing preference of readymade garments over tailor-made ones. Among the major segments, women's apparel is expected to outperform the industry due to the increasing number of working women, entry of branded players in the space and increased awareness of latest fashion trends.

After the ~1% decline observed in 2016, CRISIL Research projected India's exports to grow 4.5% in 2017 (in dollar terms), on account of increased demand from non-traditional markets in the early part of the year. The strong rupee and operational uncertainties/difficulties caused by rollout of the Goods and Services Tax (GST) were major impediments to growth in 2017-18. Lack of clarity on duty drawback benefits till late September, 2017 led to problems in pricing future shipments. Consequently, exports, which had risen ~13% in the first five months of the year slowed down to 7% growth, as per the latest available numbers (till August 2017). Thus, exports actually declined by 5% in the three months prior to August. Meanwhile, the government reduced duty drawback benefits from 7.5% to 2%, effective October 2017, which continued to impact exporters till the end of the year.

In 2018-19, we expect exports to increase by 7-8% (in dollar terms) due to expected improvement in clothing offtake in the European Union and the US. A weaker rupee forecast will also aid exporters in 2018-19. Moreover, the government has revised Merchandise Exports from India Scheme rates for readymade garments increased from 2-4% from November 1, 2017, to June 30, 2018, which will improve the pricing competitiveness in future shipments.

Outlook

Indian textiles industry is a well-established Industry showing strong features and a bright future. In fact, the country is the second biggest textiles manufacturer worldwide, right after China. Similar force is demonstrated in the cotton production and consumption trend where India ranks just after China and USA. The textiles manufacturing business is a pioneer activity in the Indian manufacturing sector and it has a primordial importance in the economic life of the country, which is still predominantly based on the agro-alimentary sector. Employing around 35 million people, textiles industry stands as a major foreign currency revenue generator and further proves it in its 14% share of industrial production and the 16% of export revenues it generated.

Textiles industry is not limited to manufacture and export of garments. The success of Indian textiles lies in effective vertical integrations policies which have helped operators in taming the processes which while lying beyond simple manufacturing exercise do have a serious impact on it, for

example, raw material treatment. Thus, cotton, jute, silk or wool and even synthetic material are also produced by this industry to complement and strengthen the garments manufacturing industry. Almost one quarter of the world's spindle activities is hosted in India, again positioning itself just after China. Looming is another important element that accounts for significant activity in this industry; in fact, it takes an impressive 61% share including handlooms. The country is also significant textiles fiber and yarn manufacturer on the world scene, taking on its own a 12% share of the world's production volume. India ranks on the second place as regards in production of silk and cellulose fiber and yarn whilst standing on the fifth position when it comes to synthetic fiber and yarn.

Indians have well understood the importance of staying one step ahead of developments in the world economic environment. Industry operators are increasingly moving towards modernization and expansion as encouraged by the so-designated Textile Upgradation Fund Scheme implemented by Government.

In that view, many manufacturing companies in India are rushing towards expansion and modernization options. Manufacturers are having recourse to fund raising programmes pushing EPS to higher growth, dissolving equity on its way. Business collaborations with foreign players, creation of buying offices and Government's effort to enhance quality production and export are many visible signs of Indians coming into force on the global market.

Risk Management

Risks are inherent in all businesses. The challenge for the Company is to effectively and responsibly manage and control the risks on a sustained basis to enhance returns.

Industry Risk

The demand for textiles is perennial and major fluctuations occur largely due to changes in overall economic growth and manufacturing competitiveness.

However, the business is cyclical on the supply side considering the quantum of capital investment involved in capacity expansion. This makes it necessary for the Company to incur large capital expenditure at the right time. An error in estimation, can, therefore, affect its financial health.

Risk Mitigation

Morarjee has consistently invested funds in its manufacturing plants to bring them in line with the latest technology. This prudence is reflected in the enhanced market presence due to higher production and improved quality at a lower cost of production.

Raw Material Risk

The company is exposed to the vagaries of nature, with cotton being the principal raw material for fabric manufacturing.

Risk Mitigation

Procurement of raw cotton at right price remains crucial. The Company covers its cotton requirements from time to time through the domestic and international markets. The Company also seeks out alternative cotton varieties and blends to increase its raw material basket. Thus this enables an in built risk mitigation for cotton price fluctuation.

Product Substitution Risk

Man Made Fibres are a direct substitute for cotton textiles.

Risk Mitigation

The company specialises in producing the best quality cotton fabrics, which are at par with the highest global quality standards and has created a niche positioning with products which cater to high-end customers. The company also produces high quality printed cotton fabric for the African market.

Human Resource:

The Company takes pride in the commitment, competence and dedication shown by its employees in all areas of business.

The company's belief is that its people are the primary source of its competitive advantage and consistently puts emphasis on Human Resource Development, which remains vital and strategic to the company. The Company is committed to nurturing, enhancing and retaining talent through Learning & Organizational Development to support the organization's growth and its sustainability in the long run.

Cordial employee relations, in keeping with tradition, are being pursued vigorously. Industrial relations have continued to be harmonious throughout the year. This has been possible by creating a performance driven culture against the backdrop of care and concern for all employees. Objective appraisal systems based on Key Result Areas (KRAs) are in place.

Financial Snapshot

Standalone

Total revenue of the company during the year under review was ₹36,751 lakhs as against ₹38,486 lakhs in the previous year, a decrease by 4%. However, EBITDA increased to ₹7,505 lakhs as against ₹ 6,905 lakhs in the previous year.

(₹ in lakhs)

Particulars	Year Ended 31.03.2018	Year Ended 31.03.2017
Income	36,751	38,486
EBITDA	7,505	6,905
% to income	20.42	17.94
Interest	5,139	3,949
Depreciation	2,284	1,923
Profit Before Tax	82	1,033
Deferred Tax & MAT	41	(147)
Profit for the year	41	1,180
Other Comprehensive Income (Net of Tax)	(19)	(15)
Total Comprehensive Income	22	1165

Consolidated

On a consolidated basis the revenue decreased by 4% from ₹ 38,486 lakhs in FY17 to ₹ 36,751 lakhs in FY18. EBITDA stood at 20.42% in FY18 against 17.94% in the previous year. Profit stood at ₹ 27 lakhs in FY18 against ₹1,188 lakhs in the previous year.

(₹ in lakhs)

Particulars	Year Ended 31.03.2018	Year Ended 31.03.2017
Income	36,751	38,486
EBITDA	7,505	6,905
% to income	20.42	17.94
Interest	5,139	3,949
Depreciation	2,284	1,923
Profit Before Tax	82	1033
Deferred Tax & MAT	41	(147)
Profit After Tax	41	1180
Share in Profit of Joint Ventures	5	23
Other Comprehensive Income (Net of Tax)	(19)	(15)
Total Comprehensive Income	27	1188

Internal control systems & their adequacy

The Company has proper and adequate systems of Internal Control to ensure that all the assets are safeguarded from loss, damage or disposition. Checks & balances are in place to ensure that transactions are adequately authorised and recorded and that they are reported correctly.

The Board of Directors considers internal controls as adequate.

Cautionary Statement

Statements in this report on Management Discussion and Analysis describing the Company's objectives, projections, estimates, expectations or predictions maybe forward looking statements within the meaning of applicable laws or regulations. These statements are based on certain assumptions and reasonable expectation of future events. Actual results could however differ materially from those

expressed or implied. Important factors that could make a difference to the Company's operations include global and domestic demand – supply conditions, finished goods prices, raw materials cost & availability, changes in Government regulations and tax structure, economic developments within India and the countries with which the Company has business contacts and other factors such as litigation and industrial relations. The Company assumes no responsibility in respect of the forward looking statements herein which may undergo changes in future on the basis of subsequent developments, information or events.

Independent Auditor's Report

To the Members of Morarjee Textiles Limited

Report on the Standalone Ind AS Financial Statements

We have audited the accompanying Standalone Ind AS Financial Statements of Morarjee Textiles Limited ("the Company"), which comprise the Balance Sheet as at March 31, 2018, the Statement of Profit and Loss (including Other Comprehensive Income), the Statement of Cash Flows and the Statement of Changes in Equity for the year then ended and a summary of significant accounting policies and other explanatory information, (hereinafter referred to as "the Standalone Ind AS Financial Statements").

Management's Responsibility for the Standalone Ind AS Financial Statements

The Company's Board of Directors is responsible for the matters stated in Section 134(5) of the Companies Act, 2013 ("the Act") with respect to the preparation of these Standalone Ind AS Financial Statements that give a true and fair view of the state of affairs (financial position), profit or loss (financial performance including other comprehensive income), cash flows and changes in equity of the Company in accordance with the accounting principles generally accepted in India, including the Indian Accounting Standards (Ind AS) specified under Section 133 of the Act, read with relevant rules issued thereunder. This responsibility also includes maintenance of adequate accounting records in accordance with the provisions of the Act for safeguarding of the assets of the Company and for preventing and detecting frauds and other irregularities; selection and application of appropriate accounting policies; making judgments and estimates that are reasonable and prudent; and design, implementation and maintenance of adequate internal financial controls and ensuring their operating effectiveness and the accuracy and completeness of the accounting records, relevant to the preparation and presentation of the Standalone Ind AS Financial Statements that give a true and fair view and are free from material misstatement, whether due to fraud or error.

In preparing the Standalone Ind AS Financial Statements, Management is responsible for assessing the Company's ability to continue as a going concern, disclosing, as applicable, matters related to going concern and using the going concern basis of accounting unless Management either intends to liquidate the Company or to cease operations, or has no realistic alternative but to do so.

Auditor's Responsibility

Our responsibility is to express an opinion on these Standalone Ind AS Financial Statements based on our audit.

We have taken into account the provisions of the Act, the accounting and auditing standards and matters which are required to be included in the audit report under the provisions of the Act and the Rules made thereunder.

We conducted our audit in accordance with the Standards on Auditing specified under Section 143(10) of the Act. Those Standards require that we comply with ethical requirements and plan and perform the audit to obtain reasonable assurance about whether the Standalone Ind AS Financial Statements are free from material misstatement.

An audit involves performing procedures to obtain audit evidence about the amounts and disclosures in the Standalone Ind AS Financial Statements. The procedures selected depend on the auditors' judgment, including the assessment of the risks of material misstatement of the Standalone Ind AS Financial Statements, whether due to fraud or error. In making those risk assessments, the auditor considers internal financial control relevant to the Company's preparation of the Standalone Ind AS Financial Statements that give a true and fair view in order to design audit procedures that are appropriate in the circumstances. An audit also includes evaluating the appropriateness of accounting policies used and the reasonableness of the accounting estimates made by the Company's Directors, as well as evaluating the overall presentation of the Standalone Ind AS Financial Statements.

We are also responsible to conclude on the appropriateness of Management's use of the going concern basis of accounting and, based on the audit evidence obtained, whether a material uncertainty exists related to events or conditions that may cast significant doubt on the Company's ability to continue as a going concern. If we conclude that a material uncertainty exists, we are required to draw attention in the auditor's report to the related disclosures in the Standalone Ind AS Financial Statements, or if such disclosures are inadequate, to modify the opinion. Our conclusions are based on the audit evidence obtained up to the date of the auditor's report. However, future events or conditions may cause the Company to cease to continue as a going concern.

We believe that the audit evidence we have obtained is sufficient and appropriate to provide a basis for our audit opinion on the Standalone Ind AS Financial Statements.

Opinion

In our opinion and to the best of our information and according to the explanations given to us, the aforesaid Standalone Ind AS Financial Statements give the information

required by the Act in the manner so required and give a true and fair view in conformity with the accounting principles generally accepted in India including the Ind AS, of the state of affairs of the Company as at March 31, 2018, its profit (including other comprehensive income), its cash flows and changes in equity for the year ended on that date.

Other Matter

The comparative financial information of the Company for the year ended March 31, 2017 and the transition date opening balance sheet as at April 1, 2016 included in these Standalone Ind AS Financial Statements, are based on the previously issued statutory financial statements prepared in accordance with the Companies (Accounting Standards) Rules, 2006 audited by the predecessor auditor whose report for the year ended March 31, 2017 and March 31, 2016 dated May 15, 2017 and May 3, 2016 respectively expressed an unmodified opinion on those standalone financial statements, as adjusted for the differences in the accounting principles adopted by the Company on transition to the Ind AS, which have been audited by us.

Our opinion is not modified in respect of this matter.

Report on Other Legal and Regulatory Requirements

- (1) As required by the Companies (Auditors' Report) Order, 2016 ("the Order") issued by the Central Government of India in terms of sub-section (11) of Section 143 of the Act, we give in "Annexure 1", a statement on the matters specified in paragraphs 3 and 4 of the Order, to the extent applicable.
- (2) As required by Section 143(3) of the Act, we report that:
 - a. We have sought and obtained all the information and explanations which to the best of our knowledge and belief were necessary for the purposes of our audit;
 - b. In our opinion, proper books of account as required by law have been kept by the Company so far as it appears from our examination of those books;
 - c. The Balance Sheet, the Statement of Profit and Loss, the Statement of Cash Flows and the Statement of Changes in Equity dealt with by this Report are in agreement with the books of account;

- d. In our opinion, the aforesaid Standalone Ind AS Financial Statements comply with the Indian Accounting Standards specified under Section 133 of the Act, read with relevant rules issued thereunder;
- e. On the basis of written representations received from the directors as on March 31, 2018 and taken on record by the Board of Directors, none of the directors is disqualified as on March 31, 2018 from being appointed as a director in terms of Section 164 (2) of the Act;
- f. With respect to the adequacy of the internal financial controls over financial reporting of the Company and the operating effectiveness of such controls, we give our separate Report in "Annexure 2".
- g. With respect to the other matters to be included in the Auditor's Report in accordance with Rule 11 of the Companies (Audit and Auditors) Rules, 2014, in our opinion and to the best of our information and according to the explanations given to us:
 - (i) The Company has disclosed the impact of pending litigations on its financial position in its Standalone Ind AS Financial Statements - Refer Note no. 38 on Contingent Liabilities to the Standalone Ind AS Financial Statements;
 - (ii) The Company did not have any material foreseeable losses on long-term contracts including derivative contracts;
 - (iii) There were no amounts which were required to be transferred to the Investor Education and Protection Fund by the Company.

For **Haribhakti & Co. LLP**

Chartered Accountants

ICAI Firm Registration No. 103523W / W100048

Sumant Sakhardande

Partner

Membership No. 034828

Mumbai: May 24, 2018

ANNEXURE 1 TO THE INDEPENDENT AUDITOR'S REPORT

[Referred to in Paragraph 1 under 'Report on Other Legal and Regulatory Requirements' in the Independent Auditor's Report of even date to the members of Morarjee Textiles Limited ("the Company") on the Standalone Ind AS Financial Statements for the year ended March 31, 2018]

- (i) (a) The Company has maintained proper records showing full particulars, including quantitative details and situation of fixed assets.
- (b) During the year, the fixed assets of the Company have been physically verified by the Management and as informed, no material discrepancies were noticed on such verification. In our opinion, the frequency of verification is reasonable having regard to the size of the Company and the nature of its assets.
- (c) The title deeds of immovable properties recorded as fixed assets in the books of account of the Company are held in the name of the Company.
- (ii) The inventory (excluding stocks lying with third parties) has been physically verified by the Management during the year. In our opinion, the frequency of verification is reasonable. In respect of inventory lying with third parties at the year end, it has substantially been confirmed by them. As informed, no material discrepancies were noticed on physical verification carried out during the year.
- (iii) As informed, the Company has not granted any loans, secured or unsecured, to companies, firms, Limited Liability Partnerships or other parties covered in the register maintained under Section 189 of the Act. Accordingly, Paragraphs 3 (iii)(a), 3 (iii)(b) and 3 (iii)(c) of the Order are not applicable to the Company.
- (iv) Based on information and explanation given to us in respect of loans, investments, guarantees and securities, the Company has complied with the provisions of Section 185 and 186 of the Act.

- (v) In our opinion and according to the information and explanations given to us, the Company has not accepted any deposits from the public within the provisions of Sections 73 to 76 of the Act and the rules framed there under.
- (vi) We have broadly reviewed the books of account maintained by the Company in respect of products where the maintenance of cost records has been specified by the Central Government under sub-section (1) of Section 148 of the Act and the rules framed there under and we are of the opinion that, prima facie, the prescribed accounts and records have been made and maintained.
- (vii) (a) The Company is generally regular in depositing with appropriate authorities, undisputed statutory dues including provident fund, employees' state insurance, income tax, sales tax, service tax, value added tax, goods and services tax, customs duty, excise duty, cess and any other material statutory dues applicable to it, however, delays in deposit have not been serious.

AND

According to the information and explanations given to us, no undisputed amounts payable in respect of provident fund, employees' state insurance, income tax, sales tax, service tax, value added tax, goods and services tax, customs duty, excise duty, cess and any other material statutory dues applicable to it, were outstanding, at the year end, for a period of more than six months from the date they became payable.

- (b) According to the information and explanation given to us, there are no dues with respect to income tax, sales tax, service tax, value added tax, goods and services tax, customs duty, excise duty, which have not been deposited on account of any dispute, except as follows:

Name of the Statute	Nature of Dues *	Financial Year	Amount (₹ in lakhs)	Forum where Dispute is Pending
Central Excise Act, 1944	Excise duty	1979-80 to 1985-86	6.22	Commissioner
		1990-91	0.09	
		1993-94 to 1995-96	146.49	
		1999-2000 to 2001-02	218.61	
Central Excise Act, 1944	Excise duty	1990-91 to 1991-92	2.10	CESTAT
		1995-96 to 2002-03	488.27	

Name of the Statute	Nature of Dues *	Financial Year	Amount (₹ in lakhs)	Forum where Dispute is Pending
Central Excise Act, 1944	Excise duty	1997-98 to 2001-02	3.19	High Court
		2006-07 to 2008-09	90.11	
	Service tax	2007-08	30.71	
Central Excise Act, 1944	Excise duty	1981-84	296.14	Supreme Court
Maharashtra Value Added Tax Act, 2002	Sales tax	2006-07 to 2007-08	66.20	Joint Commissioner of Sales Tax
Maharashtra Value Added Tax Act, 2002	Sales tax	2003-04	112.07	Sales Tax Tribunal

* Includes amounts of interest and penalty, where ascertainable.

(viii) According to the information and explanations given to us, the Company has not defaulted in repayment of loans or borrowings to financial institutions and banks, as at the balance sheet date. As informed, the Company has not availed any loan or borrowing from any government nor has it issued any debentures.

(ix) In our opinion and according to the information and explanations given to us, the Company has utilised the money raised by way of term loans during the year for the purposes for which they were raised.

As informed, the Company has not raised money by way of initial public issue offer / further public offer (including debt instruments).

(x) During the course of our examination of the books and records of the Company, carried out in accordance with the generally accepted auditing practices in India, and according to the information and explanations given to us, we have neither come across any instance of fraud by the Company or any fraud on the Company by its officers or employees, noticed or reported during the year, nor have we been informed of any such instance by the Management.

(xi) According to the information and explanations given to us, managerial remuneration has been paid / provided in accordance with the requisite approvals mandated by the provisions of Section 197 read with Schedule V to the Act.

(xii) In our opinion and according to the information and explanations given to us, the Company is not a Nidhi

Company. Accordingly, Paragraph 3(xii) of the Order is not applicable to the Company.

(xiii) According to the information and explanation given to us, all transactions entered into by the Company with the related parties are in compliance with Sections 177 and 188 of Act, where applicable and the details have been disclosed in the Standalone Ind AS Financial Statements, as required by the applicable Indian Accounting Standards. (Refer Note no. 48 to the Standalone Ind AS Financial Statements).

(xiv) The Company has not made any preferential allotment or private placement of shares or fully or partly convertible debentures during the year under review. Accordingly, Paragraph 3(xiv) of the Order is not applicable to the Company.

(xv) According to the information and explanations given to us, the Company has not entered into any non-cash transactions with directors or persons connected with him during the year.

(xvi) According to the information and explanation given to us, the Company is not required to be registered under Section 45-IA of the Reserve Bank of India Act, 1934.

For **Haribhakti & Co. LLP**
Chartered Accountants
ICAI Firm Registration No. 103523W / W100048

Sumant Sakhardande
Partner
Membership No. 034828

Mumbai: May 24, 2018

ANNEXURE 2 TO THE INDEPENDENT AUDITOR'S REPORT

[Referred to in Paragraph 2 under 'Report on Other Legal and Regulatory Requirements' in the Independent Auditor's Report of even date to the members of Morarjee Textiles Limited on the Standalone Ind AS Financial Statements for the year ended March 31, 2018]

Report on the Internal Financial Controls over Financial Reporting under Clause (i) of Sub-section 3 of Section 143 of the Companies Act, 2013 ("the Act")

We have audited the internal financial controls over financial reporting of Morarjee Textiles Limited ("the Company") as of March 31, 2018 in conjunction with our audit of the Standalone Ind AS Financial Statements of the Company for the year ended on that date.

Management's Responsibility for Internal Financial Controls

The Company's Management is responsible for establishing and maintaining internal financial controls based on the internal control over financial reporting criteria established by the Company considering the essential components of internal control stated in the Guidance Note on Audit of Internal Financial Controls over Financial Reporting ("the Guidance Note") issued by the Institute of Chartered Accountants of India ("ICAI"). These responsibilities include the design, implementation and maintenance of adequate internal financial controls that were operating effectively for ensuring the orderly and efficient conduct of its business, including adherence to company's policies, the safeguarding of its assets, the prevention and detection of frauds and errors, the accuracy and completeness of the accounting records, and the timely preparation of reliable financial information, as required under the Act.

Auditors' Responsibility

Our responsibility is to express an opinion on the Company's internal financial controls over financial reporting based on our audit. We conducted our audit in accordance with the Guidance Note and the Standards on Auditing specified under section 143(10) of the Act to the extent applicable to an audit of internal financial controls, both issued by the ICAI. Those Standards and the Guidance Note require that we comply with ethical requirements and plan and perform the audit to obtain reasonable assurance about whether adequate internal financial controls over financial reporting was established and maintained and if such controls operated effectively in all material respects.

Our audit involves performing procedures to obtain audit evidence about the adequacy of the internal financial controls system over financial reporting and their operating effectiveness.

Our audit of internal financial controls over financial reporting included obtaining an understanding of internal financial controls over financial reporting, assessing the risk that a material weakness exists, and testing and evaluating the design and operating effectiveness of internal control based on the assessed risk. The procedures selected depend on the auditor's judgement, including the assessment of the risks of material misstatement of the financial statements, whether due to fraud or error.

We believe that the audit evidence we have obtained is sufficient and appropriate to provide a basis for our audit opinion on the Company's internal financial controls system over financial reporting.

Meaning of Internal Financial Controls over Financial Reporting

A company's internal financial control over financial reporting is a process designed to provide reasonable assurance regarding the reliability of financial reporting and the preparation of financial statements for external purposes in accordance with generally accepted accounting principles. A company's internal financial control over financial reporting includes those policies and procedures that (1) pertain to the maintenance of records that, in reasonable detail, accurately and fairly reflect the transactions and dispositions of the assets of the company; (2) provide reasonable assurance that transactions are recorded as necessary to permit preparation of financial statements in accordance with generally accepted accounting principles, and that receipts and expenditures of the company are being made only in accordance with authorisations of management and directors of the company; and (3) provide reasonable assurance regarding prevention or timely detection of unauthorised acquisition, use, or disposition of the company's assets that could have a material effect on the financial statements.

Inherent Limitations of Internal Financial Controls over Financial Reporting

Because of the inherent limitations of internal financial controls over financial reporting, including the possibility of collusion or improper management override of controls, material misstatements due to error or fraud may occur and not be detected. Also, projections of any evaluation of the internal financial controls over financial reporting to future periods are subject to the risk that the internal financial control over financial reporting may become inadequate because of changes in conditions, or that the degree of compliance with the policies or procedures may deteriorate.

Opinion

In our opinion, the Company has, in all material respects, an adequate internal financial controls system over financial reporting and such internal financial controls over financial reporting were operating effectively as at March 31, 2018, based on the internal control over financial reporting criteria established by the Company considering the essential components of internal control stated in the Guidance Note on Audit of Internal Financial Controls Over Financial Reporting issued by the ICAI.

For **Haribhakti & Co. LLP**
Chartered Accountants
ICAI Firm Registration No. 103523W / W100048

Sumant Sakhardande
Partner
Membership No. 034828

Mumbai: May 24, 2018

Standalone Balance Sheet

as at 31st March, 2018

	Note	31.03.2018 ₹ in lakhs	31.03.2017 ₹ in lakhs	01.04.2016 ₹ in lakhs
ASSETS				
1. Non-current Assets				
a) Property, Plant & Equipment	2	49,739.70	51,034.34	30,305.02
b) Capital Work In Progress		-	328.60	6,933.71
c) Intangible assets	2	177.76	184.28	180.09
d) Investment in Joint Venture	3	493.96	493.96	493.96
e) Financial Assets				
i) Investments	4	0.89	0.89	0.89
ii) Loans	5	130.86	120.72	110.26
f) Other Non-current Assets	6	68.74	169.43	1,979.50
g) Non-current Tax Assets	7	42.61	42.65	42.21
		50,654.52	52,374.87	40,045.64
2. Current Assets				
a) Inventories	8	10,399.37	9,942.17	8,605.66
b) Financial Assets				
i) Trade Receivables	9	5,365.37	6,050.09	6,985.44
ii) Cash and Cash Equivalents	10	225.22	57.33	51.90
iii) Bank Balances other than (ii) above	11	334.55	79.59	773.13
iv) Loans	12	31.75	13.13	48.41
c) Other Current Assets	13	6,291.24	5,323.01	2,489.22
		22,647.50	21,465.32	18,953.76
Total Assets		73,302.02	73,840.19	58,999.40
EQUITY AND LIABILITIES				
1. Equity				
a) Equity Share Capital	14	2,543.26	2,543.26	2,543.26
b) Other Equity	15	8,193.70	8,784.29	8,231.58
		10,736.96	11,327.55	10,774.84
2. Non Current Liabilities				
a) Financial Liabilities				
- Borrowings	16	36,355.97	30,764.93	26,274.93
b) Provisions	17	477.15	329.76	283.17
c) Deferred Tax Liability (Net)	18	260.18	351.75	885.75
d) Other Non Current Liabilities	19	2,418.77	2,528.56	1,054.92
		39,512.07	33,975.00	28,498.77
3. Current Liabilities				
a) Financial Liabilities				
i) Borrowings	20	11,701.44	12,742.22	10,036.63
ii) Trade Payables	21			
Micro and Small Enterprises		74.90	56.67	51.03
Others		6,144.98	7,785.75	7,583.13
iii) Other Financial Liabilities	22	4,553.01	7,107.87	1,456.57
b) Other Current Liabilities	23	389.10	379.11	316.37
c) Provisions	24	71.41	141.27	122.83
d) Current Tax Liabilities (Net)	25	118.15	324.75	159.23
		23,052.99	28,537.64	19,725.79
Total Equity and Liabilities		73,302.02	73,840.19	58,999.40
Significant Accounting Policies	1			
Notes forming part of the financial statements	34-51			

As per our report of even date.

For **Haribhakti & Co. LLP**

Chartered Accountants

ICAI FRN : 103523W / W100048

For and on behalf of Board of Directors

Urvi A. Piramal

(DIN 00044954)

Chairperson

Harsh A. Piramal

(DIN 00044972)

Executive Vice Chairman

R. K. Rewari

(DIN 00619240)

Managing Director

Mahesh S. Gupta

(DIN 00046810)

Director

Sumant Sakhardande

Partner

Membership No. 034828

Ranjan Sanghi

(DIN 00275842)

Director

S. C. Kashimpuria

Chief Financial Officer

Sanjeev Singh Sengar

Company Secretary

Mumbai : May 24, 2018

Standalone Statement of Profit & Loss

for the year ended 31st March, 2018

	Note	₹ in lakhs	31.03.2018 ₹ in lakhs	₹ in lakhs	31.03.2017 ₹ in lakhs
INCOME					
Revenue from Operations	26	36,113.32		37,767.50	
Other Income	27	637.59		718.45	
Total Income			36,750.91		38,485.95
EXPENSES					
Cost of Materials Consumed	28	10,624.11		12,996.39	
Changes in Inventories of Work-in-Progress and Finished Goods	29	(1,006.77)		(1,682.45)	
Excise Duty		17.57		63.25	
Manufacturing Expenses	30	13,180.58		13,784.74	
Employee Benefits Expense	31	3,522.68		3,282.82	
Administrative, Selling and Other Expenses	32	2,907.90		3,135.95	
Finance Costs	33	5,139.09		3,949.68	
Depreciation and Amortisation Expenses	2	2,283.99		1,922.73	
Total Expenses			36,669.15		37,453.11
Profit before Tax			81.76		1,032.84
Tax Expense	36				
- Current Tax (Minimum Alternate Tax)			123.39		379.25
- Deferred Tax (Net of MAT Credit Entitlement)			(82.12)		(631.64)
- MAT of earlier periods			-		105.49
Total Tax Expense			41.27		(146.90)
Profit for the year			40.49		1,179.74
Other Comprehensive Income					
(i) Items that will not be reclassified to profit or loss (Remeasurement of Defined Benefit Obligation)	35		(28.34)		(22.68)
(ii) Income Tax relating to items that will not be reclassified to profit or loss	36		9.46		7.85
Total Other Comprehensive Income			(18.88)		(14.83)
Total Comprehensive Income for the year			21.61		1,164.91
Earning Per Equity Share - Basic and Diluted (₹)	50		0.11		3.25
(Face value ₹7/-each)					
Significant Accounting Policies	1				
Notes forming part of the financial statements	34-51				

As per our report of even date.
For **Haribhakti & Co. LLP**
Chartered Accountants
ICAI FRN : 103523W / W100048

For and on behalf of Board of Directors

Urvi A. Piramal
(DIN 00044954)
Chairperson

Harsh A. Piramal
(DIN 00044972)
Executive Vice Chairman

R. K. Rewari
(DIN 00619240)
Managing Director

Mahesh S. Gupta
(DIN 00046810)
Director

Sumant Sakhardande
Partner
Membership No. 034828

Ranjan Sanghi
(DIN 00275842)
Director

S. C. Kashimpuria
Chief Financial Officer

Sanjeev Singh Sengar
Company Secretary

Mumbai : May 24, 2018

Standalone Statement of Changes in Equity for the year ended 31st March, 2018

(a) Equity Share Capital (Refer Note no. 14)

Particulars	₹ in lakhs	
	Year ended 31.03.2018	Year ended 31.03.2017
Balance at the beginning of the reporting year	2,543.26	2,543.26
Changes in equity share capital during the year	-	-
Balance at the end of the reporting year	2,543.26	2,543.26

(b) Other Equity (Refer Note no. 15)

Particulars	₹ in lakhs		
	General Reserve	Retained Earnings	Total
Balance as at 1st April, 2016	5,627.91	2,603.67	8,231.58
Profit for the year	-	1,179.74	1,179.74
Other Comprehensive Income for the year (Remeasurement of Defined Benefit Obligation - Net of tax)	-	(14.83)	(14.83)
Dividend and Distribution Tax thereon	-	(612.20)	(612.20)
Balance as at 31st March, 2017	5,627.91	3,156.38	8,784.29
Profit for the year	-	40.49	40.49
Other Comprehensive Income for the year (Remeasurement of Defined Benefit Obligation - Net of tax)	-	(18.88)	(18.88)
Dividend and Distribution Tax thereon	-	(612.20)	(612.20)
Balance as at 31st March, 2018	5,627.91	2,565.79	8,193.70

As per our report of even date.

For **Haribhakti & Co. LLP**

Chartered Accountants

ICAI FRN : 103523W / W100048

For and on behalf of Board of Directors

Urvi A. Piramal

(DIN 00044954)

Chairperson

Harsh A. Piramal

(DIN 00044972)

Executive Vice Chairman

R. K. Rewari

(DIN 00619240)

Managing Director

Mahesh S. Gupta

(DIN 00046810)

Director

Sumant Sakhardande

Partner

Membership No. 034828

Ranjan Sanghi

(DIN 00275842)

Director

S. C. Kashimpuria

Chief Financial Officer

Sanjeev Singh Sengar

Company Secretary

Mumbai : May 24, 2018

Notes

to Standalone Financial Statements for the year ended 31st March, 2018

Company Overview

Morarjee Textiles Limited ("the Company") is a public limited company, incorporated and domiciled in India which mainly deals in manufacture of yarn and fabric. The registered office of the Company is located at 2, Peninsula Spenta, Senapati Bapat Marg, Lower Parel, Mumbai – 400 013. The Company is listed on the Bombay Stock Exchange (BSE) and the National Stock Exchange (NSE).

The standalone financial statements for the year ended 31st March, 2018 were approved by the Board of Directors and authorised for issue on 24th May, 2018.

Note 1: Significant Accounting Policies

(a) Basis of Preparation of Financial Statements

(i) Statement of Compliance with Indian Accounting Standards (Ind AS)

These financial statements comply, in all material respects, with Ind AS notified under section 133 of the Companies Act, 2013 ("the Act"), Companies (Indian Accounting Standards) Rules, 2015 (as amended) and other relevant provisions of the Act.

The financial statements up to year ended 31st March 2017 were prepared in accordance with the accounting standards notified under the Companies (Accounting Standard) Rules, 2006 (as amended) and other relevant provisions of the Companies Act, 1956.

These financial statements are the Company's first Ind AS financial statements and are complied with Ind AS 101 'First Time Adoption of Indian Accounting Standards' (Ind AS 101). The transition to Ind AS has been carried out from the accounting principles generally accepted in India ("Indian GAAP") which is considered as the "Previous GAAP" for purposes of Ind AS 101.

The date of transition to Ind AS is 1st April, 2016. Refer Note no. 34 for an explanation of how the transition from Previous GAAP to Ind AS has affected the Company's financial position, financial performance and cash flows.

(ii) Historical Cost Convention

The financial statements have been prepared on a historical cost basis, except for the following assets and liabilities:

- a) Certain financial assets and liabilities that are measured at fair value
- b) Derivative financial instruments

(iii) Functional and Presentation Currency

These financial statements are presented in Indian Rupees, which is also the functional currency of the Company. All financial information presented in Indian Rupees has been rounded off to two decimals in lakhs.

(iv) Current and Non-current Classification

All assets and liabilities have been classified as current and non-current as per the Company's normal operating cycle (Twelve months) and other criteria set out in Schedule III to the Act.

(b) Property, Plant and Equipment (PPE) and Depreciation

All items of PPE are stated at cost less depreciation and impairment, if any. Historical cost includes expenditure that is directly attributable to the acquisition of the items. Cost includes its purchase price including non-refundable taxes and duties, directly attributable costs of bringing the asset to its present location and condition and initial estimate of costs of dismantling and removing the item and restoring the site on which it is located.

Subsequent costs are included in the carrying amount of PPE or recognised as a separate PPE, as appropriate, only when it is probable that future economic benefits associated with the item will flow to the Company and the cost of the item can be measured reliably.

Notes to Standalone Financial Statements for the year ended 31st March, 2018

The carrying amount of any component accounted for as a separate asset is derecognised when replaced. All other repairs and maintenance are charged to the Statement of Profit and Loss during the reporting period in which they are incurred.

Machinery spares and servicing equipment are recognised as PPE when they meet the definition of PPE. Otherwise, such items are classified as inventory.

Capital work- in- progress includes cost of PPE under installation / under development as at the Balance Sheet date.

The Company depreciates its PPE over the useful life in the manner prescribed under Part C of Schedule II to the Act. Depreciation commences when the assets are ready for their intended use and is computed on pro-rata basis from the date of installation/ acquisition till the date of sale/ disposal. Management believes that useful life of assets are same as those prescribed in Schedule II to the Act, except for machinery spares wherein based on technical evaluation, useful life has been estimated to be different from that prescribed in Schedule II of the Act

Useful life considered for calculation of depreciation for machinery spares varies from 2 to 10 years.

Lease hold PPE are amortised over the period of lease or useful life, whichever is lower. Leasehold land (under Finance Lease) is amortised over the period of lease.

Gains and losses on disposals are determined by comparing net disposal proceeds with carrying amount. These are included in the Statement of Profit and Loss.

(c) Intangible Assets and Amortisation

Intangible assets that are acquired by the Company, which have finite useful lives are measured at cost less amortisation and impairment, if any. Historical cost includes expenditure that is directly attributable to the acquisition of the items. Cost includes its purchase price including non-refundable taxes and duties, directly attributable costs of bringing the asset to its present location and condition.

Intangible assets are amortised on straight line basis over the estimated useful life.

Useful life considered for amortisation of intangible assets being computer Software is 10 years.

Gains and losses on disposals are determined by comparing net disposal proceeds with carrying amount. These are included in the Statement of Profit and Loss.

(d) Leases

Where the Company is Lessee

A lease is classified at the inception date as a finance lease or an operating lease.

A lease that transfers substantially all the risks and rewards incidental to ownership to the Company is classified as a finance lease. Finance leases are capitalised at the commencement of the lease at the inception date at fair value of the leased property or, if lower, at the present value of the minimum lease payments. Lease payments are apportioned between finance charges and reduction of the lease liability so as to achieve a constant rate of interest on the remaining balance of the liability. Finance charges are recognised in finance costs in the Statement of Profit and Loss, unless they are directly attributable to qualifying assets, in which case they are capitalised in accordance with Company's general policy on the borrowing cost.

All other leases are classified as operating leases. Operating lease payments are recognised as an expense in the Statement of Profit and Loss on straight line basis over the lease term, unless the payments are structured to increase in line with the expected general inflation to compensate for the lessor in expected inflationary cost increase.

Where the Company is Lessor

Leases are classified as finance leases when substantially all of the risks and rewards of ownership transfer from the Company to the lessee. Amounts due from lessees under finance leases are recorded as receivables at the Company's net investment in the leases. Finance lease income is allocated to accounting periods so as to reflect a constant periodic rate of return on the net investment outstanding in respect of the lease.

Leases in which the Company does not transfer substantially all the risks and rewards of ownership of an asset are classified as operating leases. Rental income from operating lease is recognised on a straight line basis over the term of the relevant lease.

(e) Borrowing Cost

Borrowing costs are interest and other costs that the Company incurs in connection with the borrowing of funds and is measured with reference to the effective interest rate applicable to the respective borrowing.

General and specific borrowing costs that are directly attributable to the acquisition, construction or production of a qualifying asset are capitalised during the period of time that is required to complete and prepare the asset for its intended use. Qualifying assets are assets that necessarily take a substantial period of time to get ready for their intended use. Other borrowing costs are expensed in the period in which they are incurred.

(f) Government Grants

Grants from the government are recognised at their fair value where there is reasonable assurance that the grant will be received and the Company will comply with all attached conditions.

Government grants relating to the purchase of PPE are included in non-financial liabilities as deferred income and are credited to the Statement of Profit and Loss on straight line basis over the expected lives of related assets and presented within other income.

Government grants relating to an expense item are recognised in the Statement of Profit and Loss by way of a deduction to the related expense on a systematic basis over the periods that the related costs, for which it is intended to compensate, are expensed.

(g) Financial instruments

(i) Financial Assets

Initial Recognition and Measurement

All financial assets are recognised initially at fair value plus, in the case of financial assets not recorded at fair value through profit or loss, transaction costs that are attributable to the acquisition of the financial asset.

Subsequent Measurement

The Company classifies financial assets as subsequently measured at amortised cost, fair value through other comprehensive income (FVTOCI) or fair value through profit or loss (FVTPL) on the basis of its business model for managing the financial assets and the contractual cash flow characteristics of the financial asset, as per Ind AS 109.

a. Subsequent Measurement - Equity Instruments

All equity investments other than investments in subsidiaries, joint ventures and associates are measured at fair value. Equity investments which are held for trading are classified as FVTPL. For all other equity investments, the Company decides to classify the same either at FVTOCI or FVTPL. The Company makes such election on an instrument by instrument basis. The classification is made on initial recognition and is irrevocable.

Investment in equity instruments of subsidiaries, joint ventures and associates are measured at cost.

b. Subsequent Measurement - Debt Instruments

A financial asset being debt instrument that meets the following 2 conditions is measured at amortised cost (net off any write down for impairment) unless the asset is designated at fair value through profit or loss under the fair value option.

Business Model Test: the objective of the Company's model is to hold the financial asset to collect the contractual cash flows (rather than to sell the instrument prior to its contractual maturity to realise its fair value changes).

Cash Flow Characteristics Test: The contractual terms of the financial asset give rise on specified dates to cash flows that are solely payment of principal and interest on the principal amount outstanding.

Notes to Standalone Financial Statements for the year ended 31st March, 2018

A financial asset that meets the following 2 conditions is measured at fair value through other comprehensive income unless the asset is designated at fair value through profit or loss under the fair value option.

Business Model Test: the financial asset is held within a business model whose objective is achieved both by collecting contractual cash flows and selling the financial assets.

Cash Flow Characteristics Test: The contractual terms of the financial asset give rise on specified dates to cash flows that are solely payment of principal and interest on the principal amount outstanding.

Even if an instrument meets the two requirements to be measured at amortised cost or fair value through other comprehensive income, a financial asset is measured at fair value through profit or loss if doing so eliminates or significantly reduces a measurement or recognition inconsistency (sometimes referred to as an 'accounting mismatch') that would otherwise arise from measuring assets or liabilities or recognising the gains or losses on them on different basis.

All other debt instruments are measured at fair value through profit or loss.

Derecognition of Financial Assets

The Company de-recognises a financial asset only when the contractual rights to the cash flows from the asset expire, or it transfers the financial asset and substantially all risks and rewards of ownership of the asset, to another entity.

Impairment of Financial Assets

Loss allowance for expected credit losses is recognised for financial assets measured at amortised cost and FVTOCI.

For financial assets other than trade receivables, whose credit risk has not significantly increased since initial recognition, loss allowance equal to twelve months expected credit losses is recognised. Loss allowance equal to the lifetime expected credit losses is recognised if the credit risk on the financial instruments has significantly increased since initial recognition.

The Company follows 'simplified approach' for recognition of impairment loss allowance on trade receivables, considering historical trend, industry practices and the business environment in which the Company operates or any other appropriate basis.

The impairment losses and reversals are recognised in Statement of Profit and Loss.

(ii) Equity and Financial Liabilities

Debt and equity instruments issued by an entity are classified as either financial liabilities or as equity in accordance with the substance of the contractual arrangements and the definitions of a financial liability and an equity instrument.

a. Equity Instruments

An equity instrument is any contract that evidences a residual interest in the assets of an entity after deducting all of its liabilities. Equity instruments issued by the Company are recognised at the proceeds received, net of direct issue costs.

b. Financial Liabilities

Initial Recognition and Measurement

Financial liabilities are initially recognised at fair value plus any transaction costs that are attributable to the acquisition of the financial liabilities, except for the financial liabilities at FVTPL which are initially measured at fair value.

Subsequent Measurement

The financial liabilities are classified for subsequent measurement either at amortised cost or at fair value through Profit and Loss (FVTPL).

Amortised cost for financial liabilities represents amount at which financial liability is measured at initial recognition minus the principal repayments, plus or minus the cumulative amortisation using the effective interest method of any difference between that initial amount and the maturity amount.

Derecognition of Financial Liabilities

A financial liability is removed from the Balance Sheet when the obligation is discharged, or is cancelled, or expires. When an existing financial liability is replaced by another from the same lender on substantially different terms, or the terms of an existing liability are substantially modified, such an exchange or modification is treated as the derecognition of the original liability and the recognition of a new liability. The difference in the respective carrying amounts is recognised in the Statement of Profit and Loss.

Derivative Financial Instruments

Derivative financial instruments such as forward contracts are taken by the Company to hedge its foreign currency risks, are initially recognised at fair value on the date a derivative contract is entered into and are subsequently re-measured at their fair value with changes in fair value recognised in the Statement of Profit and Loss in the period when they arise (other than in case of hedge accounting).

Offsetting of Financial Instruments

Financial assets and financial liabilities are offset and the net amount is reported in the Balance Sheet if there is a currently enforceable legal right to offset the recognised amounts and there is an intention to settle on a net basis, or to realize the assets and settle the liabilities simultaneously.

(h) Fair Value Measurement

Fair value is the price that would be received to sell an asset or paid to transfer a liability in an orderly transaction between market participants at the measurement date.

The fair value measurement is based on the presumption that the transaction to sell the asset or transfer the liability takes place either:

- In the principal market for the asset or liability, or
- In the absence of a principal market, in the most advantageous market for the asset or liability.

All assets and liabilities for which fair value is measured or disclosed in the financial statements are categorised within the fair value hierarchy, described as follows, based on the lowest level input that is significant to the fair value measurement as a whole:

- Level 1 — Quoted prices in active markets for identical assets or liabilities
- Level 2 — Inputs other than quoted prices included in Level 1 that are observable for the asset or liability, either directly (i.e. as prices) or indirectly (i.e. derived from prices)
- Level 3 — Inputs for the asset or liability that are not based on observable market data.

(i) Inventories

Inventories are stated at the lower of cost and net realisable value. Costs comprise direct materials and, where applicable, direct labour costs and those overheads that have been incurred in bringing the inventories to their present location and condition. Net realisable value represents the estimated selling price for inventories less all estimated costs of completion and costs necessary to make the sale. The cost formula used for determination of cost is 'Weighted Average Cost'.

Machinery spares, stand-by equipment and servicing equipment are recognised as inventory when the useful life is less than one year and the same are charged to the Statement of Profit and Loss as and when issued for consumption.

(j) Income Tax

The income tax expense or credit for the period is the tax payable on the current period's taxable income based on the applicable income tax rate adjusted by changes in deferred tax assets and liabilities attributable to temporary differences and to unused tax losses.

The Company's liability for current tax is calculated using the Indian tax rates and laws that have been enacted by the reporting date. The Company periodically evaluates positions taken in the tax returns with respect to situations in which applicable tax regulations are subject to interpretations and provisions where appropriate.

Deferred income tax is provided in full, using the liability method on temporary differences arising between the tax bases of assets and liabilities and their carrying amount in the financial statements. Deferred income tax is determined

Notes to Standalone Financial Statements for the year ended 31st March, 2018

using tax rates (and laws) that have been enacted or substantially enacted by the end of the reporting period and are expected to apply when the related deferred income tax assets is realised or the deferred income tax liability is settled.

Deferred tax assets are recognised for all deductible temporary differences and unused tax losses, only if, it is probable that future taxable amounts will be available to utilise those temporary differences and losses.

Deferred tax assets and liabilities are offset when there is a legally enforceable right to offset current tax assets and current tax liabilities and when the deferred tax balances relate to the same taxation authority. Current tax assets and tax liabilities are offset where the Company has a legally enforceable right to offset and intends either to settle on a net basis, or to realize the asset and settle the liability simultaneously.

Current and deferred tax is recognised in the Statement of Profit and Loss, except to the extent that it relates to items recognised in other comprehensive income or directly in equity. In this case, the tax is also recognised in other comprehensive income or directly in equity, respectively.

Minimum Alternate Tax (MAT) credit is recognised as deferred tax asset only when and to the extent there is convincing evidence that the Company will pay normal income tax during the specified period. Such asset is reviewed at each Balance Sheet date and the carrying amount of the MAT credit asset is written down to the extent there is no longer a convincing evidence to the effect that the Company will pay normal income tax during the specified period.

(k) Provisions and Contingencies

Provisions

A provision is recognised when the Company has a present obligation (legal or constructive) as a result of past event, it is probable that an outflow of resources embodying economic benefits will be required to settle the obligation and a reliable estimate can be made of the amount of the obligation. These estimates are reviewed at each reporting date and adjusted to reflect the current best estimates.

If the effect of the time value of money is material, provisions are discounted using a current pre-tax rate that reflects, when appropriate, the risks specific to the liability. When discounting is used, the increase in the provision due to the passage of time is recognised as a finance cost.

Contingent Liabilities and Contingent Assets

A contingent liability is a possible obligation that arises from past events whose existence will be confirmed by the occurrence or non-occurrence of one or more uncertain future events beyond the control of the Company or a present obligation that is not recognised because it is not probable that an outflow of resources will be required to settle the obligation. A contingent liability also arises in extremely rare cases, where there is a liability that cannot be recognised because it cannot be measured reliably. The Company does not recognize a contingent liability but discloses its existence in the financial statements unless the probability of outflow of resources is remote.

Contingent assets are not recognised in the financial statements. If the inflow of economic benefits is probable, then it is disclosed in the financial statements.

Provisions, contingent liabilities, contingent assets and commitments are reviewed at each Balance Sheet date.

(l) Employee Benefits

(i) Short-term Obligations

Liabilities for wages and salaries, including non-monetary benefits that are expected to be settled wholly within 12 months after the end of the period in which the employees render the related service are recognised in respect of employees' services up to the end of the reporting period and are measured at the amounts expected to be paid when the liabilities are settled.

(ii) Post-employment Obligations

The Company operates the following post-employment schemes:

- (a) Defined benefit plan (Gratuity), and
- (b) Defined contribution plans such as superannuation scheme, provident fund.

Defined Benefit Plan

The liability or asset recognised in the Balance Sheet in respect of defined benefit gratuity plan is the present value of the defined benefit obligation at the end of the reporting period. The defined benefit obligation is calculated annually on the basis of actuarial valuation using the Projected Unit Credit method.

The present value of the defined benefit obligation is determined by discounting the estimated future cash outflows by reference to market yields at the end of the reporting period on government bonds that have terms approximating to the terms of the related obligation.

The interest cost is calculated by applying the discount rate to the balance of the defined benefit obligation. This cost is included in employee benefits expense in the Statement of Profit and Loss.

Remeasurement gains and losses arising from experience adjustments and changes in actuarial assumptions are recognised in the period in which they occur, directly in other comprehensive income.

Defined Contribution Plans

Defined Contribution Plans such as superannuation scheme, provident fund are charged to the Statement of Profit and Loss as an expense, when an employee renders the related services.

(iii) Other Long-term Employee Benefits

The liabilities for compensated absences that are not expected to be settled wholly within 12 months are measured as the present value of expected future payments to be made in respect of services provided by employees up to the end of the reporting period using the Projected Unit Credit method. Remeasurements as a result of experience adjustments and changes in actuarial assumptions are recognised in the Statement of Profit and Loss.

The obligations are presented as current liabilities in the Balance Sheet if the entity does not have any unconditional right to defer settlement for at least 12 months after the end of the reporting period, regardless of when the actual settlement is expected to occur.

(m) Segment Reporting

Operating segments are reported in a manner consistent with the internal reporting provided to the Chief Operating Decision Maker (CODM). The CODM monitors the operating results of its business segments separately for the purpose of making decision about the resources allocation and performance assessment. The operating segments have been identified on the basis of the nature of products/ services.

The Board of Directors of the Company has appointed the Managing Director as the Chief Operating Decision Maker (CODM) who is assessing the financial performance and position of the Company, and makes strategic decisions.

(n) Cash and Cash Equivalents

For the purpose of presentation in the Statement of Cash Flows as well as the Balance Sheet, cash and cash equivalents include cash on hand, demand deposits with banks, other short-term highly liquid investments with original maturities of three months or less that are readily convertible to known amounts of cash and which are subject to an insignificant risk of changes in value.

(o) Earnings per Share (EPS)

Basic earnings per share are computed by dividing the profit / (loss) after tax by the weighted average number of equity shares outstanding during the year. The weighted average number of equity shares outstanding during the year is adjusted for the events for bonus issue, bonus element in a rights issue to existing shareholders, share split and reverse share split (consolidation of shares).

Diluted earnings per share is computed by dividing the profit / (loss) after tax as adjusted for dividend, interest and other charges to expense or income (net off any attributable taxes) relating to the dilutive potential equity shares, by the weighted average number of equity shares considered for deriving basic earnings per share and the weighted average number of equity shares which could have been issued on conversion of all dilutive potential equity shares.

Notes to Standalone Financial Statements for the year ended 31st March, 2018

(p) Non-current Assets Held for Sale

The Company classifies non-current assets as held sale if their carrying amounts will be recovered principally through a sale rather than through continuing use. Such non-current assets classified as held for sale are measured at the lower of their carrying amount and fair value less costs to sell. Any expected loss is recognised immediately in the Statement of Profit and Loss.

The criteria for held for sale classification are regarded as met only when the sale is highly probable i.e. an active program to locate a buyer to complete the plan has been initiated and the asset is available for immediate sale in its present condition and the assets must have been actively marketed for sale at a price that is reasonable in relation to its current fair value. Actions required to complete the sale should indicate that it is unlikely that significant changes to that plan to sale these assets will be made. Management must be committed to the sale, which should be expected to qualify for recognition as a completed sale within one year from the date of classification.

PPE and intangible assets once classified as held for sale are not depreciated or amortised. Assets and liabilities classified as held for sale are presented separately as current items in the Balance Sheet.

(q) Dividend Distribution to Equity Shareholders

Dividend distributed to Equity shareholders is recognised as distribution to owners of capital in the Statement of Changes in Equity, in the period in which it is paid. Dividend proposed by the Board of Directors, subject to the approval of shareholders, is disclosed in the notes to financial statements.

(r) Foreign Currency Transactions

Transactions in foreign currencies are recognised at the prevailing exchange rates on the transaction dates. Realised gains and losses on settlement of foreign currency transactions are recognised in the Statement of Profit and Loss.

Monetary foreign currency assets and liabilities at the year-end are translated at the year-end exchange rates and the resultant exchange differences are recognised in the Statement of Profit and Loss.

(s) Revenue Recognition

Revenue is recognised to the extent that it is probable that the economic benefits will flow to the Company and the revenue can be reliably measured, regardless of when the payment is being made. Revenue is measured at the fair value of the consideration received or receivable net of discounts, returns and rebates taking into account contractually defined terms and excluding taxes or duties collected on behalf of the government.

Sale of Products

Sales are recognised when substantial risk and rewards of ownership are transferred to customer as per the terms of contract. No revenue is recognised if there are significant uncertainties regarding recovery of the amount due, associated costs or the possible return of goods.

Duty Drawback Scheme

Export benefits under Duty Drawback Scheme is estimated and accounted in the year of export.

Interest Income

Interest income is accrued on a time proportion basis, by reference to the principal outstanding and the applicable effective interest rate.

Dividend Income

Dividend income from investments is recognised when the shareholder's rights to receive payment have been established.

Income from Services

Income from services is recognised (net of taxes as applicable) as they are rendered, based on agreement/arrangement with the concerned customers.

(t) Significant Accounting Estimates, Judgements and Assumptions:

The preparation of the Company's financial statements in conformity with Ind AS requires Management to make judgements, estimates and assumptions that affect the reported amounts of revenues, expenses, assets and liabilities

and the accompanying disclosures, and the disclosure of contingent liabilities. Uncertainty about these assumptions and estimates could result in outcomes that require a material adjustment to the carrying amount of assets or liabilities affected in future periods. The estimates and associated assumptions are based on historical experience and various other factors that are believed to be reasonable under the circumstances existing when the financial statements were prepared. The estimates and underlying assumptions are reviewed on an ongoing basis. Revision to accounting estimates is recognised in the year in which the estimates are revised and in any future year affected.

In the process of applying the Company's accounting policies, Management has made the following judgements which have significant effect on the amounts recognised in the financial statements:

- i. **Useful Lives of Property, Plant and Equipment:** Determination of the estimated useful life of tangible assets and the assessment as to which components of the cost may be capitalised. Useful life of tangible assets is based on the life specified in Schedule II of the Act and also as per Management estimate for certain category of assets. Assumption also needs to be made, when the Company assesses, whether an asset may be capitalised and which components of the cost of the assets may be capitalised.
- ii. **Fair Value Measurement of Financial Instruments:** When the fair values of financial assets and financial liabilities recorded in the Balance Sheet cannot be measured based on quoted prices in active markets, their fair value is measured using appropriate valuation techniques. The inputs for these valuations are taken from observable sources where possible, but where this is not feasible, a degree of judgement is required in establishing fair values. Judgements include considerations of various inputs including liquidity risk, credit risk, volatility etc. Changes in assumptions/ judgements about these factors could affect the reported fair value of financial instruments.
- iii. **Measurement of Defined Benefit Plan:** The cost of the defined benefit gratuity plan and other post-employment benefits and the present value of the gratuity obligation are determined using actuarial valuations. An actuarial valuation involves making various assumptions that may differ from actual developments in the future. These include the determination of the discount rate, future salary increases and mortality rates. Due to the complexities involved in the valuation and its long term nature, a defined benefit obligation is highly sensitive to changes in these assumptions. All assumptions are reviewed at each reporting date.
- iv. **Impairment of Financial Assets:** Trade receivables are stated at their normal value as reduced by appropriate allowances for estimated irrecoverable amounts. Individual trade receivables are written off when Management deems them not collectable. Impairment is made on the expected credit loss model, which is the present value of the cash shortfall over the expected life of the financial assets. The impairment provisions for financial assets are based on assumption about the risk of default and expected loss rates. Judgement in making these assumptions and selecting the inputs to the impairment calculation are based on past history, existing market condition as well as forward looking estimates at the end of each reporting period.
- v. **Impairment of Non-financial Assets:** The Company assesses at each reporting date whether there is an indication that an asset may be impaired. If any indication exists, the Company estimates the asset's recoverable amount. An asset's recoverable amount is the higher of an asset's or Cash Generating Units (CGU's) fair value less costs of disposal and its value in use. It is determined for an individual asset, unless the asset does not generate cash inflows that are largely independent of those from other assets or groups of assets. Where the carrying amount of an asset or CGU exceeds its recoverable amount, the asset is considered as impaired and is written down to its recoverable amount.

In assessing value in use, the estimated future cash flows are discounted to their present value using pre-tax discount rate that reflects current market assessments of the time value of money and the risks specific to the asset. In determining fair value less costs of disposal, recent market transactions are taken into account, if no such transactions can be identified, an appropriate valuation model is used.

- vi. **Contingencies:** Management judgement is required for estimating the possible outflow of resources, if any, in respect of contingencies/ claim/ litigation against the Company as it is not possible to predict the outcome of pending matters with accuracy.

(u) Recent Accounting Developments

On 28th March, 2018, the Ministry of Corporate Affairs (MCA) issued the Companies (Indian Accounting Standards) (Amendments) Rules, 2018, notifying amendments to Ind AS 21, 'The Effects of Changes in Foreign Exchange Rates'

Notes to Standalone Financial Statements for the year ended 31st March, 2018

and the new standard Ind AS 115, 'Revenue from Contract with Customers'. These amendments are applicable to the Company from 1st April, 2018.

Amendment to Ind AS 21:

On 28th March, 2018, MCA has notified the Companies (Indian Accounting Standards) Amendment Rules, 2018 containing 'Appendix B to Ind AS 21: Foreign currency transactions and advance consideration' which clarifies the date of the transaction for the purpose of determining the exchange rate to use on initial recognition of the related asset, expense or income, when an entity has received or paid advance consideration in a foreign currency. This amendment will come into force from 1st April, 2018.

Standard issued but not yet effective (Ind AS 115):

On 28th March, 2018, the MCA notified the Ind AS 115, Revenue from Contracts with Customers. The core principle of the new standard is that an entity should recognize revenue to depict the transfer of promised goods or services to customers in an amount that reflects the consideration to which the entity expects to be entitled in exchange for those goods or services. Further the new standard requires enhanced disclosures about the nature, amount, timing and uncertainty of revenue and cash flows arising from the entity's contracts with customers.

The effective date for adoption of Ind AS 115 is financial periods beginning on or after 1st April, 2018.

The Company will adopt this standard using the cumulative catch up transition method effective April 1, 2018 and accordingly, the comparative for year ended March 31, 2018 will not be retrospectively adjusted.

The Company is in process of evaluating the impact due to above changes in accounting principles. However, based on preliminary assessment, there will not be any material impact on the financial position and performance of the Company.

Note 2 : Property, Plant and Equipment (PPE) and Intangible Assets

Particulars	Gross Block				Accumulated Depreciation and Amortisation		Net Block	
	Balance as on 01/04/2017	Additions	Deletion / Adjustments	Balance as on 31/03/2018	Balance as on 01/04/2017	Deletion / Adjustments	Balance as on 31/03/2018	Balance as on 31/03/2018
<u>Property, Plant and Equipment *</u>								
Land - Leasehold	7,096.50	62.60	-	7,159.10	114.40	-	210.48	6,948.62
Buildings	13,247.33	256.09	-	13,503.42	464.57	-	1,012.66	12,490.76
Plant and Machinery	32,149.89	630.50	3.64	32,776.75	1,239.57	0.54	2,778.64	29,998.11
Computer	15.17	1.49	-	16.66	5.87	-	10.86	5.80
Furniture, Fixture and Office Equipments	173.36	6.40	-	179.76	31.39	-	56.95	122.81
Motor Vehicles	242.25	-	0.34	241.91	34.36	0.08	68.31	173.60
<u>Total - Property, Plant and Equipment</u>	<u>52,924.50</u>	<u>957.08</u>	<u>3.98</u>	<u>53,877.60</u>	<u>1,890.16</u>	<u>0.62</u>	<u>4,137.90</u>	<u>49,739.70</u>
<u>Intangible Assets</u>								
Computer Software	216.71	29.11	-	245.82	32.43	-	68.06	177.76
<u>Total - Intangible Assets</u>	<u>216.71</u>	<u>29.11</u>	<u>-</u>	<u>245.82</u>	<u>32.43</u>	<u>-</u>	<u>68.06</u>	<u>177.76</u>
<u>Grand Total</u>	<u>53,141.21</u>	<u>986.19</u>	<u>3.98</u>	<u>54,123.42</u>	<u>1,922.59</u>	<u>0.62</u>	<u>4,205.96</u>	<u>49,917.46</u>

* Charged against borrowings of the Company (Refer Note no. 16 and 20)

Note 2 : Property, Plant and Equipment (PPE) and Intangible Assets (Year ended 31st March, 2017)

Particulars	Gross Block				Accumulated Depreciation and Amortisation		Net Block	
	Balance as on 01/04/2016	Additions	Deletion / Adjustments	Balance as on 31/03/2017	Balance as on 01/04/2016	Deletion / Adjustments	Balance as on 31/03/2017	Balance as on 31/03/2017
<u>Property, Plant and Equipment *</u>								
Land - Leasehold	6,862.59	233.91	-	7,096.50	-	-	114.40	6,982.10
Buildings	7,836.15	5,411.18	-	13,247.33	-	-	464.57	12,782.76
Plant and Machinery	15,326.29	16,829.23	5.63	32,149.89	-	0.14	1,239.71	30,910.32
Computer	11.08	4.09	-	15.17	-	-	5.87	9.30
Furniture, Fixture and Office Equipments	26.66	146.70	-	173.36	-	-	31.39	141.97
Motor Vehicles	242.25	-	-	242.25	-	-	34.36	207.89
<u>Total - Property, Plant and Equipment</u>	<u>30,305.02</u>	<u>22,625.11</u>	<u>5.63</u>	<u>52,924.50</u>	<u>-</u>	<u>0.14</u>	<u>1,890.16</u>	<u>51,034.34</u>
<u>Intangible Assets</u>								
Computer Software	180.09	36.62	-	216.71	-	-	32.43	184.28
<u>Total - Intangible Assets</u>	<u>180.09</u>	<u>36.62</u>	<u>-</u>	<u>216.71</u>	<u>-</u>	<u>-</u>	<u>32.43</u>	<u>184.28</u>
<u>Grand Total</u>	<u>30,485.11</u>	<u>22,661.73</u>	<u>5.63</u>	<u>53,141.21</u>	<u>-</u>	<u>0.14</u>	<u>1,922.59</u>	<u>51,218.62</u>

* Charged against borrowings of the Company (Refer Note no. 16 and 20)

The Company has elected to use the exemption available under Ind AS 101 to continue the carrying value of all of its PPE as recognised in the financial statements as at the date of transition to Ind AS, measured as per Previous GAAP and treat the same as its deemed cost as at the date of transition to Ind AS.

Particulars	Gross Block at Deemed Cost as at 1st April, 2016								₹ in lakhs
	Property, Plant and Equipment					Intangible Assets			
	Land - Leasehold	Buildings	Plant and Machinery	Computer	Furniture, Fixture and Office Equipments	Motor Vehicles	Total Property, Plant and Equipment	Computer Software	
Balance as at 31st March, 2016 as per Previous GAAP*	6,862.59	7,867.80	14,362.27	11.08	26.66	242.25	29,372.65	180.09	180.09
Ind AS Adjustments (Refer Note no. 34)	-	(31.65)	964.02	-	-	-	932.37	-	-
Balance as of 1st April, 2016 as per Ind AS	6,862.59	7,836.15	15,326.29	11.08	26.66	242.25	30,305.02	180.09	180.09

* The previous GAAP figures have been reclassified to confirm to Ind AS presentation requirements for the purpose of this note.

Notes to Standalone Financial Statements for the year ended 31st March, 2018

	31.03.2018 ₹ in lakhs	31.03.2017 ₹ in lakhs	01.04.2016 ₹ in lakhs
Note 3 : Investments in Joint Ventures			
Investments in Equity Instruments (Unquoted - at Cost)			
Morarjee Castiglioni (India) Pvt.Ltd. 10,00,000 (10,00,000 as at 31st March, 2017, 10,00,000 as at 1st April, 2016)	64.10	64.10	64.10
Equity Shares of ₹10 each fully paid-up			
Just Textiles Ltd. 7,95,560 (7,95,560 as at 31st March, 2017, 7,95,560 as at 1st April, 2016)	429.86	429.86	429.86
Equity Shares of ₹100 each fully paid-up			
	<u>493.96</u>	<u>493.96</u>	<u>493.96</u>
Aggregate Amount of Quoted Investments	-	-	-
Aggregate Amount of Unquoted Investments	493.96	493.96	493.96
Aggregate Amount of Impairment in Value of Investments	-	-	-
i) The Company had classified the investment as current under the Previous GAAP, on account of intention to sell. However, the said investment has been reclassified to non-current, as it does not meet the criteria laid down under Ind AS 105 "Non-current Assets Held for Sale", for classification as 'Held for Sale'.			
ii) The Company has elected to treat fair value at the date of transition to Ind AS as deemed cost of the investment and the said deemed cost will be carrying value for subsequent measurement less impairment if any.			
	31.03.2018 ₹ in lakhs	31.03.2017 ₹ in lakhs	01.04.2016 ₹ in lakhs
Note 4 : Non-current Financial Assets - Investments			
a) Investments in Equity Instruments (Unquoted - At Fair value through Other Comprehensive income)			
Saraswat Bank 2,500 (2,500 as at 31st March, 2017, 2,500 as at 1st April, 2016)	0.25	0.25	0.25
Equity Shares of ₹10 each fully paid-up			
b) Investment in Government Securities (Unquoted - at amortised cost)	0.64	0.64	0.64
	<u>0.89</u>	<u>0.89</u>	<u>0.89</u>
Aggregate Amount of Quoted Investments	-	-	-
Aggregate Amount of Unquoted Investments	0.89	0.89	0.89
Aggregate Amount of Impairment in Value of Investments	-	-	-
Note 5 : Loans (Unsecured, considered good)			
Security Deposits	130.86	120.72	110.26
	<u>130.86</u>	<u>120.72</u>	<u>110.26</u>
Note 6 : Other Non-current Assets			
Capital Advances	-	52.12	1,852.69
Deposits with Government Authorities	68.74	117.31	126.81
	<u>68.74</u>	<u>169.43</u>	<u>1,979.50</u>
Note 7 : Non-current Tax Assets			
Advance Tax	42.61	42.65	42.21
	<u>42.61</u>	<u>42.65</u>	<u>42.21</u>
Note 8 : Inventories			
Raw materials	829.88	1,188.60	1,453.88
Work-In- Progress	5,253.66	4,277.36	3,534.37
Finished Goods *	3,965.80	4,179.77	3,177.41
Consumable, Stores, spares. etc	350.03	296.44	440.00
	<u>10,399.37</u>	<u>9,942.17</u>	<u>8,605.66</u>
*[Includes Stock-in-Transit of ₹ 1,548.36 lakhs (₹ 2,026.90 lakhs as at 31st March, 2017, ₹ 1,306.36 lakhs as at 1st April, 2016)]			
Note 9 : Trade Receivables (Unsecured, unless stated otherwise) (For dues from related parties refer Note no. 48)			
Considered Good	5,365.37	6,050.09	6,985.44
Considered Doubtful	397.00	307.00	76.00
Provision for Doubtful Debts	(397.00)	(307.00)	(76.00)
	<u>5,365.37</u>	<u>6,050.09</u>	<u>6,985.44</u>
Note 10 : Cash and Cash Equivalents			
Cash in hand	6.07	5.33	19.73
Balances with Banks in Current Accounts	219.15	52.00	32.17
	<u>225.22</u>	<u>57.33</u>	<u>51.90</u>

	31.03.2018 ₹ in lakhs	31.03.2017 ₹ in lakhs	01.04.2016 ₹ in lakhs
Note 11 : Bank Balances other than Cash & Cash Equivalents			
Balances in Dividend Accounts	20.89	17.54	14.09
Balances with Banks in Fixed Deposits (includes Margin Money with Bank)	313.66	62.05	759.04
	<u>334.55</u>	<u>79.59</u>	<u>773.13</u>
Note 12 : Loans (Unsecured, considered good)			
Earnest Money Deposit	1.80	4.00	8.30
Recovery of Excess Remuneration Paid to Directors (Refer Note no. 48)	-	-	8.84
Other Recoverables	29.95	9.13	31.27
	<u>31.75</u>	<u>13.13</u>	<u>48.41</u>
Note 13 : Other Current Assets			
Government Grant Receivable:			
- Capital Subsidy	1,673.45	1,673.45	1,118.80
- Interest Subsidy	1,626.93	1,101.00	215.23
Balances with Government Authorities	2,393.91	2,001.73	751.64
Other Advances	596.95	546.83	403.55
	<u>6,291.24</u>	<u>5,323.01</u>	<u>2,489.22</u>
Note 14 : Equity Share Capital			
Authorised:			
4,50,00,000 (4,50,00,000 as at 31st March, 2017, 4,50,00,000 as at 1st April, 2016)	3,150.00	3,150.00	3,150.00
Equity Shares of ₹ 7/- each	<u>3,150.00</u>	<u>3,150.00</u>	<u>3,150.00</u>
Issued, Subscribed and Paid- up:			
3,63,32,349 (3,63,32,349 as at 31st March, 2017, 3,63,32,349 as at 1st April, 2016)	2,543.26	2,543.26	2,543.26
Equity Shares of ₹ 7/- each fully paid-up	<u>2,543.26</u>	<u>2,543.26</u>	<u>2,543.26</u>
A) The reconciliation of the number and value of equity shares		No. of Shares	₹ in lakhs
Balance as at 1st April, 2016		3,63,32,349	2,543.26
Movement during the year		-	-
Balance as at 31st March, 2017		3,63,32,349	2,543.26
Movement during the year		-	-
Balance as at 31st March, 2018		3,63,32,349	2,543.26
B) Shareholders holding more than 5% of equity shares of the Company			
Ashok Piramal Group Textile Trust through its trustee, Ms. Urvi A. Piramal			
Number of Shares	2,15,90,112	2,15,90,112	21,590,112
% of holding	<u>59.42</u>	<u>59.42</u>	<u>59.42</u>
C) Terms / rights attached to Equity Shares			
Each equity share of Company has a par value of ₹ 7/- as at 31st March, 2018 (₹7/- as at 31st March, 2017, ₹ 7/- as at 1st April, 2016). Each holder of equity share is entitled to one vote per share. All shares rank pari passu with regard to dividend and repayment of capital. In the event of liquidation, the equity shareholders are eligible to receive the remaining assets of the Company after distribution of all preferential amounts, in proportion to their shareholding.			
	31.03.2018 ₹ in lakhs	31.03.2017 ₹ in lakhs	
Note 15 : Other Equity			
a) General Reserve			
Opening balance	5,627.91	5,627.91	
Movement during the year	-	-	
Closing balance (a)	<u>5,627.91</u>	<u>5,627.91</u>	
b) Retained Earnings			
Opening balance	3,156.38	2,603.67	
Profit for the year	40.49	1,179.74	
Other Comprehensive Income for the year	(18.88)	(14.83)	
(Remeasurement of Defined Benefit Obligation- Net of tax)			
Dividend and Distribution Tax thereon	<u>(612.20)</u>	<u>(612.20)</u>	
Closing balance (b)	<u>2,565.79</u>	<u>3,156.38</u>	
Total (a+ b)	<u>8,193.70</u>	<u>8,784.29</u>	

Notes to Standalone Financial Statements for the year ended 31st March, 2018

Nature and Purpose of Reserve:

a) General Reserve

General Reserve has been created on account of the Schemes of Amalgamation, Demerger and Capital Restructuring carried out in the past and transfer of net profit before declaring dividend, pursuant to the earlier provisions of the Companies Act, 1956. Such transfer of net profit to general reserve is not required under the Companies Act, 2013.

b) Retained Earnings

Retained earnings are the profits that the Company has earned till date, less any transfers to general reserve, dividends or other distributions paid to shareholders.

Note 16 : Non-current Financial Liabilities - Borrowings

Particulars	Non Current			Current		
	31.03.2018 ₹ in lakhs	31.03.2017 ₹ in lakhs	01.04.2016 ₹ in lakhs	31.03.2018 ₹ in lakhs	31.03.2017 ₹ in lakhs	01.04.2016 ₹ in lakhs
Secured						
Term Loan from Banks (Refer sub-note no. A)	12,226.25	23,024.77	20,607.42	3,543.75	5,091.06	675.98
Term Loan from Others (Refer sub-note no. B)	16.32	38.82	59.14	22.50	20.32	18.35
	12,242.57	23,063.59	20,666.56	3,566.25	5,111.38	694.33
Unsecured						
Term Loan from Bank (Refer sub-note no. C)	12,586.18	1,060.52	2,560.55	403.72	1,454.48	329.45
Term Loan from Others (Refer sub-note no. D)	9,085.61	4,231.09	667.34	85.37	-	-
	21,671.79	5,291.61	3,227.89	489.09	1,454.48	329.45
Preference Share Capital (Refer sub-note no. E)	2,441.61	2,409.73	2,380.48	-	-	-
	36,355.97	30,764.93	26,274.93	4,055.34	6,565.86	1,023.78

Sub-notes to above note no. 16

Sr. No.	Particulars	31.03.2018 ₹ in lakhs	31.03.2017 ₹ in lakhs	01.04.2016 ₹ in lakhs
A.	Term Loan from Banks (Secured)			
a)	Term Loan 1	-	6,832.84	7,105.49
	Nature of Security: 1st pari passu charge on the Company's movable and immovable tangible fixed assets on Plot no. G2, Butibori, Nagpur, excluding assets specifically charged to other lenders and 2nd pari passu charge on tangible fixed assets on Plot no. G1, Butibori, Nagpur, specifically charged to other lenders. Terms of Repayment: Repayable in: - 16 quarterly instalments as at 31st March, 2017 - 20 quarterly instalments as at 1st April, 2016 This term loan has been fully repaid during the year, before the scheduled maturity			
b)	Term Loan 2	-	2,867.51	2,946.20
	Nature of Security: 1st pari passu charge on the Company's movable and immovable tangible fixed assets on Plot no. G2, Butibori, Nagpur, excluding assets specifically charged to other lenders and 2nd pari passu charge on tangible fixed assets on Plot no. G1, Butibori, Nagpur, specifically charged to other lenders. Terms of Repayment: Repayable in: - 21 quarterly instalments as at 31st March, 2017 - 24 quarterly instalments as at 1st April, 2016 This term loan has been fully repaid during the year, before the scheduled maturity			
c)	Term Loan 3	15,721.08	18,341.06	10,749.10
	Nature of Security: 1st pari passu charge on all fixed assets of the Company on Plot no. G1 and assets on plot no. G2, Butibori, Nagpur financed from term loan and Mortgage charge over the land at Plot no. G1. 2nd pari passu charge on land, buildings and plant and machinery at Plot no. G2 and all current assets of the Company.			

Notes to Standalone Financial Statements for the year ended 31st March, 2018

Sr. No.	Particulars	31.03.2018 ₹ in lakhs	31.03.2017 ₹ in lakhs	01.04.2016 ₹ in lakhs
D.	Term Loan from Others (Unsecured)			
a)	Term Loan 1	2,945.73	-	-
	The Company is in the process of creating security for the above loan as per details given below: 1st pari passu charge on all fixed assets of the Company, both present and future and 2nd pari passu charge on all current assets of the Company, both present and future. Terms of Repayment: Repayable in 28 quarterly instalments as at 31st March, 2018, effective from 30th June, 2018			
b)	Term Loan 2 and 3	6,225.25	4,231.09	667.34
	Terms of Repayment: Repayable in: - 17 quarterly instalments as at 31st March, 2018 effective from 30th April, 2020 - 20 quarterly instalments as at 31st March, 2017 effective from 30th June, 2018 - 20 quarterly instalments as at 1st April, 2016 effective from 30th June, 2018 Current Maturities of above loans	(85.37)	-	-
	Subtotal [Term Loan from Others (Unsecured)]	9,085.61	4,231.09	667.34
E.	Details of Preference Shares			
	Authorised : 25,00,000 (25,00,000 as at 31st March, 2017, 25,00,000 as at 1st April, 2016) Redeemable Cumulative Non-convertible Preference Shares of ₹ 100/- each	2,500.00	2,500.00	2,500.00
		2,500.00	2,500.00	2,500.00
	Issued, Subscribed and Paid- up: 10,00,000 (10,00,000 as at 31st March, 2017, 10,00,000 as at 1st April, 2016) 5% Redeemable Cumulative Non-convertible Preference Shares of ₹100/- each	941.61	909.73	880.48
	15,00,000 (15,00,000 as at 31st March, 2017, 15,00,000 as at 1st April, 2016) 9% Redeemable Cumulative Non-convertible Preference Shares of ₹100/- each	1,500.00	1,500.00	1,500.00
		2,441.61	2,409.73	2,380.48
i)	The reconciliation of the number and value of preference shares		No. of Shares	₹ in lakhs
a)	5% Preference Shares			
	Balance as at 1st April, 2016		1,000,000	880.48
	Movement during the year (Unwinding based on Effective Interest Rate)		-	29.25
	Balance as at 31st March, 2017		1,000,000	909.73
	Movement during the year (Unwinding based on Effective Interest Rate)		-	31.88
	Balance as at 31st March, 2018		1,000,000	941.61
b)	9% Preference Shares			
	Balance as at 1st April, 2016		1,500,000	1,500.00
	Movement during the year		-	-
	Balance as at 31st March, 2017		1,500,000	1,500.00
	Movement during the year		-	-
	Balance as at 31st March, 2018		1,500,000	1,500.00
ii)	Shareholders holding more than 5% of Preference Shares of the Company Ashok Piramal Group Textile Trust through its trustee, Ms. Urvi A. Piramal			
	Number of Shares	2,500,000	2,500,000	2,500,000
	% of holding	100	100	100
iii)	Terms / rights attached to Preference Shares			
	5% Redeemable Cumulative Non-convertible Preference Shares of ₹100/- each, are redeemable anytime between 15th November, 2014 and 15th November, 2019 at the option of the Company.			
	9% Redeemable Cumulative Non-convertible Preference Shares of ₹100/- each, are redeemable anytime between 4th June, 2017 and 3rd December, 2020 after period of 18 months from the date of its renewal i.e. 3rd December, 2015, at the option of the Trust. The holders of Preference Shares shall not have any right to vote in any manner before the Company at any meeting, except on resolutions placed before the Company at any meeting, which directly affects their rights. The effective interest rate on the above is in the range from 9% to 14.15% per annum.			

Particulars	31.03.2018 ₹ in lakhs	31.03.2017 ₹ in lakhs	01.04.2016 ₹ in lakhs
Note 17 : Non-current Provisions			
Employees Benefits (Refer Note no. 35)	477.15	329.76	283.17
Note 18 : Deferred Tax Liability (Net)			
Deferred Tax Liability	7,178.34	7,014.92	4,285.92
Deferred Tax Asset	(6,918.16)	(6,663.17)	(3,400.17)
(Refer Note no. 36 for components of and movement in deferred tax)	260.18	351.75	885.75
Note 19 : Other Non-current Liabilities			
Deferred Income (Government Grant)	2,418.77	2,528.56	1,054.92
	2,418.77	2,528.56	1,054.92
Note 20 : Current Financial Liabilities - Borrowings (Repayable on demand)			
Secured			
Cash Credit / Packing Credit from Banks **	5,816.11	7,493.22	7,094.96
Unsecured			
Bodies Corporate	122.86	169.26	145.93
Short Term Working Capital Loan from Bank	2,500.00	1,500.00	-
Cash Credit / Packing Credit / Buyers' Credit from Banks	3,262.47	3,579.74	2,795.74
	11,701.44	12,742.22	10,036.63
** Secured by way of hypothecation of / 1st pari passu charge on Current Assets of the Company viz. raw materials, stock-in-process, finished goods, consumables, store and spares, book debts, both present and future and secured by 2nd pari passu charge on the Company's tangible fixed assets, both present and future.			
The effective interest rate on the above loans is in the range from 10.20% to 14.85 % per annum.			
Note 21 : Trade Payables			
Due to Micro and Small Enterprises (Refer Note no. 40)	74.90	56.67	51.03
Due to Others *	6,144.98	7,785.75	7,583.13
* Includes bills accepted ₹ 611.32 lakhs (₹ 416.72 lakhs as at 31st March, 2017, ₹ 225.16 lakhs as at 1st April, 2016)	6,219.88	7,842.42	7,634.16
Note 22 : Other Current Financial Liabilities			
Current Maturities of Non-current Borrowings (Refer Note no. 16)	4,055.34	6,565.86	1,023.78
Trade Deposits	73.37	68.47	54.07
Interest on Borrowings	403.41	456.00	364.63
Unclaimed Dividend	20.89	17.54	14.09
	4,553.01	7,107.87	1,456.57
Note 23 : Other Current Liabilities			
Advances from Customers	174.50	173.83	125.69
Deferred Income (Government Grants)	109.78	109.78	44.72
Statutory Liabilities	104.82	95.50	145.96
	389.10	379.11	316.37
Note 24 : Current Provisions			
Employees Benefits (Refer Note no. 35)	71.41	141.27	122.83
	71.41	141.27	122.83
Note 25 : Current Tax Liabilities (Net)			
Provision for Tax (Net of Advance Tax)	118.15	324.75	159.23
	118.15	324.75	159.23
Note 26 : Revenue from Operations		31.03.2018 ₹ in lakhs	31.03.2017 ₹ in lakhs
Revenue from Sale of Products		34,659.37	36,766.99
Other Operating Income		1,453.95	1,000.51
		36,113.32	37,767.50

Notes to Standalone Financial Statements for the year ended 31st March, 2018

Particulars	31.03.2018 ₹ in lakhs	31.03.2017 ₹ in lakhs
Note 27 : Other Income		
Gain on Foreign Exchange Fluctuation	311.72	333.83
Amortisation of Government Grant	109.78	88.87
Interest Income	45.54	51.98
Rent	0.24	0.24
Dividend on Non-current Investments	-	0.06
Sundry Balances Written back	129.81	-
Liquidated Damages	-	240.77
Profit on Sale of Property, Plant and Equipment	6.27	2.70
Miscellaneous Income	34.23	-
	<u>637.59</u>	<u>718.45</u>
Note 28 : Cost of Materials Consumed		
Opening Stock (Raw Materials)	1,188.60	1,453.88
Purchases	10,265.39	12,731.11
Closing Stock (Raw Materials)	829.88	1,188.60
	<u>10,624.11</u>	<u>12,996.39</u>
Note 29 : Changes in Inventories of Work-in-Progress and Finished Goods		
Opening Stock		
Work in Progress	4,277.36	3,534.37
Finished Goods	4,179.77	3,177.41
	<u>8,457.13</u>	<u>6,711.78</u>
Closing Stock		
Work in Progress	5,253.66	4,277.36
Finished Goods	3,965.80	4,179.77
	<u>9,219.46</u>	<u>8,457.13</u>
Excise Duty on (Increase) / Decrease of Finished Goods	244.44	(62.90)
Changes in inventories	<u>(1,006.77)</u>	<u>(1,682.45)</u>
Note 30 : Manufacturing Expenses		
Power and Fuel	4,237.03	4,729.55
Processing Charges	3,262.76	2,970.41
Dyes and Chemicals	3,253.61	3,645.58
Packing Expenses	467.67	471.01
Stores and Spares	958.35	900.62
Other Consumables	117.46	108.25
Repairs and Maintenance	242.15	308.50
Lease Rent - Machinery	343.16	343.16
Rates, Taxes and Water Charges	298.39	307.66
	<u>13,180.58</u>	<u>13,784.74</u>
Note 31 : Employee Benefits Expense		
Salaries and Wages	3,206.64	2,978.40
Contribution to Provident and Other Funds	202.81	192.37
Staff Welfare Expenses	113.23	112.05
	<u>3,522.68</u>	<u>3,282.82</u>
Note 32 : Administrative, Selling and Other Expenses		
Freight Outward	418.24	417.75
Legal and Professional Expenses	624.02	657.74
Rent	262.74	263.52
Travelling Expenses	202.11	268.11
Commission	353.46	377.64
Remuneration to Auditors (Refer Note no. 39)	20.88	21.38
CSR Expenditure / Donation (Refer Note no. 47)	100.00	60.03
Provision for Doubtful Debts	90.00	231.00
Directors' Sitting fees and Commission	17.11	40.04
Miscellaneous Expenses	819.34	798.74
	<u>2,907.90</u>	<u>3,135.95</u>
Note 33 : Finance Costs		
Interest (Refer Note no. 49)	4,532.26	3,458.65
Dividend on Redeemable Preference Shares	254.54	251.91
Other Borrowing Costs	352.29	239.12
	<u>5,139.09</u>	<u>3,949.68</u>

34 Transition to Ind AS

As stated in Note no. 1(a)(i), the Company's financial statements for the year ended 31st March, 2018 are the first annual financial statements prepared in compliance with Ind AS.

The adoption of Ind AS was carried out in accordance with Ind AS 101, using 1st April, 2016 as the transition date. Ind AS 101 requires that all Ind AS that are effective for the first Ind AS Financial Statements for the year ended 31st March, 2017, be applied consistently and retrospectively for all fiscal years presented.

All applicable Ind AS have been applied consistently and retrospectively wherever required. The resulting difference between the carrying amounts of the assets and liabilities in the financial statements under both Ind AS and Previous Generally Accepted Accounting Principles (the Previous GAAP) as of the transition date have been recognised directly in equity at the transition date.

In preparing these standalone financial statements, the Company has availed itself of certain exemptions and exceptions in accordance with Ind AS 101 as explained below:

a Mandatory Exceptions

i Estimates

An entity's estimates in accordance with Ind ASs at the date of transition to Ind AS shall be consistent with estimates made for the same date in accordance with the Previous GAAP (after adjustments to reflect any difference in accounting policies), unless there is objective evidence that those estimates were in error. Ind AS estimates as at 1st April, 2016 are consistent with the estimates as at the same date made in conformity with the Previous GAAP. The Company made estimates for following items in accordance with Ind AS at the transition date as the same was not required under the Previous GAAP:

1. Impairment of financial assets based on Expected Credit Loss (ECL) Model

ii Classification and Measurement of Financial Assets

As per Ind AS 101, the Company has assessed classification and measurement of financial assets on the basis of the facts and circumstances that exist at the date of transition to Ind AS.

b Optional Exemptions from Retrospective Application

i Deemed Cost

The Company has elected to continue with the carrying value of all of its property, plant and equipment and intangible assets recognised as of 1st April, 2016, measured as per the Previous GAAP and use that carrying value as its deemed cost as of the transition date under Ind AS.

ii Designation of Previously Recognised Financial Instruments

The Company has irrevocably designated its investment in Equity Instruments (other than investments in joint ventures) at fair value through other comprehensive income on initial recognition, on the basis of facts and circumstances existing on the date of transition to Ind AS.

iii Investments in Joint Ventures

The Company has elected to apply the Previous GAAP carrying amount of its investments in one of the two joint ventures as deemed cost as on the date of transition to Ind AS. As regards investment in another joint venture, the Company has elected to apply its fair value at the date of transition to Ind AS as its deemed cost on that date.

Notes to Standalone Financial Statements for the year ended 31st March, 2018

c Reconciliations

i Reconciliation of the Balance Sheet as at 31st March, 2017 and 1st April, 2016

(₹ in lakhs)							
Particulars	Explanatory Note no.	As at 31.03.2017			As at 01.04.2016		
		Previous GAAP *	Ind AS Adjustments	Ind AS	Previous GAAP *	Ind AS Adjustments	Ind AS
ASSETS							
1. Non-current Assets							
a) Property, Plant and Equipment	vi (a)	48,665.58	2,368.76	51,034.34	29,372.65	932.37	30,305.02
b) Capital Work in Progress	vi (a)	328.60	-	328.60	7,045.32	(111.61)	6,933.71
c) Intangible Assets		184.28	-	184.28	180.09	-	180.09
d) Investment in Joint Ventures	vi (b)	64.10	429.86	493.96	64.10	429.86	493.96
e) Financial Assets							
i) Investments		0.89	-	0.89	0.89	-	0.89
ii) Loans	vi (c)	145.91	(25.19)	120.72	144.11	(33.85)	110.26
f) Other Non-current Assets	vi (d)	3,093.90	(2,924.47)	169.43	4,630.21	(2,650.71)	1,979.50
g) Non-current Tax Assets		42.65	-	42.65	42.21	-	42.21
		52,525.91	(151.04)	52,374.87	41,479.58	(1,433.94)	40,045.64
2. Current Assets							
a) Inventories		9,942.17	-	9,942.17	8,605.65	-	8,605.66
b) Financial Assets							
i) Trade Receivables	vi (e)	6,357.09	(307.00)	6,050.09	7,061.44	(76.00)	6,985.44
ii) Cash and Cash Equivalents		57.33	-	57.33	51.90	-	51.90
iii) Bank Balances other than (ii) above		79.59	-	79.59	773.13	-	773.13
iv) Loans		13.13	-	13.13	48.41	-	48.41
c) Non-current Assets Held for Sale	vi (b)	795.56	(795.56)	-	795.56	(795.56)	-
d) Other Current Assets	vi (c), (f)	5,470.98	(147.97)	5,323.01	2,612.89	(123.66)	2,489.22
		22,715.85	(1250.53)	21,465.32	19,948.98	(995.22)	18,953.76
Total Assets		75,241.76	(1,401.57)	73,840.19	61,428.56	(2,429.16)	58,999.40
EQUITY AND LIABILITIES							
1. Equity							
a) Equity Share Capital	iv	5,043.26	(2,500.00)	2,543.26	5,043.26	(2,500.00)	2,543.26
b) Other Equity	iv	10,722.60	(1,938.31)	8,784.29	9,102.10	(870.52)	8,231.58
		15,765.86	(4,438.31)	11,327.55	14,145.36	(3,370.52)	10,774.84
2. Non-current Liabilities							
a) Financial Liabilities							
- Borrowings	vi (k)	28,562.14	2,202.79	30,764.93	24,226.88	2,048.05	26,274.93
b) Provisions		329.76	-	329.76	283.17	-	283.17
c) Deferred Tax Liability (Net)	vi (d)	2,277.88	(1,926.13)	351.75	2,417.02	(1,531.27)	885.75
d) Other Non-current Liabilities	vi (a)	-	2,528.56	2,528.56	-	1,054.92	1,054.92
		31,169.78	2,805.22	33,975.00	26,927.07	1,571.70	28,498.77
3. Current Liabilities							
a) Financial Liabilities							
i) Borrowings		12,742.22	-	12,742.22	10,036.63	-	10,036.63
ii) Trade Payables							
Micro and Small Enterprises		56.67	-	56.67	51.03	-	51.03
Others	vi (g)	7,764.40	21.35	7,785.75	7,561.78	21.35	7,583.13
iii) Other Financial Liabilities	vi (h)	7,007.48	100.39	7,107.87	1,318.12	138.45	1,456.57
b) Other Current Liabilities	vi (a)	269.33	109.78	379.11	271.65	44.72	316.37
c) Provisions	vi (h)	141.27	-	141.27	957.69	(834.86)	122.83
d) Current Tax Liabilities (Net)		324.75	-	324.75	159.23	-	159.23
		28,306.12	231.52	28,537.64	20,356.13	(630.34)	19,725.79
Total Equity and Liabilities		75,241.76	(1,401.57)	73,840.19	61,428.56	(2,429.16)	58,999.40

* The Previous GAAP figures have been reclassified to conform to Ind AS presentation requirements for the purpose of this note.

ii Reconciliation of the Statement of Profit and Loss for the year ended 31st March, 2017

(₹ in lakhs)				
Particulars	Explanatory Note no.	Previous GAAP *	Ind AS Adjustments	Ind AS
INCOME				
Revenue from Operations	vi (i)	37,894.93	(127.43)	37,767.50
Other Income	vi (a), (c)	620.93	97.52	718.45
Total Income		38,515.86	(29.91)	38,485.95
EXPENSES				
Cost of Materials Consumed		12,996.39	-	12,996.39
Changes in Inventories of Work-in-Progress and Finished Goods		(1,682.45)	-	(1,682.45)
Excise Duty		63.25	-	63.25
Manufacturing Expenses		13,784.74	-	13,784.74
Employee Benefits Expense	vi (j)	3,305.50	(22.68)	3,282.82
Administrative, Selling and Other Expenses	vi (c), (e), (i)	3,022.71	113.24	3,135.95
Finance Costs	vi (k)	3,595.69	353.99	3,949.68
Depreciation and Amortisation Expenses	vi (a)	1,843.18	79.55	1,922.73
Total Expenses		36,929.01	524.10	37,453.11
Profit Before Tax		1,586.85	(554.01)	1,032.84
Tax Expense				
- Current Tax (Minimum Alternate Tax)		379.25	-	379.25
- Deferred Tax (Net of MAT Credit Entitlement)	vi (d)	(518.39)	(113.25)	(631.64)
- MAT of earlier periods		105.49	-	105.49
Total Tax Expense		(33.65)	(113.25)	(146.90)
Profit for the year		1,620.50	(440.76)	1,179.74
Other Comprehensive Income (Net of Tax)	vi (j)	-	14.83	14.83
Total Comprehensive Income for the year		1,620.50	(455.59)	1,164.91

* The Previous GAAP figures have been reclassified to conform to Ind AS presentation requirements for the purpose of this note.

iii Reconciliation of the Statement of Cash Flows for the year ended 31st March, 2017

(₹ in lakhs)				
Particulars	Explanatory Note no.	Previous GAAP *	Ind AS Adjustments	Ind AS
Net Cash from operating activities	vi (l)	4,301.23	1,785.73	6,086.96
Net Cash (used in) investing activities	vi (l)	(11,881.13)	(1,624.10)	(13,505.23)
Net Cash generated from (used in) financing activities	vi (l)	7,585.33	(161.63)	7,423.70
Net Increase (Decrease) in cash and cash equivalents		5.43	-	5.43
Cash and cash equivalents at the beginning of the year		51.90	-	51.90
Cash and cash equivalents at the end of the year		57.33	-	57.33

* The Previous GAAP figures have been reclassified to conform to Ind AS presentation requirements for the purpose of this note.

iv Reconciliation of Equity

(₹ in lakhs)		
Particulars	As at 31.03.2017	As at 01.04.2016
Net Worth as per Previous GAAP	15,765.86	14,145.36
Preference share capital reclassified as borrowings	(2,409.73)	(2,380.48)
Reversal of proposed equity dividend and distribution tax thereon	-	612.20
Unwinding of preference dividend as interest cost	(222.66)	-
Loss on fair valuation of investment in a Joint Venture	(365.70)	(365.70)
Expected credit loss on trade receivables	(307.00)	(76.00)
Depreciation due to carrying value adjustment on account of Government grant and processing fee	(79.55)	-
Government grant amortisation	88.87	-
Deferred tax adjustments	(998.34)	(1,119.44)
Others	(144.20)	(41.10)
Equity as per Ind AS	11,327.55	10,774.84

Notes to Standalone Financial Statements for the year ended 31st March, 2018

v Reconciliation of Total Comprehensive Income

Particulars	Year ended 31.03.2017 ₹ in lakhs
Profit as per Previous GAAP	1,620.50
Interest on borrowings (including preference share capital) as per EIR	(353.99)
Depreciation due to carrying value adjustment on account of Government grant and processing fee	(79.55)
Expected credit loss on trade receivables	(231.00)
Deferred tax adjustments	113.25
Government grant amortisation	88.87
Others	21.66
Profit as per Ind AS	1,179.74
Remeasurement of defined benefit obligation (Net of deferred tax ₹ 7.85 lakhs)	(14.83)
Total Comprehensive Income as per Ind AS	1,164.91

vi Explanatory Notes

- Processing charges on borrowings (earlier capitalised) ₹ 269.58 lakhs (₹ 278.89 lakhs as at 1st April, 2016) have been accounted for under Ind AS 109 as per Effective Interest Rate (EIR) and Government Grant (earlier reduced from cost of PPE) of ₹ 2,638.34 lakhs (₹ 1099.65 lakhs as at 1st April, 2016) has been accounted for under Ind AS 20 as per Income Approach. As a result, PPE together with Capital Work-in-Progress increased by ₹ 2,368.76 lakhs (₹ 820.76 lakhs as at 1st April, 2016). Unamortised government grant has been carried as a non-current liability of ₹ 2,528.26 lakhs (₹ 1054.92 lakhs as at 1st April, 2016) and a current liability of ₹ 109.78 lakhs (₹ 44.72 lakhs as at 1st April, 2016). The resultant amortisation and incremental depreciation amounted to ₹ 88.87 lakhs and ₹ 79.55 lakhs, respectively.
- The Company had classified the investment as current under the Previous GAAP, on account of intention to sell. However, the said investment has been reclassified to non-current, as it does not meet the criteria laid down under Ind AS 105 "Non-current Assets Held for Sale", for classification as 'Held for Sale'. Investment in this Joint Venture has been fair valued on the transition date, pursuant to optional exemption under Ind AS 101, reducing its carrying value by ₹ 365.70 lakhs.
- Long-term security deposit has been measured at amorised cost, resulting into reduction in its carrying value by ₹ 25.19 lakhs (₹ 33.85 lakhs as at 1st April, 2016). Unwinding effects have been credited as interest income ₹ 8.65 lakhs and corresponding charge of ₹ 9.67 lakhs in selling and other expenses.
- MAT credit entitlement of ₹ 2,924.34 lakhs (₹ 2,650.58 lakhs as at 1st April, 2016) has been reclassified to deferred tax liability. Increase in deferred tax liability on account of transition to Ind AS amounts to ₹ 998.34 lakhs (₹ 1,119.44 lakhs as at 1st April, 2016).
- The Company recognised provision for doubtful debts as per Expected Credit Loss (ECL) model, amounting to ₹ 307.00 lakhs (₹ 76.00 lakhs as at 1st April, 2016). Provision for the year ended 31st March, 2017 is ₹ 231.00 lakhs shown under selling and other expenses.
- Accounting of processing fees on borrowings as per EIR ₹ 172.16 (₹ 157.51 lakhs as at 1st April, 2016) and unamortised prepaid expenses are ₹ 24.19 lakhs (₹ 33.85 lakhs as at 1st April, 2016) in respect of long-term security deposit.
- Retrospective restatement of provision for expenses as per Ind AS 8.
- Effect of processing fees to be amortised in respect of current maturities of long-term borrowings as per EIR ₹ 122.27 (₹ 84.21 lakhs as at 1st April, 2016) and preference dividend and distribution tax thereon treated as finance cost ₹ 222.66 lakhs (₹ 222.66 lakhs as at 1st April, 2016). Reversal of equity dividend as recognised under Previous GAAP ₹ 612.20 lakhs as at 1st April, 2016.
- Incentives to customers ₹ 127.43 lakhs have been reclassified from Selling Expenses to net off with Revenue from Operations.
- Reclassification of actuarial gain / loss on defined benefit obligation from Employee Benefits Expense to Other Comprehensive Income, of ₹ 22.68 lakhs and deferred tax thereon ₹ 7.85 lakhs.
- Impact on account of computation of interest on borrowings (including preference share capital) at amortised cost, based on Effective Interest Rate (EIR) Method.
- Government Grant (earlier reduced from cost of PPE) of ₹ 1,627.56 lakhs for the year ended 31st March, 2017 has been accounted for under Ind AS 20 as per Income Approach and other Ind AS reclassification adjustments.

35 Employee Benefits:

(A) Defined Contribution Plan

Particulars	Year ended 31.03.2018 ₹ in lakhs	Year ended 31.03.2017 ₹ in lakhs
Employer's contribution to Provident Fund	159.18	157.19
Employer's contribution to Superannuation Fund	4.65	4.61
Employer's contribution to ESIC	38.98	30.57

(B) Defined Benefit Plan (Gratuity and other Long - term Employee Benefits (Leave Encashment)

The Company provides for gratuity for employees in India as per the payment of Gratuity Act, 1972. Employees who are in continuous service for a period of 5 years are eligible for gratuity. The amount of gratuity payable on retirement / termination is the employees last drawn basic salary per month computed proportionately for 15 days basic salary multiplied for the number of the years of service. The gratuity plan is not funded and payout is done by company on resignation / retirement of employees.

Disclosure as per Valuation Reports of Independent Actuary

a) Change in Define Benefit Obligation

Particulars	Gratuity		Leave Encashment	
	Year ended 31.03.2018 ₹ in lakhs	Year ended 31.3.2017 ₹ in lakhs	Year ended 31.03.2018 ₹ in lakhs	Year ended 31.03.2017 ₹ in lakhs
Defined benefit obligation at the beginning of the year	359.79	307.76	111.24	98.24
Current service cost	42.38	38.50	23.22	21.46
Interest cost	22.66	20.50	6.56	6.03
Actuarial loss / (gain) due to change in financial assumptions	(10.58)	(19.03)	(2.37)	(4.92)
Actuarial loss / (gain) due to experience adjustments	38.92	41.71	4.11	16.09
Benefits paid	(18.01)	(29.65)	(29.36)	(25.66)
Defined Benefit Obligation at the end of the year	435.16	359.79	113.40	111.24

b) Expense Recognised in the Statement of Profit & Loss

Current service cost	42.38	38.50	23.22	21.46
Interest Cost on Defined Benefit Obligation	22.66	20.50	6.56	6.03
Actuarial loss / (gain) due to change in financial assumptions	-	-	(2.37)	(4.92)
Actuarial loss / (gain) due to experience adjustments	-	-	4.11	16.09
Amount recognised in profit or loss	65.04	59.00	31.52	38.66
Actuarial loss / (gain) due to change in financial assumptions	(10.58)	(19.03)	-	-
Actuarial loss / (gain) due to experience adjustments	38.92	41.71	-	-
Amount recognised in OCI	28.34	22.68	-	-
Total amount recognised in the Statement of Profit and Loss	93.38	81.68	31.52	38.66

c) Amount recognised in the Balance Sheet

Particulars	Gratuity			Leave Encashment		
	As at 31.03.2018 ₹ in lakhs	As at 31.03.2017 ₹ in lakhs	As at 01.04.2016 ₹ in lakhs	As at 31.03.2018 ₹ in lakhs	As at 31.03.2017 ₹ in lakhs	As at 01.04.2016 ₹ in lakhs
Present value of Obligation	435.16	359.79	307.76	113.40	111.24	98.24
Fair value of Plan Assets	-	-	-	-	-	-
Amount recognised in Balance Sheet	435.16	359.79	307.76	113.40	111.24	98.24

Notes to Standalone Financial Statements for the year ended 31st March, 2018

d) Assumptions

The principal actuarial assumptions used for estimating the Company's defined benefit obligations and other long term employee benefits are set out below:

Particulars	Gratuity		Leave Encashment	
	As at 31.03.2018 ₹ in lakhs	As at 31.03.2017 ₹ in lakhs	As at 31.03.2018 ₹ in lakhs	As at 31.03.2017 ₹ in lakhs
Withdrawal rate	5% at younger ages reducing to 1% at older ages	5% at younger ages reducing to 1% at older ages	5% at younger ages reducing to 1% at older ages	5% at younger ages reducing to 1% at older ages
Normal retirement age	60 years	60 years	60 years	60 years
Discount rate	7.60%	7.30%	7.60%	7.30%
Salary escalation rate	3.50%	3.50%	3.50%	3.50%

e) Sensitivity Analysis

The sensitivity of the defined benefit obligation to change in the weighted key assumptions is:

Particulars	Gratuity		Leave Encashment	
	As at 31.03.2018 ₹ in lakhs	As at 31.03.2017 ₹ in lakhs	As at 31.03.2018 ₹ in lakhs	As at 31.03.2017 ₹ in lakhs
Salary escalation rate + 0.5%	453.73	375.22	117.55	115.23
Salary escalation rate - 0.5%	417.77	345.40	109.50	107.52
Withdrawal rate + 10%	438.17	362.17	114.17	112.02
Withdrawal rate - 10%	432.08	357.34	112.60	110.42
Discount rate + 0.5%	418.19	345.96	109.66	107.66
Discount rate - 0.5%	453.08	374.73	117.41	115.10

A description of methods used for sensitivity analysis and its limitations:

Sensitivity analysis is performed by varying a single parameter while keeping all the other parameters unchanged. Sensitivity analysis fails to focus on the interrelationship between underlying parameters. Hence, the results may vary if two or more variables are changed simultaneously.

The method used does not indicate anything about the likelihood of change in any parameter and the extent of the change if any.

f) Expected cashflows based on past service liability

Particulars	Gratuity		Leave Encashment	
	As at 31.03.2018 ₹ in lakhs	As at 31.03.2017 ₹ in lakhs	As at 31.03.2018 ₹ in lakhs	As at 31.03.2017 ₹ in lakhs
Year 1	58.48	98.52	12.93	42.75
Year 2	86.76	16.39	40.13	4.59
Year 3	16.84	14.06	3.69	4.18
Year 4	19.06	13.93	4.43	3.59
Year 5	27.27	15.60	6.83	4.15
Year 6 to Year 10	144.91	123.03	34.77	34.02

g) Best Estimate of Contribution

Particulars	Gratuity		Leave Encashment	
	As at 31.03.2018 ₹ in lakhs	As at 31.03.2017 ₹ in lakhs	As at 31.03.2018 ₹ in lakhs	As at 31.03.2017 ₹ in lakhs
Best Estimate of Contribution for the Company during the next year	58.48	65.05	32.40	29.78

h) Average outstanding term of obligations as at valuation date is 9.57 years

Note : Above disclosures with respect to employee benefits have been made to the extent of availability of date, as per actuarial valuation report

36 Tax Expense

A) Amounts Recognised in Profit or Loss

Particulars	Year ended 31.03.2018 ₹ in lakhs	Year ended 31.03.2017 ₹ in lakhs
Current Tax (Minimum Alternate Tax)	123.39	379.25
Deferred Tax (Net of MAT Credit Entitlement)	(82.12)	(631.64)
MAT of earlier periods	-	105.49
Total tax expense as per the Statement of Profit and Loss	41.27	(146.90)

B) Amounts Recognised in Profit or Loss

Particulars	Year ended 31.03.2018 ₹ in lakhs	Year ended 31.03.2017 ₹ in lakhs
Profit before tax	81.76	1,032.84
Enacted income tax rate in India applicable to the Company	34.608%	34.608%
Tax using the Company's domestic tax rate	28.30	357.45
Tax effect of:		
Permanent disallowances	135.80	116.35
Effect of tax adjustments of earlier periods	-	105.49
Investment Allowance u/s 32AC of the Income Tax Act, 1961	-	(792.71)
Effect due to tax rate difference	(3.18)	-
Others	(119.64)	66.53
Tax expense as per the Statement of Profit and Loss	41.27	(146.90)
Effective tax rate	50.477%	(14.223)%

C) Movement in Deferred Tax Liability

Year ended 31st March, 2018

Particulars	As at 31.03.2017 ₹ in lakhs	Recognised in Profit or Loss ₹ in lakhs	Recognised in OCI ₹ in lakhs	As at 31.03.2018 ₹ in lakhs
Components of deferred tax liabilities related to:				
Property, plant and equipment	6,954.36	201.15	-	7,155.51
Unamortised processing fees on borrowings	60.56	(37.73)	-	22.83
Subtotal (Deferred Tax Liability)	7,014.92	163.42	-	7,178.34
Components of deferred tax assets related to:				
Unamortised Government grant	913.08	(68.95)	-	844.13
Provision for doubtful debts and employment benefits	269.27	36.92	9.46	315.65
Unabsorbed depreciation / business losses carried forward under Income Tax Act, 1961	2,556.48	154.17	-	2,710.65
Mat Credit Entitlement	2,924.34	123.39	-	3,047.73
Subtotal (Deferred Tax Assets)	6,663.17	245.53	9.46	6,918.16
Deferred Tax Liability (Net)	351.75	(82.12)	(9.46)	260.18

Year ended 31st March, 2017

Particulars	As at 01.04.2016 ₹ in lakhs	Recognised in Profit or Loss ₹ in lakhs	Recognised in OCI ₹ in lakhs	As at 31.03.2017 ₹ in lakhs
Components of deferred tax liabilities related to:				
Property, plant and equipment	4,189.40	2,764.96	-	6,954.36
Unamortised processing fees on borrowings	96.52	(35.96)	-	60.56
Subtotal (Deferred Tax Liability)	4,285.92	2,729.00	-	7,014.92
Components of deferred tax assets related to:				
Unamortised Government grant	380.57	532.51	-	913.08
Provision for doubtful debts and employment benefits	140.51	120.91	7.85	269.27
Unabsorbed depreciation / business losses carried forward under Income Tax Act, 1961	228.51	2,327.97	-	2,556.48
Mat Credit Entitlement	2,650.58	273.76	-	2,924.34
Subtotal (Deferred Tax Assets)	3,400.17	3,255.15	7.85	6,663.17
Deferred Tax Liability (Net)	885.75	(526.15)	(7.85)	351.75

Notes to Standalone Financial Statements for the year ended 31st March, 2018

37 Reconciliation of Liabilities arising from Financing Activities

Year ended 31st March, 2018

Particulars	As at 31.03.2017	Cash Movement	Business Acquisition/ Disposals	Foreign Exchange Changes	Fair Value Changes	Others	As at 31.03.2018
	₹ in lakhs	₹ in lakhs	₹ in lakhs	₹ in lakhs	₹ in lakhs	₹ in lakhs	₹ in lakhs
Term loans	34,921.06	2,770.45	-	-	-	278.19	37,969.70
Redeemable preference shares	2,409.73	-	-	-	-	31.88	2,441.61
Short-term borrowings	12,742.22	(1,040.78)	-	-	-	-	11,701.44
Total	50,073.01	1,729.67	-	-	-	310.07	52,112.75

Year ended 31st March, 2017

Particulars	As at 01.04.2016	Cash Movement	Business Acquisition/ Disposals	Foreign Exchange Changes	Fair Value Changes	Others	As at 31.03.2017
	₹ in lakhs	₹ in lakhs	₹ in lakhs	₹ in lakhs	₹ in lakhs	₹ in lakhs	₹ in lakhs
Term loans	24,918.23	9,915.38	-	-	-	87.45	34,921.06
Redeemable preference shares	2,380.48	-	-	-	-	29.25	2,409.73
Short-term borrowings	10,036.63	2,705.59	-	-	-	-	12,742.22
Total	37,335.34	12,620.97	-	-	-	116.70	50,073.01

These cash movements are included within the following lines in the Statement of Cash Flows:

- Proceeds from Long-term Borrowings
- Repayment of Long-term Borrowings
- Increase/ (Decrease) in Short-term Borrowings

38 Contingent Liability and Commitments

Particulars	As at 31.03.2018 ₹ in lakhs	As at 31.03.2017 ₹ in lakhs	As at 01.04.2016 ₹ in lakhs
A) Contingent Liability			
(i) Exports bill discounting	215.27	-	569.31
(ii) Claims against the Company not acknowledged as debts in respect of:			
Disputed Excise demands	1,281.94	862.12	1,801.11
Disputed Sales Tax demands	178.26	178.26	321.43
Other Matters	1,344.40	1,344.40	1,344.40
B) Commitments			
(i) Bank Guarantees	812.36	963.81	815.28
(ii) Estimated amount of contracts remaining to be executed on capital accounts and not provided	-	55.94	4,803.46
(iii) Open Letters of credit	-	441.79	7,643.75

39 Remuneration to Auditors*

Particulars	Year ended 31.03.2018 ₹ in lakhs	Year ended 31.03.2017 ₹ in lakhs
Audit Fees (including Consolidation and Limited Review Fees)	16.50	16.00
Tax Audit Fees	3.00	3.00
Certification Fees	1.10	2.10
Out of Pocket Expenses	0.28	0.28
Total	20.88	21.38

* Excludes Service Tax / Goods and Services Tax

40 Disclosure under Micro, Small and Medium Enterprises Act, 2006

There are no Micro and Small Enterprises, to whom the Company owes dues, which are outstanding for more than 45 days as at 31st March, 2018. This information as required to be disclosed under the Micro, Small and Medium Enterprises

Development Act, 2006 has been determined to the extent such parties have been identified on the basis of information available with the Company.

Particulars	As on 31.03.2018 ₹ in lakhs	As on 31.03.2017 ₹ in lakhs	As on 01.04.2016 ₹ in lakhs
(a) Principal amount and separately the interest due thereon remaining unpaid to any supplier at the end of the financial year	74.90	56.67	51.03
(b) The amount of interest paid u/s 16 of this Act, along with the amounts of payments made to the supplier beyond the appointed day during each accounting year	-	-	-
(c) The amount of interest due and payable for the period of delay in making payment which have been paid but, beyond the appointed day during the year	-	-	-
(d) The amount accrued and remaining unpaid at the end of each accounting period; i.e., principal is paid but interest has remained unpaid	-	-	-
(e) The amount of further interest remaining due and payable even in the succeeding years, until such date when the interest dues as above are actually paid to small enterprise, this is required for the purpose of disallowance as a deductible expenditure	-	-	-

41 Leases

Lease payments recognised in the Statement of Profit and Loss is ₹ 605.90 lakhs (Previous year ₹ 606.68 lakhs)

Future minimum lease rentals payable under non - cancellable operating lease agreements, in respect of assets taken on operating lease:

Particulars	As at 31.03.2018 ₹ in lakhs	As at 31.03.2017 ₹ in lakhs	As at 01.04.2016 ₹ in lakhs
a) Not later than one year	640.39	626.03	583.07
b) Later than one year but not later than five years	904.18	1,519.37	1,440.39
c) Later than five years	-	-	-
Total	1,544.57	2,145.40	2,023.46

General Terms of Lease Rentals:

- Lease rentals are charged on the basis of agreed terms.
- Assets are given on lease for a period ranging between 3 years to 5 years.
- The lease agreements can be renewed on mutually agreed terms with the lessee.

42 Interest in Other Entities

Particulars	Country of Incorporation	Principal Activity	Proportion of Ownership Interest
			As at 31.03.2018 As at 31.03.2017 As at 01.04.2016
Just Textiles Limited (Joint Venture)	India	Processing of fabrics	49%
Morarjee Castiglioni (India) Private Limited (Joint Venture)	India	Trading	50%

43 Capital Management

a) Risk Management

The Company's policy is to maintain a strong capital base so as to maintain investor, creditor and market confidence and to sustain future development of the business. Management monitors the return on capital as well as the level of dividends to ordinary shareholders.

The Board of Directors seeks to maintain a balance between the higher returns that might be possible with higher levels of borrowings and the advantages and security afforded by a sound capital position.

Notes to Standalone Financial Statements for the year ended 31st March, 2018

The Company monitors capital using a ratio of 'adjusted net debt' to 'adjusted equity'. For this purpose, adjusted net debt is defined as total liabilities, comprising interest-bearing loans and borrowings less cash and cash equivalents.

Particulars	As at 31.03.2018 ₹ in lakhs	As at 31.03.2017 ₹ in lakhs	As at 01.04.2016 ₹ in lakhs
Total borrowings	52,112.75	50,073.01	37,335.34
Less : Cash and cash equivalents	225.22	57.33	51.90
Adjusted net debt	51,887.53	50,015.68	37,283.44
Total equity	10,736.96	11,327.55	10,774.84
Less : Hedging reserve	-	-	-
Adjusted equity	10,736.96	11,327.55	10,774.84
Adjusted net debt to adjusted equity ratio	4.83	4.42	3.46

b) Dividend

Particulars	Year ended 31.03.2018 ₹ in lakhs	Year ended 31.03.2017 ₹ in lakhs
Cash dividends on equity shares declared and paid:		
Final dividend for the year ended 31st March, 2017 : ₹ 1.40 per share of face value of ₹ 7 each (₹ 1.40 per share of face value of ₹ 7 each for the year ended 31st March, 2016)	508.65	508.65
Dividend distribution tax on final dividend	103.55	103.55
Total cash outflow on account of dividend and distribution tax thereon	612.20	612.20
Proposed dividends on equity shares:		
Final dividend for the year ended on 31st March, 2018 : ₹ Nil (₹ 1.40 per share of face value of ₹ 7 each for the year ended 31st March, 2017)	-	508.65
Dividend distribution tax on proposed dividend	-	103.55
Total proposed dividend and distribution tax thereon	-	612.20

44 Financial Risk Management

Risk Management Framework

The Company's Board of Directors has overall responsibility for the establishment and oversight of the Company's risk management framework. The Company's risk management policies are established to identify and analyse the risks faced by the Company, to set appropriate risk limits and controls and to monitor risks and adherence to limits. Risk management policies and systems are reviewed regularly to reflect changes in market conditions and the Company's activities. The Company, through its training and management standards and procedures, aims to maintain a disciplined and constructive control environment in which all employees understand their roles and obligations.

A. Credit risk

Credit risk arises from the possibility that the counter party may not be able to settle their obligations as agreed. To manage this, the Company periodically assesses financial reliability of customers and other counter parties, taking into account the financial condition, current economic trends, and analysis of historical bad debts and ageing of financial assets. Individual risk limits are set and periodically reviewed on the basis of such information.

The Company considers the probability of default upon initial recognition of asset and whether there has been a significant increase in credit risk on an ongoing basis through each reporting period. To assess whether there is a significant increase in credit risk, the Company compares the risk of default occurring on asset as at the reporting date with the risk of default as at the date of initial recognition.

The Company measures the expected credit loss of trade receivables from individual customers based on historical trend, industry practices and the business environment in which the entity operates. Loss rates are based on actual credit loss experience and past trends.

i Trade Receivables

a) Ageing

Particulars	As at 31.03.2018 ₹ in lakhs	As at 31.03.2017 ₹ in lakhs	As at 01.04.2016 ₹ in lakhs
0-180 days	4,802.81	6,053.84	6,824.34
More than 180 days	959.56	303.25	237.10
Gross trade receivables	5,762.37	6,357.09	7,061.44
Provision for doubtful debts	397.00	307.00	76.00
Total	5,365.37	6,050.09	6,985.44

Financial Assets are considered to be of good quality and there is no significant increase in credit risk.

b) Movement in provisions of doubtful debts

Particulars	Year ended 31.03.2018 ₹ in lakhs	Year ended 31.03.2017 ₹ in lakhs
Opening provision	307.00	76.00
Add:- Additional provision made	90.00	231.00
Less:- Amount write off	-	-
Less:- Provision reversed	-	-
Closing provisions	397.00	307.00

ii Investments other than Investments in Joint Ventures

There is investment of ₹ 0.89 lakh (₹ 0.89 lakh as at 31st March, 2017 and 1st April, 2016) and no impairment has been recognised on such investments.

iii Cash and Bank Balances

The Company held cash and bank balance with credit worthy banks of ₹ 559.77 lakhs at March 31, 2018 (March 31, 2017 ₹ 136.92 lakhs, April 1, 2016 ₹ 825.03 lakhs). The credit risk on cash and cash equivalents is limited as the Company generally invests in deposits with banks where credit risk is largely perceived to be extremely insignificant.

iv Loans

No impairment in respect of loans was necessary during the current as well as prior years.

B. Liquidity Risk

Liquidity risk is the risk that the Company will encounter difficulty in meeting the obligations associated with its financial liabilities that are settled by delivering cash or another financial asset. The Company's approach to managing liquidity is to ensure, as far as possible, that it will have sufficient liquidity to meet its liabilities when they are due, under both normal and stressed conditions, without incurring unacceptable losses or risking damage to the Company's reputation.

Management monitors rolling forecasts of the Company's liquidity position on the basis of expected cash flows. The Company manages its liquidity risk by preparing periodic cash flow projections to monitor liquidity requirements. In addition, the Company monitors the Balance Sheet liquidity ratios against internal and external regulatory requirements and maintains debt financing plans.

Maturity Pattern of Financial Liabilities

The following are the remaining contractual maturities of financial liabilities at the reporting date. The amounts are gross and undiscounted, and include contractual interest payments.

Notes to Standalone Financial Statements for the year ended 31st March, 2018

As at 31st March, 2018

Particulars	Carrying Amount ₹ in lakhs	0-1 years ₹ in lakhs	1-5 years ₹ in lakhs	Beyond 5 years ₹ in lakhs	Total ₹ in lakhs
Long-term borrowings (including current maturities of long-term debt)	40411.31	4,198.71	29,903.76	6,981.09	41,083.56
Short-term borrowings	11701.44	11,701.44	-	-	11,701.44
Interest accrued on borrowings	403.41	403.41	-	-	403.41
Trade payables	6219.88	6,219.88	-	-	6,219.88
Other current financial liabilities	94.26	94.26	-	-	94.26

As at 31st March, 2017

Particulars	Carrying Amount ₹ in lakhs	0-1 years ₹ in lakhs	1-5 years ₹ in lakhs	Beyond 5 years ₹ in lakhs	Total ₹ in lakhs
Long-term borrowings (including current maturities of long-term debt)	37,330.79	6,688.12	28,898.06	2,194.00	37,780.18
Short-term borrowings	12,742.22	12,742.22	-	-	12,742.22
Interest accrued on borrowings	456.00	456.00	-	-	456.00
Trade payables	7,842.42	7,842.42	-	-	7,842.42
Other current financial liabilities	86.01	86.01	-	-	86.01

As at 1st April, 2016

Particulars	Carrying Amount ₹ in lakhs	0-1 years ₹ in lakhs	1-5 years ₹ in lakhs	Beyond 5 years ₹ in lakhs	Total ₹ in lakhs
Long-term borrowings (including current maturities of long-term debt)	27,298.71	1,108.00	22,552.06	4,174.73	27,834.79
Short-term borrowings	10,036.63	10,036.63	-	-	10,036.63
Interest accrued on borrowings	364.63	364.63	-	-	364.63
Trade payables	7,634.16	7,634.16	-	-	7,634.16
Other current financial liabilities	68.16	68.16	-	-	68.16

C Market Risk

Market risk is the risk of loss of future earnings, fair values or future cash flows that may result from a change in the price of a financial instrument. The value of a financial instrument may change as a result of changes in the interest rates, foreign currency exchange rates, equity prices and other market changes that affect market risk sensitive instruments. Market risk is attributable to all market risk sensitive financial instruments including investments and deposits, foreign currency receivables, payables and loans and borrowings.

i Currency Risk

The Company operates internationally and portion of the business is transacted in several currencies and consequently the Company is exposed to foreign exchange risk through its sales to overseas customers and purchases from overseas suppliers in various foreign currencies. Foreign currency exchange rate exposure is partly balanced by purchasing of goods in the respective currencies.

(a) Derivative Instruments

Particulars	(Foreign currency in lakhs)		
	As at 31.03.2018	As at 31.03.2017	As at 01.04.2016
Forward contracts to sell USD	28.63	64.55	55.00

Derivative financial instruments such as foreign exchange forward contracts are used for hedging purposes and not as trading or speculative instruments.

(b) Foreign Currency Exposures

As at 31st March, 2018 (Foreign currency in lakhs)					
Particulars	USD	EURO	GBP	CHF	JPY
Trade Receivable	29.87	2.62	-	-	-
Trade payables	2.02	0.20	-	0.07	12.57

As at 31st March, 2017 (Foreign currency in lakhs)					
Particulars	USD	EURO	GBP	CHF	JPY
Trade Receivable	34.58	3.01	-	-	-
Trade payables	12.95	-	0.08	-	-

As at 1st April, 2016 (Foreign currency in lakhs)					
Particulars	USD	EURO	GBP	CHF	JPY
Trade Receivable	35.40	2.41	-	-	-
Trade payables	10.70	-	-	-	0.32

(c) Details of Hedged and Unhedged Foreign Currency Exposure

As at 31st March, 2018 (Foreign currency in lakhs)					
Particulars	USD	EURO	GBP	CHF	JPY
Trade Receivables	29.87	2.62	-	-	-
Less: Foreign currency forward contracts (Sell)	28.63	-	-	-	-
Unhedged Receivable	1.24	2.62	-	-	-
Trade Payable	2.02	0.20	-	0.07	12.57
Less: Foreign currency forward contracts (Buy)	-	-	-	-	-
Unhedged Payable	2.02	0.20	-	0.07	12.57

As at 31st March, 2017 (Foreign currency in lakhs)					
Particulars	USD	EURO	GBP	CHF	JPY
Trade Receivables	34.58	3.01	-	-	-
Less: Foreign currency forward contracts (Sell)*	34.58	-	-	-	-
Unhedged Receivable	-	3.01	-	-	-
Trade Payable	12.95	-	0.08	-	-
Less: Foreign currency forward contracts (Buy)	-	-	-	-	-
Unhedged Payable	12.95	-	0.08	-	-

As at 1st April, 2016 (Foreign currency in lakhs)					
Particulars	USD	EURO	GBP	CHF	JPY
Trade Receivables	35.40	2.41	-	-	-
Less: Foreign currency forward contracts (Sell)*	35.40	-	-	-	-
Unhedged Receivable	-	2.41	-	-	-
Trade Payable	10.70	-	-	-	0.32
Less: Foreign currency forward contracts (Buy)	-	-	-	-	-
Unhedged Payable	10.70	-	-	-	0.32

* Lower of outstanding foreign currency exposure and actual forward contract amount

(d) Foreign Currency Risk Sensitivity

A change of 1% in Foreign currency exchange rate applied on net foreign exposure (i.e. net unhedged payable / receivable) would have following impact on profit before tax

Particulars	Year ended 31.03.2018		Year ended 31.03.2017	
	1% Increase ₹ in lakhs	1% decrease ₹ in lakhs	1% Increase ₹ in lakhs	1% decrease ₹ in lakhs
USD	(0.51)	0.51	(8.42)	8.42
EURO	1.95	(1.95)	2.09	(2.09)
GBP	-	-	(0.07)	0.07
CHF	(0.05)	0.05	-	-
JPY	(0.08)	0.08	-	-
Increase / (decrease) in profit or loss	1.31	(1.31)	(6.40)	6.40

Notes to Standalone Financial Statements for the year ended 31st March, 2018

ii Interest rate Risk

Interest rate risk can be either fair value interest rate risk or cash flow interest rate risk. Fair value interest rate risk is the risk of changes in fair values of fixed interest bearing investments because of fluctuations in the interest rates. Cash flow interest rate risk is the risk that the future cash flows of floating interest bearing investments will fluctuate because of fluctuations in the interest rates.

Exposure to Interest Rate Risk

In order to optimise the Company's position with regards to interest income and interest expenses and to manage the interest rate risk, the Company performs a comprehensive corporate interest rate risk management by balancing the proportion of fixed rate and floating rate financial instruments in its total portfolio. According to the Company, interest rate risk exposure is only for floating rate borrowings. The interest rate profile of the Company's interest-bearing financial instruments as reported to the Management of the Company is as follows.

Particulars	As at 31.03.2018 ₹ in lakhs	As at 31.03.2017 ₹ in lakhs	As at 01.04.2016 ₹ in lakhs
Borrowings bearing fixed rate of interest	8,066.77	7,392.64	5,251.74
Borrowings bearing variable rate of interest	44,045.98	42,680.37	32,083.60
Total Borrowings	52,112.75	50,073.01	37,335.34

Interest rate sensitivity

a) Fair Value Sensitivity Analysis for Fixed-rate Instruments

The Company does not account for any fixed-rate financial assets or financial liabilities at fair value through profit or loss. Therefore, a change in interest rates at the reporting date would not affect profit or loss.

b) Cash Flow Sensitivity Analysis for Variable-rate Instruments

A reasonably possible change of 25 basis points in interest rates at the reporting date would have increased / (decreased) equity and profit or loss by the amounts shown below. This analysis assumes that all other variables in particular foreign currency exchange rates remain constant.

A change of 25 bps in interest rates would have following impact on profit before tax

Particulars	Year ended 31.03.2018 ₹ in lakhs	Year ended 31.03.2017 ₹ in lakhs
25 bp decrease	110.11	106.70
25 bp increase	(110.11)	(106.70)

45 Fair Value Measurement

A) Accounting classification and fair values

As at 31st March, 2018

Particulars	FVTPL	FVTOCI	Amortised Cost	Total Carrying Amount	Fair Value
	₹ in lakhs	₹ in lakhs	₹ in lakhs	₹ in lakhs	₹ in lakhs
Non-current Financial Assets					
Investments	-	0.25	0.64	0.89	0.89
Loans	-	-	130.86	130.86	130.86
Total	-	0.25	131.50	131.75	131.75
Current Financial Assets					
Trade receivables	-	-	5,365.37	5,365.37	5,365.37
Cash and cash equivalents	-	-	225.22	225.22	225.22
Other bank balances	-	-	334.55	334.55	334.55
Loans	-	-	31.75	31.75	31.75
Total	-	-	5,956.89	5,956.89	5,956.89

Particulars	FVTPL	FVTOCI	Amortised Cost	Total Carrying Amount	Fair Value
	₹ in lakhs	₹ in lakhs	₹ in lakhs	₹ in lakhs	₹ in lakhs
Non-current Financial Liabilities					
Borrowings	-	-	36,355.97	36,355.97	36,355.97
Total	-	-	36,355.97	36,355.97	36,355.97
Current Financial Liabilities					
Borrowings	-	-	11,701.44	11,701.44	11,701.44
Trade payables	-	-	6,219.88	6,219.88	6,219.88
Other financial liabilities	-	-	4,553.01	4,553.01	4,553.01
Total	-	-	22,474.33	22,474.33	22,474.33

As at 31st March, 2017

Particulars	FVTPL	FVTOCI	Amortised Cost	Total Carrying Amount	Fair Value
	₹ in lakhs	₹ in lakhs	₹ in lakhs	₹ in lakhs	₹ in lakhs
Non-current Financial Assets					
Investments	-	0.25	0.64	0.89	0.89
Loans	-	-	120.72	120.72	120.72
Total	-	0.25	121.36	121.61	121.61
Current Financial Assets					
Trade receivables	-	-	6,050.09	6,050.09	6,050.09
Cash and cash equivalents	-	-	57.33	57.33	57.33
Other bank balances	-	-	79.59	79.59	79.59
Loans	-	-	13.13	13.13	13.13
Total	-	-	6,200.14	6,200.14	6,200.14
Non-current Financial Liabilities					
Borrowings	-	-	30,764.93	30,764.93	30,764.93
Total	-	-	30,764.93	30,764.93	30,764.93
Current Financial Liabilities					
Borrowings	-	-	12,742.22	12,742.22	12,742.22
Trade payables	-	-	7,842.42	7,842.42	7,842.42
Other financial liabilities	-	-	7,107.87	7,107.87	7,107.87
Total	-	-	27,692.51	27,692.51	27,692.51

As at 1st April, 2016

Particulars	FVTPL	FVTOCI	Amortised Cost	Total Carrying Amount	Fair Value
	₹ in lakhs	₹ in lakhs	₹ in lakhs	₹ in lakhs	₹ in lakhs
Non-current Financial Assets					
Investments	-	0.25	0.64	0.89	0.89
Loans	-	-	110.26	110.26	110.26
Total	-	0.25	110.90	111.15	111.15
Current Financial Assets					
Trade receivables	-	-	6,985.44	6,985.44	6,985.44
Cash and cash equivalents	-	-	51.90	51.90	51.90
Other bank balances	-	-	773.13	773.13	773.13
Loans	-	-	48.41	48.41	48.41
Total	-	-	7,858.88	7,858.88	7,858.88

Notes to Standalone Financial Statements for the year ended 31st March, 2018

Particulars	FVTPL	FVTOCI	Amortised Cost	Total Carrying Amount	Fair Value
	₹ in lakhs	₹ in lakhs	₹ in lakhs	₹ in lakhs	₹ in lakhs
Non-current Financial Liabilities					
Borrowings	-	-	26,274.93	26,274.93	26,274.93
Total	-	-	26,274.93	26,274.93	26,274.93
Current Financial Liabilities					
Borrowings	-	-	10,036.63	10,036.63	10,036.63
Trade payables	-	-	7,634.16	7,634.16	7,634.16
Other financial liabilities	-	-	1,456.57	1,456.57	1,456.57
Total	-	-	19,127.36	19,127.36	19,127.36

B) Fair Value Hierarchy

Fair values of all financial instruments mentioned in Note no. 45(A) above belong to Level 3 Fair Value Hierarchy.

Carrying amounts of financial instruments such as cash and cash equivalents, other bank balances, trade receivables, loans, borrowings, trade payables and other financial assets and liabilities at 31st March 2018, 31st March 2017 and 1st April 2016 reasonably approximate their respective fair values.

46 Segment Reporting

Based on the “management approach” as defined in Ind AS 108 – Operating Segments, the Chief Operating Decision Maker (CODM) evaluates the Company’s performance and allocates resources based on an analysis of various performance indicators of business the segment/s in which the Company operates. The Company is primarily engaged in the business of Textile Products which the Management and CODM recognise as the sole business segment. Hence, disclosure of segment-wise information is not required and accordingly not provided.

47 Corporate Social Responsibility Expenditure (CSR)

Disclosure as required under Section 135 of Companies Act, 2013, read with Companies (Corporate Social Policy) Rules, 2014 is as under:

- Gross amount required to be spent by the Company during the year ₹ 53.93 lakhs (Previous year ₹ 60.03 lakhs)
- CSR expenditure incurred during the year:

Particulars	In cash		Yet to be paid in cash	
	Year ended 31.3.2018 ₹ in lakhs	Year ended 31.3.2017 ₹ in lakhs	Year ended 31.3.2018 ₹ in lakhs	Year ended 31.3.2017 ₹ in lakhs
i) On construction/acquisition of any asset	-	-	-	-
ii) On purposes other than (i) above (refer footnote)	100.00	60.03	-	-

The Company undertakes its Corporate Social Responsibility (CSR) activities through Urvi Ashok Piramal Foundation. The foundation operates in areas of health, vocational skill training, environment and education. The Company has contributed ₹ 100.00 lakhs (Previous year ₹ 60.03 lakhs) to the foundation for undertaking CSR activities as defined under CSR rules.

48 Related Party Disclosure

i List of Related Parties

A. Joint Ventures

Morarjee Castiglioni (India) Private Limited
Just Textiles Limited

B. Key Management Personnel

Ms. Urvi A. Piramal - Chairperson
Mr. Harsh A. Piramal - Executive Vice Chairman
Mr. R. K. Rewari - Managing Director

Mr. Mahesh S. Gupta - Director
 Mr. Ranjan S. Sanghi - Director
 Mr. Shobhan M. Thakore - Director
 Mr. Aditya H. Mangaldas - Director
 Mr. Ranjan Pant - Director
 Lt. Gen. A .K. Singh (Retd.) - Director
 Mr. S. C. Kashimpuria - Chief Finance Officer
 Mr. Sanjeev Singh Sengar - Company Secretary

C. Enterprises over which Key Management Personnel exercise significant influence with whom transactions were entered into during the year

Peninsula Land Limited
 Ashok Piramal Management Corporation Limited
 Ashok G. Piramal Trust
 Urvi Ashok Piramal Foundation
 PMP Auto Components Private Limited
 Integra Garments and Textiles Limited
 Argento Home Products LLP
 Rosewalk Enterprises Limited

ii. Details of Transactions are as follows:

Particulars	Year ended 31.03.2018 (₹ in lakhs)	Year ended 31.03.2017 (₹ in lakhs)
A Sales of Products / Assets		
Joint Ventures		
Just Textiles Limited	7.95	-
Enterprises over which Key Management Personnel exercise significant influence		
Argento Home Products LLP	29.24	37.92
Urvi Ashok Piramal Foundation	-	0.51
B Rent Income		
Enterprises over which Key Management Personnel exercise significant influence		
Integra Garments and Textiles Limited	0.24	0.24
C Charges for Services Rendered		
Enterprises over which Key Management Personnel exercise significant influence		
Ashok Piramal Management Corporation Limited	350.00	375.00
D Remuneration, Sitting Fees and Commission		
Key Management Personnel		
Remuneration		
Mr. Harsh A. Piramal*	144.89	136.92
Mr. R. K. Rewari*	145.11	152.37
Mr. S. C. Kashimpuria	51.36	49.39
Mr. Sanjeev Singh Sengar	17.81	16.40
* Remuneration for FY 2016-17 is net of recovery of excess remuneration paid during FY 2015-16.		
Sitting Fees and Commission**		
Ms. Urvi A. Piramal	2.20	8.20
Mr. Mahesh S. Gupta	2.00	6.50
Mr. Ranjan S. Sanghi	2.35	6.20
Mr. Shobhan M. Thakore	3.20	6.20
Mr. Aditya H. Mangaldas	3.20	6.20
Mr. Ranjan Pant	1.00	4.00
Lt. Gen. A .K. Singh (Retd.)	2.75	1.50
** Excludes Service Tax / Goods and Services Tax		

Notes to Standalone Financial Statements for the year ended 31st March, 2018

Particulars	Year ended 31.03.2018 (₹ in lakhs)	Year ended 31.03.2017 (₹ in lakhs)
E Rent and Maintenance Expenses		
Enterprises over which Key Management Personnel exercise significant influence		
Peninsula Land Limited	135.60	129.22
PMP Auto Components Private Limited	0.60	0.60
Rosewalk Enterprises Limited	107.65	115.74
F CSR Expenditure		
Enterprises over which Key Management Personnel exercise significant influence		
Urvi Ashok Piramal Foundation	100.00	60.03
G Write-back of Outstandings no longer Payable		
Enterprises over which Key Management Personnel exercise significant influence		
Peninsula Land Limited	16.77	-

Particulars	As at 31.03.2018 ₹ in lakhs	As at 31.03.2017 ₹ in lakhs	As at 01.04.2016 ₹ in lakhs
H Outstanding Balances			
a. Payable			
Joint Ventures			
Morarjee Castiglioni (India) Private Limited	94.08	100.25	108.27
Just Textiles Limited	0.71	0.71	0.71
Enterprises over which Key Management Personnel exercise significant influence			
Peninsula Land Limited	3.02	40.61	24.52
Ashok Piramal Management Corporation Limited	-	118.20	-
PMP Auto Components Private Limited	0.06	0.17	0.11
Rosewalk Enterprises Limited	3.76	4.47	-
b. Receivable			
Key Management Personnel			
Excess remuneration paid during FY 2015-16 recoverable	-	-	8.84
Enterprises over which Key Management Personnel exercise significant influence			
Argento Home Products LLP	-	14.32	6.59

49 Interest includes ₹ 37.86 lakhs on payment of advance tax for the financial year 2016-2017 (Previous year ₹ 24.26 lakhs)

50 Earnings Per Share

(₹ in lakhs, unless stated otherwise)

Particulars	Year ended 31.03.2018 ₹ in lakhs	Year ended 31.03.2017 ₹ in lakhs
(a) Profit attributable to Equity shareholders of the Company	40.49	1,179.74
(b) Weighted average number of ordinary shares (No.)	36,332,349	36,332,349
(c) Earnings per share - Basic and Diluted (Rs.)	0.11	3.25
(d) Face value of an equity share (Rs.)	7	7

51 Previous year figures have been regrouped / reclassified wherever necessary to conform to current year's classification.

As per our report of even date.

For **Haribhakti & Co. LLP**

Chartered Accountants

ICAI FRN : 103523W / W100048

Sumant Sakhardande

Partner

Membership No. 034828

For and on behalf of Board of Directors

Urvi A. Piramal

(DIN 00044954)

Chairperson

Ranjan Sanghi

(DIN 00275842)

Director

Harsh A. Piramal

(DIN 00044972)

Executive Vice Chairman

S. C. Kashimpuria

Chief Financial Officer

R. K. Rewari

(DIN 00619240)

Managing Director

Sanjeev Singh Sengar

Company Secretary

Mahesh S. Gupta

(DIN 00046810)

Director

Mumbai : May 24, 2018

Standalone Statement of Cash Flows

for the year ended 31st March, 2018

Particulars	31st March, 2018		31st March, 2017	
	₹ in lakhs	₹ in lakhs	₹ in lakhs	₹ in lakhs
A. CASH FLOW FROM OPERATING ACTIVITIES				
Net Profit Before Tax		81.76		1,032.84
Adjustments for :				
Depreciation / Amortisation	2,283.99		1,922.73	
Finance Costs	5,139.09		3,949.68	
(Profit) / Loss on Sale of Assets	(6.27)		(2.70)	
Provision for Doubtful Debts	90.00		231.00	
Deferred Income	(109.78)		(88.87)	
Balances written back	(129.81)		-	
Remeasurement of define beneficial obligation	(28.34)		(22.68)	
Interest Income	(45.54)		(51.98)	
Dividend Income	-		(0.06)	
		<u>7,193.34</u>		<u>5,937.12</u>
Operating Profit Before Working Capital Changes		7,275.10		6,969.96
Adjustments for Changes in Working Capital				
(Increase)/ Decrease in Trade and Other Receivables	181.66		(1,245.26)	
(Increase) /Decrease in Inventories	(457.20)		(1,336.51)	
Increase/(Decrease) in Trade Payables & Other Liabilities	<u>(1,400.32)</u>		<u>1,912.81</u>	
		<u>(1,675.86)</u>		<u>(668.96)</u>
Cash From Operating Activities		5,599.24		6,301.00
Direct Taxes Paid		<u>(329.95)</u>		<u>(214.04)</u>
Net Cash flows from operating activities (A)		5,269.29		6,086.96
B. CASH FLOW FROM INVESTING ACTIVITIES				
Purchase of PPE (Including capital advances)	(605.47)		(14,256.04)	
Proceeds from Sale of PPE	9.63		8.19	
Interest Received	36.11		45.57	
Maturity of / (Investment in) fixed deposit with banks	(251.61)		696.99	
Dividend Received	-		0.06	
Net Cash Used in Investing Activities (B)		(811.34)		(13,505.23)
C. CASH FLOW FROM FINANCING ACTIVITIES				
Proceeds from Long Term Borrowings	26,143.48		12,026.30	
Repayment of Long Term Borrowings	(23,373.03)		(2,110.92)	
Dividend and Dividend Tax Paid	(612.20)		(612.20)	
Increase/ (Decrease) in Short term Borrowings	(1,040.78)		2,705.59	
Interest Paid	<u>(5,407.53)</u>		<u>(4,585.07)</u>	
Net Cash generated from Financing Activities (C)		(4,290.06)		7,423.70
Net Increase / (Decrease) in Cash and Bank Balances (A)+(B)+(C)		167.89		5.43
Cash and Cash Equivalents (Refer Note no. 10):-				
- At the beginning of the year		57.33		51.90
- At the end of the year		225.22		57.33

- The Statement of Cash Flows is prepared in accordance with Ind AS 7 as notified by Ministry of Corporate Affairs.
- In Part A of the Statement of Cash Flows, figures in brackets indicate deduction made from the net profit for deriving the net cash flow from operating activities. In Part B and Part C, figures in brackets indicate cash outflows.
- Refer Note no. 37 for reconciliation of liabilities arising from Financing Activities

As per our report of even date.

For **Haribhakti & Co. LLP**

Chartered Accountants

ICAI FRN : 103523W / W100048

Sumant Sakhardande

Partner

Membership No. 034828

Mumbai : May 24, 2018

For and on behalf of Board of Directors

Urvi A. Piramal

(DIN 00044954)

Chairperson

Ranjan Sanghi

(DIN 00275842)

Director

Harsh A. Piramal

(DIN 00044972)

Executive Vice Chairman

S. C. Kashimpuria

Chief Financial Officer

R. K. Rewari

(DIN 00619240)

Managing Director

Sanjeev Singh Sengar

Company Secretary

Mahesh S. Gupta

(DIN 00046810)

Director

Independent Auditor's Report

To the Members of Morarjee Textiles Limited

Report on the Consolidated Ind AS Financial Statements

We have audited the accompanying Consolidated Ind AS Financial Statements of Morarjee Textiles Limited (hereinafter referred to as "the Holding Company") and its joint ventures, comprising of the Consolidated Balance Sheet as at March 31, 2018, the Consolidated Statement of Profit and Loss, the Consolidated Statement of Cash Flows and the Consolidated Statement of Changes in Equity for the year then ended, and a summary of the significant accounting policies and other explanatory information (hereinafter referred to as "the Consolidated Ind AS Financial Statements").

Management's Responsibility for the Consolidated Ind AS Financial Statements

The Holding Company's Board of Directors is responsible for the preparation of these Consolidated Ind AS Financial Statements in terms of the requirements of the Companies Act, 2013 ("the Act") that give a true and fair view of the consolidated financial position, consolidated financial performance including other comprehensive income, consolidated cash flows and consolidated changes in equity of the Holding Company including its joint ventures in accordance with the accounting principles generally accepted in India, including the Indian Accounting Standards (Ind AS) specified under Section 133 of the Act, read with relevant rules issued thereunder. The respective Board of Directors of the Holding Company and its joint ventures are responsible for maintenance of adequate accounting records in accordance with the provisions of the Act for safeguarding the assets of the Holding Company and for preventing and detecting frauds and other irregularities; the selection and application of appropriate accounting policies; making judgments and estimates that are reasonable and prudent; and design, implementation and maintenance of adequate internal financial controls, that were operating effectively for ensuring the accuracy and completeness of the accounting records, relevant to the preparation and presentation of the Consolidated Ind AS Financial Statements that give a true and fair view and are free from material misstatement, whether due to fraud or error, which have been used for the purpose of preparation of the Consolidated Ind AS Financial Statements by the Directors of the Holding Company, as aforesaid.

In preparing the Consolidated Ind AS Financial Statements, the respective Board of Directors of the Holding Company and of its joint ventures are responsible for assessing the ability of the Holding Company and of its joint ventures to continue as a going concern, disclosing, as applicable,

matters related to going concern and using the going concern basis of accounting unless Management either intends to liquidate the Holding Company or to cease operations, or has no realistic alternative but to do so.

Auditors' Responsibility

Our responsibility is to express an opinion on these Consolidated Ind AS Financial Statements based on our audit. While conducting the audit, we have taken into account the provisions of the Act, the accounting and auditing standards and matters which are required to be included in the audit report under the provisions of the Act and the Rules made thereunder.

We conducted our audit in accordance with the Standards on Auditing specified under Section 143(10) of the Act. Those Standards require that we comply with ethical requirements and plan and perform the audit to obtain reasonable assurance about whether the Consolidated Ind AS Financial Statements are free from material misstatement.

An audit involves performing procedures to obtain audit evidence about the amounts and disclosures in the Consolidated Ind AS Financial Statements. The procedures selected depend on the auditor's judgment, including the assessment of the risks of material misstatement of the Consolidated Ind AS Financial Statements, whether due to fraud or error. In making those risk assessments, the auditor considers internal financial control relevant to the Holding Company's preparation of the Consolidated Ind AS Financial Statements that give a true and fair view in order to design audit procedures that are appropriate in the circumstances. An audit also includes evaluating the appropriateness of accounting policies used and the reasonableness of the accounting estimates made by the Holding Company's Board of Directors, as well as evaluating the overall presentation of the Consolidated Ind AS Financial Statements.

We are also responsible to conclude on the appropriateness of Management's use of the going concern basis of accounting and, based on the audit evidence obtained, whether a material uncertainty exists related to events or conditions that may cast significant doubt on the ability of the Holding Company and of its joint ventures to continue as a going concern. If we conclude that a material uncertainty exists, we are required to draw attention in the auditor's report to the related disclosures in the Consolidated Ind AS Financial Statements, or if such disclosures are inadequate, to modify the opinion. Our conclusions are based on the audit evidence obtained up to the date of the auditor's report. However, future events or conditions may cause the

Holding Company and its joint ventures to cease to continue as a going concern.

We believe that the audit evidence obtained by us and the audit evidence obtained by the other auditor in terms of its report referred to in sub-paragraph (a) of the Other Matters paragraph below, is sufficient and appropriate to provide a basis for our audit opinion on the Consolidated Ind AS Financial Statements.

Opinion

In our opinion and to the best of our information and according to the explanations given to us and based on the consideration of report of other auditor on separate Ind AS financial statements and on the other financial information of the joint ventures, the aforesaid Consolidated Ind AS Financial Statements give the information required by the Act in the manner so required and give a true and fair view in conformity with the accounting principles generally accepted in India including the Ind AS, of the consolidated state of affairs of the Holding Company and joint ventures as at March 31, 2018, their consolidated profit, their consolidated cash flows and consolidated changes in equity for the year ended on that date.

Other Matters

- (a) The Consolidated Ind AS Financial Statements include Holding Company's share of net loss (including other comprehensive income) of ₹ 3.66 lakhs for the year ended March 31, 2018, as considered in the Consolidated Ind AS Financial Statements, in respect of one joint venture whose Ind AS financial statements have not been audited by us. These Ind AS financial statements have been audited by other auditor whose report has been furnished to us by the Management and our opinion on the Consolidated Ind AS Financial Statements, in so far as it relates to the amounts and disclosures included in respect of this joint venture, and our report in terms of sub-section (3) of Section 143 of the Act, in so far as it relates to the aforesaid joint venture, are based solely on the report of the other auditor.
- (b) The Consolidated Ind AS Financial Statements also include Holding Company's share of net profit of ₹ 9.32 lakhs for the year ended March 31, 2018, as considered in the Consolidated Ind AS Financial Statements, in respect of one joint venture whose Ind AS financial statements have not been audited by us. These Ind AS financial statements are unaudited and have been furnished to us by the Management and our opinion on the Consolidated Ind AS Financial Statements, in so far as it relates to the amounts and disclosures included

in respect of this joint venture, and our report in terms of sub-section (3) of Section 143 of the Act, in so far as it relates to the aforesaid joint venture, are based solely on such unaudited Ind AS financial statements. In our opinion and according to the information and explanations given to us by the Management, these Ind AS financial statements are not material to the Holding Company.

- (c) The comparative financial information of the Holding Company and its joint ventures for the year ended March 31, 2017 and the transition date opening balance sheet as at April 1, 2016 included in these Consolidated Ind AS Financial Statements, are based on the previously issued statutory financial statements prepared in accordance with the Companies (Accounting Standards) Rules, 2006 audited by the predecessor auditor whose report for the year ended March 31, 2017 and March 31, 2016 dated May 15, 2017 and May 3, 2016 respectively expressed an unmodified opinion on those consolidated financial statements, as adjusted for the differences in the accounting principles adopted by the Holding Company on transition to the Ind AS, which have been audited by us.

Our opinion on the Consolidated Ind AS Financial Statements and our report on the Other Legal and Regulatory Requirements below, are not modified in respect of the above matters with respect to our reliance on the work done and the report of the other auditor and the Ind AS financial statements certified by the Management.

Report on Other Legal and Regulatory Requirements

As required by Section 143(3) of the Act, we report, to the extent applicable, that:

- a. We have sought and obtained all the information and explanations which to the best of our knowledge and belief were necessary for the purposes of our audit of the aforesaid Consolidated Ind AS Financial Statements;
- b. In our opinion, proper books of account as required by law relating to preparation of the aforesaid Consolidated Ind AS Financial Statements have been kept by the Holding Company and its joint venture, so far as it appears from our examination of those books and the report of the other auditor;
- c. The Consolidated Balance Sheet, the Consolidated Statement of Profit and Loss, the Consolidated Statement of Cash Flows and the Consolidated Statement of Changes in Equity dealt with by this Report are in agreement with the relevant books of

account maintained for the purpose of preparation of the Consolidated Ind AS Financial Statements;

- d. In our opinion, the aforesaid Consolidated Ind AS Financial Statements comply with the Indian Accounting Standards specified under Section 133 of the Act read with relevant rules issued thereunder;
- e. On the basis of written representations received from the directors of the Holding Company as on March 31, 2018 and taken on record by the Board of Directors of the Holding Company, and the report of the statutory auditor of its joint venture, none of the directors of the Holding Company and its joint venture is disqualified as on March 31, 2018 from being appointed as a director in terms of Section 164 (2) of the Act;
- f. With respect to the adequacy of the internal financial controls over financial reporting of the Holding Company and its joint venture and the operating effectiveness of such controls, we give our separate Report in the "Annexure".
- g. With respect to the other matters to be included in the Auditor's Report in accordance with Rule 11 of the Companies (Audit and Auditors) Rules, 2014, in our opinion and to the best of our information and according to the explanations given to us:
 - (i) The Consolidated Ind AS Financial Statements disclose the impact of pending litigations on the consolidated financial position of the Holding Company and its joint ventures - Refer Note no. 38 to the Consolidated Ind AS Financial Statements;
 - (ii) The Holding Company and its joint venture did not have any material foreseeable losses on long term contracts including derivative contracts;
 - (iii) There were no amounts which were required to be transferred to the Investor Education and Protection Fund by the Holding Company and its joint venture.

For **Haribhakti & Co. LLP**
Chartered Accountants
ICAI Firm Registration No.103523W / W100048

Sumant Sakhardande
Partner
Membership No.: 034828

Mumbai: May 24, 2018

ANNEXURE TO THE INDEPENDENT AUDITOR'S REPORT

[Referred to under 'Report on Other Legal and Regulatory Requirements' in the Independent Auditor's Report of even date to the members of Morarjee Textiles Limited on the Consolidated Ind AS Financial Statements for the year ended March 31, 2018]

Report on the Internal Financial Controls under Clause (i) of Sub-section 3 of Section 143 of the Companies Act, 2013 ("the Act")

In conjunction with our audit of the Consolidated Ind AS Financial Statements of the Company as of and for the year ended March 31, 2018, we have audited the internal financial controls over financial reporting of the Holding Company and its joint ventures, which are companies incorporated in India, as of that date.

Management's Responsibility for Internal Financial Controls

The respective Board of Directors of the Holding Company and its joint ventures, which are companies incorporated in India, are responsible for establishing and maintaining internal financial controls based on the internal control over financial reporting criteria established by the Holding Company considering the essential components of internal control stated in the Guidance Note on Audit of Internal Financial Controls Over Financial Reporting ("the Guidance Note") issued by the Institute of Chartered Accountants of India ("ICAI"). These responsibilities include the design, implementation and maintenance of adequate internal financial controls that were operating effectively for ensuring the orderly and efficient conduct of its business, including adherence to the respective company's policies, the safeguarding of its assets, the prevention and detection of frauds and errors, the accuracy and completeness of the accounting records, and the timely preparation of reliable financial information, as required under the Act.

Auditor's Responsibility

Our responsibility is to express an opinion on the Holding Company's internal financial controls over financial reporting based on our audit. We conducted our audit in accordance with the Guidance Note and the Standards on Auditing specified under section 143(10) of the Act, to the extent applicable to an audit of internal financial controls, both issued by the ICAI. Those Standards and the Guidance Note require that we comply with ethical requirements and plan

and perform the audit to obtain reasonable assurance about whether adequate internal financial controls over financial reporting was established and maintained and if such controls operated effectively in all material respects.

Our audit involves performing procedures to obtain audit evidence about the adequacy of the internal financial controls system over financial reporting and their operating effectiveness. Our audit of internal financial controls over financial reporting included obtaining an understanding of internal financial controls over financial reporting, assessing the risk that a material weakness exists, and testing and evaluating the design and operating effectiveness of internal control based on the assessed risk. The procedures selected depend on the auditor's judgement, including the assessment of the risks of material misstatement of the financial statements, whether due to fraud or error.

We believe that the audit evidence we have obtained and the audit evidence obtained by the other auditor in terms of its report referred to in the Other Matter paragraph below, is sufficient and appropriate to provide a basis for our audit opinion on the internal financial controls system over financial reporting, of the Holding Company and its joint venture.

Meaning of Internal Financial Controls Over Financial Reporting

A company's internal financial control over financial reporting is a process designed to provide reasonable assurance regarding the reliability of financial reporting and the preparation of financial statements for external purposes in accordance with generally accepted accounting principles. A company's internal financial control over financial reporting includes those policies and procedures that (1) pertain to the maintenance of records that, in reasonable detail, accurately and fairly reflect the transactions and dispositions of the assets of the company; (2) provide reasonable assurance that transactions are recorded as necessary to permit preparation of financial statements in accordance with generally accepted accounting principles, and that receipts and expenditures of the company are being made only in accordance with authorisations of management and directors of the company; and (3) provide reasonable assurance regarding prevention or timely detection of unauthorised acquisition,

use, or disposition of the company's assets that could have a material effect on the financial statements.

Inherent Limitations of Internal Financial Controls Over Financial Reporting

Because of the inherent limitations of internal financial controls over financial reporting, including the possibility of collusion or improper management override of controls, material misstatements due to error or fraud may occur and not be detected. Also, projections of any evaluation of the internal financial controls over financial reporting to future periods are subject to the risk that the internal financial control over financial reporting may become inadequate because of changes in conditions, or that the degree of compliance with the policies or procedures may deteriorate.

Opinion

In our opinion, the Holding Company and its joint venture, which are companies incorporated in India, have, in all material respects, an adequate internal financial controls system over financial reporting and such internal financial controls over financial reporting were operating effectively as at March 31, 2018, based on the internal control over financial reporting criteria established by the Holding Company considering the essential components of internal control stated in the Guidance Note on Audit of Internal Financial Controls Over Financial Reporting issued by the ICAI.

Other Matter

Our aforesaid report under Section 143(3)(i) of the Act on the adequacy and operating effectiveness of the internal financial controls over financial reporting in so far as it relates to one joint venture which is a company incorporated in India, is based on the corresponding report of the auditor of such company.

For **Haribhakti & Co. LLP**

Chartered Accountants

ICAI Firm Registration No.103523W / W100048

Sumant Sakhardande

Partner

Membership No. 034828

Mumbai: May 24, 2018

Consolidated Balance Sheet

as at 31st March, 2018

	Note	31.03.2018 ₹ in lakhs	31.03.2017 ₹ in lakhs	01.04.2016 ₹ in lakhs
ASSETS				
1. Non-current Assets				
a) Property, Plant and Equipment	2	49,739.70	51,034.34	30,305.02
b) Capital Work In Progress		-	328.60	6,933.71
c) Intangible assets	2	177.76	184.28	180.09
d) Investment in Joint Venture	3	524.82	519.16	495.68
e) Financial Assets				
i) Investments	4	0.89	0.89	0.89
ii) Loans	5	130.86	120.72	110.26
f) Other Non-current Assets	6	68.74	169.43	1,979.50
g) Non-current Tax Assets	7	42.61	42.65	42.21
		<u>50,685.38</u>	<u>52,400.07</u>	<u>40,047.36</u>
2. Current Assets				
a) Inventories	8	10,399.37	9,942.17	8,605.66
b) Financial Assets				
i) Trade Receivables	9	5,365.37	6,050.09	6,985.44
ii) Cash and Cash Equivalents	10	225.22	57.33	51.90
iii) Bank Balances other than (ii) above	11	334.55	79.59	773.13
iv) Loans	12	31.75	13.13	48.41
c) Other Current Assets	13	6,291.24	5,323.01	2,489.22
		<u>22,647.50</u>	<u>21,465.32</u>	<u>18,953.76</u>
Total Assets		<u>73,332.88</u>	<u>73,865.39</u>	<u>59,001.12</u>
EQUITY AND LIABILITIES				
1. Equity				
a) Equity Share Capital	14	2,543.26	2,543.26	2,543.26
b) Other Equity	15	8,224.56	8,809.49	8,233.30
		<u>10,767.82</u>	<u>11,352.75</u>	<u>10,776.56</u>
2. Non-current Liabilities				
a) Financial Liabilities				
- Borrowings	16	36,355.97	30,764.93	26,274.93
b) Provisions	17	477.15	329.76	283.17
c) Deferred Tax Liability (Net)	18	260.18	351.75	885.75
d) Other Non-current Liabilities	19	2,418.77	2,528.56	1,054.92
		<u>39,512.07</u>	<u>33,975.00</u>	<u>28,498.77</u>
3. Current Liabilities				
a) Financial Liabilities				
i) Borrowings	20	11,701.44	12,742.22	10,036.63
ii) Trade Payables	21			
Micro and Small Enterprises		74.90	56.67	51.03
Others		6,144.98	7,785.75	7,583.13
iii) Other Financial Liabilities	22	4,553.01	7,107.87	1,456.57
b) Other Current Liabilities	23	389.10	379.11	316.37
c) Provisions	24	71.41	141.27	122.83
d) Current Tax Liabilities (Net)	25	118.15	324.75	159.23
		<u>23,052.99</u>	<u>28,537.64</u>	<u>19,725.79</u>
Total Equity and Liabilities		<u>73,332.88</u>	<u>73,865.39</u>	<u>59,001.12</u>
Significant Accounting Policies	1			
Notes forming part of the financial statements	34-51			

As per our report of even date.

For **Haribhakti & Co. LLP**

Chartered Accountants

ICAI FRN : 103523W / W100048

For and on behalf of Board of Directors

Urvi A. Piramal

(DIN 00044954)

Chairperson

Harsh A. Piramal

(DIN 00044972)

Executive Vice Chairman

R. K. Rewari

(DIN 00619240)

Managing Director

Mahesh S. Gupta

(DIN 00046810)

Director

Sumant Sakhardande

Partner

Membership No. 034828

Ranjan Sanghi

(DIN 00275842)

Director

S. C. Kashimpuria

Chief Financial Officer

Sanjeev Singh Sengar

Company Secretary

Mumbai : May 24, 2018

Consolidated Statement of Profit & Loss

for the year ended 31st March, 2018

	Note	₹ in lakhs	31.03.2018 ₹ in lakhs	₹ in lakhs	31.03.2017 ₹ in lakhs
INCOME					
Revenue from Operations	26	36,113.32		37,767.50	
Other Income	27	637.59		718.45	
Total Income			36,750.91		38,485.95
EXPENSES					
Cost of Materials Consumed	28	10,624.11		12,996.39	
Changes in Inventories of Work-in-Progress and Finished Goods	29	(1,006.77)		(1,682.45)	
Excise Duty		17.57		63.25	
Manufacturing Expenses	30	13,180.58		13,784.74	
Employee Benefits Expense	31	3,522.68		3,282.82	
Administrative, Selling and Other Expenses	32	2,907.90		3,135.95	
Finance Costs	33	5,139.09		3,949.68	
Depreciation and Amortisation Expenses	2	2,283.99		1,922.73	
Total Expenses			36,669.15		37,453.11
Profit before Tax			81.76		1,032.84
Tax Expense	36				
- Current Tax (Minimum Alternate Tax)			123.39		379.25
- Deferred Tax (Net of MAT Credit Entitlement)			(82.12)		(631.64)
- MAT of earlier periods			-		105.49
Total Tax Expense			41.27		(146.90)
Profit Before Share in Profit of Joint Ventures			40.49		1,179.74
Share in Profit of Joint Ventures	42		5.66		23.48
Profit for the year			46.15		1,203.22
Other Comprehensive Income					
(i) Items that will not be reclassified to profit or loss (Remeasurement of Defined Benefit Obligation)	35		(28.34)		(22.68)
(ii) Income Tax relating to items that will not be reclassified to profit or loss	36		9.46		7.85
Total Other Comprehensive Income			(18.88)		(14.83)
Total Comprehensive Income for the year			27.27		1,188.39
Earning Per Equity Share - Basic and Diluted (₹)	50		0.13		3.31
(Face value ₹7/-each)					
Significant Accounting Policies	1				
Notes forming part of the financial statements	34-51				

As per our report of even date.

For **Haribhakti & Co. LLP**

Chartered Accountants

ICAI FRN : 103523W / W100048

For and on behalf of Board of Directors

Urvi A. Piramal

(DIN 00044954)

Chairperson

Harsh A. Piramal

(DIN 00044972)

Executive Vice Chairman

R. K. Rewari

(DIN 00619240)

Managing Director

Mahesh S. Gupta

(DIN 00046810)

Director

Sumant Sakhardande

Partner

Membership No. 034828

Ranjan Sanghi

(DIN 00275842)

Director

S. C. Kashimpuria

Chief Financial Officer

Sanjeev Singh Sengar

Company Secretary

Mumbai : May 24, 2018

Consolidated Statement of Changes in Equity for the year ended 31st March, 2018

(a) Equity Share Capital (Refer Note no. 14)

Particulars	31.03.2018 ₹ in lakhs	31.03.2017 ₹ in lakhs
Balance at the beginning of the reporting year	2,543.26	2,543.26
Changes in equity share capital during the year	-	-
Balance at the end of the reporting year	2,543.26	2,543.26

(b) Other Equity (Refer Note no. 15)

Particulars	General Reserve	Retained Earnings	₹ in lakhs Total
Balance as at 1st April, 2016	5,627.91	2,605.39	8,233.30
Profit for the year	-	1,203.22	1,203.22
Other Comprehensive Income for the year (Remeasurement of Defined Benefit Obligation (Net of tax))	-	(14.83)	(14.83)
Dividend and Distribution Tax thereon	-	(612.20)	(612.20)
Balance as at 31st March, 2017	5,627.91	3,181.58	8,809.49
Profit for the year	-	46.15	46.15
Other Comprehensive Income for the year (Remeasurement of Defined Benefit Obligation- Net of tax)	-	(18.88)	(18.88)
Dividend and Distribution Tax thereon	-	(612.20)	(612.20)
Balance as at 31st March, 2018	5,627.91	2,596.65	8,224.56

As per our report of even date.

For **Haribhakti & Co. LLP**

Chartered Accountants

ICAI FRN : 103523W / W100048

For and on behalf of Board of Directors

Urvi A. Piramal

(DIN 00044954)

Chairperson

Harsh A. Piramal

(DIN 00044972)

Executive Vice Chairman

R. K. Rewari

(DIN 00619240)

Managing Director

Mahesh S. Gupta

(DIN 00046810)

Director

Sumant Sakhardande

Partner

Membership No. 034828

Ranjan Sanghi

(DIN 00275842)

Director

S. C. Kashimpuria

Chief Financial Officer

Sanjeev Singh Sengar

Company Secretary

Mumbai : May 24, 2018

Notes

on Consolidated Financial Statement for the year ended 31st March, 2018

Group Overview

Morarjee Textiles Limited ("the Company") is a public limited company, incorporated and domiciled in India which mainly deals in manufacture of yarn and fabric. The registered office of the Company is located at 2, Peninsula Spenta, Senapati Bapat Marg, Lower Parel, Mumbai – 400 013. The Company is listed on the Bombay Stock Exchange (BSE) and the National Stock Exchange (NSE). The Company, including its joint ventures, is hereinafter referred to as the Group.

The consolidated financial statements for the year ended 31st March, 2018 were approved by the Board of Directors and authorised for issue on 24th May, 2018.

Note 1: Significant Accounting Policies

(a) Basis of Preparation of Consolidated Financial Statements

(i) Statement of Compliance with Indian Accounting Standards (Ind AS)

These consolidated financial statements comply, in all material respects, with Ind AS notified under section 133 of the Companies Act, 2013 ("the Act"), Companies (Indian Accounting Standards) Rules, 2015 (as amended) and other relevant provisions of the Act.

The consolidated financial statements up to year ended 31st March 2017 were prepared in accordance with the accounting standards notified under the Companies (Accounting Standard) Rules, 2006 (as amended) and other relevant provisions of the Companies Act, 1956.

These consolidated financial statements are the Group's first Ind AS financial statements and are complied with Ind AS 101 'First Time Adoption of Indian Accounting Standards' (Ind AS 101). The transition to Ind AS has been carried out from the accounting principles generally accepted in India ("Indian GAAP") which is considered as the "Previous GAAP" for purposes of Ind AS 101.

The date of transition to Ind AS is 1st April, 2016. Refer Note no. 34 for an explanation of how the transition from Previous GAAP to Ind AS has affected the Group's financial position, financial performance and cash flows.

(ii) Principles of Consolidation and Equity Accounting

Investments in Joint Ventures are accounted for using the equity method, after initially being recognised at cost in the consolidated Balance Sheet.

Under the equity method of accounting, the investments are initially recognised at cost and adjusted thereafter to recognise the Group's share of the post-acquisition profits or losses of the investee in the Statement of Profit and Loss, and the Group's share of Other Comprehensive Income of the investee in Other Comprehensive Income. Dividends received or receivable from joint ventures are recognised as a reduction in the carrying amount of the investment. When the Group's share of losses in an equity-accounted investment equals or exceeds its interest in the entity, including any other unsecured long-term receivables, the Group does not recognise further losses, unless it has incurred obligations or made payments on behalf of the other entity. Unrealised gains on transactions between the Group and its joint ventures are eliminated to the extent of the Group's interest in these entities. Unrealised losses are also eliminated unless the transaction provides evidence of an impairment of the asset transferred. Accounting policies of equity accounted investees are changed where necessary to ensure consistency with the policies adopted by the Group. The carrying amount of equity accounted investments is tested for impairment.

(iii) Historical Cost Convention

The consolidated financial statements have been prepared on a historical cost basis, except for the following assets and liabilities:

- a) Certain financial assets and liabilities that are measured at fair value
- b) Derivative financial instruments

Notes to Consolidated Financial Statements for the year ended 31st March, 2018

(iv) Functional and Presentation Currency

These consolidated financial statements are presented in Indian Rupees, which is also the functional currency of the Group. All financial information presented in Indian Rupees has been rounded off to two decimals in lakhs.

(v) Current and Non-current Classification

All assets and liabilities have been classified as current and non-current as per the Group's normal operating cycle (Twelve months) and other criteria set out in Schedule III to the Act.

(b) Property, Plant and Equipment (PPE) and Depreciation

All items of PPE are stated at cost less depreciation and impairment, if any. Historical cost includes expenditure that is directly attributable to the acquisition of the items. Cost includes its purchase price including non-refundable taxes and duties, directly attributable costs of bringing the asset to its present location and condition and initial estimate of costs of dismantling and removing the item and restoring the site on which it is located.

Subsequent costs are included in the carrying amount of PPE or recognised as a separate PPE, as appropriate, only when it is probable that future economic benefits associated with the item will flow to the Group and the cost of the item can be measured reliably.

The carrying amount of any component accounted for as a separate asset is derecognised when replaced. All other repairs and maintenance are charged to the Statement of Profit and Loss during the reporting period in which they are incurred.

Machinery spares and servicing equipment are recognised as PPE when they meet the definition of PPE. Otherwise, such items are classified as inventory.

Capital work- in- progress includes cost of PPE under installation / under development as at the Balance Sheet date.

The Group depreciates its PPE over the useful life in the manner prescribed under Part C of Schedule II to the Act. Depreciation commences when the assets are ready for their intended use and is computed on pro-rata basis from the date of installation/ acquisition till the date of sale/ disposal. Management believes that useful life of assets are same as those prescribed in Schedule II to the Act, except for machinery spares wherein based on technical evaluation, useful life has been estimated to be different from that prescribed in Schedule II of the Act

Useful life considered for calculation of depreciation for machinery spares varies from 2 to 10 years.

Lease hold PPE are amortised over the period of lease or useful life, whichever is lower. Leasehold land (under Finance Lease) is amortised over the period of lease.

Gains and losses on disposals are determined by comparing net disposal proceeds with carrying amount. These are included in the Statement of Profit and Loss.

(c) Intangible Assets and Amortisation

Intangible assets that are acquired by the Group, which have finite useful lives are measured at cost less amortisation and impairment, if any. Historical cost includes expenditure that is directly attributable to the acquisition of the items. Cost includes its purchase price including non-refundable taxes and duties, directly attributable costs of bringing the asset to its present location and condition.

Intangible assets are amortised on straight line basis over the estimated useful life.

Useful life considered for amortisation of intangible assets being computer Software is 10 years.

Gains and losses on disposals are determined by comparing net disposal proceeds with carrying amount. These are included in the Statement of Profit and Loss.

(d) Leases

Where the Group is Lessee

A lease is classified at the inception date as a finance lease or an operating lease.

A lease that transfers substantially all the risks and rewards incidental to ownership to the Group is classified as a finance lease. Finance leases are capitalised at the commencement of the lease at the inception date at fair value of the leased property or, if lower, at the present value of the minimum lease payments. Lease payments are apportioned between finance charges and reduction of the lease liability so as to achieve a constant rate of interest on the remaining balance of the liability. Finance charges are recognised in finance costs in the Statement of Profit and Loss, unless they are directly attributable to qualifying assets, in which case they are capitalised in accordance with Group's general policy on the borrowing cost.

All other leases are classified as operating leases. Operating lease payments are recognised as an expense in the Statement of Profit and Loss on straight line basis over the lease term, unless the payments are structured to increase in line with the expected general inflation to compensate for the lessor in expected inflationary cost increase.

Where the Group is Lessor

Leases are classified as finance leases when substantially all of the risks and rewards of ownership transfer from the Group to the lessee. Amounts due from lessees under finance leases are recorded as receivables at the Group's net investment in the leases. Finance lease income is allocated to accounting periods so as to reflect a constant periodic rate of return on the net investment outstanding in respect of the lease.

Leases in which the Group does not transfer substantially all the risks and rewards of ownership of an asset are classified as operating leases. Rental income from operating lease is recognised on a straight line basis over the term of the relevant lease.

(e) Borrowing Cost

Borrowing costs are interest and other costs that the Group incurs in connection with the borrowing of funds and is measured with reference to the effective interest rate applicable to the respective borrowing.

General and specific borrowing costs that are directly attributable to the acquisition, construction or production of a qualifying asset are capitalised during the period of time that is required to complete and prepare the asset for its intended use. Qualifying assets are assets that necessarily take a substantial period of time to get ready for their intended use. Other borrowing costs are expensed in the period in which they are incurred.

(f) Government Grants

Grants from the government are recognised at their fair value where there is reasonable assurance that the grant will be received and the Group will comply with all attached conditions.

Government grants relating to the purchase of PPE are included in non-financial liabilities as deferred income and are credited to the Statement of Profit and Loss on straight line basis over the expected lives of related assets and presented within other income.

Government grants relating to an expense item are recognised in the Statement of Profit and Loss by way of a deduction to the related expense on a systematic basis over the periods that the related costs, for which it is intended to compensate, are expensed.

(g) Financial instruments

(i) Financial Assets

Initial Recognition and Measurement

All financial assets are recognised initially at fair value plus, in the case of financial assets not recorded at fair value through profit or loss, transaction costs that are attributable to the acquisition of the financial asset.

Subsequent Measurement

The Group classifies financial assets as subsequently measured at amortised cost, fair value through other comprehensive income (FVTOCI) or fair value through profit or loss (FVTPL) on the basis of its business model for managing the financial assets and the contractual cash flow characteristics of the financial asset, as per Ind AS 109.

a. Subsequent Measurement - Equity Instruments

All equity investments other than investments in joint ventures and associates are measured at fair value. Equity investments which are held for trading are classified as FVTPL. For all other equity investments, the Group decides to classify the same either at FVTOCI or FVTPL. The Group makes such election on an instrument by instrument basis. The classification is made on initial recognition and is irrevocable. Dividend from equity investments designated at FVTOCI is recognised in profit or loss.

b. Subsequent Measurement - Debt Instruments

A financial asset being debt instrument that meets the following 2 conditions is measured at amortised cost (net off any write down for impairment) unless the asset is designated at fair value through profit or loss under the fair value option.

Business Model Test: the objective of the Group's model is to hold the financial asset to collect the contractual cash flows (rather than to sell the instrument prior to its contractual maturity to realise its fair value changes).

Cash Flow Characteristics Test: The contractual terms of the financial asset give rise on specified dates to cash flows that are solely payment of principal and interest on the principal amount outstanding.

A financial asset that meets the following 2 conditions is measured at fair value through other comprehensive income unless the asset is designated at fair value through profit or loss under the fair value option.

Business Model Test: the financial asset is held within a business model whose objective is achieved both by collecting contractual cash flows and selling the financial assets.

Cash Flow Characteristics Test: The contractual terms of the financial asset give rise on specified dates to cash flows that are solely payment of principal and interest on the principal amount outstanding.

Even if an instrument meets the two requirements to be measured at amortised cost or fair value through other comprehensive income, a financial asset is measured at fair value through profit or loss if doing so eliminates or significantly reduces a measurement or recognition inconsistency (sometimes referred to as an 'accounting mismatch') that would otherwise arise from measuring assets or liabilities or recognising the gains or losses on them on different basis.

All other debt instruments are measured at fair value through profit or loss.

Derecognition of Financial Assets

The Group de-recognises a financial asset only when the contractual rights to the cash flows from the asset expire, or it transfers the financial asset and substantially all risks and rewards of ownership of the asset, to another entity.

Impairment of Financial Assets

Loss allowance for expected credit losses is recognised for financial assets measured at amortised cost and FVTOCI.

For financial assets other than trade receivables, whose credit risk has not significantly increased since initial recognition, loss allowance equal to twelve months expected credit losses is recognised. Loss allowance equal to the lifetime expected credit losses is recognised if the credit risk on the financial instruments has significantly increased since initial recognition.

The Group follows 'simplified approach' for recognition of impairment loss allowance on trade receivables, considering historical trend, industry practices and the business environment in which the Group operates or any other appropriate basis.

The impairment losses and reversals are recognised in Statement of Profit and Loss.

(ii) Equity and Financial Liabilities

Debt and equity instruments issued by an entity are classified as either financial liabilities or as equity in accordance with the substance of the contractual arrangements and the definitions of a financial liability and an equity instrument.

a. Equity Instruments

An equity instrument is any contract that evidences a residual interest in the assets of an entity after deducting all of its liabilities. Equity instruments issued by the Group are recognised at the proceeds received, net of direct issue costs.

b. Financial Liabilities

Initial Recognition and Measurement

Financial liabilities are initially recognised at fair value plus any transaction costs that are attributable to the acquisition of the financial liabilities, except for the financial liabilities at FVTPL which are initially measured at fair value.

Subsequent Measurement

The financial liabilities are classified for subsequent measurement either at amortised cost or at fair value through Profit and Loss (FVTPL).

Amortised cost for financial liabilities represents amount at which financial liability is measured at initial recognition minus the principal repayments, plus or minus the cumulative amortisation using the effective interest method of any difference between that initial amount and the maturity amount.

Derecognition of Financial Liabilities

A financial liability is removed from the Balance Sheet when the obligation is discharged, or is cancelled, or expires. When an existing financial liability is replaced by another from the same lender on substantially different terms, or the terms of an existing liability are substantially modified, such an exchange or modification is treated as the derecognition of the original liability and the recognition of a new liability. The difference in the respective carrying amounts is recognised in the Statement of Profit and Loss.

Derivative Financial Instruments

Derivative financial instruments such as forward contracts are taken by the Group to hedge its foreign currency risks, are initially recognised at fair value on the date a derivative contract is entered into and are subsequently re-measured at their fair value with changes in fair value recognised in the Statement of Profit and Loss in the period when they arise (other than in case of hedge accounting).

Offsetting of Financial Instruments

Financial assets and financial liabilities are offset and the net amount is reported in the Balance Sheet if there is a currently enforceable legal right to offset the recognised amounts and there is an intention to settle on a net basis, or to realize the assets and settle the liabilities simultaneously.

(h) Fair Value Measurement

Fair value is the price that would be received to sell an asset or paid to transfer a liability in an orderly transaction between market participants at the measurement date.

The fair value measurement is based on the presumption that the transaction to sell the asset or transfer the liability takes place either:

- In the principal market for the asset or liability, or
- In the absence of a principal market, in the most advantageous market for the asset or liability.

All assets and liabilities for which fair value is measured or disclosed in the consolidated financial statements are categorised within the fair value hierarchy, described as follows, based on the lowest level input that is significant to the fair value measurement as a whole:

- Level 1 — Quoted prices in active markets for identical assets or liabilities
- Level 2 — Inputs other than quoted prices included in Level 1 that are observable for the asset or liability, either directly (i.e. as prices) or indirectly (i.e. derived from prices)
- Level 3 — Inputs for the asset or liability that are not based on observable market data.

Notes to Consolidated Financial Statements for the year ended 31st March, 2018

(i) Inventories

Inventories are stated at the lower of cost and net realisable value. Costs comprise direct materials and, where applicable, direct labour costs and those overheads that have been incurred in bringing the inventories to their present location and condition. Net realisable value represents the estimated selling price for inventories less all estimated costs of completion and costs necessary to make the sale. The cost formula used for determination of cost is 'Weighted Average Cost'.

Machinery spares, stand-by equipment and servicing equipment are recognised as inventory when the useful life is less than one year and the same are charged to the Statement of Profit and Loss as and when issued for consumption.

(j) Income Tax

The income tax expense or credit for the period is the tax payable on the current period's taxable income based on the applicable income tax rate adjusted by changes in deferred tax assets and liabilities attributable to temporary differences and to unused tax losses.

The Group's liability for current tax is calculated using the Indian tax rates and laws that have been enacted by the reporting date. The Group periodically evaluates positions taken in the tax returns with respect to situations in which applicable tax regulations are subject to interpretations and provisions where appropriate.

Deferred income tax is provided in full, using the liability method on temporary differences arising between the tax bases of assets and liabilities and their carrying amount in the consolidated financial statements. Deferred income tax is determined using tax rates (and laws) that have been enacted or substantially enacted by the end of the reporting period and are expected to apply when the related deferred income tax assets is realised or the deferred income tax liability is settled.

Deferred tax assets are recognised for all deductible temporary differences and unused tax losses, only if, it is probable that future taxable amounts will be available to utilise those temporary differences and losses.

Deferred tax assets and liabilities are offset when there is a legally enforceable right to offset current tax assets and current tax liabilities and when the deferred tax balances relate to the same taxation authority. Current tax assets and tax liabilities are offset where the Group has a legally enforceable right to offset and intends either to settle on a net basis, or to realize the asset and settle the liability simultaneously.

Current and deferred tax is recognised in the Statement of Profit and Loss, except to the extent that it relates to items recognised in other comprehensive income or directly in equity. In this case, the tax is also recognised in other comprehensive income or directly in equity, respectively.

Minimum Alternate Tax (MAT) credit is recognised as deferred tax asset only when and to the extent there is convincing evidence that the Group will pay normal income tax during the specified period. Such asset is reviewed at each Balance Sheet date and the carrying amount of the MAT credit asset is written down to the extent there is no longer a convincing evidence to the effect that the Group will pay normal income tax during the specified period.

(k) Provisions and Contingencies

Provisions

A provision is recognised when the Group has a present obligation (legal or constructive) as a result of past event, it is probable that an outflow of resources embodying economic benefits will be required to settle the obligation and a reliable estimate can be made of the amount of the obligation. These estimates are reviewed at each reporting date and adjusted to reflect the current best estimates.

If the effect of the time value of money is material, provisions are discounted using a current pre-tax rate that reflects, when appropriate, the risks specific to the liability. When discounting is used, the increase in the provision due to the passage of time is recognised as a finance cost.

Contingent Liabilities and Contingent Assets

A contingent liability is a possible obligation that arises from past events whose existence will be confirmed by the occurrence or non-occurrence of one or more uncertain future events beyond the control of the Group or a present obligation that is not recognised because it is not probable that an outflow of resources will be required to settle the obligation. A contingent liability also arises in extremely rare cases, where there is a liability that cannot be recognised

because it cannot be measured reliably. The Group does not recognize a contingent liability but discloses its existence in the consolidated financial statements unless the probability of outflow of resources is remote.

Contingent assets are not recognised in the consolidated financial statements. If the inflow of economic benefits is probable, then it is disclosed in the consolidated financial statements.

Provisions, contingent liabilities, contingent assets and commitments are reviewed at each Balance Sheet date.

(l) Employee Benefits

(i) Short-term Obligations

Liabilities for wages and salaries, including non-monetary benefits that are expected to be settled wholly within 12 months after the end of the period in which the employees render the related service are recognised in respect of employees' services up to the end of the reporting period and are measured at the amounts expected to be paid when the liabilities are settled.

(ii) Post-employment Obligations

The Group operates the following post-employment schemes:

- (a) Defined benefit plan (Gratuity), and
- (b) Defined contribution plans such as superannuation scheme, provident fund.

Defined Benefit Plan

The liability or asset recognised in the Balance Sheet in respect of defined benefit gratuity plan is the present value of the defined benefit obligation at the end of the reporting period. The defined benefit obligation is calculated annually on the basis of actuarial valuation using the Projected Unit Credit method.

The present value of the defined benefit obligation is determined by discounting the estimated future cash outflows by reference to market yields at the end of the reporting period on government bonds that have terms approximating to the terms of the related obligation.

The interest cost is calculated by applying the discount rate to the balance of the defined benefit obligation. This cost is included in employee benefits expense in the Statement of Profit and Loss.

Remeasurement gains and losses arising from experience adjustments and changes in actuarial assumptions are recognised in the period in which they occur, directly in other comprehensive income.

Defined Contribution Plans

Defined Contribution Plans such as superannuation scheme, provident fund are charged to the Statement of Profit and Loss as an expense, when an employee renders the related services.

(iii) Other Long-term Employee Benefits

The liabilities for compensated absences that are not expected to be settled wholly within 12 months are measured as the present value of expected future payments to be made in respect of services provided by employees up to the end of the reporting period using the Projected Unit Credit method. Remeasurements as a result of experience adjustments and changes in actuarial assumptions are recognised in the Statement of Profit and Loss.

The obligations are presented as current liabilities in the Balance Sheet if the entity does not have any unconditional right to defer settlement for at least 12 months after the end of the reporting period, regardless of when the actual settlement is expected to occur.

(m) Segment Reporting

Operating segments are reported in a manner consistent with the internal reporting provided to the Chief Operating Decision Maker (CODM). The CODM monitors the operating results of its business segments separately for the purpose of making decision about the resources allocation and performance assessment. The operating segments have been identified on the basis of the nature of products/ services.

Notes to Consolidated Financial Statements for the year ended 31st March, 2018

The Board of Directors of the Company has appointed the Managing Director as the Chief Operating Decision Maker (CODM) who is assessing the financial performance and position of the Group, and makes strategic decisions.

(n) Cash and Cash Equivalents

For the purpose of presentation in the Statement of Cash Flows as well as the Balance Sheet, cash and cash equivalents include cash on hand, demand deposits with banks, other short-term highly liquid investments with original maturities of three months or less that are readily convertible to known amounts of cash and which are subject to an insignificant risk of changes in value.

(o) Earnings per Share (EPS)

Basic earnings per share are computed by dividing the profit / (loss) after tax by the weighted average number of equity shares outstanding during the year. The weighted average number of equity shares outstanding during the year is adjusted for the events for bonus issue, bonus element in a rights issue to existing shareholders, share split and reverse share split (consolidation of shares).

Diluted earnings per share is computed by dividing the profit / (loss) after tax as adjusted for dividend, interest and other charges to expense or income (net off any attributable taxes) relating to the dilutive potential equity shares, by the weighted average number of equity shares considered for deriving basic earnings per share and the weighted average number of equity shares which could have been issued on conversion of all dilutive potential equity shares.

(p) Non-current Assets Held for Sale

The Group classifies non-current assets as held sale if their carrying amounts will be recovered principally through a sale rather than through continuing use. Such non-current assets classified as held for sale are measured at the lower of their carrying amount and fair value less costs to sell. Any expected loss is recognised immediately in the Statement of Profit and Loss.

The criteria for held for sale classification are regarded as met only when the sale is highly probable i.e. an active program to locate a buyer to complete the plan has been initiated and the asset is available for immediate sale in its present condition and the assets must have been actively marketed for sale at a price that is reasonable in relation to its current fair value. Actions required to complete the sale should indicate that it is unlikely that significant changes to that plan to sale these assets will be made. Management must be committed to the sale, which should be expected to qualify for recognition as a completed sale within one year from the date of classification.

PPE and intangible assets once classified as held for sale are not depreciated or amortised. Assets and liabilities classified as held for sale are presented separately as current items in the Balance Sheet.

(q) Dividend Distribution to Equity Shareholders

Dividend distributed to Equity shareholders is recognised as distribution to owners of capital in the Statement of Changes in Equity, in the period in which it is paid. Dividend proposed by the Board of Directors, subject to the approval of shareholders, is disclosed in the notes to consolidated financial statements.

(r) Foreign Currency Transactions

Transactions in foreign currencies are recognised at the prevailing exchange rates on the transaction dates. Realised gains and losses on settlement of foreign currency transactions are recognised in the Statement of Profit and Loss.

Monetary foreign currency assets and liabilities at the year-end are translated at the year-end exchange rates and the resultant exchange differences are recognised in the Statement of Profit and Loss.

(s) Revenue Recognition

Revenue is recognised to the extent that it is probable that the economic benefits will flow to the Group and the revenue can be reliably measured, regardless of when the payment is being made. Revenue is measured at the fair value of the consideration received or receivable net of discounts, returns and rebates taking into account contractually defined terms and excluding taxes or duties collected on behalf of the government.

Sale of Products

Sales are recognised when substantial risk and rewards of ownership are transferred to customer as per the terms of contract. No revenue is recognised if there are significant uncertainties regarding recovery of the amount due, associated costs or the possible return of goods.

Duty Drawback Scheme

Export benefits under Duty Drawback Scheme is estimated and accounted in the year of export.

Interest Income

Interest income is accrued on a time proportion basis, by reference to the principal outstanding and the applicable effective interest rate.

Dividend Income

Dividend income from investments is recognised when the shareholder's rights to receive payment have been established.

Income from Services

Income from services is recognised (net of taxes as applicable) as they are rendered, based on agreement/arrangement with the concerned customers.

(t) Significant Accounting Estimates, Judgements and Assumptions:

The preparation of the consolidated financial statements in conformity with Ind AS requires Management to make judgements, estimates and assumptions that affect the reported amounts of revenues, expenses, assets and liabilities and the accompanying disclosures, and the disclosure of contingent liabilities. Uncertainty about these assumptions and estimates could result in outcomes that require a material adjustment to the carrying amount of assets or liabilities affected in future periods. The estimates and associated assumptions are based on historical experience and various other factors that are believed to be reasonable under the circumstances existing when the consolidated financial statements were prepared. The estimates and underlying assumptions are reviewed on an ongoing basis. Revision to accounting estimates is recognised in the year in which the estimates are revised and in any future year affected.

In the process of applying the Group's accounting policies, Management has made the following judgements which have significant effect on the amounts recognised in the consolidated financial statements:

- i. Useful Lives of Property, Plant and Equipment:** Determination of the estimated useful life of tangible assets and the assessment as to which components of the cost may be capitalised. Useful life of tangible assets is based on the life specified in Schedule II of the Act and also as per Management estimate for certain category of assets. Assumption also needs to be made, when the Group assesses, whether an asset may be capitalised and which components of the cost of the assets may be capitalised.
- ii. Fair Value Measurement of Financial Instruments:** When the fair values of financial assets and financial liabilities recorded in the Balance Sheet cannot be measured based on quoted prices in active markets, their fair value is measured using appropriate valuation techniques. The inputs for these valuations are taken from observable sources where possible, but where this is not feasible, a degree of judgement is required in establishing fair values. Judgements include considerations of various inputs including liquidity risk, credit risk, volatility etc. Changes in assumptions/ judgements about these factors could affect the reported fair value of financial instruments.
- iii. Measurement of Defined Benefit Plan:** The cost of the defined benefit gratuity plan and other post-employment benefits and the present value of the gratuity obligation are determined using actuarial valuations. An actuarial valuation involves making various assumptions that may differ from actual developments in the future. These include the determination of the discount rate, future salary increases and mortality rates. Due to the complexities involved in the valuation and its long term nature, a defined benefit obligation is highly sensitive to changes in these assumptions. All assumptions are reviewed at each reporting date.
- iv. Impairment of Financial Assets:** Trade receivables are stated at their normal value as reduced by appropriate allowances for estimated irrecoverable amounts. Individual trade receivables are written off when Management deems them not collectable. Impairment is made on the expected credit loss model, which is the present value of the cash shortfall over the expected life of the financial assets. The impairment provisions for financial assets are

Notes to Consolidated Financial Statements for the year ended 31st March, 2018

based on assumption about the risk of default and expected loss rates. Judgement in making these assumptions and selecting the inputs to the impairment calculation are based on past history, existing market condition as well as forward looking estimates at the end of each reporting period.

- v. Impairment of Non-financial Assets:** The Group assesses at each reporting date whether there is an indication that an asset may be impaired. If any indication exists, the Group estimates the asset's recoverable amount. An asset's recoverable amount is the higher of an asset's or Cash Generating Units (CGU's) fair value less costs of disposal and its value in use. It is determined for an individual asset, unless the asset does not generate cash inflows that are largely independent of those from other assets or groups of assets. Where the carrying amount of an asset or CGU exceeds its recoverable amount, the asset is considered as impaired and is written down to its recoverable amount.

In assessing value in use, the estimated future cash flows are discounted to their present value using pre-tax discount rate that reflects current market assessments of the time value of money and the risks specific to the asset. In determining fair value less costs of disposal, recent market transactions are taken into account, if no such transactions can be identified, an appropriate valuation model is used.

- vi. Contingencies:** Management judgement is required for estimating the possible outflow of resources, if any, in respect of contingencies/ claim/ litigation against the Group as it is not possible to predict the outcome of pending matters with accuracy.

(u) Recent Accounting Developments

On 28th March, 2018, the Ministry of Corporate Affairs (MCA) issued the Companies (Indian Accounting Standards) (Amendments) Rules, 2018, notifying amendments to Ind AS 21, 'The Effects of Changes in Foreign Exchange Rates' and the new standard Ind AS 115, 'Revenue from Contract with Customers'. These amendments are applicable to the Group from 1st April, 2018.

Amendment to Ind AS 21:

On 28th March, 2018, MCA has notified the Companies (Indian Accounting Standards) Amendment Rules, 2018 containing 'Appendix B to Ind AS 21: Foreign currency transactions and advance consideration' which clarifies the date of the transaction for the purpose of determining the exchange rate to use on initial recognition of the related asset, expense or income, when an entity has received or paid advance consideration in a foreign currency. This amendment will come into force from 1st April, 2018.

Standard issued but not yet effective (Ind AS 115):

On 28th March, 2018, the MCA notified the Ind AS 115, Revenue from Contracts with Customers. The core principle of the new standard is that an entity should recognize revenue to depict the transfer of promised goods or services to customers in an amount that reflects the consideration to which the entity expects to be entitled in exchange for those goods or services. Further the new standard requires enhanced disclosures about the nature, amount, timing and uncertainty of revenue and cash flows arising from the entity's contracts with customers.

The effective date for adoption of Ind AS 115 is financial periods beginning on or after 1st April, 2018. The Group will adopt this standard using the cumulative catch up transition method effective April 1, 2018 and accordingly, the comparative for year ended March 31, 2018 will not be retrospectively adjusted.

The Group is in process of evaluating the impact due to above changes in accounting principles. However, based on preliminary assessment, there will not be any material impact on the consolidated financial position and performance of the Group.

Note 2 : Property, Plant and Equipment (PPE) and Intangible Assets

Particulars	Gross Block			Accumulated Depreciation and Amortisation		Net Block
	Balance as on 01/04/2017	Additions	Deletion / Adjustments	Balance as on 01/04/2017	Deletion / Adjustments	
Property, Plant and Equipment *						
Land - Leasehold	7,096.50	62.60	-	114.40	96.08	6,948.62
Buildings	13,247.33	256.09	-	464.57	548.09	12,490.76
Plant and Machinery	32,149.89	630.50	3.64	1,239.57	1,539.61	29,998.11
Computer	15.17	1.49	-	5.87	4.99	5.80
Furniture, Fixture and Office Equipments	173.36	6.40	-	31.39	25.56	122.81
Motor Vehicles	242.25	-	0.34	241.91	34.03	173.60
Total - Property, Plant and Equipment	52,924.50	957.08	3.98	1,890.16	2,248.36	49,739.70
Intangible Assets						
Computer Software	216.71	29.11	-	32.43	-	177.76
Total - Intangible Assets	216.71	29.11	-	32.43	-	177.76
Grand Total	53,141.21	986.19	3.98	1,922.59	2,283.99	49,917.46

* Charged against borrowings of the Company (Refer Note no. 16 and 20)

Note 2 : Property, Plant and Equipment (PPE) and Intangible Assets (Year ended 31st March, 2017)

Particulars	Gross Block			Accumulated Depreciation and Amortisation		Net Block
	Balance as on 01/04/2016	Additions	Deletion / Adjustments	Balance as on 01/04/2016	Deletion / Adjustments	
Property, Plant and Equipment *						
Land - Leasehold	6,862.59	233.91	-	-	114.40	6,982.10
Buildings	7,836.15	5,411.18	-	-	464.57	12,782.76
Plant and Machinery	15,326.29	16,829.23	5.63	-	1,239.71	30,910.32
Computer	11.08	4.09	-	-	5.87	9.30
Furniture, Fixture and Office Equipments	26.66	146.70	-	-	31.39	141.97
Motor Vehicles	242.25	-	-	-	34.36	207.89
Total - Property, Plant and Equipment	30,305.02	22,625.11	5.63	-	1,890.30	51,034.34
Intangible Assets						
Computer Software	180.09	36.62	-	-	32.43	184.28
Total - Intangible Assets	180.09	36.62	-	-	32.43	184.28
Grand Total	30,485.11	22,661.73	5.63	-	1,922.73	51,218.62

* Charged against borrowings of the Company (Refer Note no. 16 and 20)

The Company has elected to use the exemption available under Ind AS 101 to continue the carrying value of all of its PPE as recognised in the financial statements as at the date of transition to Ind AS, measured as per Previous GAAP and treat the same as its deemed cost as at the date of transition to Ind AS.

Particulars	Gross Block at Deemed Cost as at 1st April, 2016						Net Block
	Land - Leasehold	Buildings	Plant and Machinery	Computer	Furniture, Fixture and Office Equipments	Motor Vehicles	
Balance as at 31st March, 2016 as per Previous GAAP	6,862.59	7,867.80	14,362.27	11.08	26.66	242.25	180.09
Ind AS Adjustments (Refer Note no. 34)	-	(31.65)	964.02	-	-	-	-
Balance as of 1st April, 2016 as per Ind AS	6,862.59	7,836.15	15,326.29	11.08	26.66	242.25	180.09

* The previous GAAP figures have been reclassified to confirm to Ind AS presentation requirements for the purpose of this note.

Notes to Consolidated Financial Statements for the year ended 31st March, 2018

	31.03.2018 ₹ in lakhs	31.03.2017 ₹ in lakhs	01.04.2016 ₹ in lakhs
Note 3 : Investments in Joint Ventures			
Investments in Equity Instruments (Unquoted - Accounted for under Equity Method)			
Morarjee Castiglioni (India) Pvt.Ltd. 10,00,000 (10,00,000 as at 31st March, 2017, 10,00,000 as at 1st April, 2016)	59.49	63.15	65.82
Equity Shares of ₹10 each fully paid-up Just Textiles Ltd. (Refer Notes below) 7,95,560 (7,95,560 as at 31st March, 2017, 7,95,560 as at 1st April, 2016)	465.33	456.01	429.86
Equity Shares of ₹100 each fully paid-up fully paid up)	<u>524.82</u>	<u>519.16</u>	<u>495.68</u>
Aggregate Amount of Quoted Investments	-	-	-
Aggregate Amount of Unquoted Investments	524.82	519.16	495.68
Aggregate Amount of Impairment in Value of Investments	-	-	-
i) The Company had classified the investment as current under the Previous GAAP, on account of intention to sell. However, the said investment has been reclassified to non-current, as it does not meet the criteria laid down under Ind AS 105 "Non-current Assets Held for Sale", for classification as 'Held for Sale'.			
ii) The Company has elected to treat fair value at the date of transition to Ind AS as deemed cost of the investment and the said deemed cost will be carrying value for subsequent measurement less impairment if any.			
	31.03.2018 ₹ in lakhs	31.03.2017 ₹ in lakhs	01.04.2016 ₹ in lakhs
Note 4 : Non-current Financial Assets - Investments			
a) Investments in Equity Instruments (Unquoted at Fair Value through other comprehensive income)			
Saraswat Bank 2,500 (2,500 as at 31st March, 2017, 2,500 as at 1st April, 2016)	0.25	0.25	0.25
Equity Shares of ₹10 each fully paid-up			
b) Investment in Government Securities (Unquoted - (at Amortised Cost)	0.64	0.64	0.64
	<u>0.89</u>	<u>0.89</u>	<u>0.89</u>
Aggregate Amount of Quoted Investments	-	-	-
Aggregate Amount of Unquoted Investments	0.89	0.89	0.89
Aggregate Amount of Impairment in Value of Investments	-	-	-
Note 5 : Loans (Unsecured, considered good)			
Security Deposits	<u>130.86</u>	<u>120.72</u>	<u>110.26</u>
	<u>130.86</u>	<u>120.72</u>	<u>110.26</u>
Note 6 : Other Non-current Assets			
Capital Advances	-	52.12	1,852.69
Deposits with Government Authorities	<u>68.74</u>	<u>117.31</u>	<u>126.81</u>
	<u>68.74</u>	<u>169.43</u>	<u>1,979.50</u>
Note 7 : Non-current Tax Assets			
Advance Tax	<u>42.61</u>	<u>42.65</u>	<u>42.21</u>
	<u>42.61</u>	<u>42.65</u>	<u>42.21</u>
Note 8 : Inventories			
Raw materials	829.88	1,188.60	1,453.88
Work-In- Progress	5,253.66	4,277.36	3,534.37
Finished Goods *	3,965.80	4,179.77	3,177.41
Consumable , Stores, spares..etc	<u>350.03</u>	<u>296.44</u>	<u>440.00</u>
	<u>10,399.37</u>	<u>9,942.17</u>	<u>8,605.66</u>
*[Includes Stock-in-Transit of ₹ 1,548.36 lakhs ₹ 2,026.90 lakhs as at 31st March, 2017, ₹ 1,306.36 lakhs as at 1st April, 2016]			
Note 9 : Trade Receivables (Unsecured, unless stated otherwise)			
(For dues from related parties refer Note no. 48)			
Considered Good	5,365.37	6,050.09	6,985.44
Considered Doubtful	397.00	307.00	76.00
Provision for Doubtful Debts	<u>(397.00)</u>	<u>(307.00)</u>	<u>(76.00)</u>
	<u>5,365.37</u>	<u>6,050.09</u>	<u>6,985.44</u>

	31.03.2018 ₹ in lakhs	31.03.2017 ₹ in lakhs	01.04.2016 ₹ in lakhs
Note 10 : Cash and Cash Equivalents			
Cash in hand	6.07	5.33	19.73
Balances with Banks in Current Accounts	219.15	52.00	32.17
	<u>225.22</u>	<u>57.33</u>	<u>51.90</u>
Note 11 : Bank Balances other than Cash & Cash Equivalents			
Balances in Dividend Accounts	20.89	17.54	14.09
Balances with Banks in Fixed Deposits (includes Margin Money with Bank)	313.66	62.05	759.04
	<u>334.55</u>	<u>79.59</u>	<u>773.13</u>
Note 12 : Loans (Unsecured, considered good)			
Earnest Money Deposit	1.80	4.00	8.30
Recovery of Excess Remuneration Paid to Directors (Refer Note no. 48)	-	-	8.84
Other Recoverables	29.95	9.13	31.27
	<u>31.75</u>	<u>13.13</u>	<u>48.41</u>
Note 13 : Other Current Assets			
Government Grant Receivable:			
- Capital Subsidy	1,673.45	1,673.45	1,118.80
- Interest Subsidy	1,626.93	1,101.00	215.23
Balances with Government Authorities	2,393.91	2,001.73	751.64
Other Advances	596.95	546.83	403.56
	<u>6,291.24</u>	<u>5,323.01</u>	<u>2,489.23</u>
Note 14 : Equity Share Capital			
Authorised:			
4,50,00,000 (4,50,00,000 as at 31st March, 2017, 4,50,00,000 as at 1st April, 2016)	3,150.00	3,150.00	3,150.00
Equity Shares of ₹ 7/- each	<u>3,150.00</u>	<u>3,150.00</u>	<u>3,150.00</u>
Issued, Subscribed and Paid- up:			
3,63,32,349 (3,63,32,349 as at 31st March, 2017, 3,63,32,349 as at 1st April, 2016)	2,543.26	2,543.26	2,543.26
Equity Shares of ₹ 7/- each fully paid-up	<u>2,543.26</u>	<u>2,543.26</u>	<u>2,543.26</u>
A) The reconciliation of the number and value of equity shares		No. of Shares	₹ in lakhs
Balance as at 1st April, 2016		36,332,349	2,543.26
Movement during the year		-	-
Balance as at 31st March, 2017		36,332,349	2,543.26
Movement during the year		-	-
Balance as at 31st March, 2018		36,332,349	2,543.26
B) Shareholders holding more than 5% of equity shares of the Company			
Ashok Piramal Group Textile Trust through its trustee, Ms. Urvi A. Piramal			
Number of Shares	21,590,112	21,590,112	21,590,112
% of holding	<u>59.42</u>	<u>59.42</u>	<u>59.42</u>
C) Terms / rights attached to Equity Shares			
Each equity share of Company has a par value of ₹ 7/- as at 31st March, 2018 (₹7/- as at 31st March, 2017, ₹ 7/- as at 1st April, 2016). Each holder of equity share is entitled to one vote per share. All shares rank pari passu with regard to dividend and repayment of capital. In the event of liquidation, the equity shareholders are eligible to receive the remaining assets of the Company after distribution of all preferential amounts, in proportion to their shareholding.			
	31.03.2018 ₹ in lakhs	31.03.2017 ₹ in lakhs	
Note 15 : Other Equity			
a) General Reserve			
Opening balance	5,627.91	5,627.91	
Movement during the year	-	-	
Closing balance (a)	<u>5,627.91</u>	<u>5,627.91</u>	
b) Retained Earnings			
Opening balance	3,181.58	2,605.39	
Profit for the year	46.15	1,203.22	
Other Comprehensive Income for the year	(18.88)	(14.83)	
(Remeasurement of Defined Benefit Obligation- Net of tax)			
Dividend and Distribution Tax thereon	<u>(612.20)</u>	<u>(612.20)</u>	
Closing balance (b)	<u>2,596.65</u>	<u>3,181.58</u>	
Total (a+ b)	<u>8,224.56</u>	<u>8,809.49</u>	

Notes to Consolidated Financial Statements for the year ended 31st March, 2018

Nature and Purpose of Reserve:

a) General Reserve

General Reserve has been created on account of the Schemes of Amalgamation, Demerger and Capital Restructuring carried out in the past and transfer of net profit before declaring dividend, pursuant to the earlier provisions of the Companies Act, 1956. Such transfer of net profit to general reserve is not required under the Companies Act, 2013.

b) Retained Earnings

Retained earnings are the profits that the Company has earned till date, less any transfers to general reserve, dividends or other distributions paid to shareholders.

Note 16 : Non-current Financial Liabilities - Borrowings

Particulars	Non Current			Current		
	31.03.2018 ₹ in lakhs	31.03.2017 ₹ in lakhs	01.04.2016 ₹ in lakhs	31.03.2018 ₹ in lakhs	31.03.2017 ₹ in lakhs	01.04.2016 ₹ in lakhs
Secured						
Term Loan from Banks (Refer Sub Note no. A)	12,226.25	23,024.77	20,607.42	3,543.75	5,091.06	675.98
Term Loan from Others (Refer Sub Note no. B)	16.32	38.82	59.14	22.50	20.32	18.35
	12,242.57	23,063.59	20,666.56	3,566.25	5,111.38	694.33
Unsecured						
Term Loan from Bank (Refer Sub Note no. C)	12,586.18	1,060.52	2,560.55	403.72	1,454.48	329.45
Term Loan from Others (Refer Sub Note no. D)	9,085.61	4,231.09	667.34	85.37	-	-
	21,671.79	5,291.61	3,227.89	489.09	1,454.48	329.45
Preference Share Capital (Refer Sub Note no. E)	2,441.61	2,409.73	2,380.48	-	-	-
	36,355.97	30,764.93	26,274.93	4,055.34	6,565.86	1,023.78

Sr. No.	Particulars	31.03.2018 ₹ in lakhs	31.03.2017 ₹ in lakhs	01.04.2016 ₹ in lakhs
A.	Term Loan from Banks (Secured)			
a)	Term Loan 1	-	6,832.84	7,105.49
	Nature of Security: 1st pari passu charge on the Company's movable and immovable tangible fixed assets on Plot no. G2, Butibori, Nagpur, excluding assets specifically charged to other lenders and 2nd pari passu charge on tangible fixed assets on Plot no. G1, Butibori, Nagpur, specifically charged to other lenders. Terms of Repayment: Repayable in: - 16 quarterly instalments as at 31st March, 2017 - 20 quarterly instalments as at 1st April, 2016			
b)	Term Loan 2	-	2,867.51	2,946.20
	Nature of Security: 1st pari passu charge on the Company's movable and immovable tangible fixed assets on Plot no. G2, Butibori, Nagpur, excluding assets specifically charged to other lenders and 2nd pari passu charge on tangible fixed assets on Plot no. G1, Butibori, Nagpur, specifically charged to other lenders. Terms of Repayment: Repayable in: - 21 quarterly instalments as at 31st March, 2017 - 24 quarterly instalments as at 1st April, 2016, effective from September 2016 This term loan has been fully repaid during the year, before the scheduled maturity			
c)	Term Loan 3	15,721.08	18,341.06	10,749.10
	Nature of Security: 1st pari passu charge on all fixed assets of the Company on Plot no. G1 and assets on plot no. G2, Butibori, Nagpur finance from term loan and Mortgage charge over the land at Plot no. G1. 2nd pari passu charge on land, buildings and plant and machinery at Plot no. G2 and all current assets of the Company. Terms of Repayment: Repayable in: - 18 quarterly instalments as at 31st March, 2018 - 22 quarterly instalments as at 31st March, 2017 effective from 31st May, 2017 - 22 quarterly instalments as at 1st April, 2016 effective from 31st May, 2017			

Sr. No.	Particulars	31.03.2018 ₹ in lakhs	31.03.2017 ₹ in lakhs	01.04.2016 ₹ in lakhs
d)	Term Loan 4 and 5 Nature of Security: Secured by specific (exclusive) charge on the Company's movable fixed assets being financed. Terms of Repayment: Repayable in: - 25 Monthly instalments as at 31st March, 2018 (₹ 36.68 lakhs) - 37 Monthly instalments as at 31st March, 2017 (₹ 51.89 lakhs) - 49 Monthly instalments as at 1st April, 2016 (₹ 65.67 lakhs) Repayable in: - 13 Monthly instalments as at 31st March, 2018 (₹ 12.24 lakhs) - 25 Monthly instalments as at 31st March, 2017 (₹ 22.53 lakhs) - 37 Monthly instalments as at 1st April, 2016 (₹ 31.82 lakhs)	48.92	74.42	97.49
e)	Term Loan 6 Nature of Security: Secured by specific exclusive charge on the movable fixed assets purchased through the said loan and 2nd pari passu charge on current assets viz. Raw Materials, Stock-in-Process, Finished Goods, both present and future, of the Company's plant at Butibori, Nagpur. Terms of Repayment: Repayable in 7 monthly instalments as at 1st April, 2016 Current Maturities of above loans Subtotal [Term Loan from Banks (Secured)]	- <u>(3,543.75)</u> 12,226.25	- <u>(5,091.06)</u> 23,024.77	385.12 <u>(675.98)</u> 20,607.42
B.	Term Loan from Others (Secured) Nature of Security: Secured by specific (exclusive) charge on the Company's movable fixed assets being financed. Terms of Repayment: Repayable in: - 20 Monthly instalments as at 31st March, 2018 - 32 Monthly instalments as at 31st March, 2017 - 44 Monthly instalments as at 1st April, 2016 Current Maturities of above loan Subtotal [Term Loan from Others (Secured)]	38.82 <u>(22.50)</u> 16.32	59.14 <u>(20.32)</u> 38.82	77.49 <u>18.35</u> 59.14
C.	Term Loan from Banks (Unsecured)			
a)	Term Loan 1 The Company is in the process of creating security for the above loan as per details given below: 1st pari passu charge on all fixed assets of the Company, both present and future and 2nd pari passu charge on all current assets of the Company, both present and future. Terms of Repayment: Repayable in 28 quarterly instalments as at 31st March, 2018, effective from 30th June, 2018	12,989.90	-	-
b)	Term Loan 2 Secured by personal guarantee of the Chairperson (Promoter Director). Terms of Repayment: Repayable in: - 7 quarterly instalments as at 31st March, 2017 - 8 quarterly instalments as at 1st April, 2016 This term loan has been fully repaid during the year, before the scheduled maturity Current Maturities above loans Subtotal [Term Loan from Banks (Unsecured)]	- <u>(403.72)</u> 12,586.18	2,515.00 <u>(1,454.48)</u> 1,060.52	2,890.00 <u>(329.45)</u> 2,560.55
D.	Term Loan from Others (Unsecured)			
a)	Term Loan 1 The Company is in the process of creating security for the above loan as per details given below: 1st pari passu charge on all fixed assets of the Company, both present and future and 2nd pari passu charge on all current assets of the Company, both present and future. Terms of Repayment: Repayable in 28 quarterly instalments as at 31st March, 2018, effective from 30th June, 2018	2,945.73	-	-

Notes to Consolidated Financial Statements for the year ended 31st March, 2018

Sr. No.	Particulars	31.03.2018 ₹ in lakhs	31.03.2017 ₹ in lakhs	01.04.2016 ₹ in lakhs
b)	Term Loan 2 and 3	6,225.25	4,231.09	667.34
	Terms of Repayment:			
	Repayable in:			
	- 17 quarterly instalments as at 31st March, 2018 effective from 30th April, 2020			
	- 20 quarterly instalments as at 31st March, 2017 effective from 30th June, 2018			
	- 20 quarterly instalments as at 1st April, 2016 effective from 30th June, 2018			
	Current Maturities of above loans	(85.37)	-	-
	Subtotal [Term Loan from Others (Unsecured)]	9,085.61	4,231.09	667.34
E.	Details of Preference Shares			
	Authorised :			
	25,00,000 (25,00,000 as at 31st March, 2017, 25,00,000 as at 1st April, 2016)	2,500.00	2,500.00	2,500.00
	Redeemable Cumulative Non-convertible Preference Shares of ₹ 100/- each			
		2,500.00	2,500.00	2,500.00
	Issued, Subscribed and Paid- up:			
	10,00,000 (10,00,000 as at 31st March, 2017, 10,00,000 as at 1st April, 2016)	941.61	909.73	880.48
	5% Redeemable Cumulative Non-convertible Preference Shares of ₹100/- each			
	15,00,000 (15,00,000 as at 31st March, 2017, 15,00,000 as at 1st April, 2016)	1,500.00	1,500.00	1,500.00
	9% Redeemable Cumulative Non-convertible Preference Shares of ₹100/- each			
		2,441.61	2,409.73	2,380.48
i)	The reconciliation of the number and value of preference shares		No. of Shares	₹ in lakhs
a)	5% Preference Shares			
	Balance as at 1st April, 2016		1,000,000	880.48
	Movement during the year (Unwinding based on Effective Interest Rate)		-	29.25
	Balance as at 31st March, 2017		1,000,000	909.73
	Movement during the year (Unwinding based on Effective Interest Rate)		-	31.88
	Balance as at 31st March, 2018		1,000,000	941.61
b)	9% Preference Shares			
	Balance as at 1st April, 2016		1,500,000	1,500.00
	Movement during the year		-	-
	Balance as at 31st March, 2017		1,500,000	1,500.00
	Movement during the year		-	-
	Balance as at 31st March, 2018		1,500,000	1,500.00
ii)	Shareholders holding more than 5% of Preference Shares of the Company			
	Ashok Piramal Group Textile Trust through its trustee, Ms. Urvi A. Piramal			
	Number of Shares	2,500,000	2,500,000	2,500,000
	% of holding	100	100	100
iii)	Terms / rights attached to Preference Shares			
	5% Redeemable Cumulative Non-convertible Preference Shares of ₹100/- each, are redeemable anytime between 15th November, 2014 and 15th November, 2019 at the option of the Company.			
	9% Redeemable Cumulative Non-convertible Preference Shares of ₹100/- each, are redeemable anytime between 4th June, 2017 and 3rd December, 2020 after period of 18 months from the date of its renewal i.e. 3rd December, 2015, at the option of the Trust.			
	The holders of Preference Shares shall not have any right to vote in any manner before the Company at any meeting, except on resolutions placed before the Company at any meeting, which directly affects their rights.			
	The effective interest rate on the above is in the range from 9% to 14.15% per annum.			

Particulars	31.03.2018 ₹ in lakhs	31.03.2017 ₹ in lakhs	01.04.2016 ₹ in lakhs
Note 17 : Non-current Provisions			
Employees Benefits (Refer Note no. 35)	477.15	329.76	283.17
Note 18 : Deferred Tax Liability (Net)			
(Refer Note No. 36 for components of and movement in deferred tax)			
Deferred Tax Liability	7,178.34	7,014.92	4,285.92
Deferred Tax Asset	(6,918.16)	(6,663.17)	(3,400.17)
	260.18	351.75	885.75
Note 19 : Other Non-current Liabilities			
Deferred Income (Government Grant)	2,418.77	2,528.56	1,054.92
	2,418.77	2,528.56	1,054.92

Particulars	31.03.2018 ₹ in lakhs	31.03.2017 ₹ in lakhs	01.04.2016 ₹ in lakhs
Note 20 : Current Financial Liabilities - Borrowings (Repayable on demand)			
Secured			
Cash Credit / Packing Credit from Banks **	5,816.11	7,493.22	7,094.96
Unsecured			
Bodies Corporate	122.86	169.26	145.93
Short Term Working Capital Loan from Bank	2,500.00	1,500.00	-
Cash Credit / Packing Credit / Buyers' Credit from Banks	3,262.47	3,579.74	2,795.74
	<u>11,701.44</u>	<u>12,742.22</u>	<u>10,036.63</u>
** Secured by way of hypothecation of / 1st pari passu charge on Current Assets of the Company viz. raw materials, stock-in-process, finished goods, consumables, store and spares, book debts, both present and future and secured by 2nd pari passu charge on the Company's tangible fixed assets, both present and future.			
The effective interest rate on the above loans is in the range from 10.20% to 14.85 % per annum.			
Note 21 : Trade Payables			
Due to Micro and Small Enterprises (Refer Note no. 40)	74.90	56.67	51.03
Due to Others *	6,144.98	7,785.75	7,583.13
* Includes bills accepted ₹ 611.32 lakhs (₹ 416.72 lakhs as at 31st March, 2017, ₹ 225.16 lakhs as at 1st April, 2016)			
	<u>6,219.88</u>	<u>7,842.42</u>	<u>7,634.16</u>
Note 22 : Other Current Financial Liabilities			
Current Maturities of Non-current Borrowings (Refer Note no. 16)	4,055.34	6,565.86	1,023.78
Trade Deposits	73.37	68.47	54.07
Interest Accrued on borrowings	403.41	456.00	364.63
Unclaimed Dividend	20.89	17.54	14.09
	<u>4,553.01</u>	<u>7,107.87</u>	<u>1,456.57</u>
Note 23 : Other Current Liabilities			
Advances from Customers	174.50	173.83	125.69
Deferred Income (Government Grants)	109.78	109.78	44.72
Statutory Liabilities	104.82	95.50	145.96
	<u>389.10</u>	<u>379.11</u>	<u>316.37</u>
Note 24 : Current Provisions			
Employees Benefits (Refer Note no. 35)	71.41	141.27	122.83
	<u>71.41</u>	<u>141.27</u>	<u>122.83</u>
Note 25 : Current Tax Liabilities (Net)			
Provision for Tax (Net of Advance Tax)	118.15	324.75	159.23
	<u>118.15</u>	<u>324.75</u>	<u>159.23</u>
		31.03.2018 ₹ in lakhs	31.03.2017 ₹ in lakhs
Note 26 : Revenue from Operations			
Revenue from Sale of Products		34,659.37	36,766.99
Other Operating Income		1,453.95	1,000.51
		<u>36,113.32</u>	<u>37,767.50</u>
Note 27 : Other Income			
Gain on Foreign Exchange Fluctuation		311.72	333.83
Amortisation of Government Grant		109.78	88.87
Interest Income		45.54	51.98
Rent		0.24	0.24
Dividend on Non-current Investments		-	0.06
Sundry Balances Written back		129.81	-
Liquidated Damages		-	240.77
Profit on Sale of Property, Plant and Equipment		6.27	2.70
Miscellaneous Income		34.23	-
		<u>637.59</u>	<u>718.45</u>

Notes to Consolidated Financial Statements for the year ended 31st March, 2018

	31.03.2018 ₹ in lakhs	31.03.2017 ₹ in lakhs
Note 28 : Cost of Materials Consumed		
Opening Stock (Raw Materials)	1,188.60	1,453.88
Purchases	10,265.39	12,731.11
Closing Stock (Raw Materials)	829.88	1,188.60
	<u>10,624.11</u>	<u>12,996.39</u>
Note 29 : Changes in Inventories of Work-in-Progress and Finished Goods		
Opening Stock		
Work in Progress	4,277.36	3,534.37
Finished Goods	4,179.77	3,177.41
	<u>8,457.13</u>	<u>6,711.78</u>
Closing Stock		
Work in Progress	5,253.66	4,277.36
Finished Goods	3,965.80	4,179.77
	<u>9,219.46</u>	<u>8,457.13</u>
Excise Duty on (Increase) / Decrease of Finished Goods	244.44	(62.90)
Changes in inventories	<u>(1,006.77)</u>	<u>(1,682.45)</u>
Note 30 : Manufacturing Expenses		
Power and Fuel	4,237.03	4,729.55
Processing Charges	3,262.76	2,970.41
Dyes and Chemicals	3,253.61	3,645.58
Packing Expenses	467.67	471.01
Stores and Spares	958.35	900.62
Other Consumables	117.46	108.25
Repairs and Maintenance	242.15	308.50
Lease Rent - Machinery	343.16	343.16
Rates, Taxes and Water Charges	298.39	307.66
	<u>13,180.58</u>	<u>13,784.74</u>
Note 31 : Employee Benefits Expense		
Salaries and Wages	3,206.64	2,978.40
Contribution to Provident and Other Funds	202.81	192.37
Staff Welfare Expenses	113.23	112.05
	<u>3,522.68</u>	<u>3,282.82</u>
Note 32 : Administrative, Selling and Other Expenses		
Freight Outward	418.24	417.75
Legal and Professional Expenses	624.02	657.74
Rent	262.74	263.52
Travelling Expenses	202.11	268.11
Commission	353.46	377.64
Remuneration to Auditors (Refer Note no. 39)	20.88	21.38
CSR Expenditure / Donation (Refer Note no. 47)	100.00	60.03
Provision for Doubtful Debts	90.00	231.00
Directors' Sitting fees andn Commission	17.11	40.04
Miscellaneous Expenses	819.34	798.74
	<u>2,907.90</u>	<u>3,135.95</u>
Note 33 : Finance Costs		
Interest (Refer Note no. 49)	4,532.26	3,458.65
Dividend on Redeemable Preference Shares	254.54	251.91
Other Borrowing Costs	352.29	239.12
	<u>5,139.09</u>	<u>3,949.68</u>

34 Transition to Ind AS

As stated in Note no. 1(a)(i), the Company's financial statements for the year ended 31st March, 2018 are the first annual financial statements prepared in compliance with Ind AS.

The adoption of Ind AS was carried out in accordance with Ind AS 101, using 1st April, 2016 as the transition date. Ind AS 101 requires that all Ind AS that are effective for the first Ind AS Financial Statements for the year ended 31st March, 2017, be applied consistently and retrospectively for all fiscal years presented.

All applicable Ind AS have been applied consistently and retrospectively wherever required. The resulting difference between the carrying amounts of the assets and liabilities in the financial statements under both Ind AS and Previous Generally Accepted Accounting Principles (the Previous GAAP) as of the transition date have been recognised directly in equity at the transition date.

In preparing these consolidated financial statements, the Company has availed itself of certain exemptions and exceptions in accordance with Ind AS 101 as explained below:

a Mandatory Exceptions

i Estimates

An entity's estimates in accordance with Ind ASs at the date of transition to Ind AS shall be consistent with estimates made for the same date in accordance with the Previous GAAP (after adjustments to reflect any difference in accounting policies), unless there is objective evidence that those estimates were in error. Ind AS estimates as at 1st April, 2016 are consistent with the estimates as at the same date made in conformity with the Previous GAAP. The Company made estimates for following items in accordance with Ind AS at the transition date as the same was not required under the Previous GAAP:

1. Impairment of financial assets based on Expected Credit Loss (ECL) Model

ii Classification and Measurement of Financial Assets

As per Ind AS 101, the Company has assessed classification and measurement of financial assets on the basis of the facts and circumstances that exist at the date of transition to Ind AS.

b Optional Exemptions from Retrospective Application

i Deemed Cost

The Company has elected to continue with the carrying value of all of its property, plant and equipment and intangible assets recognised as of 1st April, 2016, measured as per the Previous GAAP and use that carrying value as its deemed cost as of the transition date under Ind AS.

ii Designation of Previously Recognised Financial Instruments

The Company has irrevocably designated its investment in Equity Instruments (other than investments in joint ventures) at fair value through other comprehensive income on initial recognition, on the basis of facts and circumstances existing on the date of transition to Ind AS.

Notes to Consolidated Financial Statements for the year ended 31st March, 2018

c Reconciliations

i Reconciliation of the Balance Sheet as at 31st March, 2017 and 1st April, 2016

(₹ in lakhs)									
Particulars	Explanatory Note no.	As at 31.03.2017				As at 01.04.2016			
		Previous GAAP *	Effect of Change in Method of Consolidation under Ind AS **	Other Ind AS Adjustments	Ind AS	Previous GAAP *	Effect of Change in Method of Consolidation under Ind AS **	Other Ind AS Adjustments	Ind AS
ASSETS									
1. Non-current Assets									
a) Property, Plant and Equipment	vi (a)	48,665.58	-	2,368.76	51,034.34	29,372.65	-	932.37	30,305.02
b) Capital Work in Progress	vi (a)	328.60	-	-	328.60	7,045.32	-	(111.61)	6,933.71
c) Intangible Assets		184.28	-	-	184.28	180.09	-	-	180.09
d) Investment in Joint Ventures	vi (b)	-	89.30	429.86	519.16	-	65.82	429.86	495.68
e) Financial Assets									
i) Investments		0.89	-	-	0.89	0.89	-	-	0.89
ii) Loans	vi (c)	145.91	-	(25.19)	120.72	144.11	-	(33.85)	110.26
f) Other Non-current Assets	vi (d)	3,093.90	-	(2,924.47)	169.43	4,630.21	-	(2,650.71)	1,979.50
g) Non-current Tax Assets		44.00	(1.35)	-	42.65	43.56	(1.35)	-	42.21
		52,463.16	87.95	(151.04)	52,400.07	41,416.83	64.47	(1,433.94)	40,047.36
2. Current Assets									
a) Inventories		9,942.17	-	-	9,942.17	8,605.65	-	-	8,605.66
b) Financial Assets									
i) Trade Receivables	vi (e)	6,379.01	(21.92)	(307.00)	6,050.09	7,083.36	(21.92)	(76.00)	6,985.44
ii) Cash and Cash Equivalents		57.54	(0.21)	-	57.33	51.99	(0.09)	-	51.90
iii) Bank Balances other than (ii) above		91.12	(11.53)	-	79.59	783.91	(10.78)	-	773.13
iv) Loans		13.13	-	-	13.13	48.41	-	-	48.41
c) Non-current Assets Held for Sale	vi (b)	795.56	-	(795.56)	-	795.56	-	(795.56)	-
d) Other Current Assets	vi (c), (f)	5,499.96	(28.98)	(147.97)	5,323.01	2,645.37	(32.48)	(123.66)	2,489.22
		22,778.49	(62.64)	(1,250.53)	21,465.32	20,014.25	(65.27)	(995.22)	18,953.76
Total Assets		75,241.65	25.31	(1,401.57)	73,865.39	61,431.08	(0.80)	(2,429.16)	59,001.12
EQUITY AND LIABILITIES									
1. Equity									
a) Equity Share Capital	iv	5,043.26	-	(2,500.00)	2,543.26	5,043.26	-	(2,500.00)	2,543.26
b) Other Equity	iv	10,721.64	26.16	(1,938.31)	8,809.49	9,103.82	-	(870.52)	8,233.30
		15,764.90	26.16	(4,438.31)	11,352.75	14,147.08	-	(3,370.52)	10,776.56
2. Non-current Liabilities									
a) Financial Liabilities									
- Borrowings	vi (k)	28,562.14	-	2,202.79	30,764.93	24,226.88	-	2,048.05	26,274.93
b) Provisions		329.76	-	-	329.76	283.17	-	-	283.17
c) Deferred Tax Liability (Net)	vi (d)	2,277.75	-	(1,926.13)	351.75	2,417.02	-	(1,531.27)	885.75
d) Other Non-current Liabilities	vi (a)	-	-	2,528.56	2,528.56	-	-	1,054.92	1,054.92
		31,169.65	-	2,805.22	33,975.00	26,927.07	-	1,571.70	28,498.77
3. Current Liabilities									
a) Financial Liabilities									
i) Borrowings		12,742.22	-	-	12,742.22	10,036.63	-	-	10,036.63
ii) Trade Payables									
Micro and Small Enterprises		56.67	-	-	56.67	51.03	-	-	51.03
Others	vi (g)	7,765.25	(0.85)	21.35	7,785.75	7,562.58	(0.80)	21.35	7,583.13
iii) Other Financial Liabilities	vi (h)	7,007.48	-	100.39	7,107.87	1,318.12	-	138.45	1,456.57
b) Other Current Liabilities	vi (a)	269.33	-	109.78	379.11	271.65	-	44.72	316.37
c) Provisions	vi (h)	141.27	-	-	141.27	957.69	-	(834.86)	122.83
d) Current Tax Liabilities (Net)		324.75	-	-	324.75	159.23	-	-	159.23
		28,306.97	(0.85)	231.52	28,537.64	20,356.93	(0.80)	(630.34)	19,725.79
Total Equity and Liabilities		75,241.65	25.31	(1,401.57)	73,865.39	61,431.08	(0.80)	(2,429.16)	59,001.12

* The Previous GAAP figures have been reclassified to conform to Ind AS presentation requirements for the purpose of this note.

** On account of change in method of consolidation of joint ventures from Proportionate Consolidation Method under the Previous GAAP to Equity Method under Ind AS.

ii Reconciliation of the Statement of Profit and Loss for the year ended 31st March, 2017

					(₹ in lakhs)
Particulars	Explanatory Note no.	Previous GAAP *	Effect of Change in Method of Consolidation under Ind AS **	Other Ind AS Adjustments	Ind AS
INCOME					
Revenue from Operations	vi (i)	37,894.93	-	(127.43)	37,767.50
Other Income	vi (a), (c)	621.76	(0.83)	97.52	718.45
Total Income		38,516.69	(0.83)	(29.91)	38,485.95
EXPENSES					
Cost of Materials Consumed		12,996.39	-	-	12,996.39
Changes in Inventories of Work-in-Progress and Finished Goods		(1,682.45)	-	-	(1,682.45)
Excise Duty		63.25	-	-	63.25
Manufacturing Expenses		13,784.74	-	-	13,784.74
Employee Benefits Expense	vi (j)	3,308.61	(3.11)	(22.68)	3,282.82
Administrative, Selling and Other Expenses	vi (c), (e), (i)	3,022.85	(0.14)	113.24	3,135.95
Finance Costs	vi (k)	3,595.69	-	353.99	3,949.68
Depreciation and Amortisation Expenses	vi (a)	1,843.18	-	79.55	1,922.73
Total Expenses		36,932.26	(3.25)	524.10	37,453.11
Profit Before Tax		1,584.43	2.42	(554.01)	1,032.84
Tax Expense					
- Current Tax (Minimum Alternate Tax)		379.51	(0.26)	-	379.25
- Deferred Tax (Net of MAT Credit Entitlement)	vi (d)	(518.39)	-	(113.25)	(631.64)
- MAT of earlier periods		105.49	-	-	105.49
Total Tax Expense		(33.39)	(0.26)	(113.25)	(146.90)
Profit before Share of Profit / (Loss) of Joint Ventures		1,617.82	2.68	(440.76)	1,179.74
Share in Profit / (Loss) of Joint Ventures		-	23.48	-	23.48
Profit for the year		1,617.82	26.16	(440.76)	1,203.22
Other Comprehensive Income (Net of Tax)	vi (j)	-	-	14.83	14.83
Total Comprehensive Income for the year		1,617.82	26.16	(455.59)	1,188.39

* The Previous GAAP figures have been reclassified to conform to Ind AS presentation requirements for the purpose of this note.

** On account of change in method of consolidation of joint ventures from Proportionate Consolidation Method under the Previous GAAP to Equity Method under Ind AS.

iii Reconciliation of the Statement of Cash Flows for the year ended 31st March, 2017

					(₹ in lakhs)
Particulars	Explanatory Note no.	Previous GAAP *	Effect of Change in Method of Consolidation under Ind AS **	Other Ind AS Adjustments	Ind AS
Net Cash from operating activities	vi (l)	4,301.27	(0.04)	1,785.73	6,086.96
Net Cash (used in) investing activities	vi (l)	(11,881.04)	(0.09)	(1,624.10)	(13,505.23)
Net Cash generated from (used in) financing activities	vi (l)	7,585.32	0.01	(161.63)	7,423.70
Net Increase (Decrease) in cash and cash equivalents		5.55	(0.12)	-	5.43
Cash and cash equivalents at the beginning of the year		51.99	(0.09)	-	51.90
Cash and cash equivalents at the end of the year		57.54	(0.21)	-	57.33

* The Previous GAAP figures have been reclassified to conform to Ind AS presentation requirements for the purpose of this note.

** On account of change in method of consolidation of joint ventures from Proportionate Consolidation Method under the Previous GAAP to Equity Method under Ind AS.

Notes to Consolidated Financial Statements for the year ended 31st March, 2018

iv Reconciliation of Equity

	(₹ in lakhs)	
Particulars	As at 31.03.2017	As at 01.04.2016
Net Worth as per Previous GAAP	15,764.90	14,147.08
Preference share capital reclassified as borrowings	(2,409.73)	(2,380.48)
Reversal of proposed equity dividend and distribution tax thereon	-	612.20
Unwinding of preference dividend as interest cost	(222.66)	-
Loss on fair valuation of investment in a Joint Venture	(365.70)	(365.70)
Expected credit loss on trade receivables	(307.00)	(76.00)
Depreciation due to carrying value adjustment on account of Government grant and processing fee	(79.55)	-
Government grant amortisation	88.87	-
Deferred tax adjustments	(998.34)	(1,119.44)
Share in Profit of Joint Venture	26.16	-
Others	(144.20)	(41.10)
Equity as per Ind AS	11,352.75	10,776.56

v Reconciliation of Total Comprehensive Income

Particulars	Year ended 31.03.2017 ₹ in lakhs
Profit as per Previous GAAP	1,617.82
Interest on borrowings (including preference share capital) as per EIR	(353.99)
Depreciation due to carrying value adjustment on account of Government grant and processing fee	(79.55)
Expected credit loss on trade receivables	(231.00)
Deferred tax adjustments	113.25
Government grant amortisation	88.87
Share in Profit / (loss) of Joint Ventures	26.15
Others	21.67
Profit as per Ind AS	1,203.22
Remeasurement of defined benefit obligation (Net of deferred tax ₹ 7.85 lakhs)	(14.83)
Total Comprehensive Income as per Ind AS	1,188.39

vi Explanatory Notes

- Processing charges on borrowings (earlier capitalised) ₹ 269.58 lakhs (₹ 278.89 lakhs as at 1st April, 2016) have been accounted for under Ind AS 109 as per Effective Interest Rate (EIR) and Government Grant (earlier reduced from cost of PPE) of ₹ 2,638.34 lakhs (₹ 1099.65 lakhs as at 1st April, 2016) has been accounted for under Ind AS 20 as per Income Approach. As a result, PPE together with Capital Work-in-Progress increased by ₹ 2,368.76 lakhs (₹ 820.76 lakhs as at 1st April, 2016). Unamortised government grant has been carried as a non-current liability of ₹ 2,528.26 lakhs (₹ 1054.92 lakhs as at 1st April, 2016) and a current liability of ₹ 109.78 lakhs (₹ 44.72 lakhs as at 1st April, 2016). The resultant amortisation and incremental depreciation amounted to ₹ 88.87 lakhs and ₹ 79.55 lakhs, respectively.
- The Company had classified the investment as current under the Previous GAAP, on account of intention to sell. However, the said investment has been reclassified to non-current, as it does not meet the criteria laid down under Ind AS 105 "Non-current Assets Held for Sale", for classification as 'Held for Sale'. Investment in this Joint Venture has been fair valued on the transition date, pursuant to optional exemption under Ind AS 101, reducing its carrying value by ₹ 365.70 lakhs.
- Long-term security deposit has been measured at amorised cost, resulting into reduction in its carrying value by ₹ 25.19 lakhs (₹ 33.85 lakhs as at 1st April, 2016). Unwinding effects have been credited as interest income ₹ 8.65 lakhs and corresponding charge of ₹ 9.67 lakhs in selling and other expenses.
- MAT credit entitlement of ₹ 2,924.34 lakhs (₹ 2,650.58 lakhs as at 1st April, 2016) has been reclassified to deferred tax liability. Increase in deferred tax liability on account of transition to Ind AS amounts to ₹ 998.34 lakhs (₹ 1,119.44 lakhs as at 1st April, 2016).

- e The Company recognised provision for doubtful debts as per Expected Credit Loss (ECL) model, amounting to ₹307.00 lakhs (₹ 76.00 lakhs as at 1st April, 2016). Provision for the year ended 31st March, 2017 is ₹ 231.00 lakhs shown under selling and other expenses.
- f Accounting of processing fees on borrowings as per EIR ₹ 172.16 (₹ 157.51 lakhs as at 1st April, 2016) and unamortised prepaid expenses are ₹ 24.19 lakhs (₹ 33.85 lakhs as at 1st April, 2016) in respect of long-term security deposit.
- g Retrospective restatement of provision for expenses as per Ind AS 8.
- h Effect of processing fees to be amortised in respect of current maturities of long-term borrowings as per EIR ₹ 122.27 (₹ 84.21 lakhs as at 1st April, 2016) and preference dividend and distribution tax thereon treated as finance cost ₹ 222.66 lakhs (₹ 222.66 lakhs as at 1st April, 2016). Reversal of equity dividend as recognised under Previous GAAP ₹ 612.20 lakhs as at 1st April, 2016.
- i Incentives to customers ₹ 127.43 lakhs have been reclassified from Selling Expenses to net off with Revenue from Operations.
- j Reclassification of actuarial gain / loss on defined benefit obligation from Employee Benefits Expense to Other Comprehensive Income, of ₹ 22.68 lakhs and deferred tax thereon ₹ 7.85 lakhs.
- k Impact on account of computation of interest on borrowings (including preference share capital) at amortised cost, based on Effective Interest Rate (EIR) Method.
- l Government Grant (earlier reduced from cost of PPE) of ₹ 1,627.56 lakhs for the year ended 31st March, 2017 has been accounted for under Ind AS 20 as per Income Approach and other Ind AS reclassification adjustments.

35 Employee Benefits:

(A) Defined Contribution Plan

Particulars	Year Ended 31.03.2018 ₹ in lakhs	Year Ended 31.03.2017 ₹ in lakhs
Employer's contribution to Provident Fund	159.18	157.19
Employer's contribution to Superannuation Fund	4.65	4.61
Employer's contribution to ESIC	38.98	30.57

(B) Defined Benefit Plan (Gratuity and other Long - term Employee Benefits (Leave Encashment)

The Company provides for gratuity for employees in India as per the payment of Gratuity Act, 1972. Employees who are in continuous service for a period of 5 years are eligible for gratuity. The amount of gratuity payable on retirement / termination is the employees last drawn basic salary per month computed proportionately for 15 days basic salary multiplied for the number of the years of service. The gratuity plan is not funded and payout is done by company on resignation / retirement of employees.

Disclosure as per Valuation Reports of Independent Actuary

a) Change in Define Benefit Obligation

Particulars	Gratuity		Leave Encashment	
	Year Ended 31.03.2018 ₹ in lakhs	Year Ended 31.03.2017 ₹ in lakhs	Year Ended 31.03.2018 ₹ in lakhs	Year Ended 31.03.2017 ₹ in lakhs
Defined benefit obligation at the beginning of the year	359.79	307.76	111.24	98.24
Current service cost	42.38	38.50	23.22	21.46
Interest cost	22.66	20.50	6.56	6.03
Actuarial loss / (gain) due to change in financial assumptions	(10.58)	(19.03)	(2.37)	(4.92)
Actuarial loss / (gain) due to experience adjustments	38.92	41.71	4.11	16.09
Benefits paid	(18.01)	(29.65)	(29.36)	(25.66)
Defined Benefit Obligation at the end of the year	435.16	359.79	113.40	111.24

Notes to Consolidated Financial Statements for the year ended 31st March, 2018

Particulars	Gratuity		Leave Encashment	
	Year Ended 31.03.2018 ₹ in lakhs	Year Ended 31.03.2017 ₹ in lakhs	Year Ended 31.03.2018 ₹ in lakhs	Year Ended 31.03.2017 ₹ in lakhs
b) Expense Recognised in the Statement of Profit & Loss				
Current service cost	42.38	38.50	23.22	21.46
Interest Cost on Defined Benefit Obligation	22.66	20.50	6.56	6.03
Actuarial loss / (gain) due to change in financial assumptions	-	-	(2.37)	(4.92)
Actuarial loss / (gain) due to experience adjustments	-	-	4.11	16.09
Amount recognised in profit or loss	65.04	59.00	31.52	38.66
Actuarial loss / (gain) due to change in financial assumptions	(10.58)	(19.03)	-	-
Actuarial loss / (gain) due to experience adjustments	38.92	41.71	-	-
Amount recognised in OCI	28.34	22.68	-	-
Total amount recognised in the Statement of Profit and Loss	93.38	81.68	31.52	38.66

c) Amount recognised in the Balance Sheet

Particulars	Gratuity			Leave Encashment		
	As at 31.03.2018 ₹ in lakhs	As at 31.03.2017 ₹ in lakhs	As at 01.04.2016 ₹ in lakhs	As at 31.03.2018 ₹ in lakhs	As at 31.03.2017 ₹ in lakhs	As at 01.04.2016 ₹ in lakhs
Present value of Obligation	435.16	359.79	307.76	113.40	111.24	98.24
Fair value of Plan Assets	-	-	-	-	-	-
Amount recognised in Balance Sheet	435.16	359.79	307.76	113.40	111.24	98.24

d) Assumptions

The principal actuarial assumptions used for estimating the Company's defined benefit obligations and other long term employee benefits are set out below:

Particulars	Gratuity		Leave Encashment	
	As at 31.03.2018 ₹ in lakhs	As at 31.03.2017 ₹ in lakhs	As at 31.03.2018 ₹ in lakhs	As at 31.03.2017 ₹ in lakhs
Withdrawal rate	5% at younger ages reducing to 1% at older ages	5% at younger ages reducing to 1% at older ages	5% at younger ages reducing to 1% at older ages	5% at younger ages reducing to 1% at older ages
Normal retirement age	60 years	60 years	60 years	60 years
Discount rate	7.60%	7.30%	7.60%	7.30%
Salary escalation rate	3.50%	3.50%	3.50%	3.50%

e) Sensitivity Analysis

The sensitivity of the defined benefit obligation to change in the weighted key assumptions is:

Particulars	Gratuity		Leave Encashment	
	As at 31.03.2018 ₹ in lakhs	As at 31.03.2017 ₹ in lakhs	As at 31.03.2018 ₹ in lakhs	As at 31.03.2017 ₹ in lakhs
Salary escalation rate + 0.5%	453.73	375.22	117.55	115.23
Salary escalation rate - 0.5%	417.77	345.40	109.50	107.52
Withdrawal rate + 10%	438.17	362.17	114.17	112.02
Withdrawal rate - 10%	432.08	357.34	112.60	110.42
Discount rate + 0.5%	418.19	345.96	109.66	107.66
Discount rate - 0.5%	453.08	374.73	117.41	115.10

A description of methods used for sensitivity analysis and its limitations:

Sensitivity analysis is performed by varying a single parameter while keeping all the other parameters unchanged. Sensitivity analysis fails to focus on the interrelationship between underlying parameters. Hence, the results may vary if two or more variables are changed simultaneously.

The method used does not indicate anything about the likelihood of change in any parameter and the extent of the change if any.

f) Expected cashflows based on past service liability

Particulars	Gratuity		Leave Encashment	
	As at 31.03.2018 ₹ in lakhs	As at 31.03.2017 ₹ in lakhs	As at 31.03.2018 ₹ in lakhs	As at 31.03.2017 ₹ in lakhs
Year 1	58.48	98.52	12.93	42.75
Year 2	86.76	16.39	40.13	4.59
Year 3	16.84	14.06	3.69	4.18
Year 4	19.06	13.93	4.43	3.59
Year 5	27.27	15.60	6.83	4.15
Year 6 to Year 10	144.91	123.03	34.77	34.02

g) Best Estimate of Contribution

Particulars	Gratuity		Leave Encashment	
	As at 31.03.2018 ₹ in lakhs	As at 31.03.2017 ₹ in lakhs	As at 31.03.2018 ₹ in lakhs	As at 31.03.2017 ₹ in lakhs
Best Estimate of Contribution for the Company during the next year	58.48	65.05	32.40	29.78

h) Average outstanding term of obligations as at valuation date is 9.57 years.

Note : Above disclosures with respect to employee benefits have been made to the extent of availability of date, as per actuarial valuation report.

36 Tax Expense**A) Amounts Recognised in Profit or Loss**

Particulars	Year ended 31.03.2018 ₹ in lakhs	Year ended 31.03.2017 ₹ in lakhs
Current Tax (Minimum Alternate Tax)	123.39	379.25
Deferred Tax (Net of MAT Credit Entitlement)	(82.12)	(631.64)
MAT of earlier periods	-	105.49
Total tax expense as per the Statement of Profit and Loss	41.27	(146.90)

B) Amounts Recognised in Profit or Loss

Particulars	Year ended 31.03.2018 ₹ in lakhs	Year ended 31.03.2017 ₹ in lakhs
Profit before tax	81.76	1,032.84
Enacted income tax rate in India applicable to the Company	34.608%	34.608%
Tax using the Company's domestic tax rate	28.30	357.45
Tax effect of:		
Permanent disallowances	135.80	116.35
Effect of tax adjustments of earlier periods	-	105.49
Investment Allowance u/s 32AC of the Income Tax Act, 1961	-	(792.71)
Effect due to tax rate difference	(3.18)	-
Others	(119.64)	66.53
Tax expense as per the Statement of Profit and Loss	41.27	(146.90)
Effective tax rate	50.477%	(14.223)%

Notes to Consolidated Financial Statements for the year ended 31st March, 2018

C) Movement in Deferred Tax Liability

Year ended 31st March, 2018

Particulars	As at 31.03.2017 ₹ in lakhs	Recognised in Profit or Loss ₹ in lakhs	Recognised in OCI ₹ in lakhs	As at 31.03.2018 ₹ in lakhs
Components of deferred tax liabilities related to:				
Property, plant and equipment	6,954.36	201.15	-	7,155.51
Unamortised processing fees on borrowings	60.56	(37.73)	-	22.83
Subtotal (Deferred Tax Liability)	7,014.92	163.42	-	7,178.34
Components of deferred tax assets related to:				
Unamortised Government grant	913.08	(68.95)	-	844.13
Provision for doubtful debts and employment benefits	269.27	36.92	9.46	315.65
Unabsorbed depreciation / business losses carried forward under Income Tax Act, 1961	2,556.48	154.17	-	2,710.65
Mat Credit Entitlement	2,924.34	123.39	-	3,047.73
Subtotal (Deferred Tax Assets)	6,663.17	245.53	9.46	6,918.16
Deferred Tax Liability (Net)	351.75	(82.12)	(9.46)	260.18

Year ended 31st March, 2017

Particulars	As at 01.04.2016 ₹ in lakhs	Recognised in Profit or Loss ₹ in lakhs	Recognised in OCI ₹ in lakhs	As at 31.03.2017 ₹ in lakhs
Components of deferred tax liabilities related to:				
Property, plant and equipment	4,189.40	2,764.96	-	6,954.36
Unamortised processing fees on borrowings	96.52	(35.96)	-	60.56
Subtotal (Deferred Tax Liability)	4,285.92	2,729.00	-	7,014.92
Components of deferred tax assets related to:				
Unamortised Government grant	380.57	532.51	-	913.08
Provision for doubtful debts and employment benefits	140.51	120.91	7.85	269.27
Unabsorbed depreciation / business losses carried forward under Income Tax Act, 1961	228.51	2,327.97	-	2,556.48
Mat Credit Entitlement	2,650.58	273.76	-	2,924.34
Subtotal (Deferred Tax Assets)	3,400.17	3,255.15	7.85	6,663.17
Deferred Tax Liability (Net)	885.75	(526.15)	(7.85)	351.75

37 Reconciliation of Liabilities arising from Financing Activities

Year ended 31st March, 2018

Particulars	As at 31.03.2017 ₹ in lakhs	Cash Movement ₹ in lakhs	Business Acquisition/ Disposals ₹ in lakhs	Foreign Exchange Changes ₹ in lakhs	Fair Value Changes ₹ in lakhs	Others ₹ in lakhs	As at 31.03.2018 ₹ in lakhs
Term loans	34,921.06	2,770.45	-	-	-	278.19	37,969.70
Redeemable preference shares	2,409.73	-	-	-	-	31.88	2,441.61
Short-term borrowings	12,742.22	(1,040.78)	-	-	-	-	11,701.44
Total	50,073.01	1,729.67	-	-	-	310.07	52,112.75

Year ended 31st March, 2017

Particulars	As at 01.04.2016 ₹ in lakhs	Cash Movement ₹ in lakhs	Business Acquisition/ Disposals ₹ in lakhs	Foreign Exchange Changes ₹ in lakhs	Fair Value Changes ₹ in lakhs	Others ₹ in lakhs	As at 31.03.2017 ₹ in lakhs
Term loans	24,918.23	9,915.38	-	-	-	87.45	34,921.06
Redeemable preference shares	2,380.48	-	-	-	-	29.25	2,409.73
Short-term borrowings	10,036.63	2,705.59	-	-	-	-	12,742.22
Total	37,335.34	12,620.97	-	-	-	116.70	50,073.01

These cash movements are included within the following lines in the Statement of Cash Flows:

- Proceeds from Long-term Borrowings
- Repayment of Long-term Borrowings
- Increase/ (Decrease) in Short-term Borrowings

38 Contingent Liability and Commitments

Particulars	As at 31.03.2018 ₹ in lakhs	As at 31.03.2017 ₹ in lakhs	As at 01.04.2016 ₹ in lakhs
A) Contingent Liability			
(i) Exports bill discounting	215.27	-	569.31
(ii) Claims against the Company not acknowledged as debts in respect of:			
Disputed Excise demands	1,281.94	862.12	1,801.11
Disputed Sales Tax demands	178.26	178.26	321.43
Other Matters	1,344.40	1,344.40	1,344.40
B) Commitments			
(i) Bank Guarantees	812.36	963.81	815.28
(ii) Estimated amount of contracts remaining to be executed on capital accounts and not provided	-	55.94	4,803.46
(iii) Open Letters of credit	-	441.79	7,643.75

39 Remuneration to Auditors*

Particulars	Year ended 31.03.2018 ₹ in lakhs	Year ended 31.03.2017 ₹ in lakhs
Audit Fees (including Consolidation and Limited Review Fees)	16.50	16.00
Tax Audit Fees	3.00	3.00
Certification Fees	1.10	2.10
Out of Pocket Expenses	0.28	0.28
Total	20.88	21.38

* Excludes Service Tax / Goods and Services Tax

40 Disclosure under Micro, Small and Medium Enterprises Act, 2006

There are no Micro and Small Enterprises, to whom the Company owes dues, which are outstanding for more than 45 days as at 31st March, 2018. This information as required to be disclosed under the Micro, Small and Medium Enterprises Development Act, 2006 has been determined to the extent such parties have been identified on the basis of information available with the Company.

Particulars	As on 31.03.2018 ₹ in lakhs	As on 31.03.2017 ₹ in lakhs	As on 01.04.2016 ₹ in lakhs
(a) Principal amount and separately the interest due thereon remaining unpaid to any supplier at the end of the financial year	74.90	56.67	51.03
(b) The amount of interest paid u/s 16 of this Act, along with the amounts of payments made to the supplier beyond the appointed day during each accounting year	-	-	-
(c) The amount of interest due and payable for the period of delay in making payment which have been paid but, beyond the appointed day during the year	-	-	-
(d) The amount accrued and remaining unpaid at the end of each accounting period; i.e., principal is paid but interest has remained unpaid	-	-	-
(e) The amount of further interest remaining due and payable even in the succeeding years, until such date when the interest dues as above are actually paid to small enterprise, this is required for the purpose of disallowance as a deductible expenditure	-	-	-

41 Leases

Lease payments recognised in the Statement of Profit and Loss is ₹ 605.90 lakhs (Previous year ₹ 606.68 lakhs)

Future minimum lease rentals payable under non - cancellable operating lease agreements, in respect of assets taken on operating lease:

Particulars	As at 31.03.2018 ₹ in lakhs	As at 31.03.2017 ₹ in lakhs	As at 01.04.2016 ₹ in lakhs
a) Not later than one year	640.39	626.03	583.07
b) Later than one year but not later than five years	904.18	1,519.37	1,440.39
c) Later than five years	-	-	-
Total	1,544.57	2,145.40	2,023.46

General Terms of Lease Rentals:

- Lease rentals are charged on the basis of agreed terms.
- Assets are given on lease for a period ranging between 3 years to 5 years.
- The lease agreements can be renewed on mutually agreed terms with the lessee.

Notes to Consolidated Financial Statements for the year ended 31st March, 2018

42 Interest in Other Entities

A. Details of Entities considered for the Consolidated Financial Statements

Particulars	Country of Incorporation	Principal Activity	As at 31.03.2018	As at 31.03.2017	As at 01.04.2016
Just Textiles Limited (Joint Venture)	India	Processing of fabrics	49%	49%	49%
Morarjee Castiglioni (India) Private Limited (Joint Venture)	India	Trading	50%	50%	50%

B. Summarised Financial Position

Particulars	Just Textiles Limited			Morarjee Castiglioni (India) Private Limited		
	As at 31.03.2018 ₹ in lakhs	As at 31.03.2017 ₹ in lakhs	As at 01.04.2016 ₹ in lakhs	As at 31.03.2018 ₹ in lakhs	As at 31.03.2017 ₹ in lakhs	As at 01.04.2016 ₹ in lakhs
Non-current Assets	1,514.10	1,558.10	1,846.08	38.88	41.54	41.54
Current Assets	2,122.59	2,603.07	2,206.72	81.36	86.42	91.68
Total Assets (A)	3,636.69	4,161.17	4,052.80	120.24	127.96	133.22
Non-current Liabilities	433.76	441.63	444.58	-	-	-
Current liabilities	2,253.29	2,788.93	2,730.96	1.30	1.71	1.61
Total Liabilities (B)	2,687.05	3,230.56	3,175.54	1.30	1.71	1.61
Net Assets (A-B)	949.64	930.61	877.26	118.94	126.25	131.61
The Company's share of net assets * (Carrying amount of interest in Joint Venture)	465.33	456.01	429.86	59.49	63.15	65.82
Contingent Liability	-	0.21	39.18	-	-	-
Commitments	-	-	-	-	-	-

C. Summarised Financial Performance

Particulars	Just Textiles Limited		Morarjee Castiglioni (India) Private Limited	
	Year ended 31.03.2018 ₹ in lakhs	Year ended 31.03.2017 ₹ in lakhs	Year ended 31.03.2018 ₹ in lakhs	Year ended 31.03.2017 ₹ in lakhs
Total Revenue	4,484.37	3,589.31	1.65	1.66
Total Expenses	4,465.36	3,535.94	5.89	6.50
Profit (Loss) before tax	19.01	53.37	(4.24)	(4.84)
Tax Expense	-	-	3.08	0.51
Profit / (Loss) for the year	19.01	53.37	(7.32)	(5.35)
Other Comprehensive Income (OCI)	-	-	-	-
Total Comprehensive Income for the year	19.01	53.37	(7.32)	(5.35)
Company's share in Profit / (Loss)	9.32	26.15	(3.66)	(2.67)
Company's share in OCI	-	-	-	-
Company's share in Total Comprehensive Income	9.32	26.15	(3.66)	(2.67)

D. Movement of Investment accounted for using Equity Method

Particulars	Just Textiles Limited		Morarjee Castiglioni (India) Private Limited	
	Year ended 31.03.2018 ₹ in lakhs	Year ended 31.03.2017 ₹ in lakhs	Year ended 31.03.2018 ₹ in lakhs	Year ended 31.03.2017 ₹ in lakhs
Opening balance	456.01	429.86	63.15	65.82
Share of Profit / (Loss)	9.32	26.15	(3.66)	(2.67)
Closing balance	465.33	456.01	59.48	63.15

E. Additional Information of Consolidated Entities, as required under Schedule III to the Companies Act, 2013

Particulars	Net Asset i.e. total assets minus total liabilities		Share in profit or loss		Share in other comprehensive income		Share in total comprehensive income	
	As % of consolidated net asset	As At 31.03.2018 ₹ in lakhs	As % of consolidated profit or loss	Year ended 31.03.2018 ₹ in lakhs	As % of consolidated OCI	Year ended 31.03.2018 ₹ in lakhs	As % of total comprehensive income	Year ended 31.03.2018 ₹ in lakhs
Parent								
Morarjee Textiles Limited	99.72	10,736.96	87.73	40.49	100.00	(18.88)	79.23	21.61
Indian Joint Ventures								
Just Textiles Limited	4.32	465.33	20.20	9.32	-	-	34.19	9.32
Morarjee Castiglioni (India) Private Limited	0.55	59.49	(7.93)	(3.66)	-	-	(13.42)	(3.66)
Adjustments on account of consolidation	(4.59)	(493.96)	-	-	-	-	-	-
Total	100.00	10,767.82	100.00	46.15	100.00	(18.88)	100.00	27.27

Particulars	Net Asset i.e. total assets minus total liabilities		Share in profit or loss		Share in other comprehensive income		Share in total comprehensive income	
	As % of consolidated net asset	As at 31.03.2017 ₹ in lakhs	As % of consolidated profit or loss	Year ended 31.03.2017 ₹ in lakhs	As % of consolidated OCI	Year ended 31.03.2017 ₹ in lakhs	As % of total comprehensive income	Year ended 31.03.2017 ₹ in lakhs
Parent								
Morarjee Textiles Limited	99.77	11,327.55	98.05	1,179.74	100.00	(14.83)	98.03	1,164.91
Indian Joint Ventures								
Just Textiles Limited	4.02	456.01	2.17	26.15	-	-	2.20	26.15
Morarjee Castiglioni (India) Private Limited	0.56	63.15	(0.22)	(2.67)	-	-	(0.23)	(2.67)
Adjustments on account of consolidation	(4.35)	(493.96)	-	-	-	-	-	-
Total	100.00	11,352.75	100.00	1,203.22	100.00	(14.83)	100.00	1,188.39

Particulars	Net Asset i.e. total assets minus total liabilities	
	As % of consolidated net asset	As at 01.04.2016 ₹ in lakhs
Parent		
Morarjee Textiles Limited	99.98	10,774.84
Indian Joint Ventures		
Just Textiles Limited	3.99	429.86
Morarjee Castiglioni (India) Private Limited	0.61	65.82
Adjustments on account of consolidation	(4.58)	(493.96)
Total	100.00	10,776.56

43 Capital Management

a) Risk Management

The Company's policy is to maintain a strong capital base so as to maintain investor, creditor and market confidence and to sustain future development of the business. Management monitors the return on capital as well as the level of dividends to ordinary shareholders.

The Board of Directors seeks to maintain a balance between the higher returns that might be possible with higher levels of borrowings and the advantages and security afforded by a sound capital position.

The Company monitors capital using a ratio of 'adjusted net debt' to 'adjusted equity'. For this purpose, adjusted net debt is defined as total liabilities, comprising interest-bearing loans and borrowings less cash and cash equivalents.

Notes to Consolidated Financial Statements for the year ended 31st March, 2018

Particulars	As at 31.03.2018 ₹ in lakhs	As at 31.03.2017 ₹ in lakhs	As at 01.04.2016 ₹ in lakhs
Total borrowings	52,112.75	50,073.01	37,335.34
Less : Cash and cash equivalents	225.22	57.33	51.90
Adjusted net debt	51,887.53	50,015.68	37,283.44
Total equity	10,767.82	11,352.72	10,776.56
Less : Hedging reserve	-	-	-
Adjusted equity	10,767.82	11,352.72	10,776.56
Adjusted net debt to adjusted equity ratio	4.82	4.41	3.46

b) Dividend

Particulars	Year ended 31.03.2018 ₹ in lakhs	Year ended 31.03.2017 ₹ in lakhs
Cash dividends on equity shares declared and paid:		
Final dividend for the year ended 31st March, 2017 : ₹ 1.40 per share of face value of ₹ 7 each (₹ 1.40 per share of face value of ₹ 7 each for the year ended 31st March, 2016)	508.65	508.65
Dividend distribution tax on final dividend	103.55	103.55
Total cash outflow on account of dividend and distribution tax thereon	612.20	612.20
Proposed dividends on equity shares:		
Final dividend for the year ended on 31st March, 2018 : ₹ Nil (₹ 1.40 per share of face value of ₹ 7 each for the year ended 31st March, 2017)	-	508.65
Dividend distribution tax on proposed dividend	-	103.55
Total proposed dividend and distribution tax thereon	-	612.20

44 Financial Risk Management

Risk Management Framework

The Company's Board of Directors has overall responsibility for the establishment and oversight of the Company's risk management framework. The Company's risk management policies are established to identify and analyse the risks faced by the Company, to set appropriate risk limits and controls and to monitor risks and adherence to limits. Risk management policies and systems are reviewed regularly to reflect changes in market conditions and the Company's activities. The Company, through its training and management standards and procedures, aims to maintain a disciplined and constructive control environment in which all employees understand their roles and obligations.

A. Credit risk

Credit risk arises from the possibility that the counter party may not be able to settle their obligations as agreed. To manage this, the Company periodically assesses financial reliability of customers and other counter parties, taking into account the financial condition, current economic trends, and analysis of historical bad debts and ageing of financial assets. Individual risk limits are set and periodically reviewed on the basis of such information.

The Company considers the probability of default upon initial recognition of asset and whether there has been a significant increase in credit risk on an ongoing basis through each reporting period. To assess whether there is a significant increase in credit risk, the Company compares the risk of default occurring on asset as at the reporting date with the risk of default as at the date of initial recognition.

The Company measures the expected credit loss of trade receivables from individual customers based on historical trend, industry practices and the business environment in which the entity operates. Loss rates are based on actual credit loss experience and past trends.

i Trade Receivables

a) Ageing

Particulars	As at 31.03.2018 ₹ in lakhs	As at 31.03.2017 ₹ in lakhs	As at 01.04.2016 ₹ in lakhs
0-180 days	4,802.81	6,053.84	6,824.34
More than 180 days	959.56	303.25	237.10
Gross trade receivables	5,762.37	6,357.09	7,061.44
Provision for doubtful debts	397.00	307.00	76.00
Total	5,365.37	6,050.09	6,985.44

Financial Assets are considered to be of good quality and there is no significant increase in credit risk.

b) Movement in provisions of doubtful debts

Particulars	Year ended 31.03.2018 ₹ in lakhs	Year ended 31.03.2017 ₹ in lakhs
Opening provision	307.00	76.00
Add:- Additional provision made	90.00	231.00
Less:- Amount write off	-	-
Less:- Provision reversed	-	-
Closing provisions	397.00	307.00

ii Investments other than Investments in Joint Ventures

There is investment of ₹ 0.89 lakh (₹ 0.89 lakh as at 31st March, 2017 and 1st April, 2016) and no impairment has been recognised on such investments.

iii Cash and Bank Balances

The Company held cash and bank balance with credit worthy banks of ₹ 559.77 lakhs at March 31, 2018 (March 31, 2017 ₹ 136.92 lakhs, April 1, 2016 ₹ 825.03 lakhs). The credit risk on cash and cash equivalents is limited as the Company generally invests in deposits with banks where credit risk is largely perceived to be extremely insignificant.

iv Loans

No impairment in respect of loans was necessary during the current as well as prior years.

B. Liquidity Risk

Liquidity risk is the risk that the Company will encounter difficulty in meeting the obligations associated with its financial liabilities that are settled by delivering cash or another financial asset. The Company's approach to managing liquidity is to ensure, as far as possible, that it will have sufficient liquidity to meet its liabilities when they are due, under both normal and stressed conditions, without incurring unacceptable losses or risking damage to the Company's reputation.

Management monitors rolling forecasts of the Company's liquidity position on the basis of expected cash flows. The Company manages its liquidity risk by preparing cash flow projections to monitor liquidity requirements. In addition, the Company monitors the Balance Sheet liquidity ratios against internal and external regulatory requirements and maintains debt financing plans.

Maturity Pattern of Financial Liabilities

The following are the remaining contractual maturities of financial liabilities at the reporting date. The amounts are gross and undiscounted, and include contractual interest payments.

As at 31st March, 2018

Particulars	Carrying Amount ₹ in lakhs	0-1 years ₹ in lakhs	1-5 years ₹ in lakhs	Beyond 5 years ₹ in lakhs	Total ₹ in lakhs
Long-term borrowings (including current maturities of long-term debt)	40411.31	4,198.71	29,903.76	6,981.09	41,083.56
Short-term borrowings	11,701.44	11,701.44	-	-	11,701.44
Interest accrued on borrowings	403.41	403.41	-	-	403.41
Trade payables	6,219.88	6,219.88	-	-	6,219.88
Other current financial liabilities	94.26	94.26	-	-	94.26

As at 31st March, 2017

Particulars	Carrying Amount ₹ in lakhs	0-1 years ₹ in lakhs	1-5 years ₹ in lakhs	Beyond 5 years ₹ in lakhs	Total ₹ in lakhs
Long-term borrowings (including current maturities of long-term debt)	37,330.79	6,688.12	28,898.06	2,194.00	37,780.18
Short-term borrowings	12,742.22	12,742.22	-	-	12,742.22
Interest accrued on borrowings	456.00	456.00	-	-	456.00
Trade payables	7,842.42	7,842.42	-	-	7,842.42
Other current financial liabilities	86.01	86.01	-	-	86.01

Notes to Consolidated Financial Statements for the year ended 31st March, 2018

As at 1st April, 2016

Particulars	Carrying Amount ₹ in lakhs	0-1 years ₹ in lakhs	1-5 years ₹ in lakhs	Beyond 5 years ₹ in lakhs	Total ₹ in lakhs
Long-term borrowings (including current maturities of long-term debt)	27,298.71	1,108.00	22,552.06	4,174.73	27,834.79
Short-term borrowings	10,036.63	10,036.63	-	-	10,036.63
Interest accrued on borrowings	364.63	364.63	-	-	364.63
Trade payables	7,634.16	7,634.16	-	-	7,634.16
Other current financial liabilities	68.16	68.16	-	-	68.16

C Market Risk

Market risk is the risk of loss of future earnings, fair values or future cash flows that may result from a change in the price of a financial instrument. The value of a financial instrument may change as a result of changes in the interest rates, foreign currency exchange rates, equity prices and other market changes that affect market risk sensitive instruments. Market risk is attributable to all market risk sensitive financial instruments including investments and deposits, foreign currency receivables, payables and loans and borrowings.

i Currency Risk

The Company operates internationally and portion of the business is transacted in several currencies and consequently the Company is exposed to foreign exchange risk through its sales to overseas customers and purchases from overseas suppliers in various foreign currencies. Foreign currency exchange rate exposure is partly balanced by purchasing of goods in the respective currencies.

(a) Derivative Instruments

Particulars	(Foreign currency in lakhs)		
	As at 31.03.2018	As at 31.03.2017	As at 01.04.2016
Forward contracts to sell USD	28.63	64.55	55.00

Derivative financial instruments such as foreign exchange forward contracts are used for hedging purposes and not as trading or speculative instruments.

(b) Foreign Currency Exposures

As at 31st March, 2018

Particulars	(Foreign currency in lakhs)				
	USD	EURO	GBP	CHF	JPY
Trade Receivable	29.87	2.62	-	-	-
Trade payables	2.02	0.20	-	0.07	12.57

As at 31st March, 2017

Particulars	(Foreign currency in lakhs)				
	USD	EURO	GBP	CHF	JPY
Trade Receivable	34.58	3.01	-	-	-
Trade payables	12.95	-	0.08	-	-

As at 1st April, 2016

Particulars	(Foreign currency in lakhs)				
	USD	EURO	GBP	CHF	JPY
Trade Receivable	35.40	2.41	-	-	-
Trade payables	10.70	-	-	-	0.32

(c) Details of Hedged and Unhedged Foreign Currency Exposure

As at 31st March, 2018

Particulars	(Foreign currency in lakhs)				
	USD	EURO	GBP	CHF	JPY
Trade Receivables	29.87	2.62	-	-	-
Less: Foreign currency forward contracts (Sell)	28.63	-	-	-	-
Unhedged Receivable	1.24	2.62	-	-	-
Trade Payable	2.02	0.20	-	0.07	12.57
Less: Foreign currency forward contracts (Buy)	-	-	-	-	-
Unhedged Payable	2.02	0.20	-	0.07	12.57

As at 31st March, 2017

(Foreign currency in lakhs)

Particulars	USD	EURO	GBP	CHF	JPY
Trade Receivables	34.58	3.01	-	-	-
Less: Foreign currency forward contracts (Sell)*	34.58	-	-	-	-
Unhedged Receivable	-	3.01	-	-	-
Trade Payable	12.95	-	0.08	-	-
Less: Foreign currency forward contracts (Buy)	-	-	-	-	-
Unhedged Payable	12.95	-	0.08	-	-

As at 1st April, 2016

(Foreign currency in lakhs)

Particulars	USD	EURO	GBP	CHF	JPY
Trade Receivables	35.40	2.41	-	-	-
Less: Foreign currency forward contracts (Sell)*	35.40	-	-	-	-
Unhedged Receivable	-	2.41	-	-	-
Trade Payable	10.70	-	-	-	0.32
Less: Foreign currency forward contracts (Buy)	-	-	-	-	-
Unhedged Payable	10.70	-	-	-	0.32

* Lower of outstanding foreign currency exposure and actual forward contract amount

(d) Foreign Currency Risk Sensitivity

A change of 1% in Foreign currency exchange rate applied on net foreign exposure (i.e. net unhedged payable / receivable) would have following impact on profit before tax

Particulars	Year ended 31.03.2018		Year ended 31.03.2017	
	1% Increase ₹ in lakhs	1% decrease ₹ in lakhs	1% Increase ₹ in lakhs	1% decrease ₹ in lakhs
USD	(0.51)	0.51	(8.42)	8.42
EURO	1.95	(1.95)	2.09	(2.09)
GBP	-	-	(0.07)	0.07
CHF	(0.05)	0.05	-	-
JPY	(0.08)	0.08	-	-
Increase / (decrease) in profit or loss	1.31	(1.31)	(6.40)	6.40

ii Interest rate Risk

Interest rate risk can be either fair value interest rate risk or cash flow interest rate risk. Fair value interest rate risk is the risk of changes in fair values of fixed interest bearing investments because of fluctuations in the interest rates. Cash flow interest rate risk is the risk that the future cash flows of floating interest bearing investments will fluctuate because of fluctuations in the interest rates.

Exposure to Interest Rate Risk

In order to optimise the Company's position with regards to interest income and interest expenses and to manage the interest rate risk, the Company performs a comprehensive corporate interest rate risk management by balancing the proportion of fixed rate and floating rate financial instruments in its total portfolio. According to the Company, interest rate risk exposure is only for floating rate borrowings. The interest rate profile of the Company's interest-bearing financial instruments as reported to the Management of the Company is as follows.

Particulars	As at 31.03.2018 ₹ in lakhs	As at 31.03.2017 ₹ in lakhs	As at 01.04.2016 ₹ in lakhs
Borrowings bearing fixed rate of interest	8,066.77	7,392.64	5,251.74
Borrowings bearing variable rate of interest	44,045.98	42,680.37	32,083.60
Total Borrowings	52,112.75	50,073.01	37,335.34

Interest rate sensitivity**a) Fair Value Sensitivity Analysis for Fixed-rate Instruments**

The Company does not account for any fixed-rate financial assets or financial liabilities at fair value through profit or loss. Therefore, a change in interest rates at the reporting date would not affect profit or loss.

Notes to Consolidated Financial Statements for the year ended 31st March, 2018

b) Cash Flow Sensitivity Analysis for Variable-rate Instruments

A reasonably possible change of 25 basis points in interest rates at the reporting date would have increased / (decreased) equity and profit or loss by the amounts shown below. This analysis assumes that all other variables in particular foreign currency exchange rates remain constant.

A change of 25 bps in interest rates would have following impact on profit before tax

Particulars	Year ended 31.03.2018 ₹ in lakhs	Year ended 31.03.2017 ₹ in lakhs
25 bp decrease	110.11	106.70
25 bp increase	(110.11)	(106.70)

45 Fair Value Measurement

A) Accounting classification and fair values

As at 31st March, 2018

Particulars	FVTPL	FVTOCI	Amortised Cost	Total Carrying Amount	Fair Value
	₹ in lakhs	₹ in lakhs	₹ in lakhs	₹ in lakhs	₹ in lakhs
Non-current Financial Assets					
Investments	-	0.25	0.64	0.89	0.89
Loans	-	-	130.86	130.86	130.86
Total	-	0.25	131.50	131.75	131.75
Current Financial Assets					
Trade receivables	-	-	5,365.37	5,365.37	5,365.37
Cash and cash equivalents	-	-	225.22	225.22	225.22
Other bank balances	-	-	334.55	334.55	334.55
Loans	-	-	31.75	31.75	31.75
Total	-	-	5,956.89	5,956.89	5,956.89
Non-current Financial Liabilities					
Borrowings	-	-	36,355.97	36,355.97	36,355.97
Total	-	-	36,355.97	36,355.97	36,355.97

As at 31st March, 2018

Particulars	FVTPL	FVTOCI	Amortised Cost	Total Carrying Amount	Fair Value
	₹ in lakhs	₹ in lakhs	₹ in lakhs	₹ in lakhs	₹ in lakhs
Current Financial Liabilities					
Borrowings	-	-	11,701.44	11,701.44	11,701.44
Trade payables	-	-	6,219.88	6,219.88	6,219.88
Other financial liabilities	-	-	4,553.01	4,553.01	4,553.01
Total	-	-	22,474.33	22,474.33	22,474.33

As at 31st March, 2017

Particulars	FVTPL	FVTOCI	Amortised Cost	Total Carrying Amount	Fair Value
	₹ in lakhs	₹ in lakhs	₹ in lakhs	₹ in lakhs	₹ in lakhs
Non-current Financial Assets					
Investments	-	0.25	0.64	0.89	0.89
Loans	-	-	120.72	120.72	120.72
Total	-	0.25	121.36	121.61	121.61
Current Financial Assets					
Trade receivables	-	-	6,050.09	6,050.09	6,050.09
Cash and cash equivalents	-	-	57.33	57.33	57.33
Other bank balances	-	-	79.59	79.59	79.59
Loans	-	-	13.13	13.13	13.13
Total	-	-	6,200.14	6,200.14	6,200.14

Particulars	FVTPL	FVTOCI	Amortised Cost	Total Carrying Amount	Fair Value
	₹ in lakhs	₹ in lakhs	₹ in lakhs	₹ in lakhs	₹ in lakhs
Non-current Financial Liabilities					
Borrowings	-	-	30,764.93	30,764.93	30,764.93
Total	-	-	30,764.93	30,764.93	30,764.93
Current Financial Liabilities					
Borrowings	-	-	12,742.22	12,742.22	12,742.22
Trade payables	-	-	7,842.42	7,842.42	7,842.42
Other financial liabilities	-	-	7,107.87	7,107.87	7,107.87
Total	-	-	27,692.51	27,692.51	27,692.51
As at 1st April, 2016					
Particulars	FVTPL	FVTOCI	Amortised Cost	Total Carrying Amount	Fair Value
	₹ in lakhs	₹ in lakhs	₹ in lakhs	₹ in lakhs	₹ in lakhs
Non-current Financial Assets					
Investments	-	0.25	0.64	0.89	0.89
Loans	-	-	110.26	110.26	110.26
Total	-	0.25	110.90	111.15	111.15
Current Financial Assets					
Trade receivables	-	-	6,985.44	6,985.44	6,985.44
Cash and cash equivalents	-	-	51.90	51.90	51.90
Other bank balances	-	-	773.13	773.13	773.13
Loans	-	-	48.41	48.41	48.41
Total	-	-	7,858.88	7,858.88	7,858.88
Non-current Financial Liabilities					
Borrowings	-	-	26,274.93	26,274.93	26,274.93
Total	-	-	26,274.93	26,274.93	26,274.93
Current Financial Liabilities					
Borrowings	-	-	10,036.63	10,036.63	10,036.63
Trade payables	-	-	7,634.16	7,634.16	7,634.16
Other financial liabilities	-	-	1,456.57	1,456.57	1,456.57
Total	-	-	19,127.36	19,127.36	19,127.36

B) Fair Value Hierarchy

Fair values of all financial instruments mentioned in Note no. 45(A) above belong to Level 3 Fair Value Hierarchy.

Carrying amounts of financial instruments such as cash and cash equivalents, other bank balances, trade receivables, loans, borrowings, trade payables and other financial assets and liabilities at 31st March 2018, 31st March 2017 and 1st April 2016 reasonably approximate their respective fair values.

46 Segment Reporting

Based on the "management approach" as defined in Ind AS 108 – Operating Segments, the Chief Operating Decision Maker (CODM) evaluates the Company's performance and allocates resources based on an analysis of various performance indicators of business the segment/s in which the Company operates. The Company is primarily engaged in the business of Textile Products which the Management and CODM recognise as the sole business segment. Hence, disclosure of segment-wise information is not required and accordingly not provided.

47 Corporate Social Responsibility Expenditure (CSR)

Disclosure as required under Section 135 of Companies Act, 2013, read with Companies (Corporate Social Policy) Rules, 2014 is as under:

- Gross amount required to be spent by the Company during the year ₹ 53.93 lakhs (Previous year ₹ 60.03 lakhs)
- CSR expenditure incurred during the year:

Notes to Consolidated Financial Statements for the year ended 31st March, 2018

Particulars	In cash		Yet to be paid in cash	
	Year ended 31.3.2018 ₹ in lakhs	Year ended 31.3.2017 ₹ in lakhs	Year ended 31.3.2018 ₹ in lakhs	Year ended 31.3.2017 ₹ in lakhs
i) On construction/acquisition of any asset	-	-	-	-
ii) On purposes other than (i) above (refer footnote)	100.00	60.03	-	-

The Company undertakes its Corporate Social Responsibility (CSR) activities through Urvi Ashok Piramal Foundation. The foundation operates in areas of health, vocational skill training, environment and education. The Company has contributed ₹ 100.00 lakhs (Previous year ₹ 60.03 lakhs) to the foundation for undertaking CSR activities as defined under CSR rules.

48 Related Party Disclosure

i List of Related Parties

A. Joint Ventures

Morarjee Castiglioni (India) Private Limited
Just Textiles Limited

B. Key Management Personnel

Ms. Urvi A. Piramal - Chairperson
Mr. Harsh A. Piramal - Executive Vice Chairman
Mr. R. K. Rewari - Managing Director
Mr. Mahesh S. Gupta - Director
Mr. Ranjan S. Sanghi - Director
Mr. Shobhan M. Thakore - Director
Mr. Aditya H. Mangaldas - Director
Mr. Ranjan Pant - Director
Lt. Gen. A.K. Singh (Retd.) - Director
Mr. S. C. Kashimpuria - Chief Finance Officer
Mr. Sanjeev Singh Sengar - Company Secretary

C. Enterprises over which Key Management Personnel exercise significant influence with whom transactions were entered into during the year

Peninsula Land Limited
Ashok Piramal Management Corporation Limited
Ashok G. Piramal Trust
Urvi Ashok Piramal Foundation
PMP Auto Components Private Limited
Integra Garments and Textiles Limited
Argento Home Products LLP
Rosewalk Enterprises Limited

ii. Details of Transactions are as follows:

Particulars	Year ended 31.03.2018 (₹ in lakhs)	Year ended 31.03.2017 (₹ in lakhs)
A Sales of Products / Assets		
Joint Ventures		
Just Textiles Limited	7.95	-
Enterprises over which Key Management Personnel exercise significant influence		
Argento Home Products LLP	29.24	37.92
Urvi Ashok Piramal Foundation	-	0.51
B Rent Income		
Enterprises over which Key Management Personnel exercise significant influence		
Integra Garments and Textiles Limited	0.24	0.24

Particulars	Year ended 31.03.2018 (₹ in lakhs)	Year ended 31.03.2017 (₹ in lakhs)
C Charges for Services Rendered		
Enterprises over which Key Management Personnel exercise significant influence		
Ashok Piramal Management Corporation Limited	350.00	375.00
D Remuneration, Sitting Fees and Commission		
Key Management Personnel		
Remuneration		
Mr. Harsh A. Piramal*	144.89	136.92
Mr. R. K. Rewari*	145.11	152.37
Mr. S. C. Kashimpuria	51.36	49.39
Mr. Sanjeev Singh Sengar	17.81	16.40
* Remuneration for FY 2016-17 is net of recovery of excess remuneration paid during FY 2015-16		
Sitting Fees and Commission**		
Ms. Urvi A. Piramal	2.20	8.20
Mr. Mahesh S. Gupta	2.00	6.50
Mr. Ranjan S. Sanghi	2.35	6.20
Mr. Shobhan M. Thakore	3.20	6.20
Mr. Aditya H. Mangaldas	3.20	6.20
Mr. Ranjan Pant	1.00	4.00
Lt. Gen. A .K. Singh (Retd.)	2.75	1.50
** Excludes Service Tax / Goods and Services Tax		
E Rent and Maintenance Expenses		
Enterprises over which Key Management Personnel exercise significant influence		
Peninsula Land Limited	135.60	129.22
PMP Auto Components Private Limited	0.60	0.60
Rosewalk Enterprises Limited	107.65	115.74
F CSR Expenditure		
Enterprises over which Key Management Personnel exercise significant influence		
Urvi Ashok Piramal Foundation	100.00	60.03
G Write-back of Outstandings no longer Payable		
Enterprises over which Key Management Personnel exercise significant influence		
Peninsula Land Limited	16.77	-

Particulars	As at 31.03.2018 ₹ in lakhs	As at 31.03.2017 ₹ in lakhs	As at 01.04.2016 ₹ in lakhs
H Outstanding Balances			
a. Payable			
Joint Ventures			
Morarjee Castiglioni (India) Private Limited	94.08	100.25	108.27
Just Textiles Limited	0.71	0.71	0.71
Enterprises over which Key Management Personnel exercise significant influence			
Peninsula Land Limited	3.02	40.61	24.52
Ashok Piramal Management Corporation Limited	-	118.20	-
PMP Auto Components Private Limited	0.06	0.17	0.11
Rosewalk Enterprises Limited	3.76	4.47	-
* Excludes Service Tax / Goods and Services Tax	-		
b. Receivable			
Key Management Personnel			
Excess remuneration paid during FY 2015-16 recoverable	-	-	8.84
Enterprises over which Key Management Personnel exercise significant influence			
Argento Home Products LLP	-	14.32	6.59

Notes to Consolidated Financial Statements for the year ended 31st March, 2018

49 Interest includes ₹ 37.86 lakhs on payment of advance tax for the financial year 2016-2017 (Previous year ₹ 24.26 lakhs)

50 Earnings Per Share

(₹ in lakhs, unless stated otherwise)

Particulars	Year ended 31.03.2018 ₹ in lakhs	Year ended 31.03.2017 ₹ in lakhs
(a) Profit attributable to Equity shareholders of the Company	46.15	1,203.22
(b) Weighted average number of ordinary shares (No.)	36,332,349	36,332,349
(c) Earnings per share - Basic and Diluted (Rs.)	0.13	3.31
(d) Face value of an equity share (Rs.)	7	7

51 Previous year figures have been regrouped / reclassified wherever necessary to conform to current year's classification.

As per our report of even date.

For Haribhakti & Co. LLP

Chartered Accountants

ICAI FRN : 103523W / W100048

For and on behalf of Board of Directors

Urvi A. Piramal

(DIN 00044954)

Chairperson

Harsh A. Piramal

(DIN 00044972)

Executive Vice Chairman

R. K. Rewari

(DIN 00619240)

Managing Director

Mahesh S. Gupta

(DIN 00046810)

Director

Sumant Sakhardande

Partner

Membership No. 034828

Ranjan Sanghi

(DIN 00275842)

Director

S. C. Kashimpuria

Chief Financial Officer

Sanjeev Singh Sengar

Company Secretary

Mumbai : May 24, 2018

Consolidated Statement of Cash Flows

for the year ended 31st March, 2018

Particulars	31st March, 2018		31st March, 2017	
	₹ in lakhs	₹ in lakhs	₹ in lakhs	₹ in lakhs
A. CASH FLOW FROM OPERATING ACTIVITIES				
Net Profit Before Tax		81.76		1,032.84
Adjustments for :				
Depreciation / Amortisation	2,283.99		1,922.73	
Finance Costs	5,139.09		3,949.68	
(Profit) / Loss on Sale of PPE	(6.27)		(2.70)	
Provision for Doubtful Debts	90.00		231.00	
Deferred Income	(109.78)		(88.87)	
Balances written back	(129.81)		-	
Remeasurement of define beneficial obligation	(28.34)		(22.68)	
Interest Income	(45.54)		(51.98)	
Dividend Income	-		(0.06)	
		7,193.34		5,937.12
Operating Profit Before Working Capital Changes		7,275.10		6,969.96
Adjustments for Changes in Working Capital				
(Increase)/ Decrease in Trade and Other Receivables	181.66		(1,245.26)	
(Increase) /Decrease in Inventories	(457.20)		(1,336.51)	
Increase/(Decrease) in Trade Payables & Other Liabilities	(1,400.32)		1,912.81	
		(1,675.86)		(668.96)
Cash From Operating Activities		5,599.24		6,301.00
Direct Taxes Paid		(329.95)		(214.04)
Net Cash generated from operating activities (A)		5,269.29		6,086.96
B. CASH FLOW FROM INVESTING ACTIVITIES				
Purchase of PPE (Including capital advances)	(605.47)		(14,256.04)	
Proceeds from Sale of PPE	9.63		8.19	
Interest Received	36.11		45.57	
Maturity of / (Investment in) Fixed deposit with Bank	(251.61)		696.99	
Dividend Received	-		0.06	
Net Cash Used in Investing Activities (B)		(811.34)		(13,505.23)
C. CASH FLOW FROM FINANCING ACTIVITIES				
Proceeds from Long Term Borrowings	26,143.48		12,026.30	
Repayment of Long Term Borrowings & Capital Subsidy adjustment	(23,373.03)		(2,110.92)	
Dividend and Dividend Tax Paid	(612.20)		(612.20)	
Increase/ (Decrease) in Short term Borrowings	(1,040.78)		2,705.59	
Interest Paid	(5,407.53)		(4,585.07)	
Net Cash generated from Financing Activities (C)		(4,290.06)		7,423.70
Net Increase / (Decrease) in Cash and Cash Equivalents (A)+(B)+(C)		167.89		5.43
Cash and Cash Equivalents (Refer Note no. 10):-				
- At the beginning of the year		57.33		51.90
- At the end of the year		225.22		57.33

1. The Statement of Cash Flows is prepared in accordance with Ind AS 7 as notified by Ministry of Corporate Affairs.
2. In Part A of the Statement of Cash Flows, figures in brackets indicate deduction made from the net profit for deriving the net cash flow from operating activities. In Part B and Part C, figures in brackets indicate cash outflows.
3. Refer Note no. 37 for reconciliation of liabilities arising from Financing Activities

As per our report of even date.

For **Haribhakti & Co. LLP**

Chartered Accountants

ICAI FRN : 103523W / W100048

Sumant Sakhardande

Partner

Membership No. 034828

Mumbai : May 24, 2018

For and on behalf of Board of Directors

Urvi A. Piramal

(DIN 00044954)

Chairperson

Ranjan Sanghi

(DIN 00275842)

Director

Harsh A. Piramal

(DIN 00044972)

Executive Vice Chairman

S. C. Kashimpuria

Chief Financial Officer

R. K. Rewari

(DIN 00619240)

Managing Director

Sanjeev Singh Sengar

Company Secretary

Mahesh S. Gupta

(DIN 00046810)

Director

FINANCIAL HIGHLIGHTS

₹ in lakhs

Particulars	IND AS		IGAAP		
	2017-18	2016-17	2015-16	2014-15	2013-14
Total Income	36,750.91	38,485.95	33,963.93	36,781.24	39,317.72
Profit / (Loss) Before Depreciation, Interest & Tax	7,504.84	6,905.25	5,614.54	6,100.60	7,581.99
Interest	5,139.09	3,949.68	2,258.51	1,904.81	2,548.91
Cash Profit / (Loss)	2,365.75	2,955.57	3,356.03	4,195.79	5,033.08
Depreciation	2,283.99	1,922.73	995.99	955.84	1,593.58
Profit / (Loss) Before Tax	81.76	1,032.84	2,360.04	3,239.95	3,439.50
Provision for Tax (MAT)*	-	105.49	80.45	—	—
Deferred Tax	41.27	(252.39)	627.97	1,168.35	620.58
Profit for the year	40.49	1,179.74	1,651.62	2,071.60	2,818.92
Other Comprehensive Income (Net of Tax)	(18.88)	(14.83)	-	-	-
Total Comprehensive Income for the year	21.61	1,164.91	1,651.62	2,071.60	2,818.92
Earnings per share (₹)	0.11	3.25	3.93	5.09	7.16
Equity Dividend (%)	-	20%	20%	25%	35%
Book Value per share (₹)**	29.55	31.18	38.93	36.68	33.81

*MAT of earlier period.

The Financials for year 2017-18 and 2016-17 are based on Ind AS whereas the earlier year financials are based on IGAAP (earlier accounting standards)



MORARJEE TEXTILES LIMITED

Regd. Office:

Peninsula Spenta, Mathuradas Mills Compound, Senapati Bapat Marg, Lower Parel, Mumbai - 400 013.
Telephone No.: 022 -66154651 Website: www.morarjee.com email: corporatesecretarial@ashokpiramalgrou.com
CIN : L52322MH1995PLC090643

ATTENDANCE SLIP

(To be presented at the entrance)

I/We hereby record my/our presence at the 23rd Annual General Meeting of the Company held on Monday, 30th July, 2018 at 3:00 p.m. at Hall of Culture, Nehru Centre, Dr. Annie Besant Road, Worli, Mumbai 400018.

Folio No. / Client ID No. / DP ID No.

Number of Shares held : -

Name of the Member:- Signature:-

Name of Proxy holder:- Signature:-

1. Only Member / Proxy holder / can attend the Meeting.
2. Member/ Proxy holder should bring his/her copy of the Annual Report for reference at the Meeting.





MORARJEE TEXTILES LIMITED

Regd. Office:

Peninsula Spenta, Mathuradas Mills Compound, Senapati Bapat Marg, Lower Parel, Mumbai - 400 013.
Telephone No: : 022 -66154651 Website: www.morarjee.com email : corporatesecretarial@ashokpiramalgrou.com
CIN : L52322MH1995PLC090643

PROXY FORM

[Pursuant to section 105(6) of the Companies Act, 2013 and rule 19(3) of the Companies
(Management and Administration) Rules, 2014]

Name of the Member (s):-

Address :-

E-mail id :-

Folio No. / Client ID No. :-.....DP ID No.

I/We, being the member (s) of..... shares of Morarjee Textiles Limited, hereby appoint

1. Name:

Address:

E-mail Id:- Signature:.....or failing him

2. Name:

Address:

E-mail Id:- Signature:.....or failing him

3. Name:

Address:

E-mail Id:- Signature:.....or failing him

As my/our Proxy to attend and vote (on poll) for me/us and on my/our behalf at the 23rd Annual General Meeting of the Company, to be held on Monday, 30th July, 2018 at 3:00 p.m. at Hall of Culture, Nehru Centre, Dr. Annie Besant Road, Worli, Mumbai 400018 and at any adjournment thereof in respect of such resolutions as are indicated below:

1. Ordinary Resolution for the adoption of Stadalone and Consolidated Financial Statements for the year ended 31st March, 2018
2. Ordinary Resolution for appointing a Director in place of Mr. R. K. Rewari, Managing Director, who retires by rotation and being eligible, offers himself for re-appointment.
3. Ordinary Resolution for ratification of the appointment of M/s Haribhakti & Co., LLP as the Statutory Auditors of the Company for a period of 4 years to hold office from the conclusion of this AGM till the conclusion of the 27th AGM and to fix their remuneration
4. Ordinary Resolution for the ratification of remuneration payable to M/s. Phatak Paliwal & Co., Cost Auditors for the Financial Year ended 31st March, 2019
5. Ordinary Resolution for alteration and increase of authorised capital of the Company.
6. Special Resolution for offer, issue and allotment of 10,00,000, 7.5% Cumulative Redeemable Non-Convertible Preference Shares of 100/- each at par aggregating to ₹ 10,00,00,000 for cash on a private placement basis.
7. Special Resolution to approve continuation of the appointment of Mr. Ranjan Sanghi as an Independant Director.

Signed this..... Day of 2018

Signature of shareholder

Signature of Proxy holder(s).....

Please
affix
a revenue
stamp

Note: This form of proxy in order to be effective should be duly completed and deposited at the Registered Office of the Company, not less than 48 hours before the commencement of the Meeting.



New Spinning Unit with State of art technology



Energy Efficient LUWA Humidification Plant to maintain required humidity over looms



MORARJEE TEXTILES LIMITED

Peninsula Spenta, Mathuradas Mills Compound,
Senapati Bapat Marg, Lower Parel, Mumbai - 400013.