MBL

Creating Highways to Success

Date: 1st December 2017

BY ONLINE FILING

The Secretary,
Bombay Stock Exchange Limited,
New Trading Wing,
Rotunda Building,
P J Tower, Dalal Street,
Mumbai-400 001

The Manager,
National Stock Exchange of India Limited,
Exchange Plaza, C-1, Block "G",
5th floor, Bandra Kurla Complex,
Bandra East,
Mumbai-400 051

Sir

Sub: Annual Report 2016-17

Please note that the shareholders of the Company in the Annual General Meeting held on Saturday, 12th November 2017 has approved and adopted the Annual Report for the financial year 2016-2017 (Annual Report).

We are now pursuant to Regulation 34 of Securities and Exchange Board of India (Listing Obligations and Disclosure Requirements) Regulation, 2015, submitting the Annual Report for your reference and records.

Thanking you,
Yours faithfully,
For MBL Infrastructures Ltd

(Anubhav Maheshwari)
Company Secretary

Encl: a/a

MBL Infrastructures Ltd.
CIN-L27109WB1995PLC073700
Corporate Office : Baani Corporate One, 303&308, 3rd Floor, Plot No. 5, Commercial Centre, Jasola, New Delhi-110025 Tel. : +91-11-49593300 - 10, Fax : +91-11-49593320 Email : delhi@mblinfra.com
Regd. Office : "Divine Bliss", 2/3, Judges Court Road, 1st Floor, Kolkata - 700 027. Tel. : +91-33-33411800, Fax : +91-33-33411801, Website : www.mblinfra.com

MBL

Creating Highways to success

MBL Infrastructures Ltd | Annual Report 2016-17

Contents

Corporate Information 2

Directors' Report 3

Management Discussion & Analysis 10

Corporate Governance Report 24

Standalone Auditors' Report 40

Standalone Financial Statement 46

Consolidated Auditors' Report 89

Consolidated Financial Statement 92

Corporate Information

DIRECTORS

Anjanee Kumar Lakhotia
DIN No. 00357695
Chairman & Managing Director

Ashwini Kumar Singh
DIN No. 00365901
Independent Director

Bhagwan Singh Duggal
DIN No. 06634772
Independent Director

Sunita Palita
DIN No.03612793
Independent Director

COMPANY SECRETARY & COMPLIANCE OFFICER

Anubhav Maheshwari

CHIEF FINANCIAL OFFICER

Darshan Singh Negi

AUDITORS

M/s. Agarwal S. Kumar & Associates
21, Hemanta Basu Sarani
3rd Floor, Room No. 306,
'CENTRE POINT', Kolkata – 700 001

REGISTRAR & SHARE TRANSFER AGENT

Link Intime India Pvt. Ltd.
59C, Chowringhee Road, 3rd Floor, Kolkata-700 020

REGISTERED OFFICE

Divine Bliss, 1st Floor, 2/3, Judges Court Road,
Kolkata- 700 027
Phone: 033-3341 1800
Fax:033-3341 1801
E-mail: Kolkata@mblinfra.com

CORPORATE OFFICE

Baani Corporate One Tower
Suite No. 303 & 308, 3rd Floor, Plot No. 5,
Commercial Centre, Jasola, New Delhi-110025
Phone:011-4959 3300, Fax:011-4959 3320
E-mail: delhi@mblinfra.com

BANKERS

Allahabad Bank
Bank of Baroda
Bank of India
Bank of Maharashtra
Corporation Bank
IDBI Bank
Indian Overseas Bank
Oriental Bank of Commerce
Punjab National Bank
Punjab National Bank (International) Limited
State Bank of India
United Bank of India (UK) Ltd.
Vijaya Bank

Directors' Report

To the Members,

Your Directors take pleasure in presenting the Twenty Second Annual Report together with the Company's Audited Financials Statement for the financial year ended 31st March 2017.

Financial Results*

(Rs. in Lakhs)

	Standalone		Consolidated	
	Year ended		Year ended	
	2016-17	2015-16	2016-17	2015-16
Gross Revenue	2,31,286.82	2,33,079.12	2,33,199.34	2,36,294.99
Profit/Loss Before Depreciation and Tax	(10,906.13)	12,471.60	(9,936.96)	14,481.93
Dpreciation & Amortisation	1,777.22	1,723.79	2,721.76	3,315.00
Profit/ Loss Befor Tax	(12,683.35)	10,747.81	(12,658.72)	11,166.93
Provision for Tax (Current & Deferred)	(6,061.24)	2,280.88	(6,054.07)	2,480.96
Profit/Loss After Tax	(6,622.11)	8,466.93	(6,604.65)	8,685.97
Total Comprehensive Income	(6,597.09)	8,467.19	(6,579.63)	8,686.23
Profit/Loss brought forward from Previous Year	13,275.76	10,557.24	14,364.41	11,553.44

*As per "Ind AS"

Review of Operations

During the period under review, the annual turnover of the Company was Rs. 2312.87 crores on Standalone basis and Rs 2331.99 crores on consolidated basis. For the first time the Company has reported a loss of Rs. 65.97 crores vis-a vis profit of Rs. 84.67 crores in previous financial year (standalone) and loss of Rs. 65.80 crores vis-a-vis profit of Rs. 86.86 crores in previous financial year (consolidated). The Company entered into a viscous cycle of liquidity constrain primarily due to delay in working capital appraisal by the lenders, increased interest cost due to increase in the outstanding Fund Based facilities, delay in realization of debtors, increased requirement of funds by the subsidiary companies, elongated working capital cycle, disputes & arbitrations, etc.

The Company was in discussion with Lenders for evaluating various options of debt restructuring. In the meantime, Hon'ble National Company Law Tribunal, Kolkata Bench (NCLT) vide order dated 30th March 2017 initiated corporate insolvency resolution process under Insolvency and Bankruptcy Code, 2016 ("IBC"). There is a moratorium of 180 days extendable by 90 days i.e. till 23rd December 2017. The powers of the Board of the Directors have been suspended and the management of the affairs of the Company is vested with Interim Resolution Professional / Resolution professional ("RP") (w.e.f. 18/05/2017). The members of the Board of Directors are performing their duties under the applicable laws to ensure that the Company operates as a going concern. The Company has initiated legal/arbitration proceedings in respect of most of the long term receivables and expect favourable outcome.

As per the directives of the COC, necessary audits from external agencies have been initiated. The resolution plan under IBC is expected to envisage necessary steps for the restructuring of the Company and in view of the efforts/ measures being initiated, it is expected that the resolution plan acceptable to all the stakeholders should be approved.

Due to losses suffered during the year under review, Mr. Anjanee Kumar Lakhotia, Managing Director of the Company has voluntary foregone his remuneration for the financial year 2016-17. He has further informed that he will not take any remuneration till the approval of the resolution plan by COC.

Business Overview

Our Company is engaged in the execution of various Civil Engineering Projects. The Company provides integrated Engineering, Procurement and Construction (EPC) services for Civil Construction

and Infrastructure sector projects, which can be categorized in the following major segments:

1. Highway Construction
   This is the Primary area of operations of the Company having NHAI, MoRTH and State PWDs/Corporations as the major clients.

2. Road Operations & Maintenance
   Constructed roads and highways require continues operations and maintenance. India possesses second largest road network in the world and the Company has an early mover advantages in the segment.

3. Highway - BOT Projects
   The Company has a fully operational BOT in Madhya Pradesh and the Bikaner-Suratgarh section of NH-15 (km 553/869 of NH-11 to km 173/000 of NH-15 via km 10/630 of NH-15) in the State of Rajasthan is under various stages of construction.

4. Industrial Infrastructure
   The Company has successfully executed some major projects in Industrial Infrastructures Development space across India and continuously seeks to have its presence in this segment.

5. Housing Infrastructure
   The Company is also engaged in the construction of various housing projects and has successfully completed some of the projects awarded to it by various Government agencies. More projects are under various stages of completion.

6. Railway Infrastructure
   Indian Railways have embarked upon a very ambitious modernization and expansion programme and the Company is fully geared to take up challenges and utilize the opportunity presented to it. The Company has executed ROB projects and a project for Delhi Metro Rail Corporation.

7. Water Infrastructure
   The Company proposes to foray into civil engineering projects of Water Infrastructure including construction of ports, harbous/ marine structures. The Company has also executed an MOU with M/s. PIACENTINI CONSTRUIONI ("PIACENTINI"), Italy, for the same.

8. Other Infrastructure Projects
   The Company also forays into urban infrastructure development, construction of flyovers, mining, stone crushing, ready-mix concrete, etc.

All the segments in which Company operates, provide a healthy balance to the operations of the Company and also adequately balance the risks and rewards associated with a infrastructure construction Company.

Integrated Business Model

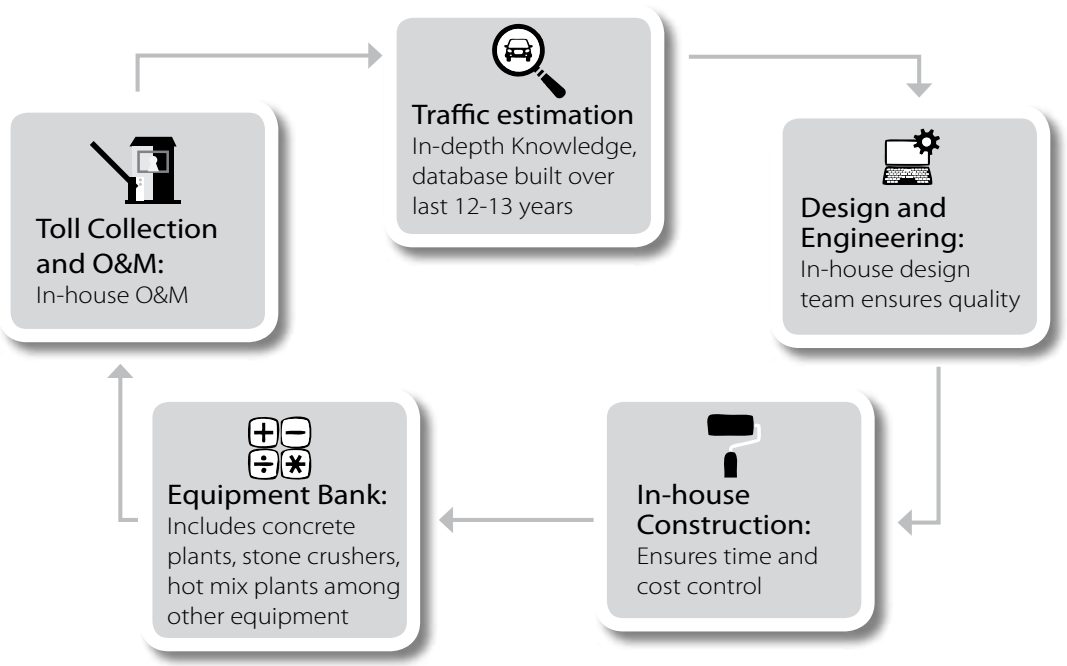

Subsidiary Companies

During the year under review, MBL (GSY) Road Ltd, MBL (CGRG) Road Ltd. and MBL (Udaipur Bypass) Road Ltd. were incorporated as subsidiary companies. Pursuant to Section 129(3) of the Companies Act, 2013 (Act) and Ind AS -110 issued by the ICAI, consolidated financial statements includes financial statement of subsidiary companies. The statement containing salient features of the financial statement of the subsidiaries is enclosed as Annexure 'A'. The Audited accounts of the each subsidiary is placed on the website of the Company www.mblinfra.com and on request a copy of separate financial statement in respect of each subsidiary shall be provided to any shareholder of the Company. These documents are also available for inspection at the registered office of the Company for the period of 21days before the date of AGM.

During the year, the Board of Directors reviewed the affairs of the subsidiaries. Summary of the BOT projects undertaken by the company through its subsidiaries is a under:

Project	SPV/Subsidiary companies	Type	Current Status
Strengthening, Widening, Maintaining and Operating of 18.303 kms Waraseoni-Lalbarra Road in the state of Madhya Pradesh	MBL (MP) Toll Road Company Limited	Toll + Annuity	Operational
Developing and Operation of Bikaner – Suratgarh Section of NH – 15 in the State of Rajasthan	Suratgarh Bikaner Toll Road Company Private Limited	Toll	Work is in Progress

Capital Expenditure

During the year under review, the Company has made additions of Rs. 437.65 Lakhs to its fixed assets on standalone basis and Rs. 10318.19 Lakhs on consolidated basis.

Dividend

In view of the loss, your Directors do not recommend any dividend for the year.

Transfer to Reserves

In view of losses incurred by the Company during the year, no amount has been transferred to the General Reserve.

Changes in the nature of business

There has been no change in the nature of business of the Company during the financial year 2016-17.

Changes in Share Capital

The paid-up Equity Share Capital of the Company as at 31st March, 2017 stood at Rs. 414.54 lakh. During the year under review, there has been no changes in the share capital of the Company.

Management Discussion and Analysis Report

Management Discussion and Analysis Report is enclosed as Annexure 'B' and forms integral part of this Annual Report.

Material Changes and Commitments, if any, affecting the financial position of the Company which have occurred between the end of the financial year of the Company to which the financial statements relate and the date of the report

The Company is under corporate insolvency resolution process under IBC. There has been significant decrease in the level of the operations of the Company on account of non-availability of adequate working capital, non-realization of sales proceeds, limited human resources, viscous cycle, etc.

Extract of Annual Retrun

The details forming part of the extracts of the Annual Report in form MGT-9 as provided under section 92 of the Act is enclosed as Annexure 'C' and forms integral part of this report.

Corporate Governance

Your company has complied with the requirement of Securities and Exchange Board of India (Listing Obligations and Disclosure Requirements) Regulations, 2015 (LODR) relating to Corporate Governance Report (CGR). A report on CG and Auditors Certificate on compliance of conditions as stipulated therein is enclosed as Annexure 'D' and forms integral part of this report.

Number of Meetings of the Board of Directors

During the year 6 (six) Board Meetings were convened and held, details of which are provided in enclosed Corporate Governance Report. The intervening gap between the meetings was within the period prescribed under the Act and LODR.

Directors' Responsibility Statement

Your Directors hereby confirm that:

a) in the preparation of the annual accounts for the year ended 31st March, 2017, the applicable accounting standards had been followed along with proper explanations, wherever required.

b) they have selected such accounting policies and applied them consistently and made judgments and estimates that are reasonable and prudent so as to give a true and fair view of the state of affairs of the Company at the end of the financial year

and of loss of the Company for that period;

c) they have taken proper and sufficient care for the maintenance of adequate accounting records in accordance with the provisions of the Act for safeguarding the assets of the Company and for preventing and detecting fraud and other irregularities;

d) they have prepared the annual accounts on a going concern basis;

e) they have laid down Internal Financial Controls to be followed by the Company and that such Internal Financial Controls were adequate and operating effectively; and

f) they have proper systems to ensure compliance with the provisions of all applicable laws and that such systems are adequate and operating effectively.

Independent Director Declaration

The Company has received declarations from all the Independent Directors of the Company confirming that they meet the criteria of independence as laid down under the Act and LODR.

Corporate Social Responsibility (CSR)

The CSR policy of the Company is in accordance with the requirement of the Companies (CSR policy) Rules, 2014 and is available on company website. www.mblinfra.com .The expenditure on activities undertaken are in accordance to schedule VII of the Act.

The focus areas of the CSR engagements amongst others are promoting healthcare including preventive healthcare and sanitation, ensuring environmental sustainability and measures for reducing inequalities faced by the socially and economically backward groups.

The report on the CSR activities is enclosed as Annexure 'E' and forms integral part of this Report.

Directors

During the year under review, Mr. Kumar Singh Bhagel and Mr. Ram Dayal Modi had ceased to be directors of the Company w.e.f. 15th October, 2016 and 3rd January, 2017 respectively.

All the directors have made necessary disclosures as required under the Act & LODR.

Key Managerial Personnel

In bid to increase the efficiency, the Company tried to recruit and appoint better Chief Financial Officer and Company Secretary, which led to frequent changes during the period under review. Accordingly, Mr. Somesh Kumar Jain, Mr. Ashok Maheshwari and Mr. Anil Kumar Agarwal who were appointed as Chief Financial Officers of the Company on interim basis, had to resign. Mr. Darshan Singh Negi was reinstated as Chief Financial officer of the Company on 14th December, 2016. Ms Shalini Chawla, Mr. Manoj Adukia and Mr. Ravindra Jain who were also appointed as Company Secretary had resigned during the year and Mr. Anubhav Maheshwari was appointed as Company Secretary.

Mr. Anjanee Kumar Lakhotia, Chairman & Managing Director of the Company, retire by rotation at the ensuing Annual General Meeting and being eligible offers himself for re-appointment. The Board recommends his re-appointment for the consideration of Members of the Company at the ensuing Annual General Meeting. The brief resume/profile of Mr Anjanee Kumar Lakhotia is attached with Notice for the ensuing Annual General Meeting.

Auditors

Statutory Auditors

The term of appointment of M/s Agarwal S. Kumar & Associates, Chartered Accountants, (Firm Registration No.322324E) will be concluded from the close of ensuring AGM.

The members of the Board recommend appointment of SARC & Associates, Chartered Accountants, as Statutory Auditors of the Company for a term of consecutive five years from the conclusion of the ensuing Annual General Meeting, subject to approval of the Committee of Creditors under IBC.

The Company has received letter from SARC & Associates, Chartered Accountants, giving their consent to act as Statutory Auditors of the Company and a certificate stating that their appointment would be in compliance with the applicable provisions of the Act read with rules made there under.

They have confirmed that they have subjected themselves to Peer Review, a process of ICAI and they had a valid certificate issued by Peer Review Board of ICAI.

The Auditors report does not contain any qualifications, reservation and adverse remark or disclaimer. The note on financial statement referred in auditors report are self-explanatory and does not call for further comments. There has no fraud report to account or Board of Directors during the period.

Secretarial Auditors

Pursuant to the provisions of Section 204 of the Act and the Companies (Appointment and Remuneration of Managerial Personnel) Rules, 2014, the Board of Directors of the Company had appointed M/s Mehak Gupta & Associates, Practicing Company Secretaries to conduct Secretarial Audit of the Company for the Financial Year 2016-17.

The Secretarial Audit Report is enclosed as Annexure 'F' and forms integral part of this Report.

The Secretarial Auditors report for the FY ended 31/03/17, does not contain any qualification or reservation or adverse remark or disclaimer.

Cost Auditors

The members of the Board of Directors on the recommendation of members of the Audit Committee has appointed M/s Dipak Lal & Associates, Cost Accountant as Cost Auditors of the Company for the Financial Year ended 2017-18 at a remuneration of Rs. 30,000/- (Rupees Thirty Thousand only) plus applicable taxes and reimbursement of out of pocket expenses subject to ratification by Shareholders.

The Cost Audit report for F Y 2015-16 does not contain any qualification or reservation or adverse remark or disclaimer.

Particulars of Loans, Guarantees or Investments Under Section 186

Details of loans, guarantees or investments made under section 186 of the Act are given in the note to the financial statements.

Particulars Of Contract Or Arrangements With Related Parties

The Company's related party transactions ("RPT") are with its subsidiary companies which are entered for synergy of operation, long-term strategy, legal requirements, liquidity and capital requirement of Subsidiary companies.

All contracts/arrangements/transactions entered by the Company with related parties for the year under review were all on arm's length basis and in the ordinary course of business and were approved by the Audit Committee of the Board. Hence, disclosure in form AOC-2 under the Act read with the rules made therein is not required. The Company has not entered into any contract/ arrangement/ transaction which would be considered as material in accordance with the policy of the Company on the materiality of the related party transaction. The details of RPT transactions forms part of the notes to audited financial statement.

None of the transaction with any related parties were in conflict with the Company interest.

The policy on Related Party Transactions as approved by the Board of Directors of the Company may be accessed on the weblink https://www.mblinfra.com/corporategovernance.php.

Significant and Material Orders

During the period under review, Corporate Insolvency Resolution process was initiated by Hon'ble NCLT on 30th March 2017 under IBC. The particulars of the order and as other relevant information are available on the website of the Company i.e. www.mblinfra.com.

The moratorium period under corporate insolvency resolution process under IBC is for a period of 180 days which can be further extended for a period not exceeding 90 days i.e. till 23rd December 2017. In case resolution plan is not approved by or is rejected by Hon'ble NCLT within 23rd December, 2017 it shall pass an order for the liquidation of the Company under IBC. In such an event the Company may not be an ongoing concern and the financial statements have to be recasted.

Further the members attention is drawn to the statement of contingent liabilities, commitments in the note forming part of Financial Statement.

Details of Conservation of Energy, Technology Absorption and Foreign Exchange Earnings and Outgo

i) Conservation of energy is an ongoing process in the Company's activities. As the core activities of the Company are not energy intensive activity, no information is to be furnished regarding Conservation of energy.

ii) The Company has not undertaken any research and development activity for any manufacturing activity nor was any specific technology obtained from any external sources, which needs to be absorbed or adapted.

iii) The particulars of expenditure and earnings in foreign currency are furnished in the notes forming part of the financial statements.

Risk Management

The Company has in place a Risk Management Policy. The details of the identification of the various risk associated with the business of the Company which in the opinion of the Board may threaten existence of the Company is detailed in the enclosed Management Discussion & Analysis Report.

Audit Committee

The Composition, terms of reference and number of meetings of the Audit committee during the period under review is covered in the enclosed Corporate Governance Report.

Performance Evaluation

The evaluation of the Board members was done through structured questionaries' in terms of the Company policy which inter- alia consider attendance of Directors at Board and Committees, performance of specific duties, obligations and governance.

The Independent Directors in their meeting held without the presence of the Managing Director have evaluated the performance of Executive Director and Board as a whole. The Board of Directors expressed their satisfaction on the evaluation process and the performance of all the Directors, the Committees and the Board as a whole.The evaluation of Independent Director was done by the entire board excluding the director being evaluated. On the basis of the performance evaluation report, the members of the Board have determined to continue the term of the Independent Directors.

Particulars of the Employees

The information required pursuant to Section 197 of the Act, read with Rule 5(1) of the Companies (Appointment and Remuneration of Managerial Personnel) Rules, 2014, in respect of employees of the Company is given a separate annexure to this Report. The Reports and Accounts are being sent to Members and other entitled thereto, excluding the information on employee's particulars which is available for inspection by the Members at the Registered Office of the Company during business hours on any working day. If any member is interested in obtaining a copy thereof, such member may write to Company Secretary in this regard.

There are no employees of the Company drawing remuneration as specified in Rule 5(2) of the aforesaid Rules.

Remuneration Policy

The Company has in place Remuneration Policy for Directors, Key Managerial Personnel and Senior Management Personnel to align with the requirement of the Act and LODR. The particulars of the remuneration policy are stated in the enclosed Corporate Governance Report.

Internal Financial Controls with reference to the Financial Statements

The purpose of the internal control is to prevent risk arising in course of operations by adopting appropriate controls and process, especially with regard to conformity with the laws, compliance with the strategy, the quality of accounting and reporting, and the quality of process and protection of assets amongst others.

Your Company has an effective internal control system commensurate to its size, scale and complexities of its operations. M/s D Ghosh & Associates, Chartered Accountants, Internal Auditors of the Company have conducted the Internal Audit in line with the scope formulated, functioning, periodicity and methodology agreed with the Audit Committee. The reports furnished by them are exhaustive and detailed discussion are held from, time to time, on their findings/observation with the Management. The Internal Auditors monitor and evaluate the efficacy and adequacy of the internal control system in the Company, its compliance with operating systems and accounting procedures and policies adopted by it. Based on the reports of the internal audit, process owners undertake corrective action in their respective areas and thereby strengthening the controls. To maintain its objectivity and independence, the Internal Auditors reports to the Chairman of the Audit Committee. The Company has appointed consultants/ professionals to conduct Cost Audit and Secretarial Audit and observations made, if any, are reviewed by the Management periodically and corrective actions, if required, are taken.

Whistle Blower Policy/ Vigil Mechanism

The Company has in place Vigil Mechanism/ Whistle Blower Policy for director and employees to report genuine concerns. The policy is available on the website of the Company www.mblinfra.com and the brief particulars of the establishment of Vigil Mechanism is provided in the enclosed CGR

General

Your director's states that no disclosure or reporting is required in respect of the following as there was no transaction on these items during the year under review.

(i) Details relating to deposits covered under chapter V of the Act;

(ii) No cases or complaints were filed pertaining to policy on prevention of Sexual Harassments.

Acknowledgement

Your Company continues its relentless focus on strengthening competition in all its businesses. It is the endeavor of your Company to deploy resources in a balanced manner so as to secure the interest of the shareholders in the best possible manner in the short, medium and long terms.

Your Directors convey their grateful appreciation for the valuable patronage and co-operation received and goodwill enjoyed by the Company from its esteemed customers, commercial associates, banks, financial institutions, government Authorities, other stakeholders and the media.

Your Directors also wish to place on record their deep sense of appreciation to all the employees at all levels for their commendable team-work, professionalism and enthusiastic contribution towards the working of the Company during the year under review.

Your Directors look forward to the future with hope and conviction.

By Order of the Board

Anjanee Kumar Lakhotia
Chairman & Managing Director
(DIN-00357695)

Place: New Delhi
Dated: 29th May 2017

Annexure A

FORM NO. AOC.1

Statement containing salient features of the financial statement of subsidiaries

(Pursuant to first proviso to sub-section (3) of section 129 read with rule 5 of Companies (Accounts) Rules, 2014)

(Rs. in Lakhs)

1	Sl. No.	1	2	3	4	5	6	7	8	9	10
2	Name of the subsidiary	AAP Infrastructure Ltd.	MBL Highway Development Company Ltd.	MBL (MP) Toll Road Company Ltd.	Suratgarh Bikaner Toll Road Company (P) Ltd.	MBL Projects Ltd.	MBL (MP) Road Nirman Company Ltd.	MBL (Haldia) Toll Road Company Ltd.	MBL (CGRG) Road Limited	MBL (GSY) Road Limited	MBL (UDAIPUR BYPASS) ROAD LIMITED
3	Reporting period for the subsidiary concerned, if different from the holding company's reporting period	Reporting period of Subsidiary and Holding Company are same	Reporting period of Subsidiary and Holding Company are same	Reporting period of Subsidiary and Holding Company are same	Reporting period of Subsidiary and Holding Company are same	Reporting period of Subsidiary and Holding Company are same	Reporting period of Subsidiary and Holding Company are same	Reporting period of Subsidiary and Holding Company are same	Reporting period of Subsidiary and Holding Company are same	Reporting period of Subsidiary and Holding Company are same	Reporting period of Subsidiary and Holding Company are same
4	Reporting currency and Exchange rate as on the last date of the relevant Financial year in the case of foreign subsidiaries.	INR	INR	INR	INR	INR	INR	INR	INR	INR	INR
5	Share capital	1,200.00	5,110.00	1,500.00	17,007.00	2,984.25	3,977.00	7.25	5.00	5.00	5.00
6	Reserves & surplus	1,172.21	-	214.90	-	(17.85)	-	0.14	-	-	(6.08)
7	Total assets	3,957.79	15,317.59	7,964.10	65,995.33	8,827.97	4,612.20	7.54	12.51	12.16	5.00
8	Total Liabilities	3,957.79	15,317.59	7,964.10	65,995.33	8,827.97	4,612.20	7.54	12.51	12.16	5.00
9	Investments		-	-	-	8,825.23	-	-	-	-	
10	Turnover	1,362.79	-	1,152.30	-	330.65	-	0.90	-	-	
11	Profit before taxation	(19.03)	-	46.65	-	(5.06)	-	0.05	-	-	(6.08)
12	Provision for taxation	(6.67)	-	16.13	-	(1.76)	-	0.02	-	-	
13	Profit after taxation	(12.36)	-	30.52	-	(3.30)	-	0.03	-	-	(6.08)
14	Proposed Dividend	-	-	-	-	-	-	-	-	-	
15	% of shareholding*	100.00	100.00	100.00	58.96*	50.10	25.09**	100.00	0.10***	0.10***	0.10***

* 34.29 % of shares are also held by partly owned Subsidiary Company , MBL Projects Ltd.
** 74.91 % of shares are also held by partly owned Subsidiary Company, MBL Projects Ltd.
*** 99.90 % of shares are also held by partly owned Subsidiary Company, MBL Projects Ltd.

Notes: The following information shall be furnished at the end of the statement:

1	Whether the Subsidiary has commenced operations	Yes	No	Yes	No	Yes	No	No	No	No	No
2	Whether the Subsidiary has been liquidated or sold during the year	No	No	No	No	No	No	No	No	No	No

Annexure B

MANAGEMENT DISCUSSION & ANALYSIS

Global Economic Overview

The global uncertainty and slowing economic growth, in the past decade, was characterized by various factors such as the rising trend in protectionism across the world, the productivity growth crisis, the impending shortage of labor in mature economies and skill deficiencies in emerging markets, declining commodity prices, increasing credit projections, and political turmoil in major economies, among others. Despite the decade-long global headwinds staggering the growth of the world economy, there are clear and growing signs that the global economic condition is strengthening, gradually.

The global growth is expected to increase, in the emerging markets and developing economies. There were discerning global changes, such as the exit of the United Kingdom from the European Union, to the election of the American President, Donald Trump, China's slowdown affecting the global economy, etc. Advanced economies, comprising the US, Europe and Japan, with their extended monetary support policy and return to fiscal neutrality fortified a generally-accelerating output.

The increasing significance of the emerging market and developing economies in the recent years have been pivotal in the transformation of the external environment. The factors such as terms of trade, external demand and external financial conditions, allow developing economies to become more integrated in the global economy.

Growth			
	2016	2017(E)	2018 (P)
Global economy	3.2%	3.5%	3.6%
Advanced economies	1.6%	1.9%	2.0%
Emerging market and developing economies	4.1%	4.5%	4.8%

Global economic growth is expected to improve, characterized by the revival in productivity and cyclical upswing. This will surely open avenues for businesses to focus on their own reinvention and digital transformation, thereby strengthening their growth base and sustain long-term structural headwinds that are yet to end. Though the international financial conditions are estimated to remain benign, manufacturing and trade are expected to pick-up its pace in 2017-18.

Indian Economic Overview

In a backdrop of global uncertainty and slowing economic growth, the economic growth of India is expected to continue to emerge as a faster growing major economy in the world.

The acceleration of structural reforms, the move towards a rule-based policy framework and low commodity prices is expected to provide a strong growth impetus and enable the country to perform better, as compared to its peers.

The country's overall outlook remains positive. A moderate higher growth is projected as consumption picks up and government initiatives boost private initiatives. Other major macroeconomic parameters like inflation, fiscal deficit and current account balance have also exhibited distinct signs of improvement. Indian Economy established itself as the world's faster growing major economy, and has emerged as one of the few economies enacting major structural reforms that have strong longer term implications. The construction sector has been under stress.

Industry Structure & Development

A key driver for the Indian economy, the infrastructure sector is highly responsible for propelling India's overall development. The sector also enjoys intense focus from the Government for initiating policies that would ensure time-bound creation of world class infrastructure in the country.

Civil Engineering Projects

Our Company is engaged in the execution of various Civil Engineering Projects. The Company provides integrated Engineering, Procurement and Construction (EPC) services for Civil Construction and Infrastructure sector projects.

1. Highway Construction

In recent years, MBL has executed and commenced a number of praiseworthy projects in the states of West Bengal, Madhya Pradesh, Maharashtra, Assam, Uttar Pradesh, Delhi, Rajasthan, Karnataka, Haryana, Orissa, Andhra Pradesh, Bihar and Uttarakhand.

2. Road Operations & Maintenance

India possesses the second largest road network in the world which amounts to approximately 3.3 Million km., creating a significant opportunity in the area of road maintenance. The Company has

an early mover advantage into this segment. The Company has successfully executed the work of comprehensive maintenance of Ring road & Outer ring road, NCT, New Delhi.

3. Highway - BOT Projects

MBL is currently operating BOT project at Waraseoni – Lalbarra Road through it's subsidiary company MBL (MP) Toll Road Ltd. in the State of Madhya Pradesh and developing Bikaner-Suratgarh section of NH-15 (km 553/869 of NH-11 to km 173/000 of NH-15 via km 10/630 of NH-15) in the State of Rajasthan through its subsidiary company Suratgarh-Bikaner Toll Road Company Private Ltd.

4. Industrial Infrastructure

MBL is also engaged in Industrial Infrastructure Development projects across the country. Pre-incorporation, MBL was a part of the development of Haldia Petrochemicals in the state of West Bengal. The Company was also involved in the expansion of the IISCO Steel Plant in Burnpur (WB) where it constructed the Approach Road, which included Railway Over Bridge connecting the steel plant from the National Highway.

5. Housing Infrastructure

MBL has successfully completed Housing Project at Rajiv Gandhi Thermal Power Project, Khedar-Hissar, Haryana, Group Housing Residential Apartments namely "NBCC Town" on Delhi Saharanpur Highway, Village Khekra, Distt. Baghpat, UP, Construction of Police Station & Residences at Hari Nagar, New Delhi, Mahadev Parisar for MP Housing Board at Bhopal. The Company is currently executing several Housing / Building Projects PAN India.

6. Railway Infrastructure

Indian Railways have embarked upon expansion programme as per Vision Document 2020. Metro Railways are being constructed in major cities all over country.

MBL has completed two Road Under Bridge (RUBs) at Narela & Badli and two Road Over Bridge (ROBs) at Faridabad and Sonepat. MBL is currently executing two ROBs at Sonepat, Haryana.

Work of Kalindi Kunj depot of Delhi Metro Rail Corporation is nearing completion.

7. Civil Engineering Projects of Construction of Ports, Harbour / Marine Structure, Water Supply / Sanitation, Bridges, Viaducts and Elevated Structures

Company is foraying into these works and have executed an MOU with M/s. PIACENTINI COSTRUZIONI ("PIACENTINI)", Italy for the same.

The Company has been awarded the project of Restoration of Saran main canal and its distribution system, Bihar on EPC basis, under Accelerated Irrigation Benefits Programme (AIBP) of Ministry of Water Resources.

8. Other Infrastructure Projects

The Company also forays into urban infrastructure development, flyovers, mining, water supply / sanitation etc. MBL has concrete and bitumen divisions to ensure adequate and timely supply of high quality concrete and bitumen mixes. MBL also has quarrying / mining division to ensure adequate and timely supply of bulk raw material of stone aggregates.

Other Significant Highlights

1. MBL was among the first batch of contractors to be awarded the contracts of prestigious North South East West Corridor by NHAI and was the first to complete the project
2. MBL was amongst the first batch of contractors to be awarded the contract for maintenance of National Highways by NHAI
3. MBL was awarded the first ever contract for comprehensive maintenance of Inner & Outer Ring Road of NCT, New Delhi.
4. MBL has over two decades of experience in executing infrastructure projects (especially of Highways) as Prime Contractor and has established its ability to deliver quality jobs within budget and schedule.
5. Our clientele comprises of NHAI, MoRTH, MPRDC, SAIL, CPWD, DMRC, PWD (NCT New Delhi, Haryana, Rajasthan, Assam, UP, Uttarakhand, West Bengal), RCD (Bihar), HUDA, M.P. Housing Board, NBCC, RITES, Water Resource Department (Bihar), etc.
6. MBL has acumen in sourcing and maintaining supply chain of raw material and achieving benefits of backward integration.
7. MBL has witnessed a Continuous Growth in Bid Capacity and Pre-Qualification Capability.
8. MBL has been prequalified by NHAI for single PPP (BOT & OMT) project up to Rs. 1105.71 crores and for HAM projects upto Rs. 1187.13 crores.
9. Company has a large fleet of sophisticated equipment, including hot mix plants, sensor pavers, tandem rollers, soil compactors, stone crushers, loaders, excavators, tippers, motor graders, concrete batching plants, transit mixers, concrete pumps, dozers, cranes, etc. MBL enters into contracts primarily through a competitive bidding process. It solely executes most of their projects as the prime contractor. To encash upon its experience it also enters into project specific joint ventures. Also as a normal business practice, depending on the business needs, MBL out sources some of its work to subcontractors.
10. MBL is certified for execution of civil engineering projects

under the following categories:-

a) ISO 9001:2008 – in recognition of the Organization's Quality Management System

b) ISO 14001:2004 - in recognition of the Organization's Environment Management System

c) OHSAS 18001:2007 – in recognition of the Organization's Health and Safety Management System

Despite the emerging trends and enormous demand for physical infrastructure, the sector is poised to face significant challenges, as the developers, the financial community and the government grapple with stalled projects, non-performing loans and widening gap between performance and targets. The slowdown in construction activities has adversely affected Engineering, Procurement and Construction (EPC) companies across the country.

Highway Construction, Operation & Maintenance

India has the second largest road network across the world which transports more than 60% of all goods in the country and 85% of India's total passenger traffic. Road transportation has gradually increased over the years with the improvement in connectivity between cities, towns and villages in the country. Cognizant of the need to create an adequate road network to cater to the increased traffic and movement of goods, Government of has earmarked certain portion of the investment for infrastructure to develop the country's roads.

Key Investments/Developments

Government aims to boost corporate investment in roads sector, along with introducing business-friendly strategies that will balance profitability with effective project execution. Some of the key investments and developments in the Indian roads sector are as follows:

- Investment of INR 5 trillion (US$ 74.56 billion) for road, railway and port connectivity projects.
- NHAI plans to invest around US$ 250billion in 240 road projects spanning 50,000 kms over the next five to six years.
- The Ministry of Road Transport and Highways has undertaken development of about 7,000 km of national highways under Bharatmala Pariyojana at an estimated cost of INR 80,000 crore in consultation with state governments.

A total of 6,604 km out of the 15,000 km of target set for national highways in 2016-17 has been constructed by the end of February 2017, according to the Minister of State for Road, Transport & Highways and Government of India. In the Union Budget 2017-18, the Government of India has allotted Rs. 64,000 crores (US$ 9.55 billion) to NHAI for roads and highways and Rs. 27000 crores (US$ 4.03 billion) for PMGSY.

Some of the recent developments are as follows

- The Road Transport and Highways Ministry has invested around INR 3.17 trillion (US$ 47.55 billion), in the past two and a half years for building world class highways.
- The Cabinet Committee on Economic Affairs (CCEA) has authorized the NHAI to monetize 75 publicly funded highway projects of value INR 35,600 crore (US$ 5.34 billion) via toll-operate-transfer (TOT) mode, which will fetch adequate funds to finance road construction of 2,700 km length of roads.
- The Ministry of Road Transport and Highways and NHAI plan to take up 82 highway development projects under the Bharatmala project, which would help in improving connectivity to both major as well as minor ports in the country.
- The Government of India plans to invest INR 3 trillion (US$ 44.73 billion) for developing 35,000km of roads across the country, of which 21,000 km will be economic corridors and 14,000 km will be feeder routes, which is expected to improve freight movement, ease traffic bottlenecks and improve inter-city connectivity in the country.
- The Ministry of Road Transport and Highways plans to set up Land Acquisition (LA) cells across the country, which will work towards resolving issues related to land acquisition and ensure speedy compensation disbursal by the state governments.
- The Ministry of Road Transport and Highways plans to build five more green-field expressways across the country, which are expected to reduce travel time and propel economic growth.

Road Sector

The infrastructure sector has been showing incipient signs of recovery, which is likely to further acquire momentum in the medium term. The road network of the Country aggregrates to 54,72,144 kms comprising of National Highway 1,14,158 kms, State Highway 1,61, 487 kms and other roads 52,07,044 kms.

In continuance to a positive emphasis on enabling infrastructural development, the Government has announced various corrective measures, along increase in allocations for infrastructure over last year. This will definitely have a valuable effect on the economy, thereby, encouraging employment and income-generation opportunities.

The Government, through a series of initiatives, is working on policies to attract significant investor interest. The Indian government plans to develop roads under different programs such as National

Highways Development Project (NHDP), Special Accelerated Road Development Program in North East (SARDP-NE) and Left Wing Extremism (LWE). The government has identified development of 2,000 km of coastal roads to improve the connectivity between ports and remote villages.

Advantage India: Key Strengths and Opportunities

Robust India

The country's road network has significantly improved over the years, thereby, leading to greater connectivity between different cities, towns and villages. Additionally, the growth in automobiles and freight movement commands a better road network in India. An increase in road traffic has led to a rise in the number of 2 and 4 wheelers, propelling this growth, further.

Attractive Opportunities

The Central Government's plan to offer a bonus of 10 per cent of the total project costs to firms that construct and deliver highway projects before deadline, has fast tracked atleast 24 roads and highway projects.

Higher Investments

The Government of India's plans to approve almost 10000 kms of national highway in FY17, combined with the growing participation of the private sector through Public-Private Partnership (PPP) has considerably accelerated the infrastructural growth in this country. Further, the government has given a massive push to infrastructure by allocating US$ 61.8 billion in the Union Budget 2017-18.

Policy support

The road infrastructure has been key government priority with the sector receiving strong budgetary support over the years. Further FDI is allowed under automatic route subject to applicable laws and regulations.

Key catalysts behind increasing demand for roadways:

- Rising income leading to increasing number of vehicle owners
- Growing movement of goods within the country due to economic integration
- Better quality roads makes road travel cheaper and safer
- Increasing roadways leading to greater accessibility between different cities/towns/villages
- Growth in small and medium enterprises in India

Risk Management

Strategic risk

A limited business strategy could affect the Company's ability to capitalise on opportunities in a growing market.

Mitigation

The Company enjoys a rich experience of construction under BOT projects. The Company has executives tracking developments within the industry, allowing the Company to capitalise on emerging opportunities. The Company recently won two HAM projects highlighting the organisation's ability to respond to change. To de-risk from an overt exposure to the road sector, the Company extended into segments like railways, ports, urban infrastructure, industrial infrastructure and inland waterways.

Competition risk

More opportunities have attracted numerous mid-sized players in the infrastructure sector. Increased competition could threaten the Company's growth ambitions.

Mitigation

The Company is considered one of the most reputed entities in the infrastructure sector, with a respectable order book size over the past years.The Company has also garnered the reputation of not having missing project deadlines and ensuring timely completion of projects. This benchmarks the Company as a trusted and reliable partner for new projects. The Company's ability to execute projects across the length and breadth of the county helped the Company emerged as one of the renowned road developers in India. The Company bids for projects with decent EBIDTA margins.

Financial risk

Inadequate financials management might result in the Company's inability to secure funding for projects and to control cost might affect profitability.

Mitigation

The Company has years of experience in the infrastructure sector and has robust financial management which ensures the productivity is maintained along with keeping project costs in check.

Execution risk

Inability to secure projects and successfully execute large projects within project timelines could lead to stalled projects and stuck funds.

Mitigation

The Company always bids for projects within its core competence, which allows it to leverage its technical expertise to achieve timely project execution. It also has a strong order book, ensuring adequate revenue visibility. It also has standalone bitumen, concrete, quarrying and mining divisions which provide raw material security

across projects. Dedicated project management teams regularly monitor project development, leading to timely execution.

Economic risk

Any adverse change in governmental policy could affect the entire industry.

Mitigation

India displayed impressive growth during the year under review to become the fastest growing economy in the world. The Central Government's emphasis on road infrastructure, energy, railways and affordable housing is expected to create numerous opportunities for the Company. The Company has displayed an inherent ability to explore and exploit opportunities presented by the entire infrastructure spectrum.

Industry risk

A downturn in the road sector can potentially impact sustainability.

Mitigation

The road sector enjoys priority in India. The Central Government announced a slew of initiatives to kick-start growth, supported by various policy changes. The Company's presence in all segments of infrastructure development, significantly mitigating this risk.

Business model risk

In new business models like BOT, revenues accrue to the contractor at a later date in the form of user-fees or toll. It is risky if the toll collected is insufficient to compensate the contractor with reasonable profits.

Mitigation

MBL takes due caution before taking up any such project; estimates of toll revenues are made with utmost diligence, considering all practical constraints and realistic view points, so as to arrive at a reasonably accurate figure of future revenues to be earned through collection of user fees. The quality of its project is always maintained at the highest levels, which would attract higher traffic intensity.

Input risk

The availability of the right quality and quantity of resources (raw material and finances) is critical for the timely completion of infrastructure projects. Besides, cost escalation could affect profitability.

Mitigation

The Company controls its projects directly – as opposed to sub-contracting core infrastructure assignments – enabling it to ascertain when material would be required in what quantity and where. It procures key raw materials (steel and cement) directly from leading manufacturers for a more timely access. Moreover, most of the Company's contracts are protected with input escalation clauses, which protect profitability.

Manpower risk

Since people represent the most valuable asset in the business, any attrition could lead to a valuable loss of competitive edge. Recruitment and retention of specialised professionals is an industrywide problem.

Mitigation

The Company maintains a cordial and informal working environment. It delegates authority at all levels through a defined system of the scope of work, responsibility and reporting structure which results in leaders being grown at every tier. It remunerates employees according to the prevailing industry standards and conducts in-depth training – functional and attitudinal, leading to a low attrition rate.

Quality risk

For an infrastructure Company, product quality needs to withstand the test across time. Any failure could effectively invite negative publicity affecting the Company's prospects.

Mitigation

MBL Infrastructures Limited procures raw material from reputed brands (SAIL, TISCO, RINL, Ultratech, ACC, IOCL, HPCL, BPCL, among others) only, minimising much of the risk. The Company has in-house laboratories and engineers for quality checks. Work-in-progress checks are carried out during execution. The Company has its own quarrying and crushing, concrete and bituminous divisions and engineering personnel to ensure quality execution. Finished quality checks are carried out post-execution to ensure quality of the final product before handing over the works to the clients.

Financial Overview

Sales & Other Income

The revenue from operation during the period under review was Rs. 2312.87 crores against Rs. 2330.79 crores in previous on standalone basis and Rs. 2331.99 crores on consolidated basis against Rs. 2362.95 crores in previous year. The financial cost was Rs. 151.37 crores against Rs. 116.82 crores on standalone basis and Rs. 159.72 crores against Rs. 127.79 crores on consolidated basis. The loss during the period was Rs. 65.97 crores against profit of Rs. 84.67 crores on standalone basis and loss of Rs. 65.80 crores against profit of Rs. 86.86 crores on consolidated basis during the period.

Key Ratios

Key financial ratios are given below:

	Standalone	
	Year ended	
	2016-17	2015-16
EBIDTA/ Turnover (percent)	1.85	10.36
Profit after Tax / Turnover (percent)	(2.85)	3.63
EBIDTA/Net Interest (no. of times)	0.28	2.06
Debt Equity Ratio	2.06	1.24
Debt long term to Equity Ratio	0.20	0.19
Debt (including working capital) to Equity Ratio	1.86	1.06
Return on Equity (percent)	(10.04)	11.59
Book value per share (Rs/share)	158.57	176.29
Earnings per share (Rs/ share)	(15.91)	20.42

Internal Control Systems & their Adequacy

The Company has an adequate system of internal controls to ensure that transactions are properly authorized, recorded, and reported apart from safeguarding its assets. The internal control system is supplemented by well-documented policies, guidelines and procedures. The Company has also installed an extensive CCTV Surveillance system to cover all the project sites of the Company. All these measures are continuously reviewed by the Management and as and when necessary improvements are implemented.

Material Developments in Human Resources/ Industrial Relations Front, Including –Number of People Employed

The total employee strength of the group, as on 31.03.2017 was 648. The Company recognizes the importance of human values and ensure that proper encouragement both moral and financial is extended to employees to motivate them. The senior management team consist of experienced professionals with diverse skills. This is across all cadres and geographical locations

Health, Safety And Environment

The Company has framed a Health, Safety and Environment Policy (HSE). The key objective of HSE Policy is to empower employees to attain a healthy and safe work place with emphasis on zero injury and environmental protection. The Company is giving regular training to its employees, conducting regular audits and has taken ISO 9001, ISO 14001 and OHSAS 18001 to ensure proper working of its HSE Policy. The HSE Policy enunciated by the Management lays emphasis on Health, Safety & Environment through a structured approach and well-defined systems and procedures have been established for implementing the requisites at all stages of construction.

The safety and health of employees, partners, service providers and the public are a priority at MBL. The well being of stakeholders and the minimization of impact on the natural environment are also important. HSE are key focus areas and integrated into our business operations at every level.

The HSE Policy ensures that site operations meet legal requirements and that operations cause minimal visual impact or nuisance to the public. Efforts to achieve safety awareness and eliminate unsafe practices are made through employee involvement.

Cautionary Statement

The Statements in the 'Management Discussion and Analysis Report' with regard to projections, estimates and expectations have been made in good faith. The achievement of results is subject to risks, uncertainties and even less than accurate assumptions. Market data and information are gathered from various published and unpublished reports. Their accuracy, reliability and completeness cannot be assured.

Annexure C

FORM NO. MGT 9
EXTRACT OF ANNUAL RETURN

As on the financial year ended on 31.03.2017

[Pursuant to Section 92(3) of the Companies Act, 2013 and rule 12(1) of the Companies (Management & Administration) Rules, 2014]

I REGISTRATION & OTHER DETAILS:

i	CIN	L27109WB1995PLC073700
ii	Registration Date	25.08.1995
iii	Name of the Company	MBL INFRASTRUCTURES LTD.
iv	Category/Sub-category of the Company	Commercial and Industrial
v	"Address of the Registered office & contact details"	"Divine Bliss", 2/3, Judges Court Road, 1st Floor, Kolkata- 700 027 cs@mblinfra.com 033-3341-1180
vi	Whether listed company (yes/no)	YES
vii	Name, Address & contact details of the Registrar & Transfer Agent, if any.	Link Intime India Private Limited
		59C, Chowringhee Road, 3rd Floor, Kolkata - 700 020 Phone : 033-2289-0540, email id : kolkata@linkintime.co.in

II PRINCIPAL BUSINESS ACTIVITIES OF THE COMPANY

All the business activities contributing 10% or more of the total turnover of the company shall be stated

Sl. No.	Name & Description of main products/services	NIC Code of the Product /service	% to total turnover of the company
1	Construction and Civil Enginering	41001/42101/42102/42909	100%

III PARTICULARS OF HOLDING , SUBSIDIARY & ASSOCIATE COMPANIES

Sl. No.	Name & Description of main products/ services	CIN/GLN	Holding/ Subsidiary/ Associate	% 0f Shares Held	Applicable Section
1	AAP Infrastructure Limited "Divine Bliss", 2/3, Judges Court Road, 1st Floor, Kolkata-700 027	U45201WB2002PLC095575	Subsidiary	100	2(87)
2	MBL Highway Development Company Limited Baani Corporate One, Suite No 303, 3rd Floor, District Commercial Centre, Jasola, New Delhi-110 025	U45400DL2011PLC223984	Subsidiary	100	2(87)
3	MBL (MP) Toll Road Company Limited Baani Corporate One, Suite No 303, 3rd Floor, District Commercial Centre, Jasola, New Delhi-110 025	U45204DL2011PLC226845	Subsidiary	100	2(87)
4	Suratgarh Bikaner Toll Road Company Private Limited "Divine Bliss", 2/3, Judges Court Road, 1st Floor, Kolkata-700 027	U45400WB2012PTC174476	Subsidiary	58.96*	2(87)
5	MBL Projects Limited Baani Corporate One, Suite No 303, 3rd Floor, District Commercial Centre, Jasola, New Delhi-110 025	U45400DL2012PLC246052	Subsidiary	50.1	2(87)
6	MBL (MP) Road Nirman Company Limited Baani Corporate One, Suite No 303, 3rd Floor, District Commercial Centre, Jasola, New Delhi-110 025	U45203DL2013PLC249216	Subsidiary	25.09**	2(87)
7	MBL (Haldia) Toll Road Company Limited Baani Corporate One, Suite No 303, 3rd Floor, District Commercial Centre, Jasola, New Delhi-110 025	U45400DL2013PLC251139	Subsidiary	100	2(87)
8	MBL (CGRG) Road Limited Unit No- 303, Third Floor, Corporate One Baani Tower, plot No. 5, Commercial Centre Jasola New Delhi- 110 025	U45201DL2016PLC299200	Subsidiary	0.10***	2(87)
9	MBL (GSY) Road Limited Unit No- 303, Third Floor, Corporate One Baani Tower, plot No. 5, Commercial Centre Jasola New Delhi- 110 025	U45202DL2016PLC299464	Subsidiary	0.10***	2(87)
10	MBL (UDAIPUR BYPASS) Road Limited Unit No- 303, Third Floor, Corporate One Baani Tower, plot No. 5, Commercial Centre Jasola New Delhi- 110 025	U45203DL2016PLC303603	Subsidiary	0.10***	2(87)

* 34.29 % of shares are also held by partly owned Subsidiary Company, MBL Projects Ltd.

** 74.91 % of shares are also held by partly owned Subsidiary Company, MBL Projects Ltd.

*** 99.90 % of shares are also held by partly owned Subsidiary Company, MBL Projects Ltd.

IV SHAREHOLDING PATTERN (Equity Share capital Break up as % of total Equity)

i) Category-wise shareholding

Category of Shareholders	No. of Shares held at the beginning of the year (As on 1st April, 2016)				No. of Shares held at the end of the year (As on 31st March, 2017)				% change during the year
	Demat	Physical	Total	% of Total Shares	Demat	Physical	Total	% of Total Shares	
A. Promoters									
(1) Indian									
a) Individual/HUF	5738328	-	5738328	13.84	3195528	-	3195528	7.71	-6.13
b) Central Govt.	-	-	-	-	-	-	-	-	-
c) State Govt.(s)	-	-	-	-	-	-	-	-	-
d) Bodies Corporates	14120416	-	14120416	34.06	7703193	-	7703193	18.58	-15.48
e) Bank/FI	-	-	-	-	-	-	-	-	-
SUB TOTAL:(A) (1)	19858744	-	19858744	47.90	10898721	-	10898721	26.29	-21.61
(2) Foreign									
a) NRI- Individuals	-	-	-	-	-	-	-	-	-
b) Other Individuals	-	-	-	-	-	-	-	-	-
c) Bodies Corp.	-	-	-	-	-	-	-	-	-
d) Banks/FI	-	-	-	-	-	-	-	-	-
SUB TOTAL (A) (2)	-	-	-	-	-	-	-	-	-
"Total Shareholding of Promoter (A)= (A)(1)+(A)(2)"	19858744	-	19858744	47.90	10898721	-	10898721	26.29	-21.61
B. PUBLIC SHAREHOLDING									
(1) Institutions									
a) Mutual Funds	8860716	-	8860716	21.37	3301787	-	3301787	7.96	-13.41
b) Banks/FI	22378	-	22378	0.05	487	-	487	-	-0.05
C) Central Govt.	-	-	-	-	-	-	-	-	-
d) State Govt.(s)	-	-	-	-	-	-	-	-	-
e) Venture Capital Fund	-	-	-	-	-	-	-	-	-
f) Insurance Companies	350000	-	350000	0.84	-	-	-	-	-0.84
g) FIIs	-	-	-	-	-	-	-	-	-
h) Foreign Venture Capital Funds	-	-	-	-	-	-	-	-	-
i) Others (specify) Foreign Portfolio Investor	4940997	-	4940997	11.92	3606635	-	3606635	8.70	-3.22
SUB TOTAL (B)(1):	14174091	-	14174091	34.19	6908909	-	6908909	16.67	-17.53

Category of Shareholders	No. of Shares held at the beginning of the year (As on 1st April, 2016)				No. of Shares held at the end of the year (As on 31st March, 2017)				% change during the year
	Demat	Physical	Total	% of Total Shares	Demat	Physical	Total	% of Total Shares	
(2) Non Institutions									
a) Bodies corporates									
i) Indian	-	-	-	-	-	-	-	-	-
ii) Overseas	-	-	-	-	-	-	-	-	-
b) Individuals									
i)Individual shareholders holding nominal share capital upto Rs. 1 lakhs	2627945	348	2628293	6.34	10153664	350	10154014	24.49	20.85
ii) Individuals shareholders holding nominal share capital in excess of Rs. 1 lakhs	1561443	-	1561443	3.76	5545282	-	5545282	13.37	6.91
c) Others (specify)									
1. Clearing Member	1833127	-	1833127	4.42	1310349	-	1310349	3.16	-1.26
2. HUF	-	-	-	-	536528	-	536528	1.29	1.29
3. NRIs	30913	-	30913	0.07	765127	-	765127	1.85	1.77
4. NRI (Non-Repatriable)	140726	-	140726	0.34	125510	-	125510	0.30	-0.04
5. Body Corporate	1227287	-	1227287	2.96	5210184	-	5210184	12.57	9.61
SUB TOTAL (B)(2):	7421441	348	7421789	17.90	23646644	350	23646994	57.03	39.14
Total Public Shareholding (B)= (B)(1)+(B)(2)	21595532	348	21595880	52.10	30555553	350	30555903	73.71	21.61
C. Shares held by Custodian for									
GDRs & ADRs	-	-	-	-	-	-	-	-	-
Grand Total (A+B+C)	41454276	348	41454624	100.00	41454274	350	41454624	100.00	-

(Ii) Share holding of promoters

Sl. No.	Shareholders Name	Shareholding at the beginning of the year (As on 1st April,2016)			Shareholding at the end of the year (As on 31st March, 2017)			% change in share holding during the year
		No of shares	% of total shares of the company	% of shares pledged/ encumbered to total shares	No of shares	% of total shares of the company	% of shares pledged/ encumbered to total shares	
1	MBL A Capital Limited	10712100	25.84	62.87	4294877	10.36	70.81	-15.48
2	Anjanee Kumar Lakhotia	5738328	13.84	--	3195528	7.71	81.96	-6.13
3	Prabhu International Vyapar Pvt. Ltd.	3408316	8.22	29.34	3408316	8.22	29.34	--
	Total	**19858744**	**47.90**	**92.21**	**10898721**	**26.29**	**61.11**	**-21.61**

(Iii) Change in promoters' shareholding as on March, 31 2017

Sl. No.	Name	No. of shares at the beginning of the year (01.04.2016)	% of total shares of the Company	Date	Increase/ (Decrease) in Shareholding	Reason	Cumulative shares during the year	% of total shares of the Company during the year
1	Anjanee Kumar Lakhotia	5738328	13.84				5738328	13.84
				06/07/2016	315604	Purchase	6053932	14.60
				17/06/2016	88296	Purchase	6142228	14.82
				31/08/2016	4,22,000	Invoke of pledge	5720228	13.80
				19/10/2016	1041700	Invoke of pledge	4678528	11.29
				15/12/2016	800000	Invoke of pledge	3878528	9.36
				05/01/2017	588000	Invoke of pledge	3290528	7.94
				16/01/2017	200000	Purchase	3490528	8.42
				27/01/2017	100000	Invoke of pledge	3390528	8.18
				03/02/2017	195000	Invoke of pledge	3195528	7.71
2	MBL A Capital Limited	10712100	25.84				10712100	25.84
				31/08/2016	3516455	Invoke of pledge	7195645	17.36
				07/09/2016	600000	Invoke of pledge	6395645	15.43
				19/10/2016	518000	Invoke of pledge	5878415	14.18
				15/12/2016	300000	Invoke of pledge	5578415	13.46
				05/01/2017	1117000	Invoke of pledge	4461415	10.76
				16/01/2017	312927	Purchase	4774342	11.52
				02/02/2017	420571	Invoke of pledge	4353771	10.50
				13/02/2017	3106	Purchase	4356877	10.51
				14/03/2017	62000	Invoke of pledge	4294877	10.36
3	Prabhu International Vyapar Private Ltd	3408316	8.22		NO CHANGE		3408316	8.22

(iv) Shareholding Pattern of top ten Shareholders (other than Directors, Promoters & Holders of GDRs & ADRs)

Sl. No.	Shareholders Name	No. of shares at the beginning of the year (01.04.2016)	% of total shares of the Company	Date	Increase/ (Decrease) in Shareholding	Reason	Cumulative shares during the year	% of total shares of the Company during the year
1	DSP Blackrock India T.I.G.E.R. Fund	1188505	2.87				1188505	2.87
				03/06/2016	2581	Sale	1185924	2.86
				10/06/2016	60397	Sale	1125527	2.72
				15/07 2016	16888	Purchase	1142415	2.76
2	DSP Blackrock Micro Cap Fund	1027202	2.48				1027202	2.48
				03/06/2016	2231	Sale	1024971	2.47
				10/06/2016	43724	Sale	981247	2.37
				15/07 2016	38750	Purchase	1019997	2.46
				12/08/2016	352117	Purchase	1372114	3.31
3	Eastspring Investments India Infrastructure Equity Open Limited	789746	1.91				789746	1.91
				10/06/2016	303109	Purchase	1092855	2.64
4	Grandeur Peak Emerging Markets Opportunities Fund	706000	1.70				706000	1.70
				15/04/2016	67000	Purchase	773000	1.86
5	Tata Investment Corporation Limited	615000	1.48				615000	1.48
				04/08/16	300000	Purchase	915000	2.21
6	Grandeur Peak International Opportunities Fund	580500	1.40				580500	1.40
7	Grandeur Peak Global Opportunities Fund Limited	-	-				0	0.00
				31/03/2017	470500	Purchase	470500	1.13
8	VLS Securities Limited	395000	0.95				395000	0.95
				24/03/2017	325000	Purchase	720000	1.74
				31/03/2017	80000	Purchase	800000	1.93
9	Grandeur Peak Global Reach Fund	329406	0.79				329406	0.79
				31/03/2017			329406	0.79
10	Mahesh Dinkar Vaze	160000	0.39				250000	0.60
				26/08/2016	40000	Sale	120000	0.29
				02/09/2016	40000	Sale	80000	0.19
				21/10/2016	10000	Sale	70000	0.17
				27/01/2017	70000	Sale	-	-
				24/03/2017	250000	Purchase	250000	0.60
				31/03/2017	150000	Purchase	405000	0.98

(v) Shareholding of Directors & Key Managerial Personnel

Sl. No.	Shareholding of each Director and each Key Managerial Personnel	No. of shares at the beginning of the year (01.04.2016)	% of total shares of the Company	Date	Increase/ (Decrease) in Shareholding	Reason	Cumulative shares during the year	% of total shares of the Company during the year
Details provided in Part IV(iii)								

V INDEBTEDNESS

Indebtedness of the Company including interest outstanding/accrued but not due for payment

(Rs. in lakhs)

	Secured Loans excluding deposits	Unsecured loans	Deposits	Total indebtness
Indebtness at the beginning of the financial year	-	-	-	-
i) Principal Amount	86,306.25	929.00	-	87,235.25
ii) Interest due but not paid				-
iii) Interest accrued but not due	133.90	-	-	133.90
Total (i+ii+iii)	86,440.15	929.00	-	87,369.15
Change in Indebtedness during the financial year			-	
Additions	45,009.12	2,060.00	-	47,069.12
Reduction	3,884.18	785.00	-	4,669.18
Net Change	41,124.94	1,275.00	-	42,399.94
Indebtedness at the end of the financial year			-	
i) Principal Amount	1,27,431.19	2,204.00	-	1,29,635.19
ii) Interest due but not paid	5,963.17	38.30	-	6,001.47
iii) Interest accrued but not due	132.53		-	132.53
Total (i+ii+iii)	1,33,526.89	2,242.30	-	1,35,769.19

VI REMUNERATION OF DIRECTORS AND KEY MANAGERIAL PERSONNEL

A. Remuneration to Managing Director, Whole time Director and/or Manager:

(Rs. in Lakhs)

Sl No	Particulars of Remuneration	Anjanee Kumar Lakhotia Chairman & Managing Director
1	**Gross salary**	
	(a) Salary as per provisions contained in section 17(1) of the Income Tax Act 1961.	Nil *
	(b) Value of perquisites u/s 17(2) of the Income tax Act, 1961	-
	(c) Profits in lieu of salary under section 17(3) of the Income Tax Act, 1961	-
2	Stock option	-
3	Sweat Equity	-
4	Commission	
	-as % of profit	-
	-others (specify)	-
5	Others, please specify	-
	Total (A)	**Nil**
	Ceiling as per the Act	**1.21 Crores**

*Mr. Anjanee Kumar Lakhotia has voluntary forgone his remuneration for the Financial Year 2016-17

B. Remuneration to other directors: (Rs. in Lakhs)

Sl No	Particulars of Remuneration	Kumar Singh Baghel	Ashwini Kumar Singh	Ram Dayal Modi	Bhagwan Singh Duggal	Sunita Palita	Total Amount
1	Independent Directors						
	(a) Fee for attending board/ committee meetings	1.20	2.20	1.00	1.20	1.60	7.20
	(b) Commission	-	-	-	-	-	-
	(c) Others, please specify	-	-	-	-	-	-
	Total (1)	1.20	2.20	1.00	1.20	1.60	7.20
2	Other Non Executive Directors						
	(a) Fee for attending board/ committee meetings	-	-	-	-	-	-
	(b) Commission	-	-	-	-	-	-
	(c) Others, please specify.	-	-	-	-	-	-
	Total (2)	**-**	**-**	**-**	**-**	**-**	**-**
	Total (B)=(1+2)	**1.20**	**2.20**	**1.00**	**1.20**	**1.60**	**7.20**
	Total Managerial Remuneration (A+B)						
	Overall Ceiling as per the Act.	The Company pays Sitting fees of Rs. 20,000/- per Meeting of Board and Committees attended. The Companies Act, 2013 has prescribed that sitting fees shall not exceed Rs. 1 lacs per meeting of the Board or committee thereof, attended.					

C. Remuneration to Key Managerial Personnel other than MD/Manager/ WTD (Rs. in Lakhs)

Sl No	Particulars of Remuneration	Somesh Kumar Jain	Ashok Maheshwari	Anil Kumar Agarwal	Darshan Singh Negi	Shalini Chawla	Manoj Adukia	Ravindra Jain
		CFO	CFO	CFO	CFO	Company Secretary	Company Secretary	Company Secretary
		Upto 20th April, 2016	upto 12th Sept., 2016	upto 14th Dec., 2016	Upto 31st March, 2017	upto 12th Sept., 2016	upto 3rd Jan., 2017	upto 31st March, 2017
1	Gross Salary	1.37	6.24	5.56	2.51	6.66	7.90	4.82
	(a) Salary as per provisions contained in section 17(1) of the Income Tax Act, 1961.		-	-	-	-		
	(b) Value of perquisites u/s 17(2) of the Income Tax Act, 1961	-	-	-				
	(c) Profits in lieu of salary under section 17(3) of the Income Tax Act, 1961	-	-	-				
2	Stock Option	-	-	-				
3	Sweat Equity	-	-	-				
4	Commission							
	- as % of profit	-	-	-				
	- others, specify	-	-	-				
5	Others, please specify	-	-	-				
	Total	**1.37**	**6.24**	**5.56**	**2.51**	**6.66**	**7.90**	**4.82**

VII PENALTIES/PUNISHMENT/COMPOUNDING OF OFFENCES

There were no penalties / punishments / compounding of offences for the year ended March 31, 2017

Annexure D

CORPORATE GOVERNANCE REPORT

1. Company's Philosophy on Corporate Governance

The philosophy of the Company in relation to Corporate Governance is to achieve and to maintain the highest standard of Corporate Governance through implementation of the following objectives:

(1) To protect and facilitate the shareholders to exercise their rights.

(2) To provide adequate and timely information to all the shareholders.

(3) To ensure equitable treatment to all shareholders.

(4) To recognize the rights of its shareholders and encourage co-operation between the Company and the stakeholders.

(5) To ensure timely and accurate disclosure on all matters including financial situation, performance, ownership and governance of the Company.

2. Board of Directors

Composition of the Board

The composition of the Board of Directors, which is in conformity with the Companies Act, 2013 ("Act") and Securities and Exchange Board of India (Listing Obligations and Disclosure Requirements) Regulations, 2015 ("LODR"), along with their attendance at the meetings during the year and number of other directorships in other companies and memberships of the Committees of the Board of such Companies as on 31st March, 2017 are as follows:-

Name and DIN of the Directors	Category	#No. of Directorship(s) held in Indian public Limited Companies (including this Company)		##No. of Committee(s) of which he/she is a Member/ Chairman (including this Company)	
		Chairman	Director	Chairman	Member
Mr. Anjanee Kumar Lakhotia	ED	1	10	None	6
Mr. Ashwini Kumar Singh	NEI	None	3	1	2
Mr. Bhagwan Singh Duggal	NEI	None	1	None	1
Ms. Sunita Palita	NEI	None	4	1	2

NEI: Non-Executive Independent Director, ED: Executive Director

As mandated by Regulations 25(1) and 26(1) of LODR:

(a) None of the Directors are member of more than ten (10) Board Level Committees nor are they Chairperson of more than five (5) Committees in which they are members.

(b) None of the Independent Directors serve as an Independent Director in more than seven listed companies and

(c) The Managing Director is not serving as Independent Director in more than three listed Companies.

Chairpersonship/Membership of the Board Committee includes membership of Audit Committee and Stakeholders' Relationship Committee in other public limited companies.

The Board periodically evaluates, as and when required, the need for change in its composition and size.

Board Agenda

The meetings of the Board are governed by a structured agenda which is circulated to the Directors well in advance for facilitating meaningful and focused discussion at the meeting. Where it is not practicable to attach any document to the Agenda, it is tabled at the meeting with specific reference to the effect in the agenda. In special and exceptional circumstances additional or supplementary item(s) on the agenda are permitted.

The Board members and Key Managerial Personnel (KMP) confirm quarterly to the Board of Directors that they, directly or indirectly or on behalf of third parties, does not have a material interest in the transactions or matters directly affecting the Company. The Board members in consultation with the Chairman may bring upon other matters for consideration at the Board meeting. Members of the Senior Management are occasionally present in the meeting as an invitee as and when required.

Information placed before the Board

Necessary information as required under the statute and Regulation 17(7) read with Part A of Schedule II of LODR are placed before the Board, from time to time. The Board periodically reviews compliance reports of all laws applicable to the Company, as well as steps taken by the Company to rectify instances of non-compliance, if any. Within fifteen (15) days from the date of the conclusion of the Meeting of the Board, the draft Minutes are circulated amongst the members for their comments. The minutes of the meeting explicitly record dissenting opinions of the members, if any. To protect and to facilitate the shareholders rights, the Board ensures that:

(a) Shareholders have the right to participate in and be sufficiently informed on decisions concerning fundamental corporate changes.

(b) Shareholders have the opportunity to participate effectively and vote in general meetings.

(c) Shareholders are informed on the rules including voting procedures that govern general shareholder meetings.

(d) Shareholders have the opportunity to ask questions to the Board, to place items on the agenda of general meetings and to propose resolutions, subject to reasonable limitations.

(e) Effective shareholder participation is facilitated in key Corporate Governance decisions, such as nomination and election of board members.

(f) Exercise of ownership rights is facilitated by all shareholders including institutional investors.

(g) Company has an adequate mechanism to address the grievances of the shareholders.

Post Meeting Mechanism

The important decisions taken at the Board/Board Committees meetings are communicated to the concerned departments/ divisions. Action Taken Report on decisions/minutes of the previous meeting is placed at the succeeding meeting of the Board/ Board committees for noting. The Company also files the reports, statements, documents, filings and other information, if any with NSE & BSE on the electronic platform as specified in Regulation 10 of LODR.

Number of Board Meeting held and attended by Directors

During the year under review, 6 (Six) meetings of the Board of Directors were held and the gap between two consecutive meetings did not exceed one hundred and twenty days ("120"). In case of business exigencies, the Board's approval is taken through circular resolutions. The circular resolutions are noted at the subsequent Board Meeting. The necessary quorum was present for all the Board Meetings. The dates on which the Board meetings were held were 20th April, 2016, 30th May, 2016, 12th September, 2016, 14th December, 2016, 3rd January, 2017 and 9th February, 2017.

The attendance record of each of the directors at the Board meetings during the year ended 31st March 2017 and of the last Annual General Meeting is as under:

Name of Directors	No. of Board Meetings during the year 2016-17		Attendance at the last AGM held on 12th August, 2016
	Held	Attended	Yes/No
Mr. Anjanee Kumar Lakhotia	6	6	Yes
Mr. Ashwini Kumar Singh	6	6	No
Mr. Bhagwan Singh Duggal	6	6	Yes
Ms. Sunita Palita	6	6	Yes

Independent Directors

In terms of the requirement of the Act read with LODR, the shareholders of the Company in the Annual General Meeting held on 9th August, 2014 had approved appointment of the Independent Director to hold office for a term upto five consecutive years. The Company had issued formal letter of appointment to the Independent Director which, inter-alia, explains the role, functions, duties and responsibilities expected from him/her as a Director of the Company. The brief terms and conditions for their appointment as Independent Directors is available on Company's website www.mblinfra.com.

All Independent Directors have given declaration in the Board meeting held on 29th May, 2017 that there has been no change in

the circumstances which may affect their status as an independent director and they meet the criteria of independence as enumerated in LODR and Section 149 of the Act. The Independent Directors have also affirmed that they have abided by the provisions specified in Schedule IV to the Act.

Code of Conduct

The Board of Directors has laid down, the Code of Conduct ("Code") of the Company for all Board Members and Senior Management of the Company. The Code of Conduct has incorporated duties of Independent Directors as laid down in the Companies Act, 2013. The Board members and senior management have conducted themselves so as to meet the expectations of operational transparency to stakeholders while at the same time maintaining confidentiality of information in order to foster a culture of good decision making. The code anchors ethical and legal behavior within the organization. The Code is posted on the website of the Company www.mblinfra.com.

All Board Members and Senior Management Personnel have confirmed compliance with the Code on an annual basis and the declaration to the effect signed by the Managing Director is enclosed at the end of the Report.

Codes Under SEBI (Prohibition of Insider Trading) Regulations 2015

The Board of Directors pursuant to the requirement of the SEBI (Prohibition of Insider Trading) Regulations, 2015 has adopted (1) Code of Conduct to Regulate, Monitor and Report Trading by Insiders and (2) Code of Practices and Procedures for Fair Disclosure of Unpublished Price Sensitive Information (Code for Fair Disclosure). These Codes ensures that Board Members, KMP and Senior Management i.e one level below the Board shall conduct themselves so as to meet the expectations of operational transparency to stakeholders. While at the same time maintaining confidentiality of information in order to foster a culture of good decision making. All the Board members and senior management personnel have confirmed compliance with the Code. All the Directors, Promoters, employees and third parties as defined in the Code etc. who could have access to the unpublished price sensitive information of the Company are governed by this Code. The Code for Fair Disclosure is available on the Company's website www.mblinfra.com

Familiarization Programme for the Independent Director

The familiarization programmes for the Independent Directors are in line with the Policy adopted by the Board of Directors in connection thereof. The familiarization programmes for the Independent Directors also extends to other Non-Executive Directors of the Company.

The management provides information as detailed in the Familiarization Policy for the Independent Directors either at the Board meeting(s) or committee meeting(s) or otherwise. Periodic presentations were made at the Board and /or Committee meetings thereof on various matters, inter-alia, covering business and performance updates, finance, product updates, quality, human resources, quarterly and financial results, status of the compliance of the applicable laws and such other areas as may arise, from time to time, where directors get an opportunity to interact with the Company management. Each Director of the Company has complete access to any information relating to the Company. Independent Directors have the freedom to interact with the Company's management. They are given all documents sought by them for enabling a good understanding of the Company, its various operations and industry segments of which it is a part.

During the year 2016-17, the Company continuously through its various Board Meeting(s) and/or Committee meeting(s) facilitated Directors to familiarize about the Company performance and in turn helped them in their active participation in managing the affairs of the Company.

Familiarization programme undertaken for Independent Directors is provided at the following weblink: https://www.mblinfra.com/corporategovernance.php.

Board Evaluation:

During the year, the Board adopted a formal mechanism for evaluating its performance and effectiveness as well as that of its Committees and individual Directors, including the Chairman of the Board. For Board and its Committees, the exercise was carried out through a structured evaluation process covering various aspects of the Boards functioning such as composition of the Board & committees, experience & competencies, performance of specific duties & obligations, governance issues, etc. The Directors were satisfied with the evaluation results, which reflected the overall engagement and effectiveness of the Board and its Committees.

Managing Director & CFO Certificate:

A compliance certificate from the Managing Director and CFO of the Company pursuant to Regulation 17(8) of LODR, is enclosed at the end of the Report.

Disclosure regarding Re-Appointment of Director:

The brief resume and other information required to be disclosed under this Section is provided in the Notice of the Annual General Meeting.

3. Board Committees

The Company has four Board level committees:

(a) Audit Committee

(b) Nomination & Remuneration Committee

(c) Stakeholders' Relationship Committee

(d) Corporate Social Responsibility Committee

Apart from the above, the Company has two non-statutory committees namely Banking Committee and Management Committee. The details of the meeting of the committees held during the year under review are provided in the Report on corporate Governance forming part of this report.

The Board is responsible for constituting, assigning, co-opting and fixing the terms and reference for members of various committees. The minutes of all the Board and Committee meetings are placed before the Board and noted by the Directors present at the meetings. The particulars of composition of various committees of Board are also available on the website of the Company. The role and composition of the Committees including the number of meeting(s) held and the related attendance during financial year 2016-17 are as follows:

A. Audit Committee

The Audit Committee is constituted in accordance with the provisions of Regulation 18 of the LODR read with Section 177 of the Act. The Company has in place a qualified and independent Audit Committee. The role of the Audit Committee includes the powers as stipulated in LODR read with Section 177 of the Act.

Terms of Reference

The brief terms of reference of the Audit Committee, inter-alia, includes the following:

- Recommendation for appointment, remuneration and terms of appointment of auditors of the Company;
- Review and monitor the Auditor's independence and performance and effectiveness of audit process.
- Reviewing, with the management, the quarterly and annual financial statements before submission to the Board for approval;
- Approval or any subsequent modification of transactions of the company with related parties, if any;
- Scrutiny of inter-corporate loans and investments;
- Reviewing, with the management, performance of statutory and internal auditors, adequacy of the internal control systems;
- Discussion with internal auditors of any significant findings and follow up there on;
- To review the functioning of the Whistle Blower/Vigil Mechanism;

The Audit Committee may also review such other matters as considered appropriate by it or referred to it by the Board.

Composition

The composition of the Audit Committee is in accordance with the requirement of Regulation 18 of the LODR and Section 177 of the Act. As on 31st March, 2017, the Committee comprised of 3 (Three) Directors out of which 2 (Two) are Independent Directors and 1 (One) Executive Director. The Chairman of the Committee is an Independent Director. All members of the Audit Committee have the ability to read and understand the financial statement.

Mr. Ashwini Kumar Singh (Chairman), Mr. Anjanee Kumar Lakhotia and Ms. Sunita Palita were the members of the Committee as on 31st March, 2017. The Company Secretary acts as Secretary to the committee.

The Audit Committee meetings are also attended by Chief Financial Officer (CFO), representatives of Statutory Auditors, representatives of Internal Auditors and Senior Executives of the Company, if required. The Cost Auditor appointed by the Company attend the Meeting in which cost audit reports were discussed.

Meetings and attendance

During the year 5(Five) Audit Committee meetings were held on 20th April, 2016, 30th May, 2016, 12th September, 2016, 14th December, 2016 and 9th February, 2017.The details of attendance of members are as under:

Name of the Member	No. of meetings during the year 2016-17	
	Held during tenure	Attended
Mr. Kumar Singh Bhagel*	3	3
Mr. Ashwini Kumar Singh	5	5
Mr. Anjanee Kumar Lakhotia	5	5
Ms. Sunita Palita**	2	2

*Resigned w.e.f. 15th October, 2016

** Appointed as Member w.e.f. 2nd November, 2016

B. Nomination & Remuneration Committee

The Company has in place a "Nomination & Remuneration Committee" and role of the Committee, inter-alia includes the following:

(a) Recommending to the Board remuneration policy for its Directors, Key Managerial Personnel and Senior Management Personnel i.e. one level below the Board.

(b) Formulation of criteria for evaluation of Independent Directors and the Board.

(c) Devising a policy on Board diversity.

(d) Identify persons who are qualified to become directors and who may be appointed in Senior Management in accordance to criteria laid down and recommend to the Board their appointment and removal.

(e) To recommend extension or continuation of the term of appointment of Independent Director (IDs), on the basis of report of performance evaluation of IDs.

(f) To carry out any other functions as is referred by the Board, from time to time, or referred by any statutory notification/ amendment or modification, as may be applicable.

Composition

The composition of the Committee is in line with the requirement given in Section 178 of the Act and Regulation 19 of the LODR.

As on 31st March, 2017, the Committee comprised of 3 (Three) Independent Directors. Mr. Ashwini Kumar Singh (Chairman), Ms. Sunita Palita and Mr. Bhagwan Singh Duggal are members of the Committee. The Company Secretary acts as Secretary to the Committee.

Meetings & Attendance

During the year ended 6 (Six) Nomination & Remuneration Committee meeting were held on 20th April, 2016, 30th May, 2016, 12th September, 2016, 14th December, 2016, 3rd January, 2017 and 9th February, 2017 the details of attendance are as follows:

Name of the Member	No. of meetings during the year 2016-17	
	Held during tenure	Attended
Mr. Ashwini Kumar Singh	6	6
Ms. Sunita Palita*	3	3
Mr. Bhagwan Singh Duggal**	1	1
Mr. Kumar Singh Bhagel#	3	3
Mr. Ram Dayal Modi##	4	4

*Appointed w.e.f. 12th September, 2016
** Appointed w.e.f. 3rd January, 2017
# Resigned w.e.f 15th October, 2016
Resigned w.e.f. 3rd January, 2017

Evaluation of Independent Director(s)

The Board had approved and adopted Code of Conduct as detailed in Schedule IV of the Companies Act, 2013, as criteria for evaluation of performance of Directors. The Committee after evaluating the performance of each member of the Board was of the opinion that performance of all members were satisfactory and all members had contributed towards the growth of the Company. The Company had recommended that all members of Board should continue subject to applicable laws etc.

Remuneration Policy

The Company follows a Policy on remuneration of Directors, Key Managerial Personnel and Senior Management. The policy, inter-alia, ensures that:-

(a) The level and composition of remuneration is reasonable and sufficient to attract, retain and motivate Directors of the quality required to run the Company successfully.

(b) Relationship of remuneration to performance is clear and meets appropriate performance benchmark.

(c) Remuneration to Directors, Key Managerial Personnel and Senior Management involves a balance between fixed and incentive pay reflecting short and long term performance objectives appropriate to the working of the Company and its goals.

The details of remuneration paid to Whole Time Director is as follows during the year:

Name of the director	Salary & Perquisites (in lacs)	Sitting fees
Mr. Anjanee Kumar Lakhotia	Nil*	Nil

*Mr. Anjanee Kumar Lakhotia has voluntary foregone his salary during the financial year due to losses suffered by the Company.

The Non-Executive Directors of the Company are paid sitting fees of Rs 20,000/- for attending each meeting of the Board and Committee thereof, which are within the limits of the Act. The Non-Executive Directors are also entitled for reimbursement of expenses for attending the Shareholders Meetings, Board Meetings and Committee Meetings.

C. Stakeholder's Relationship Committee

The Company has in place a Stakeholders' Relationship Committee to provide quality and efficient services to the investors and to align and streamline the process of share transfer, investors grievance, etc. during the year.

As a Company Policy, the Committee would meet, if required, to look into the unresolved grievances, if any, of the security holders relating to transfer of shares, non-receipt of Balance sheet, etc.

Composition

As on 31st March, 2017, the Committee comprised of 3 (Three) Independent Director. Ms. Sunita Palita (Chairman), Mr. Ashwini Kumar Singh and Mr. Bhagwan Singh Duggal. The Company Secretary of the Company acts as Secretary to the Committee.

During the financial year ended 31st March 2017, Two (2) Committee Meetings were held on 20th April, 2016 and 27th June, 2016.The necessary quorum was present for the meeting. The details of attendance of members is as under:

Name of the Member	No. of meetings during the year 2016-17	
	Held during tenure	Attended
Ms. Sunita Palita*	NIL	NIL
Mr. Ashwini Kumar Singh	2	2
Mr. Bhagwan Singh Duggal**	NIL	NIL

*Appointed w.e.f 2nd November, 2016
** Appointed w.e.f 3rd January, 2017

Compliance Officer

Mr. Anubhav Maheshwari, Company Secretary of the Company has been designated as Compliance Officer for complying with the requirements of Securities Laws and the LODR.

Investor's Complaints/Greivance Redressal Mechanism

Details of Investors Complaints received and redressed during the financial year 2016-17.

Opening Balance	Received during the year	Resolved during the year	Closing Balance
NIL	NIL	NIL	NIL

It is the endeavor of the Company to attend investors' complaints and other correspondence within 15 days except where constrained by disputes or legal impediments. The Company ensures that adequate steps are taken for expeditious redressal of investors complaints. In terms of SEBI circular the Company has obtained necessary SCORES (SEBI Complaints Redressal System) authentication. This has facilitated the investors to view online status of the action taken against the complaints made by logging on to SEBI's website www.sebi.gov.in. In terms of LODR a statement giving the number of complaints pending at the beginning of the quarter, received and disposed off during the quarter and unresolved at the end of the quarter is submitted to the Stock Exchange(s) as well as placed before the Board. As on date of the Report, the Company affirms that no shareholder's complaint was lying pending.

D. Corporate Social Responsibility (CSR) Committee

The CSR Committee was constituted in terms of the requirement of Section 135 of the Act. The terms of reference of the Committee, inter-alia, are as follows:

(a) To formulate and recommend to the Board, a Corporate Social Responsibility Policy which shall indicate the activities to be undertaken by the Company as specified in Schedule VII of the Act, as amended from time to time, excluding the activities undertaken in pursuance of normal course of business of the Company;

(b) To recommend the amount of expenditure to be incurred on the activities referred to in clause (a);

(c) To monitor the Corporate Social Responsibility Policy of the Company, from time to time and

(d) To institute a transparent monitoring mechanism for implementation of the CSR projects or programs or activities to be undertaken by the Company, from time to time.

Composition, Meetings & Attendance

The composition of the committee is in compliance with the Act read with rules made thereunder. The Committee comprised of 2 (Two) Independent Directors and an Executive Director of the Company.

Mr. Anjanee Kumar Lakhotia (Chairman), Mr. Ashwini Kumar Singh and Ms. Sunita Palita were the members of the Committee. The Company Secretary acts as Secretary to the Committee.

During the financial year ended 31st March, 2017 one meeting was held. The date on which meeting was held on is 30th May, 2016 the details of attendance are as follows:

Name of the Member	No. of meetings during the year 2016-17	
	Held during tenure	Attended
Mr. Anjanee Kumar Lakhotia	1	1
Mr. Ashwini Kumar Singh	1	1
Ms. Sunita Palita*	NIL	NIL

*Appointed w.e.f 2nd November, 2016

Details of sitting fees paid to Non-Executive Directors

During the year, the Company has not made any payments to Non-Executive Directors except sitting fees as detailed hereunder:

Name of the Member	Sitting Fees (Rs. in Lakhs)
	Held
Ashwini Kumar Singh	2.2
Kumar Singh Bhagel*	1.2
Ram Dayal Modi*	1.0
Bhagwan Singh Duggal	1.2
Sunita Palita	1.6

*resigned w.e.f 15th October, 2016 and 3rd January, 2017 respectively.

4. General Body Meetings

a. Location, Date and Time of Last three AGMs and Special Resolutions passed there at are as under:

No. of AGM and FY	Date of Meeting	Location	Time	Special Resolution Passed
21st AGM 2015-16	Friday, 12th August, 2016	Science City Mini Auditorium, JBS Haldane Avenue, Kolkata- 700 046	3.00 P.M.	Yes
20th AGM 2014-15	Friday, 17th July, 2015	"Kalamandir", 48, Shakespeare Sarani, Kolkata - 700017	3.30 P.M.	Yes
19th AGM 2013-14	Saturday, 09th August, 2014	"Kalakunj", 48, Shakespeare Sarani, Kolkata - 700017	3.30 P.M.	Yes

b. Passing of Resolution by Postal Ballot

No Special Resolution was passed by postal ballot during the financial year 2016-17.

No Special Resolution is proposed to be conducted through Postal Ballot.

c. Whistle Blower Mechanism

The Company has a vigil mechanism/whistle blower mechanism for its Directors and employees to report genuine concerns or grievances about unethical behavior, actual or suspected fraud or violation of the Company's code of conduct or ethics policy. The mechanism provides for adequate safeguards against victimization of director(s)/ employee(s) and also provides for direct access to the Chairman of the Audit Committee in exceptional cases.

The Whistle Blower Policy covering the details of establishment of such mechanism by the Company is available on the website www.mblinfra.com and the Audit Committee periodically reviews the functioning of the Whistle Blower mechanism. No personnel have been denied access to the Audit Committee.

The Company has a mechanism in place to inform Board Members about the risk assessment and minimization procedures. The Company has in place Risk Management Policy which helps in framing, implementing and monitoring the risk management plan of the Company.

Demate Suspense Account/Unclaimed Suspense Account:

There are no outstanding shares which are required to be transferred to Suspense Account/Unclaimed Suspense Account.

Unpaid/ Unclaimed Dividend

In terms of sections 205A and 205C of the Companies Act, 1956, as amended from time to time and/or relevant corresponding provisions of the Act, the Company is required to transfer the amount of dividend remaining unclaimed for a period of seven years from the date of transfer from the unpaid dividend account to the Investor Educations and Protection Fund (IEPF). Shareholders are requested to claim the dividend(s) from the Company before transfer to the IEPF Account.

Due date for transfer of unclaimed dividend to IEPF is as follows:

Financial Year	Unclaimed Dividend as on 31/03/2017	Due for transfer to IEPF on
2009-10	18,368	17th October, 2017
2010-11	27,483	4th September, 2018
2011-12 (Interim)	26,184	13th March, 2019
2011-12 (Final)	25,091	3rd September, 2019
2012-13	59,190	30th September, 2020
2013-14	12,225	8th September, 2021
2014-15	14,829	18th August, 2022
2015-16	37,764	30th September, 2023

Means of Communication

The Company files the reports, statements, documents, filing etc. on the electronic platform as specified by both BSE & NSE. The Company has a functional website www.mblinfra.com and is regularly updated. The information disseminate on the website provide for equal, timely and cost efficient access to relevant information by users.

The audited/un-audited financial results are prepared on the basis of accrual accounting policy and is in accordance with uniform accounting practices adopted during period under review after being approved by Board of Directors are submitted to BSE/NSE as well as posted on the website of the Company. The results are published in the form as prescribed under LODR in National daily in English circulating in the whole or substantially the whole of India and in Bengal daily newspaper circulating in the region where the registered office of the Company is situated. The results are not mailed to the shareholders.

The Company will continue to send Annual Report, Notices, etc to the shareholders at their email address/portal address registered with their Depository Participants and /or Company's RTA.

The Company has not made any presentation to the institutional investors /analysis during the year. The investor presentations, from time to time, is mailed to BSE and NSE for dissemination to all stake holders at large.

Management Discussion and Analysis Report forms part of the Annual Report.

In compliance with the requirement of LODR, the official website of the Company contains information about its business, shareholding pattern, contact information of the compliance officer, etc. and the same are updated at any given point of time.

5. General Shareholder Information

a. Annual General Meeting:

Date & Time: Saturday, 11th November, 2017, 2.00 p.m

Venue: Bhasha Bhawan, National Library Auditorium at Belvedere Road, Kolkata - 700027.

b. Financial Year

1st April 2016 to 31st March, 2017

c. Financial Calendar for the Year 2017-18

Particulars	Tentative Schedule
Financial reporting for the quarter ending 30th June, 2017	On or before 14th August, 2017 (Tentative)
Financial reporting for the half-year ending 30th September, 2017	On or before 14th November, 2017 (Tentative)
Financial reporting for the quarter ending 31st December, 2017	On or before 14th February, 2018 (Tentative)
Financial reporting for the year ending 31st March, 2018	On or before 30th May, 2018 (Tentative)

d. Date of Book Closure

4th November, 2017 to 11th November, 2017 (both days inclusive)

e. Dividend Payment Date

No Dividend declared

f. Listing on Stock Exchanges & Stock Code

The Equity Shares of the Company are listed on

National Stock Exchange of India Limited (NSE)
Exchange Plaza, C-1, Block "G"
5th floor, Bandra Kurla Complex,
Bandra East,
Mumbai- 400051

BSE Limited (BSE).
New Trading Wing,
Rotunda Building,
PJ Tower, Dalal Street,
Mumbai- 400001

The Company has paid the listing fees for the year 2017-18 to both the stock exchanges. There are no arrears of listing fees with any of the said stock exchanges till date.

Custodial Fees to Depositories: Annual Custody/Issuer fee for the year 2017-18 has been paid to NSDL and CDSL.

g. Stock Code

Exchange	Code
National Stock Exchange of India Limited	Symbol – MBLINFRA
BSE Limited	Stock Code – 533152

h. Stock Market Price Data at BSE Limited (BSE) and at National Stock Exchange of India Limited (NSE) during the Financial Year 2016-17

The Monthly high and low stock quotations of Equity Shares of the Company on NSE and BSE during the FY 2016-17 were as under:

MONTH	BSE		NSE	
	High (Rs)	Low (Rs)	High (Rs)	Low (Rs)
April, 2016	168.00	139.40	167.85	139.00
May, 2016	147.00	122.00	147.20	122.20
June, 2016	127.10	104.25	127.50	104.10
July, 2016	147.30	120.50	147.50	120.55
August, 2016	136.30	77.70	136.45	77.40
September, 2016	123.00	62.25	122.55	62.10
October, 2016	118.40	100.30	119.00	100.20
November, 2016	105.90	70.10	105.90	70.30
December, 2016	87.00	42.45	87.70	42.35
January, 2017	62.10	34.65	62.00	34.55
February, 2017	56.10	47.10	55.95	47.05
March, 2017	53.70	43.55	53.70	43.10

Share price performance in comparison to broad based indices - BSE Sensex and NSE Nifty

Quarter	BSE		NSE	
	High (₹)	Low (₹)	High (₹)	Low (₹)
April, 2016	168.00	139.40	167.85	139.00
May, 2016	147.00	122.00	147.20	122.20
June, 2016	127.10	104.25	127.50	104.10
July, 2016	147.30	120.50	147.50	120.55
August, 2016	136.30	77.70	136.45	77.40
September, 2016	123.00	62.25	122.55	62.10
October, 2016	118.40	100.30	119.00	100.20
November, 2016	105.90	70.10	105.90	70.30
December, 2016	87.00	42.45	87.70	42.35
January, 2017	62.10	34.65	62.00	34.55
February, 2017	56.10	47.10	55.95	47.05
March, 2017	53.70	43.55	53.70	43.10

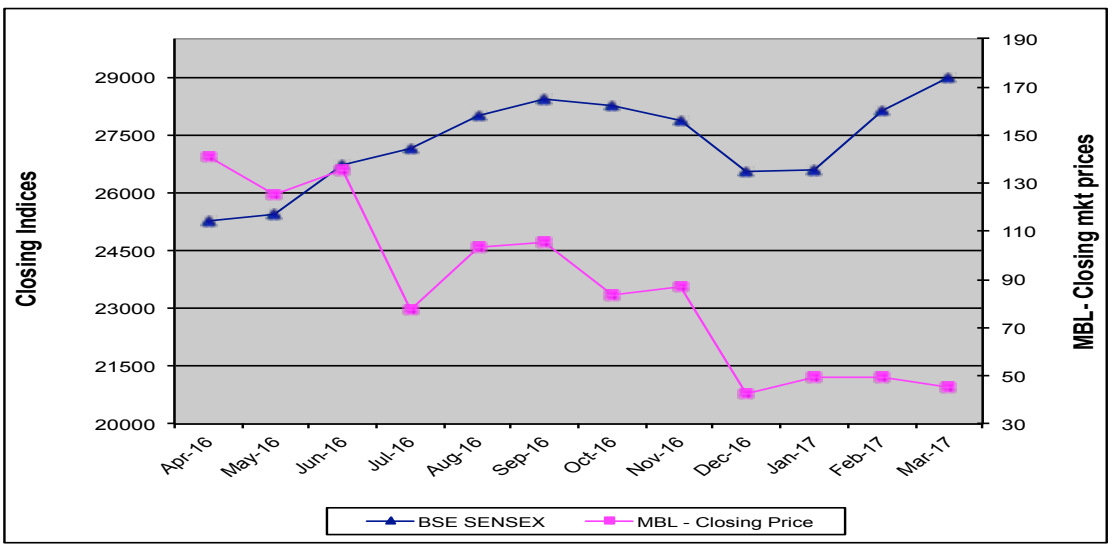

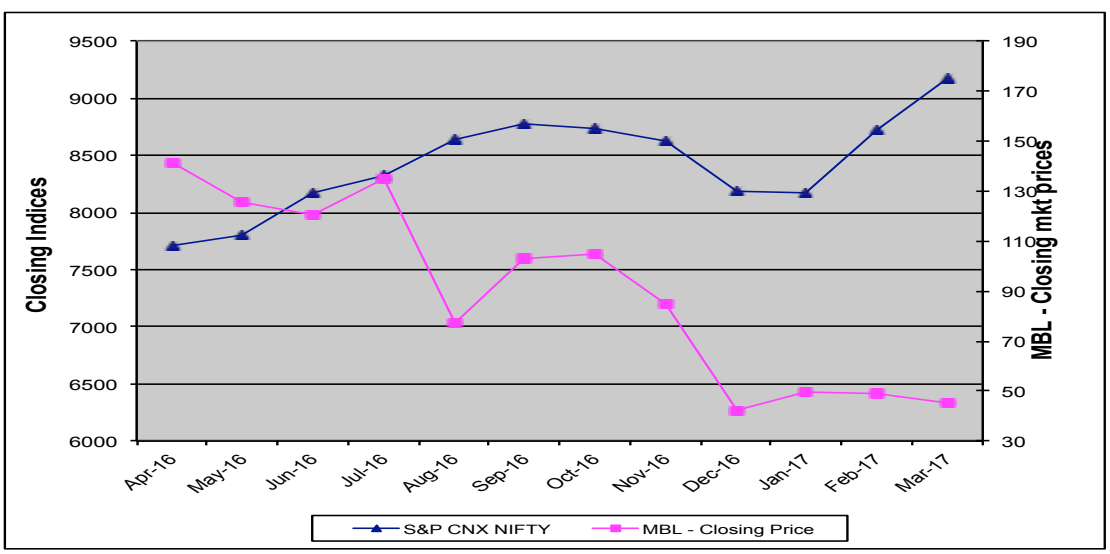

j. Registrar & Share Transfer Agents

LINK INTIME INDIA PVT. LTD.
59C, Chowringhee Road, 3rd Floor,
Kolkata – 700 020
Phone – 033-22890540
Email id: kolkata@linkintime.co.in
Website: www.linkintime.co.in

k. Share Transfer System

99.99% of shares of the Company are held in electronic mode. Intimation about transfer/transmission of these shares to RTA is done through the depositories i.e. NSDL & CDSL with no involvement of the Company.

For transfer of shares in physical mode, the transfer documents should be sent to the office of the RTA. All share transfers are completed within the stipulated statutory time limit from the date of receipt, provided the documents meet the stipulated requirement of statutory provisions in all respects. The Stakeholders Relationship Committee has been delegated with the authority to approve transfer and/or transmissions of shares and other related matters.

As required under Regulation 40(9) of the Listing Regulations, a certificate on half yearly basis confirming the half year Compliance Certificate for 31st March, 2017 from Practicing Company Secretary has been submitted to the Stock Exchanges.

Pursuant to provisions of Regulation 55A of the SEBI (Depositories and Participants) Regulations, 1996 the Company has submitted Reconciliation of Share Capital Audit Report on quarterly basis to the Stock Exchanges.

l. Dematerialisation & Liquidity of Shares

The shares of the Company are currently traded only in dematerialized form and the Company has entered into agreements with the depositories i.e. National Securities Depository Limited (NSDL) and Central Depository Services (India) Limited (CDSL). Under the Depository system, the International Securities Identification Number (ISIN) allotted to the Company's shares is INE912H01013. As on 31st March 2017, 41454274 equity shares representing about 99.99% of the share capital are held in dematerialized form.

The ISIN allotted by NSDL and CDSL is INE912H01013.

m. Distribution of Shareholding as on 31st March, 2017

S.NO	CATEGORY OF SHAREHOLDERS (NO OF SHARES HELD)			NO OF SHAREHOLDERS	PERCENTAGE OF SHAREHOLDERS	NO OF SHARES HELD	PERCENTAGE OF HOLDING
1	1	to	500	15806	75.19	2529214	6.10
2	501	to	1000	2362	11.24	1906811	4.60
3	1001	to	2000	1277	6.07	1968765	4.75
4	2001	to	3000	479	2.28	1238422	2.99
5	3001	to	4000	247	1.18	884843	2.13
6	4001	to	5000	202	0.96	958662	2.31
7	5001	to	10000	322	1.53	2415848	5.83
8	10001	to	above	326	1.55	29552059	71.29
TOTAL				21021	100.00	41454624	100.00

n. Shareholding Pattern as on 31st March, 2017

Category	Number of Shares held	Percentage (%)
Promoter and Promoter Group	10898721	26.29
Mutual Funds	3301787	7.96
Financial Institutions / Banks	487	-
Insurance Companies	-	-
Foreign Portfolio Investor (Corp.)	3606635	8.70
Individuals	15699296	37.88
Others (Including Clearing Members)	7947698	19.17
Total	**4,14,54,624**	**100.00**

o. Address for correspondence

Registered Office
Mr. Anubhav Maheshwari
Company Secretary & Compliance Officer
Divine Bliss, 2/3, Judges Court Road,
1st Floor, Kolkata – 700 027
Tel: +91-33-33411800, Fax: +91-33-33411801,
E-mail: cs@mblinfra.com

Corporate Office
Baani Corporate One Tower,
303, 308, 3rd Floor,
Plot No 5, Dist. Commercial Centre
Jasola, New Delhi – 110025
Tel: +91-11-49593300, Fax: +91-11-49593320
E-mail: delhi@mblinfra.com

CERTFICATION OF COMPLIANCE OF THE CODE OF CONDUCT OF THE COMPANY

This is to confirm that the Company has received declarations affirming compliance of the Code of Conduct from the persons concerned for the Financial Year ended 31st March, 2017.

Place : New Delhi
Date : 29th May, 2017

Anjanee Kumar Lakhotia
Managing Director

MANAGING DIRECTOR AND CFO COMPLIANCE CERTIFICATE

To
The Members of Board of Directors
MBL Infrastructures Ltd.

Dear Sirs,

We have reviewed the Financial Statements and the Cash Flow Statements of MBL Infrastructures Limited ('the Company') for the financial year ended 31st March, 2017 and that to the best of our knowledge and belief, we state that:

1. a. these statements do not contain any materially untrue statement or omit any material fact or contain statements that might be misleading;
   b. these statements together present a true and fair view of the Company's affairs and are in compliance with existing accounting standards, applicable laws and regulations;
2. There are, to the best of our knowledge and belief, no transactions entered into by the Company during the year which are fraudulent, illegal or violative of the Company's code of conduct.
3. We accept responsibility for establishing and maintaining internal controls for financial reporting. We have evaluated the effectiveness of internal control systems of the Company pertaining to financial reporting and we have disclosed to the auditors and the Audit Committee, deficiencies in the design or operation of such internal controls, if any, of which we are aware and the steps taken or propose to taken for rectifying these deficiencies.
4. We have indicated to the Auditors and the Audit Committee:
   a. significant changes in internal control over financial reporting during the year, if any;
   b. significant changes, if any, in accounting policies during the year and that the same have been disclosed in the notes to the financial statements; and
   c. Instances of significant frauds, if any, of which we have become aware and the involvement therein, if any, of the management or an employee having a significant role in the company's internal control system over financial reporting.

For MBL Infrastructures Ltd.

Place : New Delhi	**Anjanee Kumar Lakhotia**	**Darshan Singh Negi**
Dated : 29th May, 2017	Managing Director	CFO

AUDITORS' CERTIFICATE ON CORPORATE GOVERNANCE

To
The Members of
MBL Infrastructures Ltd.

We have examined the compliance of conditions of Corporate Governance by MBL Infrastructures Limited ('the Company'), for the year ended 31st March 2017, as stipulated in Regulation 34(3) of the Securities and Exchange Board of India (Listing Obligations and Disclosure Requirements) Regulations, 2015 ('Listing Regulations') of the said Company with the Stock Exchanges in India.

The compliance of conditions of Corporate Governance is the responsibility of the Management. Our examination was limited to procedures and implementation thereof, adopted by the Company for ensuring the compliance of the conditions of Corporate Governance. It is neither an audit nor an expression of opinion on the financial statements of the Company.

In our opinion and to the best of our information and according to the explanations given to us, and the representations made by the directors and the management, we certify that the Company has complied with the conditions of Corporate Governance as stipulated in Regulation 34(3) of the above-mentioned Listing Regulations.

We further state that such compliance is neither an assurance as to the future viability of the Company nor the efficiency or effectiveness with which the Management has conducted the affairs of the Company.

For **Agrawal S. Kumar & Associates**	**(Hitesh Lilha)**	
Chartered Accountants	Partner	Place: New Delhi
Firm Registration No. 322324E	Membership No. 069536	Dated: 29th May, 2017

Annexure E

ANNUAL REPORT ON CORPORATE SOCIAL RESPONSIBILITY ACTIVITIES (CSR) ACTIVITIES

[Pursuant to Section 135 of the Companies Act, 2013]

S. No		
1.	A Brief outline of the Company's CSR policy Including overview of projects or programs proposed to be undertaken and a reference to the web-link to the CSR policy and projects or program.	CSR POLICY CSR activities undertaken by the Company is as per its CSR policy, as projects or programs or activities (either new or ongoing), excluding activities undertaken in normal course of business. CSR activities of the Company primarily focus to contribute to the social and economic development of the community in which it operates. The Company gives preference to the local area and areas around it where it operates, for spending the amount earmarked for Corporate Social Responsibility activities. The projects and programs undertaken amongst others are matter relates to preventive healthcare and sanitation, environmental sustainability and development of socially and economically backward groups. The Company CSR Policy can be assessed on www.mblinfra.com.
2.	Composition of CSR Committee	Mr. Anjanee Kumar Lakhotia, Chairman Ms. Sunita Palita, Independent Director Mr. Ashwini Kumar Singh, Independent Director
3.	Average net profit of the company for last three financial years	Rs. 8,010.33 Lakhs
4.	Prescribed CSR Expenditure (Two percent of the amount as in item 3 above)	Rs. 160.21 lakhs
5.	Details of CSR spend for the financial year	a) Total amount spent for the financial year :Rs. 10.46 Lakhs b) Amount unspent if any: Rs. 149.75lacs c) Manner in which the amount spent during the financial year is detailed below:

CSR Expenditure details

(Rs. Lacs)

S. No	CSR Project or activity identified	Sector	Location	Amount Outlay (budget) project or program wise	Amount spent on the projects or programs Subheads: (1) Direct expenditure on projects or programs. (2) Overheads	Cumulative expenditure upto the reporting period	Amount spent: Direct or through implementing agency
1	Tree Plantation	Environmental sustainability, protection of flora & fauna	Seoni district, Madhya Pradesh	37.50	1.54	2.24	Direct
2	Building Toilets & availability of safe drinking water	Sanitation & availability of safe drinking water	Seoni district, Madhya Pradesh	37.50	1.48	5.71	Direct
3	Tree Plantation	Environmental sustainability, protection of flora & fauna	Balaghat District, Madhya Pradesh	37.50	1.97	2.43	Direct
4	Building Toilets & availability of safe drinking water	Sanitation & availability of safe drinking water	Balaghat District, Madhya Pradesh	37.50	2.03	6.56	Direct
5	Tree Plantation	Environmental sustainability, protection of flora & fauna	Bikaner District, Rajasthan	37.50	1.56	2.06	Direct
6	Building Toilets & availability of safe drinking water	Sanitation & availability of safe drinking water	Bikaner District, Rajasthan	37.50	1.44	1.44	Direct
7	Tree plantation	Environmental sustainability, protection of flora & fauna	Ganganagar District, Rajasthan	37.50	0.32	1.04	Direct
8	Building toilets & availability of safe drinking water.	Sanitation & availability of safe drinking water	Ganganagar District, Rajasthan	37.50	0.12	0.12	Direct
9	Tree plantation	Environmental sustainability, protection of flora & fauna	Hooghly District, West Bengal	5.00	-	0.34	Direct
10	Building toilets & availability of safe drinking water	Sanitation & availability of safe drinking water	Hooghly District, West Bengal	15.00	-	-	Direct
		Total		320.00	10.46	21.94	

6.	Reason for not spending the amount	During the period under review, there was liquidity constraints as detailed in the Director Report, so the Company did not incur prescribed CSR expenditure.
7.	Responsibility Statement of the CSR Committee	The implementation and monitoring of CSR Policy, is in compliance with CSR regulations and Policy of the Company.

For MBL Infrastructures Ltd

Place : New Delhi
Date: 29th May 2017

Anjanee Kumar Lakhotia
Chairman & Managing Director

Annexure F

SECRETARIAL AUDIT REPORT

FOR THE FINANCIAL YEAR ENDED 31st MARCH, 2017

[Pursuant to Section 204(1) of the Companies Act, 2013 and Rule 9 of the Companies (Appointment and Remuneration Personnel) Rules, 2014]

To,
The Members,
MBL Infrastructures Ltd.,
"Divine Bliss", 2/3 Judges Court Road,
1st Floor, Kolkata,
West Bengal- 700027

I, Mehak Gupta, Proprietor of Mehak Gupta & Associates, Company Secretaries have conducted the secretarial audit of the compliance of applicable statutory provisions and the adherence to good corporate practices by MBL Infrastructures Ltd. (CIN-L27109WB1995PLC073700) (hereinafter called the Company). Secretarial Audit was conducted in a manner that provided me a reasonable basis for evaluating the corporate conducts/statutory compliances and expressing my opinion thereon.

Based on my verification of the Company's books, papers, minute books, forms and returns filed and other records maintained by the Company and also the information provided by the Company, its officers, agents and authorized representatives during the conduct of secretarial audit, I hereby report that in my opinion, the Company has, during the audit period covering the financial year ended on 31st March, 2017 complied with the statutory provisions listed hereunder and also that the Company has proper Board-processes and compliance-mechanism in place to the extent, in the manner and subject to the reporting made hereinafter:

I have examined the books, papers, minute books, forms and returns filed and other records maintained by the Company for the financial year ended on 31st March, 2017 according to the provisions of:

(i) The Companies Act, 2013 (as amended)('the Act') and the rules made there under;

(ii) The Securities Contracts (Regulation) Act, 1956 ('SCRA') and the rules made there under;

(iii) The Depositories Act, 1996 and the Regulations and Bye-laws framed there under;

(iv) Foreign Exchange Management Act, 1999 and the rules and regulations made there under to the extent of Foreign Direct Investment, Overseas Direct Investment and External Commercial Borrowings; - (Not applicable to the Company during the audit period).

(v) The following Regulations and Guidelines prescribed under the Securities and Exchange Board of India Act, 1992 ('SEBI Act'):-

(a) The Securities and Exchange Board of India (Substantial Acquisition of Shares and Takeovers) Regulations, 2011 (as amended);

(b) The Securities and Exchange Board of India (Prohibition of Insider Trading) Regulations, 2015;

(c) The Securities and Exchange Board of India (Issue of Capital and Disclosure Requirements) Regulations, 2009.

(d) The Securities and Exchange Board of India (Employee Stock Option Scheme and Employee Stock Purchase Scheme) Guidelines, 1999; - (Not applicable to the Company during the audit period).

(e) The Securities and Exchange Board of India (Issue and Listing of Debt Securities) Regulations, 2008; - (Not applicable to the Company during the audit period).

(f) The Securities and Exchange Board of India (Registrars to an Issue and Share Transfer Agents) Regulations, 1993 regarding the Companies Act and dealing with client; - (Not applicable to the Company during the audit period).

(g) The Securities and Exchange Board of India (Delisting of Equity Shares) Regulations, 2009; - (Not applicable to the Company during the audit period). and

(h) The Securities and Exchange Board of India (Buyback of Securities) Regulations, 1998; - (Not applicable to the Company during the audit period).

(vi) I further report that, having regards to the compliance system prevailing in the company and on examination of the relevant documents and records in pursuance thereof, on test check basis, the company has complied with the (A) Contact Labour (Regulation and Abolition) Act, 1970 (B) Building and other Constructions Workers (BOCW) Act, 1996

I have also examined compliance with the applicable clauses of:

(i) Secretarial Standard 1 and Secretarial Standard 2 issued by the Institute of Company Secretaries of India;

(ii) The Securities and Exchange Board of India (Listing Obligations and Disclosure Requirement) Regulations, 2015;

During the audit period the Company has complied with the provisions of the Act, Rules, Regulations, Guidelines, Standards, etc. mentioned above.

I further report that

The Board of Directors of the Company is duly constituted with proper balance of Executive Director and Independent Directors. The changes in the composition of the Board of Directors that took place during the audit period were carried out in compliance with the provisions of the Act.

Adequate notice is given to all directors to schedule the Board Meetings, agenda and detailed notes on agenda were sent at least seven days in advance to all the Directors, and a system exists for seeking and obtaining further information and clarifications on the agenda items before the meeting and for meaningful participation at the meeting.

I further report that, based on the review of the compliance reports and the certificates of the Company Executive taken on record by the Board of Directors of the Company, in my opinion there are adequate systems and processes in the company commensurate with the size and operations of the company to monitor and ensure compliance with applicable laws, rules, regulations and guidelines the Company is generally regular in filing of e-forms with the Registrar of Companies within the time prescribed under the Act.

This Report is to be read with my letter of even date which is annexed as Annexure 1 and forms an integral part of this Report.

For Mehak Gupta & Associates

Mehak Gupta
Prop.
ACS No.: 38897
C P No.: 15013

Place: New Delhi
Date: 29th May, 2017

Annexure 1

To,
The Members,
MBL Infrastructures Limited,
"Divine Bliss", 2/3 Judges Court Road,
1st Floor, Kolkata,
West Bengal- 700027

My report of even date is to be read along with this letter stating that.

1. Maintenance of secretarial record is the responsibility of the management of the Company. My responsibility is to express an opinion on these secretarial records based on my audit.
2. I have followed the audit practices and process as were appropriate to obtain reasonable assurance about the correctness of the Secretarial records. The verification was done on test check basis to ensure that correct facts are reflected in Secretarial records. I believe that the process and practices, we followed provide a reasonable basis of my opinion.
3. I have not verified the correctness and appropriateness of financial records and Books of Accounts of the Company.
4. Where ever required, I have obtained the Management representation about the Compliance of laws, rules and regulations and happening of events etc.
5. The Compliance of the provisions of Corporate and other applicable laws, rules, regulations, standards is the responsibility of management. My examination was limited to the verification of procedure on test check basis.
6. The Secretarial Audit report is neither an assurance as to the future viability of the Company nor of the efficacy or effectiveness with which the management has conducted the affairs of the Company.

For Mehak Gupta & Associates

Mehak Gupta
Prop.
ACS No.: 38897
C P No.: 15013

Place: New Delhi
Date: 29th May, 2017

Independent Auditor's Report

To
The Members of
MBL Infrastructures Ltd.

REPORT ON THE STANDALONE Ind AS FINANCIAL STATEMENTS

We have audited the accompanying standalone Ind AS financial statements of MBL INFRASTRUCTURES LTD. ('the Company'), which comprise the Balance Sheet as at 31 March 2017, the Statement of Profit and Loss (including Other Comprehensive Income), the Statement of Cash Flows and the Statement of Changes in Equity for the year then ended, and a summary of significant accounting policies and other explanatory information (herein after referred to as "Standalone Ind AS Financial Statements).

MANAGEMENT'S RESPONSIBILITY FOR THE STANDALONE Ind AS FINANCIAL STATEMENTS

The Company's Board of Directors is responsible for the matters stated in Section 134(5) of the Companies Act, 2013 ("the Act") with respect to the preparation of these standalone Ind AS financial statements that give a true and fair view of the state of affairs (financial position), financial performance and cash flows and the changes in equity of the Company in accordance with the accounting principles generally accepted in India, including the Indian Accounting Standards (Ind AS) specified under Section 133 of the Act, read with Rule 7 of the Companies (Accounts) Rules, 2014. This responsibility also includes maintenance of adequate accounting records in accordance with the provisions of the Act for safeguarding of the assets of the Company and for preventing and detecting frauds and other irregularities; selection and application of appropriate accounting policies; making judgments and estimates that are reasonable and prudent; and design, implementation and maintenance of adequate internal financial controls, that were operating effectively for ensuring the accuracy and completeness of the accounting records, relevant to the preparation and presentation of the standalone Ind AS financial statements that give a true and fair view and are free from material misstatement, whether due to fraud or error.

AUDITOR'S RESPONSIBILITY

Our responsibility is to express an opinion on these standalone Ind AS financial statements based on our audit.

We have taken into account the provisions of the Act, the accounting and auditing standards and matters which are required to be included in the audit report under the provisions of the Act and the Rules made there under.

We conducted our audit of the standalone Ind AS financial statements in accordance with the Standards on Auditing specified under Section 143(10) of the Act. Those Standards require that we comply with ethical requirements and plan and perform the audit to obtain reasonable assurance about whether the standalone Ind AS financial statements are free from material misstatement.

An audit involves performing procedures to obtain audit evidence about the amounts and the disclosures in the standalone Ind AS financial statements. The procedures selected depend on the auditor's judgment, including the assessment of the risks of material misstatement of the standalone Ind AS financial statements, whether due to fraud or error. In making those risk assessments, the auditor considers internal financial control relevant to the Company's preparation of the standalone Ind AS financial statements that give a true and fair view in order to design audit procedures that are appropriate in the circumstances. An audit also includes evaluating the appropriateness of the accounting policies used and the reasonableness of the accounting estimates made by the Company's Directors, as well as evaluating the overall presentation of the standalone Ind AS financial statements.

We believe that the audit evidence we have obtained is sufficient and appropriate to provide a basis for our audit opinion on the standalone Ind AS financial statements.

OPINION

In our opinion and to the best of our information and according to the explanations given to us, the aforesaid standalone Ind AS financial statements give the information required by the Act in the manner so required and give a true and fair view in conformity with the accounting principles generally accepted in India including the Ind AS, of the state of affairs of the Company as at 31 March 2017, and its loss (including other comprehensive income), and its cash flows and the changes in equity for the year ended on that date.

REPORT ON OTHER LEGAL AND REGULATORY REQUIREMENTS

1. As required by the Companies (Auditor's Report) Order, 2016 ("the Order") issued by the Central Government of India in terms of section 143(11) of the Act, we give in the Annexure 'A' a statement on the matters specified in the paragraph 3 and 4 of the Order, to the extent applicable.
2. As required by Section 143 (3) of the Act, we report that:
    a. We have sought and obtained all the information and explanations which to the best of our knowledge and belief were necessary for the purposes of our audit.

b. In our opinion proper books of account as required by law have been kept by the Company so far as it appears from our examination of those books;

c. The Balance Sheet, the Statement of Profit and Loss (including other comprehensive income) and the Cash Flow Statement and the Statement of Changes in Equity dealt with by this Report are in agreement with the books of account;

d. In our opinion, the aforesaid standalone Ind AS financial statements comply with the Accounting Standards specified under section 133 of the Act, read with Rule 7 of the Companies (Accounts) Rules, 2014;

e. On the basis of the written representations received from the directors as on 31st March 2017 taken on record by the Board of Directors, none of the directors is disqualified as on 31stMarch 2017 from being appointed as a director in terms of Section 164 (2) of the Act; whereas the Company is under Corporate Insolvency Resolution Process w.e.f. 30th March 2017 vide National Company Law Tribunal, Kolkata Bench (NCLT) order dated 30th March 2017. Interim Resolution Professional was appointed and has been subsequently replaced by Resolution Professional, vide NCLT order dated 18th May 2017. The moratorium period under corporate insolvency resolution process under IBC is for a period of 180 days which can be further extended for a period not exceeding 90 days i.e. till 23rd December, 2017. In case resolution plan is not approved by or is rejected by Hon'ble NCLT within 23rd December, 2017 it shall pass an order for the liquidation of the company under IBC. In such an event the company may not be an ongoing concern and the financial statements have to be recasted.

f. With respect to the adequacy of the internal financial controls over financial reporting of the Company and the operating effectiveness of such controls, refer to our separate report in **Annexure 'B'**.

g. With respect to the other matters to be included in the Auditor's Report in accordance with Rule 11 of the Companies (Audit and Auditors) Rules, 2014, in our opinion and to the best of our information and according to the explanations given to us:

   i. The Company does not have any pending litigations which would impact its financial position;

   ii. The Company did not have any material foreseeable losses on long term contracts including derivative contracts;

   iii. There has been no delay in transferring amounts, required to be transferred, to the Investor Education and Protection Fund by the Company.

   iv. The Company has provided requisite disclosures in its standalone Ind AS financial statements as to holdings as well as dealings in Specified Bank Notes during the period from 8th November, 2016 to 30th December, 2016 and those are in accordance with the books of accounts maintained by the Company (Refer Note No.52)

For **Agrawal S Kumar & Associates**
Chartered Accountants
Firm's Registration No. 322324E

Hitesh Lilha
Partner
Membership No. 069536

Place: New Delhi
Date: 29th day of May, 2017

Annexure-A to the Independent Auditor's Report

The Annexure referred to in paragraph 1 under the heading "Report on Other Legal and Regulatory Requirements" of our Independent Auditors' Report of even date in respect to statutory audit of M/s MBL Infrastructures Ltd. for the year ended 31 March 2017, we report that:

i. (a) The Company has maintained proper records showing full particulars, including quantitative details and situation of property, plant and equipment.

(b) The property, plant and equipment, covering significant value have been physically verified wherever practicable on a phased manner by the management and the reconciliation of the quantities with the book records has been done on continuous basis. As informed no material discrepancies were noticed on such verification.

(c) According to the information and explanations given to us and on the basis of our examination of the records of the Company, the title deeds of immovable properties are held in the name of the Company.

ii. According to the information and explanations given to us, the inventory has been physically verified at reasonable intervals during the year by the Management. In our opinion and according to the information and explanations given to us, the interval of such physical verification is reasonable having regard to size of the Company and nature of its business and according to the information and explanations given to us, no material discrepencies were noticed on such verification.

iii. In our opinion and according to the information and explanations given to us, the Company has not granted any loan to parties covered in the register maintained under section 189 of the Companies Act, 2013. Thus, paragraph 3(iii) of the Order is not applicable.

iv. In our opinion and according to the information and explanations given to us, the Company has complied with the provisions of section 185 and 186 of the Act, with respect to the loans and investments made. The Company has given corporate guarantees for loan taken by its wholly owned Subsidiary "AAP Infrastructure Limited" from Banks or financial institutions. Also the Company has given corporate guarantees for loan taken by its Subsidiary "Suratgarh Bikaner Toll Road Company Private Limited" and for loan taken by its subsidiary "MBL Highway Development Co. Limited" and for Loan taken by its subsidiary "MBL (MP) Toll Road Co. Ltd" from banks or financial institution. Sanction amount and outstanding amount as on 31.03.2017 is as under:

S.No.	Company Name	Sanction Amount (₹ In Crores)	Outstanding Amount (₹ In Crores)
1	AAP Infrastructure Ltd	50.00	13.81
2	Suratgarh Bikaner Toll Road Company Pvt.Ltd.	450.00	483.87
3	MBL Highway Development Company Limited	65.00	79.30
4	MBL (MP) Toll Road Company Ltd	41.30	40.20

v. In our opinion and according to the information and explanations given to us, the Company did not receive any deposits covered under sections 73 to 76 of the Companies Act and the rules framed there under with regard to deposits accepted from the public during the year.

vi. The Central Government has prescribed maintenance of cost records under section 148 (1) of the Companies Act. We have broadly reviewed accounts and records and are of the opinion that prima facie, the prescribed accounts & records have been made & maintained but no detailed examination of such records and accounts have been carried out by us.

vii. (a) According to the information and explanations given to us and on the basis of our examination of the records of the Company, amounts deducted/ accrued in the books of account in respect of undisputed statutory dues including provident fund, income tax, sales tax, service tax, duty of customs, value added tax, cess and other material statutory dues have been deposited during the year by the Company with the appropriate authorities except that the Company has not deposited the Dividend Distribution Tax, Provident fund, Tax deducted at source and Income tax for more than six months as under:

S.No.	Particulars	Amount (In ₹)
1	Dividend Distribution Tax	2,53,17,558
2	Provident Fund	2,86,52,319
3	Tax Deducted at Source	5,43,63,162
4	Income Tax	26,94,17,031

(b) According to the information and explanations given to us and the records of the Company examined by us, the dues of income tax, sales tax, wealth tax, service tax, duty

of customs, duty of excise, value added tax and cess as at 31st March, 2017 which have not been deposited on account of dispute and the forum where the disputes are pending are as under:

(₹ in Lakhs)

Name of the Statute	Nature of Dues	Amount	Period	Forum where dispute is Pending
Income Tax Act	Income Tax	1.83	A.Y. 2004-05	High Court
Income Tax Act	Income Tax	373.68	A.Y. 2005-06	High Court
Income Tax Act	Income Tax	103.06	A.Y. 2005-06	CIT (A)/ Central-I/Kol
Income Tax Act	Income Tax	0.43	A.Y. 2006-07	CIT (A)/ Central-I/Kol
Income Tax Act	Income Tax	119.82	A.Y. 2008-09	CIT (A)/ Central-I/Kol
Income Tax Act	Income Tax	228.45	A.Y. 2009-10	CIT (A)/ Central-I/Kol
Income Tax Act	Income Tax	182.91	A.Y. 2010-11	CIT (A)/ Central-I/Kol
Income Tax Act	Income Tax	244.80	A.Y. 2012-13	CIT (A)/ Central-I/Kol
Income Tax Act	Income Tax	459.28	A.Y. 2013-14	CIT (A)/ Central-I/Kol
Income Tax Act	Income Tax	1,596.24	A.Y. 2014-15	CIT (A)/ Central-I/Kol
WBVAT Act 2003	Sales Tax	40.65	A.Y. 2007-08	Commercial Tax Officer
WBVAT Act 2003	Sales Tax	275.28	A.Y. 2008-09	Commercial Tax Officer
WBVAT Act 2003	Sales Tax	684.06	A.Y. 2009-10	WB Taxation Tribunal
WBVAT Act 2003	Sales Tax	251.26	A.Y. 2010-11	WB Commercial Taxes Appellate & Revision Board
HVAT Act 2003	Sales Tax	11.19	A.Y. 2010-11	Hon'Ble Tribunal Court
BVAT Act 2005	Sales Tax	94.74	A.Y. 2010-11	Commercial Tax Tribunal
BVAT Act 2005	Sales Tax	54.81	A.Y. 2010-11	Commercial Tax Tribunal
UP VAT Act 2008	Sales Tax	5.99	A.Y. 2011-12	Add. Commissioner - Commercial Tax
BVAT Act 2005	Sales Tax	55.25	A.Y. 2011-12	Commercial Tax Tribunal
BVAT Act 2005	Sales Tax	451.96	A.Y. 2011-12	Commercial Tax Tribunal
BVAT Act 2005	Sales Tax	92.22	A.Y. 2012-13	Commercial Tax Tribunal
BVAT Act 2005	Sales Tax	482.23	A.Y. 2012-13	Commercial Tax Tribunal
DVAT Act 2005	Sales Tax	0.50	A.Y. 2015-16	Joint Commissioner
DVAT Act 2005	Sales Tax	0.50	A.Y. 2015-16	Joint Commissioner
UTTARANCHAL VAT Act 2005	Sales Tax	0.61	A.Y. 2015-16	Additional Commissioner
UTTARANCHAL VAT Act 2005	Sales Tax	0.51	A.Y. 2015-16	Additional Commissioner
RVAT Act 2003	Sales Tax	2.17	A.Y. 2013-14	Commercial Tax Officer
RVAT Act 2003	Sales Tax	70.04	A.Y. 2014-15	Commercial Tax Officer
BVAT Act 2005	Sales Tax	147.00	A.Y.2015-16	Commercial Tax Assistant Commissioner
UP VAT Act 2008	Sales Tax	0.64	A.Y.2013-14	Commercial Tax Deputy Commissioner
UP VAT Act 2008	Sales Tax	17.59	A.Y.2013-14	Commercial Tax Deputy Commissioner
BVAT Act 2005	Sales Tax	0.55	A.Y.2011-12	Commercial Tax Joint Commissioner
BVAT Act 2005	Sales Tax	0.41	A.Y.2011-12	Commercial Tax Joint Commissioner
BVAT Act 2005	Sales Tax	0.55	A.Y.2012-13	Commercial Tax Joint Commissioner
BVAT Act 2005	Sales Tax	0.50	A.Y.2012-13	Commercial Tax Joint Commissioner
BVAT Act 2005	Sales Tax	0.55	A.Y.2013-14	Commercial Tax Joint Commissioner

There is also a disputed Income Tax refund amounting to ₹24.14 Lakhs relating to A.Y. 2011-12 standing to the credit of the Company.

viii. According to the information and explanations given to us by the management, the Company has defaulted in repayment of dues to financial institutions or banks ₹9811.78 Lakhs (as per schedule note 19), ₹122253.57 Lakhs (as per schedule note 24) and ₹3193.24 Lakhs (as per schedule note 26) and the company is in the process of Corporate Insolvency Resolution under IBC, 2016. Committee of Creditors has been formed.

ix. Based on information and explanations given to us and records of the Company examined by us, in our opinion, the term loans have been applied for the purpose for which they were obtained.

x. According to the information and explanations given to us, no material fraud by the Company or on the Company by its officers or employees has been noticed or reported during the course of our audit.

xi. According to the information and explanations given to us and based on our examination of the records of the Company, the Company has not provided for managerial remuneration in accordance with the requisite approvals mandated by the provisions of section 197 read with Schedule V to the Act.

xii. In our opinion and according to the information and explanations given to us, the Company is not a nidhi company. Accordingly, paragraph 3(xii) of the Order is not applicable.

xiii. According to the information and explanations given to us and based on our examination of the records of the Company, transactions with the related parties are in compliance with sections 177 and 188 of the Act where applicable and details of such transactions have been disclosed in the standalone Ind AS financial statements as required by the applicable accounting standards.

xiv. According to the information and explanations give to us and based on our examination of the records of the Company, the Company has not made any preferential allotment or private placement of shares or fully or partly convertible debentures during the year.

xv. According to the information and explanations given to us and based on our examination of the records of the Company, the Company has not entered into non-cash transactions with directors or persons connected with him.

xvi. As per our information, the Company is not required to be registered under section 45-IA of the Reserve Bank of India Act, 1934.

For **Agrawal S Kumar & Associates**
Chartered Accountants
Firm's Registration No. 322324E

Hitesh Lilha
Partner
Membership No. 069536

Place: New Delhi
Date: 29th day of May, 2017

Annexure-B to the Independent Auditor's Report

The Annexure referred to in paragraph 2 (f) under the heading "Report on Other Legal and Regulatory Requirements" of our Independent Auditors' Report of even date in respect to the internal financial control under clause (i) of sub-section 3 of section 143 of the Act of M/s MBL Infrastructures Ltd. for the year ended 31 March 2017, we report that:

We have audited the internal financial controls over financial reporting of M/s MBL Infrastructures Ltd. ("the Company") as of 31st March 2017 in conjunction with our audit of the standalone Ind AS financial statements of the Company for the year ended on that date.

MANAGEMENT'S RESPONSIBILITY FOR INTERNAL FINANCIAL CONTROLS

The Company's management is responsible for establishing and maintaining internal financial controls based on the internal control over financial reporting criteria established by the Company considering the essential components of internal control stated in the Guidance Note on Audit of Internal Financial Controls over Financial Reporting issued by the Institute of Chartered Accountants of India ('ICAI'). These responsibilities include the design, implementation and maintenance of adequate internal financial controls that were operating effectively for ensuring the orderly and efficient conduct of its business, including adherence to company's policies, the safeguarding of its assets, the prevention and detection of frauds and errors, the accuracy and completeness of the accounting records, and the timely preparation of reliable financial information, as required under the Act.

AUDITOR'S RESPONSIBILITY

Our responsibility is to express an opinion on the Company's internal financial controls over financial reporting based on our audit. We conducted our audit in accordance with the Guidance Note on Audit of Internal Financial Controls over Financial Reporting (the "Guidance Note") and the Standards on Auditing, issued by ICAI and deemed to be prescribed under section 143(10) of the Companies Act, 2013 to the extent applicable to an audit of internal financial controls, both applicable to an audit of Internal Financial Controls and, both issued by ICAI. Those Standards and the Guidance Note require that we comply with ethical requirements and plan and perform the audit to obtain reasonable assurance about whether adequate internal financial controls over financial reporting was established and maintained and if such controls operated effectively in all material respects.

Our audit involves performing procedures to obtain audit evidence about the adequacy of the internal financial controls system over financial reporting and their operating effectiveness. Our audit of internal financial controls over financial reporting included obtaining an understanding of internal financial controls over financial reporting, assessing the risk that a material weakness exists, and testing and evaluating the design and operating effectiveness of internal control based on the assessed risk. The procedures selected depend on the auditor's judgment, including the assessment of the risks of material misstatement of the standalone Ind AS financial statements, whether due to fraud or error.

We believe that the audit evidence we have obtained is sufficient and appropriate to provide a basis for our audit opinion on the Company's internal financial controls system over financial reporting.

MEANING OF INTERNAL FINANCIAL CONTROLS OVER FINANCIAL REPORTING

A company's internal financial control over financial reporting is a process designed to provide reasonable assurance regarding the reliability of financial reporting and the preparation of standalone Ind AS financial statements for external purposes in accordance with generally accepted accounting principles. A company's internal financial control over financial reporting includes those policies and procedures that:

(1) pertain to the maintenance of records that, in reasonable detail, accurately and fairly reflect the transactions and dispositions of the assets of the company;

(2) provide reasonable assurance that transactions are recorded as necessary to permit preparation of standalone Ind AS financial statements in accordance with generally accepted accounting principles, and that receipts and expenditures of the company are being made only in accordance with authorizations of management and directors of the company; and

(3) provide reasonable assurance regarding prevention or timely detection of unauthorized acquisition, use, or disposition of the company's assets that could have a material effect on the standalone Ind AS financial statements.

INHERENT LIMITATIONS OF INTERNAL FINANCIAL CONTROLS OVER FINANCIAL REPORTING

Because of the inherent limitations of internal financial controls over financial reporting, including the possibility of collusion or improper management override of controls, material misstatements due to error or fraud may occur and not be detected. Also, projections of any evaluation of the internal financial controls over financial reporting to future periods are subject to the risk that the internal financial control over financial reporting may become inadequate because of changes in conditions, or that the degree of compliance with the policies or procedures may deteriorate.

OPINION

In our opinion, the Company has, in all material respects, an adequate internal financial controls system over financial reporting and such internal financial controls over financial reporting were operating effectively as at 31 March 2017, based on the internal control over financial reporting criteria established by the Company considering the essential components of internal control stated in the Guidance Note on Audit of Internal Financial Controls Over Financial Reporting issued by ICAI.

For **Agrawal S Kumar & Associates**
Chartered Accountants
Firm's Registration No. 322324E

Hitesh Lilha
Partner
Membership No. 069536

Place: New Delhi
Date: 29th day of May, 2017

Balance Sheet as at 31st March, 2017

(₹ in Lakhs)

Particulars	Note No.	As on 31st March, 2017	As on 31st March, 2016	As on 1st April, 2015
ASSETS				
(1) Non current assets				
(a) Property, plant and equipment	5	15,921.96	18,790.39	17,430.77
(b) Capital work in progress		-	-	-
(c) Other intangible assets		-	-	-
(d) Financial assets				
(i) Investment	6	20,339.39	24,202.88	19,980.88
(ii) Trade receivables	7	98,906.40	4,115.04	3,902.69
(iii) Loans	8	6,508.08	4,995.03	2,441.39
(iv) Others	9	-	58.28	495.80
(e) Deferred tax assets(net)	22	2,387.15	-	-
(f) Other non current assets	10	28,083.88	1,243.51	1,913.35
(2) Current assets				
(a) Inventories	11	2,508.88	73,782.00	81,053.89
(b) Financial assets				
(i) Investment		-	-	-
(ii) Trade receivables	12	23,076.13	71,474.24	49,895.45
(iii) Cash and cash equivalents	13	356.91	430.02	624.52
(iv) Other Bank Balances	14	661.25	318.57	160.59
(v) Loans		-	-	-
(vi) Others	15	5,013.52	2,779.68	1,999.94
(c) Other current assets	16	20,059.13	9,155.59	9,225.84
TOTAL ASSETS		223,822.68	211,345.23	189,125.11
EQUITY AND LIABILITIES				
EQUITY				
(a) Equity share capital	17	4,145.46	4,145.46	2,072.73
(b) Other equity	18	61,588.50	68,933.99	63,287.95
LIABILITIES				
(1) Non current liabilites				
(a) Financial liabilites				
(i) Borrowings	19	9,811.78	11,517.82	10,356.51
(ii) Trade payables		-	-	-
(iii) Other financial liability	20	-	1,626.75	1,443.05
(b) Provisions	21	144.22	178.15	129.18
(c) Deferred tax liabilites (net)	22	-	3,660.84	4,043.09
(d) Other non current liabilties	23	-	201.23	13,869.09
(2) Current liabilites				
(a) Financial liabilites				
(i) Borrowings	24	122,253.57	77,160.12	59,004.91
(ii) Trade payables	25	11,957.28	30,460.33	22,707.38
(iii) Other financial liability	26	3,328.32	2,143.47	1,909.94
(b) Other current liabilites	27	7,633.24	7,860.80	7,983.78
(c) Provisions	28	266.14	16.67	12.20
(d) Current Tax Liabilities (net)	29	2,694.17	3,439.60	2,305.30
TOTAL EQUITY & LIABILITY		223,822.68	211,345.23	189,125.11

Significant Accounting Policies and other accompanying notes (1-54) forms an intergral part of the financial statements.

As per our report on even date

For **Agrawal S. Kumar & Associates**
Chartered Accountants
Firm Registration No.322324E

Hitesh Lilha
Partner
Membership No. 069536

Place: New Delhi
Dated : 29th May 2017

For and on behalf of the Board

Anubhav Maheshwari
Company Secretary

Darshan Singh Negi
Chief Financial officer

Anjanee Kumar Lakhotia
Director
DIN-00357695

Ashwini Kumar Singh
Director
DIN- 00365901

Statement of Profit & Loss for the year ended 31st March, 2017 as per Ind AS

(₹ in Lakhs)

Particulars	Note No.	For the year ended 31st March, 2017	For the year ended 31st March, 2016
INCOME			
Revenue from operation	30	227,123.53	231,434.50
Other income	31	4,163.29	1,644.62
(A) TOTAL INCOME		231,286.82	233,079.12
EXPENSES			
Cost of materials consumed	32	202,799.06	176,652.64
Employee benefits expense	33	3,615.04	4,709.20
Finance costs	34	15,137.19	11,682.43
Depreciation and amortisation expense	35	1,777.22	1,723.79
Other expenses	36	20,641.67	27,563.25
(B) Total Expenses		243,970.18	222,331.31
Profit/(Loss) before tax (A-B)		(12,683.35)	10,747.81
Tax Expense:			
(1) Current Tax		-	2,663.00
(2) Deferred Tax	44	(6,061.24)	(382.12)
Total Profit/(Loss) for the period (C)		(6,622.11)	8,466.93
Other Comprehensive Income			
i. Items that will not be reclassified to Profit or Loss		38.26	0.40
ii. Income Tax relating to items that will not be reclassified to Profit or Loss		(13.24)	(0.14)
Total Other Comprehensive Income (D)		25.02	0.26
Total Comprehensive Income for the period (C+D)		(6,597.09)	8,467.19
Earning per equity share(Face Value ₹10/- each)			
Basic & Diluted		(15.91)	20.42

Significant Accounting Policies and other accompanying notes (1-54) forms an intergral part of the financial statements.

As per our report on even date

For **Agrawal S. Kumar & Associates**
Chartered Accountants
Firm Registration No.322324E

Hitesh Lilha
Partner
Membership No. 069536

Place: New Delhi
Dated : 29th May 2017

For and on behalf of the Board

Anubhav Maheshwari
Company Secretary

Darshan Singh Negi
Chief Financial officer

Anjanee Kumar Lakhotia
Director
DIN-00357695

Ashwini Kumar Singh
Director
DIN- 00365901

Cash Flow Statement for the year ended 31st March, 2017

(₹ in Lakhs)

Particulars	For the year ended 31st March, 2017	For the year ended 31st March, 2016
A. Cash Inflow / (Outflow) from Operating Activities		
Net Profit/(Loss) Before Tax & Exceptional Items	(12,683.35)	10,747.81
Adjustment for:		
Depreciation/Amortisation	1,777.22	1,723.79
Finance Cost	15,377.77	11,682.43
Interest Income	(224.91)	(501.38)
(Profit) / Loss on Sale/Discard of Property,Plant & Equipment (Net)	130.74	90.37
Operating Profit Before Working Capital Changes	4,377.47	23,743.03
Adjustment for:		
(Increase) / Decrease in Inventories	71,273.13	7,271.88
(Increase) / Decrease in Trade Receivables	(46,393.25)	(21,791.14)
Decrease/ (Increase) in Other Financial Assets	(2,195.33)	(788.10)
Decrease/ (Increase) in Loans	(1,513.04)	(2,553.65)
Decrease/ (Increase) in Other Assets	(40,318.32)	740.03
Increase/ (decrease) in Trade payables	(18,503.05)	7,752.94
Increase/ (decrease) in Other Financial Liabilities	(440.53)	417.24
Increase/ (decrease) in Other Liabilities & Provisions	2,399.42	(14,851.87)
Cash Inflow from Operating Activities Before Exceptional Items	(31,313.50)	(59.65)
Income Tax (Advance) (Net)	(745.43)	(1,528.70)
Net Cash Inflow from Operating Activities	**(32,058.93)**	**(1,588.35)**
B. Cash Inflow / (Outflow) from Investing Activities		
Capital Expenditure	(437.65)	(3,308.93)
Proceeds from sale of property, plant & equipment	1,398.11	135.16
Acquisition/Disposal of investment in subsidiary	3,863.51	(4,222.00)
Deposit with original maturity more than three months	(283.90)	279.64
Interest Received	186.39	509.75
Net Cash Inflow from Investing Activities	**4,726.46**	**(6,606.38)**
C. Cash Inflow / (Outflow) from Financing Activities		
Dividend Paid	(748.03)	(748.30)
Amount deposited in bank towards unclaimed dividend	(0.50)	(0.11)
Interest and Finance Charges Paid	(15,379.16)	(10,567.86)
Proceeds from / (Repayment of) Long Term Borrowings (net)	(1,706.42)	1,161.31
Proceeds from / (Repayment of) Short Term Borrowings (net)	47,065.41	14,688.39
Net Cash Outflow from Financing Activities	**29,231.30**	**4,533.43**
Net Changes in Cash & Cash Equivalents (A+B+C)	**1,898.84**	**(3,661.30)**
Cash & Cash Equivalents (Closing Balance) (Including Bank overdraft)*	(1,142.26)	(3,041.11)
Cash & Cash Equivalents (Opening Balance) (Including Bank overdraft)	(3,041.11)	620.19
Net Changes in Cash & Cash Equivalents	**1,898.84**	**(3,661.30)**
*Cash and cash equivalents as per Balance Sheet	356.92	430.02
Bank overdraft	1,499.18	3,471.13
Cash & Cash Equivalents (Closing Balance) (Including Bank overdraft)	**(1,142.26)**	**(3,041.11)**

Significant Accounting Policies and other accompanying notes (1-54) forms an integral part of the financial statements.

As per our report on even date

For **Agrawal S. Kumar & Associates**
Chartered Accountants
Firm Registration No.322324E

Hitesh Lilha
Partner
Membership No. 069536

Place: New Delhi
Dated : 29th May 2017

For and on behalf of the Board

Anubhav Maheshwari
Company Secretary

Darshan Singh Negi
Chief Financial officer

Anjanee Kumar Lakhotia
Director
DIN-00357695

Ashwini Kumar Singh
Director
DIN- 00365901

Statement of changes in equity for the year ended 31st March, 2017

A Equity Share Capital

(₹ in Lakhs)

Particulars	Share Capital
Balance as on April 1, 2015	2,072.73
Add: Shares issued during the year 2015-16	2,072.73
Balance as on March 31, 2016	4,145.46
Add: Shares issued during the year 2016-17	-
Balance as on March 31, 2017	**4,145.46**

B Other Equity

(₹ in Lakhs)

Particulars	Reserve and Surplus				Items of Other Comprehensive Income	Total
	Capital Redemption Reserve	Security Premium Reserve	General Reserve	Retained Earnings	Re-measurement of defined benefit plans	
Balance as on April 1, 2015	1,391.01	21,384.97	29,962.41	10,557.24	(7.68)	63,287.94
Profit for the year	-	-	-	8,466.93	-	8,466.93
Amount utlized for issue of Bonus shares	(1,391.01)	(681.73)	-	-	-	(2,072.73)
Dividend payments including dividend distribution tax	-	-	-	(748.41)	-	(748.41)
Transfer from retained earnings	-	-	5,000.00	(5,000.00)	-	-
Re-measurements of the net defined benefit Plans	-	-	-	-	0.26	0.26
Balance as on March 31, 2016	-	20,703.24	34,962.41	13,275.76	(7.42)	68,933.99
Profit for the year	-	-	-	(6,622.11)	-	(6,622.11)
Dividend payments including dividend distribution tax	-	-	-	(748.41)	-	(748.41)
Transfer from retained earnings	-	-	-	-	-	-
Re-measurements of defined benefit Plans	-	-	-	-	25.02	25.02
Balance as on March 31, 2017	-	20,703.24	34,962.41	5,905.24	17.60	61,588.50

Refer note 18 for nature and purpose of reserves

Significant Accounting Policies and other accompanying notes (1-54) form an intergral part of the financial statements.

As per our report on even date

For **Agrawal S. Kumar & Associates**
Chartered Accountants
Firm Registration No.322324E

Hitesh Lilha
Partner
Membership No. 069536

Place: New Delhi
Dated : 29th May 2017

For and on behalf of the Board

Anubhav Maheshwari
Company Secretary

Darshan Singh Negi
Chief Financial officer

Anjanee Kumar Lakhotia
Director
DIN-00357695

Ashwini Kumar Singh
Director
DIN- 00365901

Summary of significant accounting policies and other explanatory information to the standalone financial statements for the year ended 31, March 2017

Note 1 : Corporate and General Information

MBL Infrastructures Ltd. ("the Company") is a public limited company domiciled and incorporated in India and its equity shares are listed at Bombay Stock Exchange (BSE) /National Stock Exchange (NSE). The registered office is located at Divine Bliss, 2/3, Judges Court Road, 1st Floor, Kolkata 700027, India. The Company is principally engaged in the business of providing engineering and construction services.

Note 2 : Statement of Compliance

The Company has adopted Indian Accounting Standards (referred to as "Ind AS") notified under the Companies (Indian Accounting Standards) Rules, 2015 (as amended) read with Section 133 of the Companies Act, 2013 ("the Act") with effect from April 1, 2016 and therefore Ind AS issued, notified and made effective till the financial statements are authorized have been considered for the purpose of preparation of these financial statements.

These are the Company's first Ind AS Financial Statements and the date of transition to Ind AS as required has been considered to be April 1, 2015.

The financial statement up to the year ended March 31, 2016, were prepared under the historical cost convention on accrual basis in accordance with the Generally Accepted Accounting Principles and Accounting Standards as prescribed under the provisions of the Companies Act, 2013 read with the Companies (Accounts) Rules, 2014 then applicable (Previous GAAP) to the Company. Previous period figures in the Financial Statements have now been recasted/restated to make it comparable with current year's figures.

In accordance with Ind AS 101-"First Time adoption of Indian Accounting Standards" (Ind AS 101), the Company has presented in Note No.45 a reconciliation of Shareholders' equity as given earlier under Previous GAAP and those considered in these accounts as per Ind AS as at March 31, 2016, and April 1, 2015 and also the Net Profit as per Previous GAAP and that arrived including Other Comprehensive Income under Ind AS for the year ended March 31, 2016.The mandatory exceptions and optional exemptions availed by the Company on First-time adoption have been detailed in Note No. 45 of the financial statement.

Recent Pronouncements

In March 2017, Ministry of Corporate Affairs issued the Companies (Indian Accounting Standards) (Amendments) Rules, 2017, notifying amendments to the Ind AS 7 'Statement of Cash flows' and Ind AS 102, 'Share - Based Payment' which are applicable w.e.f. 1st April, 2017.

The amendment to Ind AS 7 "Statement of Cash Flows" requires the entities to provide disclosures that enable users of financial statements to evaluate changes in liabilities arising from financing activities, including both changes arising from cash flows and non-cash changes. The effect of this amendment on the financial statements of the Company is being evaluated.

The amendment to Ind AS 102 "Share Based Payment" provides specific guidance to measurement of cash-settled share based payment transaction and share based payment transaction with a net settlement feature for withholding tax obligations. As the Company has not issued any stock options plans this amendment does not have any impact on the financial statements of the Company.

Note 3 : Significant Accounting Policies

(a) Basis of preparation

The Financial Statements have been prepared under the historical cost convention on accrual basis except certain financial instruments that are measured in terms of relevant Ind AS at amortized costs at the end of each reporting period.

Historical cost convention is generally based on the fair value of the consideration given in exchange for goods and services.

Operating cycle for the business activities of the company covers the normal duration of the project/ contract/ service including the defect obligation period, wherever applicable, and extends up to the realisation of receivables (including retention money) within the credit period normally applicable to the respective project. In cases where the operating cycle cannot be identified in the normal course, the same has been assumed to have duration of twelve months. Accordingly, all Assets and Liabilities have been classified as current or non-current as per the operating cycle and other criteria set out in Ind AS 1 'Presentation of Financial Statements' and Schedule III to the Companies Act, 2013.The standalone financial statements are presented in Indian Rupees (`INR'), which is the Company's functional and presentation currency and all amounts are rounded to the nearest Lakhs (except otherwise indicated).

Summary of significant accounting policies and other explanatory information to the standalone financial statements for the year ended 31, March 2017

(b) Fair Value Measurement

Fair value is the price that would be received to sell an asset or paid to transfer a liability in an orderly transaction between market participants at the measurement date under current market conditions.

The Company categorizes assets and liabilities measured at fair value into one of three levels depending on the ability to observe inputs employed for such measurement:

(a) Level 1: inputs are quoted prices (unadjusted) in active markets for identical assets or liabilities.

(b) Level 2: inputs other than quoted prices included within level 1 that are observable either directly or indirectly for the asset or liability.

(c) Level 3: inputs for the asset or liability which are not based on observable market data (unobservable inputs).

The company has an established control framework with respect to the measurement of fair values. This includes a finance team that has overall responsibility for overseeing all significant fair value measurements who regularly review significant unobservable inputs, valuation adjustments and fair value hierarchy under which the valuation should be classified.

(c) Accounting Estimates

The preparation of the financial statements requires management to make estimates and assumptions that affect the reported amounts of assets and liabilities and disclosure of contingent liabilities as at the date of financial statements and the results of operation during the reported period. Although these estimates are based upon management's best knowledge of current events and actions, actual results could differ from these estimates which are recognised in the period in which they are determined. The estimates and underlying assumptions are reviewed on an ongoing basis. Revisions to accounting estimates are recognised in the period in which the estimate is revised if the revision effects only that period or in the period of the revision and future periods if the revision affects both current and future years.

(d) Estimates and assumptions

The key assumptions concerning the future and other key sources of estimation uncertainty at the reporting date, that have a significant risk of causing a material adjustment to the carrying amounts of assets and liabilities within the next financial year, are described below. The Company based its assumptions and estimates on parameters available when the financial statements were prepared. Existing circumstances and assumptions about future developments, however, may change due to market changes or circumstances arising that are beyond the control of the Company. Such changes are reflected in the financial statements in the period in which changes are made and, if material, their effects are disclosed in the notes to the financial statements.

(e) Recoverability of claims

The Company has claims in respect of cost over-run arising due to client caused delays, suspension of projects, deviation in design and change in scope of work etc., which are at various stages of negotiation/ discussion with the clients or under arbitration. The realisability of these claims are estimated based on contractual terms, historical experience with similar claims as well as legal opinion obtained from internal and external experts, wherever necessary. Changes in facts of the case or the legal framework may impact realisability of these claims.

(f) Property Plant and Equipment (PPE)

Property, plant and equipment are stated at cost of acquisition, construction and subsequent improvements thereto less accumulated depreciation and impairment losses, if any. For this purpose, cost include deemed cost on the date of transition and comprises purchase price of assets or its construction cost including duties and taxes, inward freight and other expenses incidental to acquisition or installation and adjustment for exchange differences wherever applicable and any cost directly attributable to bring the asset into the location and condition necessary for it to be capable of operating in the manner intended by the management.

The cost of replacing part of an item of property, plant and equipment is recognised in the carrying amount of the item if it is probable that the future economic benefits embodied within the part will flow to the Company and its cost can be measured reliably. The costs of the day-to-day servicing of property, plant and equipment are recognised in the income statement when incurred.

Summary of significant accounting policies and other explanatory information to the standalone financial statements for the year ended 31, March 2017

Depreciation :

Depreciation on PPE is provided as per Schedule II of the Companies Act, 2013 on straight line method.

Assets costing rupees five thousand or less are being depreciated fully in the year of addition/acquisition.

Depreciation on Property, Plant and Equipments commences when the assets are ready for their intended use. Based on above, the estimated useful lives of assets for the current period are as follows.

Category	Useful life
Buildings	60 Years
Plant and machinery	15 Years
Computer equipment	3 Years
Furniture and fixtures	10 Years
Office equipment	5 Years
Vehicles Motor cycles, scooters and other mopeds	8 Years

Depreciation methods, useful lives and residual values are reviewed and adjusted as appropriate, at each reporting date.

(g) Derecognition of Tangible assets:

An item of PPE is de-recognised upon disposal or when no future economic benefits are expected to arise from its use or disposal. Gain or loss arising on the disposal or retirement of an item of PPE is determined as the difference between the sales proceeds and the carrying amount of the asset and is recognised in the Statement of Profit and Loss.

(h) Inventories:

Construction materials are valued at lower of cost and fair value (except scrap/ waste which are valued at net realizable value). Cost of inventories is ascertained on FIFO basis.

Net realizable value is the estimated selling price in the ordinary course of business less estimated costs of completion and selling costs. The cost is computed on weighted average basis.

Provision for obsolescence in inventories is made, whenever required.

(i) Financial assets and financial liabilities

Financial assets and financial liabilities (financial instruments) are recognised when the Company becomes a party to the contractual provisions of the instruments.

Financial assets and financial liabilities are initially measured at fair value. Transaction costs that are directly attributable to the acquisition or issue of financial assets and financial liabilities (other than financial assets and financial liabilities at fair value through profit or loss) are added to or deducted from the fair value of the financial assets or financial liabilities, as appropriate, on initial recognition. Transaction costs directly attributable to the acquisition of financial assets or financial liabilities at fair value through profit or loss are recognised immediately in the Statement of Profit and Loss.

The financial assets and financial liabilities are classified as current if they are expected to be realised or settled within operating cycle of the company or otherwise these are classified as non-current.

The classification of financial instruments whether to be measured at Amortized Cost, at Fair Value through Profit and Loss (FVTPL) or at Fair Value Through Other Comprehensive Income (FVTOCI) depends on the objective and contractual terms to which they relate. Classification of financial instruments are determined on initial recognition.

(i) Cash and cash equivalents

All highly liquid financial instruments, which are readily convertible into determinable amounts of cash and which are subject to an insignificant risk of change in value and are having original maturities of three months or less from the date of purchase, are

Summary of significant accounting policies and other explanatory information to the standalone financial statements for the year ended 31, March 2017

considered as cash equivalents. Cash and cash equivalents includes balances with banks which are unrestricted for withdrawal and usage.

(ii) Financial Assets and Financial Liabilities measured at amortised cost

Financial Assets held within a business whose objective is to hold these assets in order to collect contractual cash flows and the contractual terms of the financial asset give rise on specified dates to cash flows that are solely payments of principal and interest on the principal amount outstanding are measured at amortized cost.

The above Financial Assets and Financial Liabilities subsequent to initial recognition are measured at amortized cost using Effective Interest Rate (EIR) method.

The effective interest rate is the rate that exactly discounts estimated future cash payments or receipts (including all fees and points paid or received, transaction costs and other premiums or discounts) through the expected life of the Financial Asset or Financial Liability to the gross carrying amount of the financial asset or to the amortised cost of financial liability, or, where appropriate, a shorter period, to the net carrying amount on initial recognition.

(iii) Financial Asset at Fair Value through Other Comprehensive Income (FVTOCI)

Financial assets are measured at fair value through other comprehensive income if these financial assets are held within a business whose objective is achieved by both collecting contractual cash flows and selling financial assets and the contractual terms of the financial asset give rise on specified dates to cash flows that are solely payments of principal and interest on the principal amount outstanding. Subsequent to initial recognition, they are measured at fair value and changes therein are recognised directly in other comprehensive income.

(iv) For the purpose of para (ii) and (iii) above, principal is the fair value of the financial asset at initial recognition and interest consists of consideration for the time value of money and associated credit risk.

(v) Financial Assets or Liabilities at Fair value through profit or loss

Financial Instruments which does not meet the criteria of amortised cost or fair value through other comprehensive income are classified as Fair Value through Profit or loss. These are recognised at fair value and changes therein are recognized in the statement of profit and loss.

(vi) Investment in Subsidiaries and associates are being carried at cost.

(vii) Impairment of financial assets

The Company evaluates whether there is any objective evidence that financial assets including loan, trade and other receivables are impaired and determines the amount of impairment allowance as a result of the inability of the parties to make required payments. The Company bases the estimates on the ageing of the receivables, credit-worthiness of the receivables and historical write-off experience and variation in the credit risk on year to year basis.

(viii) Derecognition of financial instruments

The Company derecognizes a financial asset or a group of financial assets when the contractual rights to the cash flows from the asset expire, or when it transfers the financial asset and substantially all the risks and rewards of ownership of the asset to another party.

On derecognition of a financial asset (except for equity instruments designated as FVTOCI), the difference between the asset's carrying amount and the sum of the consideration received and receivable are recognized in statement of profit and loss.

On derecognition of assets measured at FVTOCI, the cumulative gain or loss previously recognised in other comprehensive income is reclassified from equity to profit or loss as a reclassification adjustment.

Financial liabilities are derecognized if the Company's obligations specified in the contract expire or are discharged or cancelled. The difference between the carrying amount of the financial liability derecognized and the consideration paid and payable is recognized in Statement of Profit and Loss.

Summary of significant accounting policies and other explanatory information to the standalone financial statements for the year ended 31, March 2017

(j) Foreign Currency Transactions

Transactions in foreign currencies are translated into the functional currency at the exchange rates prevailing on the date of the transactions. Foreign currency monetary assets and liabilities at the year-end are translated at the year-end exchange rates. Non-monetary items which are carried in terms of historical cost denominated in a foreign currency, are reported using the exchange rate as at the date of transaction. The loss or gain thereon and also on the exchange differences on settlement of the foreign currency transactions during the year are recognized as income or expense in the statement of profit and loss. Foreign exchange gain/loss to the extent considered as an adjustment to Interest Cost are considered as part of borrowing cost.

(k) Equity Share Capital

An equity instrument is a contract that evidences residual interest in the assets of the company after deducting all of its liabilities. Par value of the equity shares is recorded as share capital and the amount received in excess of par value is classified as Securities Premium. Costs directly attributable to the issue of ordinary shares are recognised as a deduction from equity, net of any tax effects.

(l) Provisions, Contingent Liabilities and Contingent Assets

Provisions involving substantial degree of estimation in measurement are recognized when there is a legal or constructive obligation as a result of past events and it is probable that there will be an outflow of resources and a reliable estimate can be made of the amount of obligation. Provisions are not recognised for future operating losses. The amount recognized as a provision is the best estimate of the consideration required to settle the present obligation at the end of the reporting period, taking into account the risks and uncertainties surrounding the obligation.

Contingent liabilities are not recognized and are disclosed by way of notes to the financial statements when there is a possible obligation arising from past events, the existence of which will be confirmed only by the occurrence or non-occurrence of one or more uncertain future events not wholly within the control of the Company or when there is a present obligation that arises from past events where it is either not probable that an outflow of resources will be required to settle the same or a reliable estimate of the amount in this respect cannot be made.

Contingent assets are not recognised but disclosed in the Financial Statements by way of notes to accounts when an inflow of economic benefits is probable.

Provisions for onerous contracts are recorded in the statements of operations when it becomes known that the unavoidable costs of meeting the obligations under the contract exceed the economic benefits expected to be received.

(m) Employee Benefits

Employee benefits are accrued in the year in which services are rendered by the employees. Short term employee benefits are recognized as an expense in the statement of profit and loss for the year in which the related service is rendered.

Contribution to defined contribution plans such as Provident Fund etc, is being made in accordance with statute and are recognised as and when incurred.

Contribution to defined benefit plans consisting of contribution to gratuity are determined at close of the year at present value of the amount payable using actuarial valuation techniques. Actuarial gain and losses arising from experience adjustments and changes in actuarial assumptions are recognized in other comprehensive income.

Other long term employee benefits consisting of Leave Encashment are determined at close of the year at present value of the amount payable using actuarial valuation techniques. The changes in the amount payable including actuarial gain/loss are recognised in other comprehensive income.

(n) Revenue recognition

- In respect of construction/ project related activity, the Company follows percentage of completion method. Percentage of completion is determined by survey of work performed / physical measurement of work actually completed at the balance sheet date taking into account contractual price/ unit rates and revision thereto.
- Revenue in respect of claims is recognised to the extent the Company is reasonably certain of their realisation.

Summary of significant accounting policies and other explanatory information to the standalone financial statements for the year ended 31, March 2017

- Other operational income is recognised on rendering of related services, as per the terms of the contracts.
- Other items of income are accounted as and when the right to receive arises.
- Dividend income

Dividend income is accounted for when the right to receive the same is established, which is generally when shareholders approve the dividend.

- Interest income

Finance income is accrued on a time proportion basis, by reference to the principal outstanding and the applicable EIR. Other income is accounted for on accrual basis. Where the receipt of income is uncertain, it is accounted for on receipt basis.

(o) Borrowing costs

Borrowing cost comprises of interest and other costs incurred in connection with the borrowing of the funds. All borrowing costs are recognized in the Statement of Profit and Loss using the effective interest method except to the extent attributable to qualifying Property Plant Equipment (PPE) which are capitalized to the cost of the related assets. A qualifying PPE is an asset, that necessarily takes a substantial period of time to get ready for its intended use or sale. Borrowing cost also includes exchange differences to the extent considered as an adjustment to the borrowing costs.

(p) Leases

The determination of whether an arrangement is, or contains, a lease is based on the substance of the arrangement at the inception date, whether fulfillment of the arrangement is dependent on the use of a specific asset or assets or the arrangement conveys a right to use the asset , even if that right is not explicitly specified in an arrangement.

Finance Lease

Finance Lease that transfer substantially all of the risks and benefits incidental to ownership of the leased item, are capitalised at the commencement of the lease at the fair value of the leased property or, if lower, at the present value of the minimum lease payments. Lease payments are apportioned between finance charges and a reduction in the lease liability so as to achieve a constant rate of interest on the remaining balance of the liability .Finance charges are recognised in finance costs in the statement of profit and loss unless they are directly attributable to qualifying assets, in which case they are capitalised in accordance with the Company's policy on borrowing costs.

A leased asset is depreciated over the useful life of the asset. However, if there is no reasonable certainty that the Company will obtain ownership by the end of the lease term, the asset is depreciated over the shorter of the estimated useful life of the asset and the lease term.

Operating Lease

Assets acquired on leases where a significant portion of the risks and rewards of ownership are retained by lessor are classified as operating leases. Initial direct costs incurred in negotiating and arranging an operating lease are added to the carrying amount of the leased asset and recognised over the lease term on the same basis as rental income. Contingent rents are recognised as revenue in the period in which they are earned. Payments/receipts under operating lease are recorded in the Statement of Profit and Loss on a straight line basis over the period of the lease unless the payments are structured to increase in line with expected general inflation to compensate for the expected inflationary cost increases.

(q) Taxes on income

Income tax expense representing the sum of current tax expenses and the net charge of the deferred taxes is recognized in the income statement except to the extent that it relates to items recognized directly in equity or other comprehensive income.

Current Tax

Current income tax is provided on the taxable income and recognized at the amount expected to be paid to or recovered from the tax authorities, using the tax rates and tax laws that have been enacted or substantively enacted by the end of the reporting period.

Summary of significant accounting policies and other explanatory information to the standalone financial statements for the year ended 31, March 2017

Deferred tax

Deferred tax is accounted for using the balance sheet liability method in respect of temporary Differences between the carrying amount of assets and liabilities in the financial statements and the corresponding tax basis used in the computation of taxable profit as well as for unused tax losses or credits. In principle, deferred tax liabilities are recognized for all taxable temporary differences and deferred tax assets are recognized to the extent that it is probable that taxable profits will be available against which deductible temporary differences can be utilized. Deferred tax assets and

liabilities are also recognized on temporary differences arising from business combinations except to the extent they arise from goodwill that is not taken into account for tax purposes.

Deferred taxes are calculated at the enacted or substantially enacted tax rates that are expected to apply when the asset or liability is settled. Deferred tax is charged or credited to the income statement, except when it relates to items credited or charged directly to other comprehensive income in equity, in which case the corresponding deferred tax is also recognized directly in equity.

(r) Earnings per share

Basic Earnings per share is calculated by dividing the profit from continuing operations and total profit, both attributable to equity shareholders of the Company by the weighted average number of equity shares outstanding during the period.

Diluted earnings per share is computed using the net profit for the year attributable to the shareholder' and weighted average number of equity and potential equity shares outstanding during the year including share options, convertible preference shares and debentures, except where the result would be anti-dilutive. Potential equity shares that are converted during the year are included in the calculation of diluted earnings per share, from the beginning of the year or date of issuance of such potential equity shares, to the date of conversion.

(s) Segment accounting

Operating segments are identified and reported taking into account the different risk and return, organisation structure and internal reporting system.

Note 4 : Critical Accounting Judgments, Estimates and Assumptions

The preparation of the financial statements in conformity with the measurement principle of Ind AS requires management to make estimates, judgments and assumptions. These estimates, judgments and assumptions affect the application of accounting policies and the reported amounts of assets and liabilities, the disclosures of contingent assets and liabilities at the date of the financial statements and reported amounts of revenues and expenses during the period. Accounting estimates could change from period to period. Actual results could differ from those estimates. Appropriate changes in estimates are made as management becomes aware of changes in circumstances surrounding the estimates. Differences between the actual results and estimates are recognized in the year in which the results are known / materialized and, if material, their effects are disclosed in the notes to the financial statements.

Application of accounting policies that require significant areas of estimation, uncertainty and critical judgments and the use of assumptions in the financial statements have been disclosed below. The key assumptions concerning the future and other key sources of estimation uncertainty at the balance sheet date, that have a significant risk of causing a material adjustment to the carrying amount of assets and liabilities within the next financial year are discussed below:

(a) Contract estimates

The Company, being a part of construction industry, prepares budgets in respect of each project to compute project profitability. The two major components of contract estimate are 'claims arising during Construction period' and 'budgeted costs to complete the contract'. While estimating these components various assumptions are considered by the management such as (i) Work will be executed in the manner expected so that the project is completed timely (ii) consumption norms will remain same (iii) Assets will operate at the same level of productivity as determined (iv) Wastage will not exceed the normal % as determined etc. (v) Estimates for contingencies (vi) There will be no change in design and the geological factors will be same as communicated and (vii) price escalations etc. Due to such complexities involved in the budgeting process, contract estimates are highly sensitive to changes in these assumptions all assumptions are reviewed at each reporting date.

Summary of significant accounting policies and other explanatory information to the standalone financial statements for the year ended 31, March 2017

(b) Depreciation and impairment on PPE

Property, plant and equipment are depreciated on straight-line basis over the estimated useful lives in accordance with Schedule II of the Companies Act, 2013, taking into account the estimated residual value, wherever applicable.

The company reviews its carrying value of its Tangible Assets whenever there is objective evidence that the assets are impaired. In such situation Assets' recoverable amount is estimated which is higher of asset's or cash generating units (CGU) fair value less cost of disposal and its value in use. In assessing value in use the estimated future cash flows are discounted using pre-tax discount rate which reflect the current assessment of time value of money. In determining fair value less cost of disposal, recent market realisations are considered or otherwise in absence of such transactions appropriate valuations are adopted. The Company reviews the estimated useful lives of the assets regularly in order to determine the amount of depreciation and amount of impairment expense to be recorded during any reporting period. This reassessment may result in change estimated in future periods.

(c) Impairment on Investments in Subsidiaries and associates

Investments in Subsidiaries and associates are been carried at cost. The company has tested for impairment at year end based on the market value where the shares are quoted, P/E ratio of similar sector company along with premium/discount for nature of holding and Net Asset Value computed with reference to the book value/ projected discounted cash flow of such company in respect of unquoted investments.

(d) Arrangements containing leases and classification of leases

The Company enters into service / hiring arrangements for various assets / services. The determination of lease and classification of the service / hiring arrangement as a finance lease or operating lease is based on an assessment of several factors, including, but not limited to, transfer of ownership of leased asset at end of lease term, lessee's option to purchase and estimated certainty of exercise of such option, proportion of lease term to the asset's economic life, proportion of present value of minimum lease payments to fair value of leased asset and extent of specialized nature of the leased asset.

(e) Impairment allowances on trade receivables

The Company evaluates whether there is any objective evidence that trade receivables are impaired and determines the amount of impairment allowance as a result of the inability of the customers to make required payments. The Company bases the estimates on the ageing of the trade receivables balance, credit-worthiness of the trade receivables and historical write-off experience. If the financial conditions of the trade receivable were to deteriorate, actual write-offs would be higher than estimated.

(f) Income taxes

Significant judgment is required in determination of taxability of certain income and deductibility of certain expenses during the estimation of the provision for income taxes.

(g) Defined benefit obligation (DBO)

Critical estimate of the DBO involves a number of critical underlying assumptions such as standard rates of inflation, mortality, discount rate, anticipation of future salary increases etc. as estimated by Independent Actuary appointed for this purpose by the Management. Variation in these assumptions may significantly impact the DBO amount and the annual defined benefit expenses.

(h) Provisions and Contingencies

Provisions and liabilities are recognized in the period when it becomes probable that there will be a future outflow of funds resulting from past operations or events and the amount of cash outflow can be reliably estimated. The timing of recognition and quantification of the liability requires the application of judgement to existing facts and circumstances, which can be subject to change.

Management judgment is required for estimating the possible outflow of resources, if any, in respect of contingencies/claim/litigations/ against the Company as it is not possible to predict the outcome of pending matters with accuracy.

The carrying amounts of provisions and liabilities and estimation for contingencies are reviewed regularly and revised to take account of changing facts and circumstances.

Summary of significant accounting policies and other explanatory information to the standalone financial statements for the year ended 31, March 2017

Note 5 : Property Plant and Equipment

As at 31st March, 2017 (₹ in Lakhs)

Particulars	Freehold Land	Building	Plant & Machinery	Furniture & Fittings	Vehicles	Office Equipment	Computer	Grand Total
GROSS BLOCK								
Gross Carrying value as at April 1, 2016	10.62	1,633.10	17,857.93	353.28	378.12	163.87	108.65	20,505.56
Addition	-	-	385.40	9.33	2.80	30.61	9.51	437.65
Disposal/Adjustments	-	-	1,690.37	-	8.65	-	-	1,699.01
Gross Carrying value as at March 31, 2017	10.62	1,633.10	16,552.96	362.61	372.27	194.48	118.16	19,244.20
ACCUMULATED DEPRECIATION								
Accumulated Depreciation and Impairment as at April 1, 2016	-	29.18	1,441.91	48.74	97.57	45.09	52.68	1,715.18
Depreciation for the year	-	29.18	1,547.32	50.41	75.01	45.39	29.90	1,777.22
Disposal		-	165.47	-	4.69	-	-	170.16
Accumulated Dep. as at March 31, 2017	-	58.37	2,823.76	99.15	167.90	90.48	82.58	3,322.23
Net Carrying value as at March 31, 2017	10.62	1,574.73	13,729.21	263.46	204.37	104.00	35.58	15,921.96

As at 31st March, 2016 (₹ in Lakhs)

Particulars	Freehold Land	Building	Plant & Machinery	Furniture & Fittings	Vehicles	Office Equipment	Computer	Grand Total
GROSS BLOCK								
Gross Carrying value as at April 1, 2015	10.62	1,633.10	14,923.19	335.76	349.97	98.59	79.54	17,430.77
Addition	-	-	3,164.94	17.52	32.09	65.28	29.11	3,308.94
Disposal/Adjustments	-	-	230.20	-	3.94	-	-	234.14
Gross Carrying value as at March 31, 2016	10.62	1,633.10	17,857.93	353.28	378.12	163.87	108.65	20,505.56
ACCUMULATED DEPRECIATION								
Accumulated Depreciation and Impairment as at April 1, 2015	-	-	-	-	-	-	-	-
Depreciation for the year	-	29.18	1,450.29	48.74	97.81	45.09	52.68	1,723.79
Disposal	-	-	8.38	-	0.23	-	-	8.62
Accumulated Dep. as at March 31, 2016	-	29.18	1,441.91	48.74	97.57	45.09	52.68	1,715.18
Net Carrying value as at March 31, 2016	10.62	1,603.92	16,416.02	304.54	280.54	118.78	55.97	18,790.39

As at 1st April, 2015 (₹ in Lakhs)

Particulars	Freehold Land	Building	Plant & Machinery	Furniture & Fittings	Vehicles	Office Equipment	Computer	Grand Total
GROSS BLOCK								
Gross Carrying value as at April 1, 2015	10.62	1,633.10	14,923.19	335.76	349.97	98.59	79.54	17,430.77
ACCUMULATED DEPRECIATION								
Accumulated Depreciation and Impairment as at April 1, 2015	-	-	-	-	-	-	-	-
Net Carrying value as at April 1, 2015	10.62	1,633.10	14,923.19	335.76	349.97	98.59	79.54	17,430.77

5.1 The company has considered the net carrying value of Property, Plant and Equipment as on the date of transition measured as per Previous GAAP as deemed cost under Ind AS 101 "First -Time Adoption of Indian Accounting Standards".

Summary of significant accounting policies and other explanatory information to the standalone financial statements for the year ended 31, March 2017

Note 6 : Non Current Investments: (₹ in Lakhs)

Particulars	As at 31st March, 2017	As at 31st March, 2016	As at 1st April, 2015
Investment in Equity Instruments			
In Wholly Owned Subsidiaries (at Cost)			
AAP Infrastructure Limited *	1,200.00	1,200.00	1,200.00
1,20,00,000 (2016: 1,20,00,000; 2015:1,20,00,000) equity shares of ₹10/- each fully paid up			
MBL Highway Development Co. Limited *	5,110.00	5,110.00	5,110.00
5,11,00,000 (2016: 5,11,00,000; 2015: 5,11,00,000) equity shares of ₹10/- each fully paid up			
MBL (MP) Toll Road Co. Limited*	1,500.00	1,500.00	1,500.00
1,50,00,000 (2016: 1,50,00,000; 2015: 1,50,00,000) equity shares of ₹10/- each fully paid up			
MBL (Haldia) Toll Road Co. Ltd.	7.25	7.25	7.25
72,500 (2016: 72,500; 2015: 72,500) equity shares of ₹10/- each fully paid up			
MBL Projects Ltd.	-	2,984.25	2,984.25
(2016: 2,98,42,500; 2015: 2,98,42,500) equity shares of ₹10/- each fully paid up			
In Partly Owned Subsidiaries (at cost)			
Suratgarh Bikaner Toll Road Company Private Limited *	10,027.00	10,027.00	5,805.00
10,02,70,000 (2016: 10,02,70,000; 2015: 5,80,50,000) equity shares of ₹10/- each fully paid up			
MBL Projects Ltd.**	1,495.11	-	-
1,49,51,093 (2016: 2,98,42,500; 2015: 2,98,42,500) equity shares of ₹10/- each fully paid up			
MBL (MP) Road Nirman Co. Ltd.	1,000.00	1,000.00	1,000.00
1,00,00,000 (1,00,00,000) equity shares of ₹10/- each fully paid up			
MBL (CGRG) Road Limited ***	0.01	-	-
50 (2016: Nil; 2015: Nil) equity shares of ₹10/- each fully paid up			
MBL (Udaipur Bypass) Road Limited ***	0.01	-	-
50 (2016: Nil; 2015: Nil) equity shares of ₹10/- each fully paid up			
MBL (GSY) Road Limited ***	0.01	-	-
50 (2016: Nil; 2015: Nil) equity shares of ₹10/- each fully paid up			
In Associate (at cost)			
Orissa Steel Expressway Private Limited	-	2,374.38	2,374.38
2,37,43,800 (2,37,43,800) equity shares of ₹10/- each fully paid up			
TOTAL	20,339.39	24,202.88	19,980.88

* 100% investment in equity shares of wholly owned subsidiary, AAP Infrastructure limited, 30% investment in equity shares of wholly owned subsidiaries, MBL Highway Development Company Limited and MBL (MP) Toll Road Company Limited and 5,49,31,000 (PY 5,49,31,000) equity shares of partly owned subsidiary, Suratgarh Bikaner Toll Road Company Private Limited have been pledged with bankers against long term credit facilities availed by the respective subsidiary companies.

** 100% investment of MBL Projects Ltd. and 70% investment in MBL (MP) Toll Road Company Ltd. are pledged to related party NBFC against loans / credit availed from them.

*** Indirect subsidiary

Summary of significant accounting policies and other explanatory information to the standalone financial statements for the year ended 31, March 2017

6.1 Statement of investment in Subsidiaries :

(a) Investment in Subsidiaries

Name of the Company	Country of Incorporation	% of holding as at 31st March, 2017	% of holding as at 31st March, 2016	% of holding as at 1st April, 2015
AAP Infrastructure Limited	India	100.00	100.00	100.00
MBL Highway Development Co. Limited	India	100.00	100.00	100.00
MBL (MP) Toll Road Co. Limited	India	100.00	100.00	100.00
MBL (Haldia) Toll Road Co. Ltd.	India	100.00	100.00	100.00
Suratgarh Bikaner Toll Road Company Private Limited	India	58.96	63.25	64.50
MBL Projects Ltd.	India	50.10	100.00	100.00
MBL (MP) Road Nirman Co. Ltd.	India	25.14	25.14	25.14
MBL (CGRG) Road Limited	India	0.10	-	-
MBL (Udaipur Bypass) Road Limited	India	0.10	-	-
MBL (GSY) Road Limited	India	0.10	-	-

Note 7 : Trade Receivables: (₹ in Lakhs)

Particulars	Ref. Note No	As at March 31, 2017	As at March 31, 2016	As at April 1, 2015
Secured, Considered Good		-	-	-
Unsecured, Considered Good*	7.1 & 12.1	98,906.40	4,115.04	3,902.69
TOTAL		98,906.40	4,115.04	3,902.69

* Refer Note 12 for Current portion of Trade Receivables

7.1 The above balances are subject to confirmation/reconciliation and consequential impact thereof.

7.2 Breakup of debtors is as follows: (₹ in Lakhs)

Particulars	As at March 31, 2017	As at March 31, 2016	As at April 1, 2015
Non Current	98,906.40	4,115.04	3,902.69
Current	23,076.13	71,474.24	49,895.45
Deferred (non current)	42,812.87	1,746.91	1,987.88
Deferred (current)	146.19	41.98	-
TOTAL	164,941.59	77,378.17	55,786.02

7.3 Ageing of trade receivables (₹ in Lakhs)

Particulars	As at March 31, 2017	As at March 31, 2016	As at April 1, 2015
Within Credit period	1,628.61	71,978.20	46,823.40
Less than 180 days	160,079.39	-	3,072.05
More than 180 days	3,233.59	5,399.97	5,890.57
TOTAL	164,941.59	77,378.17	55,786.02

Summary of significant accounting policies and other explanatory information to the standalone financial statements for the year ended 31, March 2017

Note 8 : Non- Current Financial Assets- Loans (₹ in Lakhs)

Particulars	As at March 31, 2017	As at March 31, 2016	As at April 1, 2015
Loan			
- Secured, Considered Good	-	-	-
- Unsecured, Considered Good*	6,508.08	4,995.03	2,441.39
TOTAL	6,508.08	4,995.03	2,441.39

Includes related parties ₹5,327.72 Lakhs (2016-₹4,955.03 Lakhs) (2015-₹2,441.39 Lakhs) [Refer Note No. 37]

Note 9 : Non- Current Financial Assets- Other Financial Assets (₹ in Lakhs)

Particulars	Ref. Note No	As at March 31, 2017	As at March 31, 2016	As at April 1, 2015
Carried at amortised cost				
Deposits with Banks having maturity more than 12 months	14.1	-	58.28	495.80
TOTAL		-	58.28	495.80

Note 10 : Other Non Current Assets (₹ in Lakhs)

Particulars	As at March 31, 2017	As at March 31, 2016	As at April 1, 2015
Capital Advances	-	23.10	-
Deferred credit-receivables/others	28,066.20	1,136.26	1,744.04
Prepaid expenses	17.68	84.15	169.31
TOTAL	28,083.88	1,243.51	1,913.35

Note 11 : Inventories (₹ in Lakhs)

Particulars	As at March 31, 2017	As at March 31, 2016	As at April 1, 2015
(As valued and certified by the management)			
(at cost or net realisable value, whichever is lower)			
Construction materials at site	2,508.88	73,782.00	81,053.89
TOTAL	2,508.88	73,782.00	81,053.89

Note 12 : Current Financial Assets-Trade Receivables (₹ in Lakhs)

Particulars	Ref. Note No	As at March 31, 2017	As at March 31, 2016	As at April 1, 2015
(Unsecured - considered good unless otherwise stated)				
Considered Good	12.1	23,076.13	71,474.24	49,895.45
		23,076.13	71,474.24	49,895.45
Less: Impairment Allowance for Doubtful Receivables		-	-	-
TOTAL		23,076.13	71,474.24	49,895.45

12.1 The above balances are subject to confirmation/reconciliation and consequential impact thereof.
Refer Note 7.3 for ageing of trade receivables

Summary of significant accounting policies and other explanatory information to the standalone financial statements for the year ended 31, March 2017

Note 13 : Current Financial Assets-Cash and Cash Equivalents

(₹ in Lakhs)

Particulars	Ref. Note No	As at March 31, 2017	As at March 31, 2016	As at April 1, 2015
Balances with banks:				
On current accounts		229.91	37.45	120.67
Cash on hand		17.27	277.74	340.71
Deposits with banks having maturity less than 3 months	14.1	109.73	114.83	163.14
TOTAL		356.91	430.02	624.52

Note 14 : Current Financial Assets-Other bank Balances

(₹ in Lakhs)

Particulars	Ref. Note No	As at March 31, 2017	As at March 31, 2016	As at April 1, 2015
Deposits with banks having maturity more than 3 months but less than 12 months	14.1	658.58	316.40	158.53
Balances with Bank	14.2	0.46	0.46	0.46
Unclaimed Dividend	14.2	2.21	1.71	1.60
TOTAL		661.25	318.57	160.59

14.1 Fixed deposits (includes maturity less than 3 months , 3-9 months & more than 12 months) pledged with banks, as margin of ₹422.16 (2016: ₹133.37) (2015: ₹527.65)

Fixed deposits (includes maturity less than 3 months , 3-9 months & more than 12 months) pledged with others , as security deposit of ₹346.27 (2016: ₹356.14) (2015: ₹289.41)

14.2 Includes unclaimed share application and interest of ₹0.46 Lakhs (As at 31st March, 2016: ₹0.46 Lakhs and as at 1st April, 2015: ₹0.46 Lakhs) and unclaimed dividend of ₹2.21 Lakhs (as at 31st March, 2016: ₹1.71 Lakhs and as at 1st April, 2015: ₹1.60 Lakhs)

Note 15 : Current Financial Assets-Others

(₹ in Lakhs)

Particulars	Ref. Note No	As at March 31, 2017	As at March 31, 2016	As at April 1, 2015
Unsecured Considered Good unless otherwise stated				
Advance to Related Parties (Refer note no. 37)		4,525.80	2,200.71	1,437.70
Security and Other Deposits	15.1	295.23	500.62	475.53
Accrued Interest on fixed deposits		116.86	78.34	86.71
Others		75.63	-	-
TOTAL		5,013.52	2,779.68	1,999.94

15.1 The above balances are subject to confirmation/reconciliation and consequential impact thereof.

Summary of significant accounting policies and other explanatory information to the standalone financial statements for the year ended 31, March 2017

Note 16 : Other Current Assets

(₹ in Lakhs)

Particulars	Ref. Note No	As at March 31, 2017	As at March 31, 2016	As at April 1, 2015
Advance against materials, services etc.	16.1	4,777.68	5,399.10	7,643.41
Deferred credit-deposits/others		15,038.18	1,283.86	862.82
Prepaid expenses		243.27	494.42	683.45
Other Advances		-	1,978.21	36.16
TOTAL		20,059.13	9,155.59	9,225.84

16.1 Advance against materials, services are subject to confirmations from certain parties.

Note 17 : Equity Share Capital

(₹ in Lakhs)

Particulars	As at March 31, 2017	As at March 31, 2016	As at April 1, 2015
Authorised Shares			
5,00,00,000 (5,00,00,000) Equity Shares of ₹10/- Each	5,000.00	5,000.00	2,525.00
	5,000.00	5,000.00	2,525.00
Issued, Subscribed & Fully Paid Up Shares			
4,14,54,624 (4,14,54,624) equity shares of ₹10/- each fully paid up	4,145.46	4,145.46	2,072.73
	4,145.46	4,145.46	2,072.73

17.1 The company has only one class of equity shares having a par value of ₹10 per share. Each shareholder is eligible for one vote per share.

17.2 The dividend proposed by the board of directors is subject to the approval of shareholders. In the event of liquidation, the equity shareholders are eligible to receive dividend proposed by the board of directors is subject to the approval of shareholders.

17.3 In the event of Liquidation, the Equity Shareholders are eligible to receive the remaining assets of the company, after distribution of all preferential amounts, in proportion to their shareholding.

17.4 Reconciliation of shares outstanding at the beginning and at the end of the reporting period:

(₹ in Lakhs)

Particulars	As at March 31, 2017		As at March 31, 2016	
	Number	Value	Number	Value
Equity Shares:				
No.of Shares at the beginning of the year	41,454,624	4,145.46	20,727,312	2,072.73
Add: Bonus shares issued	-	-	20,727,312	2,072.73
Add: Shares issued during the year	-	-	-	-
No.of Shares at the end of the year	41,454,624	4,145.46	41,454,624	4,145.46

17.5 The company had allotted 2,07,27,312 fully paid up equity shares of face value Rs. 10/- each, in the ratio of one equity shares for every equity shares held, during the quarter ended 30th September, 2015, pursuant to a bonus issue approved by the shareholders at the annual general meeting, held on 17th July, 2015, by capitalisation of capital redemption reserve & securities premium reserve.

Summary of significant accounting policies and other explanatory information to the standalone financial statements for the year ended 31, March 2017

17.6 The details of shareholders holding more than 5% shares of the aggregate share in the company:

Particulars	As at March 31, 2017		As at March 31, 2016	
	Number of Shares	%	Number of Shares	%
MBL A Capital Limited	4,294,877	10.36%	10,712,100	25.84%
Anjanee Kumar Lakhotia	3,195,528	7.71%	5,738,328	13.84%
Prabhu International Vyapar Private Limited	3,408,316	8.22%	3,408,316	8.22%
DSP Blackrock Trustee Company Private Limited	-	-	2,735,817	6.60%
Tata Trustee Company Limited	-	-	2,356,000	5.68%
Grandeur Peak	-	-	2,298,958	5.55%

Note 18 : Other Equity (₹ in Lakhs)

Particulars	As at March 31, 2017	As at March 31, 2016	As at April 1, 2015
Capital Redemption Reserve	-	-	1,391.01
Securities Premium Reserve	20,703.24	20,703.24	21,384.97
General Reserve	34,962.41	34,962.41	29,962.41
Retained earnings	5,905.24	13,275.76	10,557.24
Other Comprehensive Income			
Remeasurement of defined benefit plans	17.60	(7.42)	(7.68)
TOTAL	61,588.50	68,933.99	63,287.95

Refer Statement of changes in Equity (SoCE) for movement in balances of reserves.

Nature and purpose of Reserves:-

1. Capital Redemption Reserve
   Capital Redemption Reserve fund is created for the purpose of buy back of Share capital and can be used for Issue of Bonus shares.

2. Securities Premium Reserve
   Securities Premium Reserve represents the amount received in excess of par value of securities and is available for utilisation as specified under Section 52 of Companies Act, 2013.

3. General Reserve
   The general reserve is created from time to time by appropriating profits from retained earnings. The general reserve is created by a transfer from one component of equity to another and accordingly it is not reclassified to the Statement of profit and loss.

4. Retained Earnings
   Retained Earnings generally represent the undistributed profits /amount of accumulated earnings of the Company.

5. Other Comprehensive Income
   Other Comprehensive Income represent the balance in equity relating to actuarial gain and losses on defined benefit obligations. This will not be reclassified to statement of Profit and Loss account.

Summary of significant accounting policies and other explanatory information to the standalone financial statements for the year ended 31, March 2017

Note 19 : Non Current Financial Liability - Borrowings (₹ in Lakhs)

Particulars	As at March 31, 2017	As at March 31, 2016	As at April 1, 2015
Secured Term Loan			
Equipment/Vehicle Finance/Term Loan/External Commercial Borrowings			
-From Banks	8,466.22	9,788.04	10,356.51
-From others	1,345.56	1,729.78	-
TOTAL	9,811.78	11,517.82	10,356.51

19.1 Equipment / Vehicle finance/ External commercial borrowings (ECB) availed from banks and others are secured by hypothecation of specific equipments; comprising construction equipments acquired out of the said loans and personal guarantee of promoter director of the company.

19.2 Maturity profile of long term borrowings are set out below: (₹ in Lakhs)

Particulars	Rate of Interest(%)*	within 1 year	1 to 2 years	2 to 3 years	beyond 3 years
From Banks	between LIBOR+ (4.50% -5.00% p.a.)	2,264.48	2,342.55	2,950.16	3,173.13
From Other	between 10%-11.50%	928.76	649.85	498.02	197.69
Total		3,193.24	2,992.40	3,448.18	3,370.82

* Includes interest rates that are linked to base rates of the respective lender, which may vary accordingly.

Note 20 : Non Current Financial Liability -Others (₹ in Lakhs)

Particulars	As at March 31, 2017	As at March 31, 2016	As at April 1, 2015
Other Advances and Deposits	-	1,626.75	1,443.05
TOTAL	-	1,626.75	1,443.05

Note 21 : Non Current Provisions (₹ in Lakhs)

Particulars	As at March 31, 2017	As at March 31, 2016	As at April 1, 2015
Provision for employee benefits	144.22	178.15	129.18
TOTAL	144.22	178.15	129.18

Note 22 : Deferred Tax Liabilities

The following is the analysis of deferred tax assets/(liabilities) presented in the Balance Sheet: (₹ in Lakhs)

Particulars	Ref. Note No	As at March 31, 2017	As at March 31, 2016	As at April 1, 2015
Deferred Tax Liabilities	44(c)	2,909.47	4,803.12	5,280.09
Deferred Tax Asset	44(c)	5,296.62	1,142.28	1,237.00
TOTAL		(2,387.15)	3,660.84	4,043.09

Refer Note 44(c) for components of Deferred tax assets and liabilities

Summary of significant accounting policies and other explanatory information to the standalone financial statements for the year ended 31, March 2017

Note 23 : Other Non Current Liabilities (₹ in Lakhs)

Particulars	As at March 31, 2017	As at March 31, 2016	As at April 1, 2015
Advance from Related Parties (Refer Note No. 37)	-	-	7,667.87
Advances from Contractees	-	-	5,797.99
Deferred Credit against advances	-	201.23	403.23
TOTAL	-	201.23	13,869.09

Note 24 : Current Financial Liability - Borrowings (₹ in Lakhs)

Particulars	As at March 31, 2017	As at March 31, 2016	As at April 1, 2015
Secured			
-Working Capital facilities from banks repayable on demand	114,709.23	71,009.99	55,965.59
-Others	3,598.93	1,750.00	2,000.00
Unsecured			
-Loan and Advances from Body Corporates	2,446.23	929.00	1,035.00
-Bank Overdraft	1,499.18	3,471.13	4.32
TOTAL	122,253.57	77,160.12	59,004.91

24.1 Working capital facilities in the form of cash credit facilities and working capital demand loans from consortium of banks are secured by:

i) Hypothecation of book debts, stock and other current assets of the company, both present and future, ranking pari passu with consortium banks.

ii) Hypothecation of all unencumbered fixed assets (excluding those present and future fixed assets under specific charge for loans against those specific assets) of the company, both present and future, ranking pari passu with consortium banks.

iii) Equitable mortgage of land & building at Bhadravati (Karnataka), land at Dankuni (West Bengal), land at Rourkela (Orissa), office space at Jasola (New Delhi), office space at Kolkata (West Bengal) and personal guarantees of promoter director of the company.

24.2 Short term secured borrowings from other party is secured by subservient charge on the current asset of the Company.Further, there is a collateral security by way of pledge of 30,41,073 nos. (as on 31st March 2016: 58,65,689 nos.) (as at 1st April, 2015 :11,12,000 nos.) shares of the Company by Promoter Company MBL A Capital Limited and 26,19,000 shares of Anjanee Kumar Lakhotia-Chairman & Managing Director of the company .

Note 25 : Current Financial Liability -Trade Payables (₹ in Lakhs)

Particulars	Ref. Note No	As at March 31, 2017	As at March 31, 2016	As at April 1, 2015
Acceptances		542.14	10,100.22	3,070.13
A) Total outstanding dues of micro enterprises and small enterprises	25.1	-	-	-
B) Total outstanding dues of Creditors other than micro enterprises and small enterprises	25.2	11,415.14	20,360.11	19,637.25
TOTAL		11,957.28	30,460.33	22,707.38

25.1 Disclosure of Trade Payables is based on information available with Company regarding the status of suppliers if any, as defined under the "Micro, Small and Medium Enterprise Development Act, 2006". There are no delays in payment made to such suppliers. There is no overdue amount outstanding as at the balance sheet date.

25.2 Balances are subject to confirmations/reconciliations and consequential impact thereof.

Summary of significant accounting policies and other explanatory information to the standalone financial statements for the year ended 31, March 2017

Note 26 : Current Financial Liability -Others (₹ in Lakhs)

Particulars	Ref. Note No	As at March 31, 2017	As at March 31, 2016	As at April 1, 2015
Current maturity of Long Term Debt				
-From Banks		2,264.48	1,537.02	1,767.16
-From Others		928.76	470.38	-
Interest accrued		132.45	133.90	140.72
Unclaimed Dividend	26.1	2.21	1.71	1.60
Unclaimed Share Application and interest thereon	26.2	0.46	0.46	0.46
TOTAL		3,328.32	2,143.47	1,909.94

26.1 Unclaimed dividend does not include any amount due and outstanding to be credited to Investor Education and Protection fund.

26.2 These figures do not include any amounts, due and outstanding, to be credited to Investor Education and Protection Fund.

Note 27 : Other Current Liabilities (₹ in Lakhs)

Particulars	As at March 31, 2017	As at March 31, 2016	As at April 1, 2015
Capital Vendors	69.39	10.43	595.64
Advance from Customers	2,563.91	2,126.21	3,958.85
Advance from Related Parties	-	4,603.35	687.12
Statutory Dues Payable/Other liabilities	830.37	417.49	223.27
Other Payables	4,169.57	703.32	2,518.90
TOTAL	7,633.24	7,860.80	7,983.78

Note 28 : Current Liability -Provisions (₹ in Lakhs)

Particulars	As at March 31, 2017	As at March 31, 2016	As at April 1, 2015
Provision for Employee Benefits	12.96	16.67	12.20
Tax on proposed dividend	253.18	-	-
TOTAL	266.14	16.67	12.20

Note 29 : Current Tax Liabilities (Net) (₹ in Lakhs)

Particulars	As at March 31, 2017	As at March 31, 2016	As at April 1, 2015
Provision for Tax (net of advance tax)	2,694.17	3,439.60	2,305.30
TOTAL	2,694.17	3,439.60	2,305.30

Provision for tax of ₹13642.36 lakhs (2016-₹13,642.36 lakhs) (2015- ₹10,979.36 lakhs) is net of advance tax of ₹10948.19 lakhs (2016- ₹10,202.76 lakhs) (2015- ₹8,674.06 lakhs).

Note 30 : Revenue from Operations (₹ in Lakhs)

Particulars	As at March 31, 2017	As at March 31, 2016
Contruction and Project related activities	227,123.53	231,434.50
TOTAL	227,123.53	231,434.50

Summary of significant accounting policies and other explanatory information to the standalone financial statements for the year ended 31, March 2017

Note 31 : Other Income (₹ in Lakhs)

Particulars	As at March 31, 2017	As at March 31, 2016
Interest on fixed deposits	224.91	501.38
Interest income on Financial Asset carried at amortised cost		
-Retention Money	248.31	150.12
-Advances	519.60	201.62
-Deposits	2,468.45	393.62
-Loan	319.09	323.62
Claims	24.25	9.55
Miscellaneous income and receipts	358.68	64.71
TOTAL	4,163.29	1,644.62

Note 32 : Cost of Material Consumed (₹ in Lakhs)

Particulars	As at March 31, 2017	As at March 31, 2016
Cost of Material Consumed	202,799.06	176,652.64
TOTAL	202,799.06	176,652.64

Note 33 : Employee Benefit Expenses (₹ in Lakhs)

Particulars	As at March 31, 2017	As at March 31, 2016
Salaries, Wages and Bonus	3,284.81	4,168.75
Contribution to Provident and Other funds	195.32	243.72
Provision for Employee Retirement Benefits	26.76	61.97
Staff Welfare Expenses	108.15	193.76
Director's remuneration	-	41.00
TOTAL	3,615.04	4,709.20

Note 34 : Finance Cost (₹ in Lakhs)

Particulars	As at March 31, 2017	As at March 31, 2016
Interest expense	15,121.58	10,790.21
Other borrowing costs	256.19	228.70
Net loss on foreign currency transactions and translation	(240.58)	663.52
TOTAL	15,137.19	11,682.43

Note 35 : Depreciation and Amortisation Expense (₹ in Lakhs)

Particulars	Ref. Note No	As at March 31, 2017	As at March 31, 2016
Depreciation of Property, Plant and Equipment	5	1,777.22	1,723.79
TOTAL		1,777.22	1,723.79

Summary of significant accounting policies and other explanatory information to the standalone financial statements for the year ended 31, March 2017

Note 36 : Other Expenses (₹ in Lakhs)

Particulars	Ref. Note No	As at March 31, 2017	As at March 31, 2016
Direct labour, sub-contract etc.		9,458.25	13,975.24
Stores and spares consumed		499.24	1,855.73
Power, fuel and lubricants		2,344.07	3,740.68
Hire charges - vehicles and equipments		818.46	1,326.77
Sites rent		265.86	263.34
Repairs to machinery		45.32	133.62
Insurance		131.97	121.66
Rates and taxes, excluding taxes on income		3,417.23	2,828.26
Other repairs		139.16	260.28
Remuneration to Auditors	36.1	17.01	19.84
Loss on sale of fixed assets		130.74	90.37
Bank commission and charges		1,144.50	1,012.32
Site development expenses		4.41	18.96
CSR expenses		10.46	9.98
Director's Sitting Fees		7.20	8.20
Miscellaneous expenses		2,207.79	1,898.00
TOTAL		20,641.67	27,563.25

36.1 Remuneration to Auditors comprises of:

(₹ in Lakhs)

Particulars	Year ended March 31, 2017	Year ended March 31, 2016
Payment to Auditors		
-Statutory audit	14.38	16.66
-Tax audit	1.73	1.73
-Cost audit	0.30	0.30
-Certification fees etc.	0.60	1.15
Total	17.01	19.84

Note No. 37 : Related Party Disclosures

Related parties have been identified in terms of Ind AS 24 on "Related Party Disclosure" as listed below :

List of Related Parties where control exists

A	Name of the Related Party	Relationship
	AAP Infrastructure Ltd.	Subsidiary Company
	MBL Highway Development Company Ltd.	Subsidiary Company
	MBL (MP) Toll Road Company Ltd.	Subsidiary Company
	MBL Projects Ltd.	Subsidiary Company
	MBL (MP) Road Nirman Company Ltd.	Subsidiary Company
	MBL (Haldia) Toll Road Company Ltd.	Subsidiary Company
	Suratgarh Bikaner Toll Road Company Private Ltd.	Subsidiary Company
	MBL (CGRG) Road Limited	Subsidiary Company
	MBL (Udaipur Bypass) Road Limited	Subsidiary Company
	MBL (GSY) Road Limited	Subsidiary Company
	TCIL - MBL (51%)	Enterprises-Participation interest
	MBL - Supreme (50%)	Enterprises-Participation interest
	MBL- ABCI (60%)	Enterprises-Participation interest
	MBL- VIL (60%)	Enterprises-Participation interest

Summary of significant accounting policies and other explanatory information to the standalone financial statements for the year ended 31, March 2017

Note No. 37 : Related Party Disclosures (Contd.)

B	Key Management Personnel	Relationship
	Mr. Anjanee Kumar Lakhotia	Chairman and Managing Director
C	Enterprises owned or significantly influenced by key management personnel or their relatives	MBL A Capital Ltd

Note No. 37 : Related Party Disclosures (Contd.)

D. Transactions during the year

(₹ in Lakhs)

Particulars	Subsidiary Companies		Key Management Personnel		Enterprises owned or significantly influenced by key management personnel or their relatives		Enterprises-Participation interest	
	31st March, 2017	31st March, 2016	31st March, 2017	31st March, 2016	31st March, 2017	31st March, 2016	31st March, 2017	31st March, 2016
Dividend Paid								
Anjanee Kumar Lakhotia			92.14	78.31				
MBL A Capital Ltd					211.81	211.81		
Remuneration								
Anjanee Kumar Lakhotia			-	41.00				
Advance Paid								
MBL Project Limited	14.69	2,630.00						
MBL (CGRG) Road Limited	9.76							
MBL (Udaipur Bypass) Road Limited	5.84							
MBL (GSY) Road Limited	6.21							
Advance Refund								
MBL (CGRG) Road Limited	2.50							
Operation and Maintenance Charges Receivable:								
AAP Infrastructure Limited	235.42	284.65						
Project Receipts								
TCIL- MBL							38.13	3,078.34
MBL - Supreme							1,044.84	2,331.57
MBL - ABCI							2,369.47	866.20
MBL - VIL							-	2,917.50
Payment Made								
TCIL- MBL							-	-
MBL - VIL							2,917.50	-
Investment Made								
Suratgarh Bikaner Toll Road Company Pvt. Ltd	-	4,222.00						
Secured Material Advance Received/Adjusted								
Suratgarh Bikaner Toll Road Company Pvt. Ltd	-	1,779.76						
Development Charges Received								
MBL Highway Development Co. Ltd	-	212.35						
MBL (MP) Toll Road Co. Ltd	-	972.05						
Suratgarh Bikaner Toll Road Company Pvt Ltd	7,809.68	24,251.83						
MBL (MP) Road Nirman Company Ltd	697.67	571.01						

Summary of significant accounting policies and other explanatory information to the standalone financial statements for the year ended 31, March 2017

Note No. 37 : Related Party Disclosures (Contd.)

E. Outstanding Balance

(₹ in Lakhs)

Particulars	Subsidiary Companies			Key Management Personnel		Enterprises owned or significantly influenced by key management personnel or their relatives			Joint Ventures		
	31st March, 2017	31st March, 2016	1st April, 2015	31st March, 2017	31st March, 2016	31st March, 2017	31st March, 2016	1st April, 2015	31st March, 2017	31st March, 2016	1st April, 2015
Amount Receivables in respect of Projects											
TCIL - MBL									3,167.92	1,517.19	4,635.47
MBL - Supreme									-	69.95	57.24
MBL- ABCI									137.02	-	-
MBL- VIL									-	-	-
Amount Payable in respect of Projects											
MBL- ABCI									-	34.93	-
MBL- VIL									-	2,917.50	-
MBL - Supreme									154.32	-	-
Investments made in SPV for BOT Projects											
AAP Infrastructure Ltd.	1,200.00	1,200.00	1,200.00								
MBL Highway Development Company Ltd.	5,110.00	5,110.00	5,110.00								
MBL (MP) Toll Road Company Ltd.	1,500.00	1,500.00	1,500.00								
MBL Projects Ltd.	1,495.11	2,984.25	2,984.25								
MBL (MP) Road Nirman Company Ltd.	1,000.00	1,000.00	1,000.00								
MBL (Haldia) Toll Road Company Ltd.	7.25	7.25	7.25								
Suratgarh Bikaner Toll Road Company Private Ltd.	10,027.00	10,027.00	5,805.00								
MBL (CGRG) Road Limited	0.01	-	-								
MBL (Udaipur Bypass) Road Limited	0.01	-	-								
MBL (GSY) Road Limited	0.01	-	-								
Mobilisation Advance Outstanding as on											
Suratgarh Bikaner Toll Road Company Private Ltd.	-	2,823.59	7,667.87								
MBL (MP) Toll Road Company Ltd.	-	-	264.70								
MBL (MP) Road Nirman Company Ltd.	-	-	597.66								
Secured Material Advance Outstanding											
Suratgarh Bikaner Toll Road Company Private Ltd.	-	1,779.76	422.42								
Long Term Advance for Investment in BOT Projects											
MBL Projects Ltd.	5,327.72	4,995.03	2,441.39								
Deferred (Amortized Cost)											
MBL Projects Ltd.	547.99	865.97	787.92								
Short Term Advance											
MBL (CGRG) Road Limited	7.26	-									
MBL (Udaipur Bypass) Road Limited	5.84	-									
MBL (GSY) Road Limited	6.21	-									
Development Charges Receivable											
MBL Highway Development Company Ltd.	1,473.77	7,531.29	6,446.17								
MBL (MP) Toll Road Company Ltd.	1,874.50	1,427.73	68.25								
Suratgarh Bikaner Toll Road Company Private Ltd.	157.49	3,655.03	5,569.79								
MBL (MP) Road Nirman Company Ltd.	525.85	-	-								

F. Compensation to Key Managerial Personnel

(₹ in Lakhs)

Particulars	March 31, 2017	March 31, 2016
Short Term Employee Benefits	-	41.00
Post-employment benefits (includes provision for leave, gratuity and other post-retirement benefits)	-	-
Total	**-**	**41.00**

Summary of significant accounting policies and other explanatory information to the standalone financial statements for the year ended 31, March 2017

Note No. 38 : Employee Benefit

As per Ind AS - 19 "Employee Benefits", the disclosure of Employee Benefits as defined are given below:

Defined Contribution Plan

The Company makes Provident Fund and Employees State Insurance Fund contributions for eligible employees. Under the schemes, the Company is required to contribute a specified percentage / fixed amount of the payroll costs to fund the benefits. The contributions as specified under the law are paid to the respective fund set up by the government authority.

Expense recognised for Defined Contribution Plans for the year is as under: (₹ in Lakhs)

Particulars	Year ended March 31, 2017	Year ended March 31, 2016
Employer's Contribution to Provident Fund	152.77	195.51
Employer's Contribution to Employee State Insurance Corporation	21.02	25.62
Total	**173.79**	**221.13**

Defined Benefit Plan

The Company has a defined benefit plan. The present value of obligation is determined based on actuarial valuation using the Projected Unit Credit Method.

Reconciliation of Opening and Closing balances of the Present Value of the Defined Benefit Obligation & Change in Plan Assets:

(₹ in Lakhs)

Sl. No.	Particulars	Gratuity	Leave Encashment
(i)	**Movement in Obligation**		
	Present value of obligation - April 01, 2015	**98.78**	**42.60**
	Service cost	38.77	16.78
	Interest on defined benefit obligation	7.73	3.13
	Benefits settled	(4.22)	(7.07)
	Remeasurement- Actuarial (Gain)/Loss	(0.40)	(1.29)
	Present value of obligation - March 31, 2016	**140.66**	**54.15**
	Service cost	20.38	6.78
	Interest on defined benefit obligation	9.91	3.49
	Benefits settled	(10.20)	(12.84)
	Remeasurement- Actuarial (Gain)/Loss	(38.26)	(16.91)
	Present value of obligation - March 31, 2017	**122.49**	**34.67**

(₹ in Lakhs)

Sl. No.	Particulars	March 31, 2017	March 31, 2016
(ii)	**Change in Plan assets**		
	Fair Value of Plan assets at the beginning of the financial year	-	-
	Expected return on plan assets	-	-
	Actuarial gain/ (loss)	-	-
	Contributions	10.20	4.22
	Benefits settled	(10.20)	(4.22)
	Fair Value of Plan assets at the end of the financial year	**-**	**-**

Summary of significant accounting policies and other explanatory information to the standalone financial statements for the year ended 31, March 2017

Note No. 38 : Employee Benefit (Contd.)

(₹ in Lakhs)

Sl. No.	Particulars	March 31, 2017	March 31, 2016
(iii)	**Net Funded Status of Plan-Gratuity**		
	Closing Defined Benefit Obligation	122.49	140.66
	Closing fair value of plan assets	-	-
	Net Funded Status of Plan(Surplus/(Deficit))	**(122.49)**	**(140.66)**

(₹ in Lakhs)

Sl. No.	Particulars	Gratuity	Leave Encashment
(iv)	**Expenses recognised in the statement of Profit and Loss:**		
	Service cost	38.77	16.78
	Interest cost	7.73	3.13
	Actuarial gain/ (loss)	-	(1.29)
	Expected return on plan assets	-	-
	For the year ended March 31, 2016	**46.50**	**18.62**
	Service cost	20.38	6.78
	Interest cost	9.91	3.49
	Actuarial gain/ (loss)	-	(16.91)
	Expected return on plan assets	-	-
	For the year ended March 31, 2017	**30.29**	**(6.64)**

(₹ in Lakhs)

Sl. No.	Particulars	March 31, 2017	March 31, 2016
(v)	**Expenses recognised in Other Comprehensive Income-Gratuity**		
	Remeasurement- Actuarial (Gain)/Loss	(38.26)	(0.40)
	Net expenses recognised in Other Comprehensive Income	**(38.26)**	**(0.40)**

(₹ in Lakhs)

Sl. No.	Particulars	March 31, 2017	March 31, 2016
(vi)	**Principal Acturial Assumptions used for estimating the Company's defined benefit obligations**		
	Discounting rate (%)	7.31%	8.00%
	Estimated rate of return on plan assets (%)	0.00%	0.00%
	Salary Increase (%)	6.00%	6.00%
	Attrition rate (%)	5.00%	5.00%
	Mortality Rate	IALM (2006-08)	IALM (2006-08)
	Retirement age (years)	**60**	**60**

(vii) The estimates of rate of escalation in salary considered in actuarial valuation, take into account inflation, seniority, promotion and other relevant factors including supply and demand in the employment market.

(viii) The discount rate is based on the market yield available on long term government bonds.

Summary of significant accounting policies and other explanatory information to the standalone financial statements for the year ended 31, March 2017

Note No. 38 : Employee Benefit (Contd.)

(₹ in Lakhs)

Particulars	Gratuity	Leave Encashment
As at March 31, 2016		
Current liability	10.35	6.32
Non current liability	130.31	47.83
Total	140.66	54.15
As at March 31, 2017		
Current liability	8.97	3.98
Non current liability	113.52	30.69
Total	122.49	34.67

Sensitivity Analysis

(₹ in Lakhs)

Gratuity	Change in assumptions	March 31, 2017	March 31, 2016
Discount rate	1.00%	(115.78)	(132.95)
	-1.00%	132.46	152.11
Salary Growth rate	1.00%	131.55	151.07
	-1.00%	(115.40)	(132.52)
Attrition rate	1.00%	125.60	144.23
	-1.00%	(120.17)	(138.00)
Mortality Rate	1.00%	(121.39)	(139.39)

(₹ in Lakhs)

Leave Encashment	Change in assumptions	March 31, 2017	March 31, 2016
Discount rate	1.00%	(31.56)	(49.61)
	-1.00%	38.30	59.46
Salary Growth rate	1.00%	36.00	56.12
	-1.00%	(33.39)	(52.25)
Attrition rate	1.00%	34.91	54.81
	-1.00%	(34.41)	(53.42)
Mortality Rate	1.00%	34.69	54.17

Sensitivity for significant actuarial assumptions is computed by varying one actuarial assumption used for the valuation of the defined benefit obligation, keeping all other actuarial assumptions constant. In practice, this is unlikely to occur, and changes in some of the assumptions may be correlated. When calculating the sensitivity of the defined benefit obligation to significant actuarial assumptions the same method (projected unit credit method) has been applied as when calculating the defined benefit obligation recognised within the Balance Sheet.

Maturity profile of defined benefit obligation as on March 31, 2017

(₹ in Lakhs)

Period	Gratuity	Leave Encashment
Within 1 yr	4.97	2.68
1-2 yrs	3.99	1.97
2-3 yrs	4.79	2.28
3-4 yrs	3.99	1.80
4-5 yrs	4.37	1.80
5-10 yrs	20.17	7.90
Above 10 yrs	80.21	16.24
Total	122.49	34.67

Summary of significant accounting policies and other explanatory information to the standalone financial statements for the year ended 31, March 2017

Note No. 39 : Fair value of financial assets and liabilities

a) The carrying amounts and fair values of financial assets and liabilities are as follows:

(₹ in Lakhs)

Particulars	As at March 31, 2017		As at March 31, 2016		As at April 1, 2015	
	Carrying Amount	Fair Value	Carrying Amount	Fair Value	Carrying Amount	Fair Value
Financial Assets-At amortised cost						
Loans	6,508.08	6,508.08	4,995.03	4,995.03	2,441.39	2,441.39
Trade Receivables	1,21,982.53	1,21,982.53	75,589.28	75,589.28	53,798.14	53,798.14
Cash & Cash Equivalents	356.92	356.92	430.02	430.02	624.51	624.51
Other Bank Balances	661.25	661.25	318.57	318.57	160.58	160.58
Others Financial Asset	5,013.52	5,013.52	2,837.96	2,837.96	2,495.74	2,495.74
Total	**1,34,522.30**	**1,34,522.30**	**84,170.86**	**84,170.86**	**59,520.36**	**59,520.36**
Financial Liabilities-At amortised cost						
Borrowings	1,35,258.60	1,35,258.60	90,685.34	90,685.34	71,128.58	71,128.58
Trade Payable	11,957.28	11,957.28	30,460.33	30,460.33	22,707.39	22,707.39
Other Financial Liabilities	135.07	135.07	1,762.82	1,762.82	1,585.83	1,585.83
Total	**1,47,350.95**	**1,47,350.95**	**1,22,908.49**	**1,22,908.49**	**95,421.80**	**95,421.80**

The management considers that the above carrying amounts of financial assets and financial liabilities recognized in the financial statements approximate their fair values.

b) Fair Value Technique

The fair values of the financial assets and liabilities are included at the amount that would be received to sell an asset or paid to transfer a liability in an orderly transaction between market participants at the measurement date. The following methods and assumptions were used to estimate the fair values:-

i) The fair value of cash and cash equivalents, trade receivables, current trade payables, current financial liabilities and borrowings approximate their carrying amount largely due to the short-term nature of these instruments. The Board considers that the carrying amounts of financial assets and financial liabilities recognised at cost/amortised cost in the financial statements approximate their fair values.

ii) Long-term debt has been contracted at floating rates of interest, which are reset at short intervals. Fair value of variable interest rate borrowings approximates their carrying value of such long-term debt approximates fair value subject to adjustments made for transaction cost.

c) Fair Value hierarchy

The following table provides the fair value measurement hierarchy of Company's asset and liabilities, grouped into Level 1 to Level 3 as described below:

Level 1

Quoted prices for identical assets / liabilities in active markets. It includes fair value of financial instruments traded in active markets and are based on quoted market prices at the balance sheet date (like Mutual funds units).

Level 2

Inputs that are observable for the asset / liability (other than level 1 inputs), either directly (that is, as prices) or indirectly (that is, derived from prices). It includes fair value of the financial instruments that are not traded in an active market, is determined by using valuation techniques. If all significant inputs required to fair value an instrument are observable then instrument is included in level 2.

Summary of significant accounting policies and other explanatory information to the standalone financial statements for the year ended 31, March 2017

Note No. 39 : Fair value of financial assets and liabilities (Contd.)

Level 3

Significant Inputs for the asset or liability (instrument) that are not based on observable market data, is included in level 3.

For assets and liabilities which are measured at fair value as at Balance Sheet date, the classification of fair value calculations by category is summarized below:

(₹ in Lakhs)

Particulars	Level	Carrying Amount / Fair Value		
		As at March 31, 2017	As at March 31, 2016	As at April 1, 2015
Financial assets-At Amortised Cost				
Investment	2	-	-	-
Trade receivables	2	1,21,982.53	75,589.28	53,798.14
Loans	2	6,508.08	4,995.03	2,441.39
Other financial assets	2	5,013.52	2,837.96	2,495.74
Financial Liabilities -At Amortised Cost				
Borrowings	2	1,35,258.60	90,685.34	71,128.58
Trade payables	2	11,957.28	30,460.33	22,707.39
Other financial liabilities	2	135.07	1,762.82	1,585.83

Note No. 40 : Financial risk management, objective and policies

The Company's business activities are exposed to a variety of financial risks – credit risk, liquidity risk and market risk. The Company's focus is to foresee the unpredictability of financial markets and seek to minimize potential adverse effects on its financial performance. The risks are governed by appropriate policies and procedures and that financial risks are identified, measured and managed in accordance with the Company's policies and risk objectives. The Board of Directors reviews and approves policies for managing each of these risks, which are summarized below:

i) Credit risk

Credit risk is the risk that counterparty will not meet its obligations under a financial instrument or customer contract, leading to a financial loss. The Company is exposed to credit risk from its operating activities (primarily trade receivables). To manage this, the management has a credit policy in place and the exposure to credit risk is monitored on an ongoing basis. The Company periodically assesses the financial reliability of customers, taking into account the financial condition, current economic trends and ageing of accounts receivable.

The Company establishes an allowance for impairment that represents its estimate of incurred losses in respect of trade and other receivables. Receivables from customers are reviewed/evaluated periodically by the management and appropriate provisions are made to the extent recovery there against has been considered to be remote.

The carrying amount of respective financial assets recognised in the financial statements represents the Company's maximum exposure to credit risk.

Credit exposure is managed by counterparty limits for investment of surplus funds which is reviewed by the Management. Bank balances are held with reputed and creditworthy banking institutions.

Trade receivables disclosed include amounts that are past due at the end of the reporting period but against which the Company has not recognised an allowance for doubtful receivables because there has not been a significant change in credit quality and the amounts are still considered recoverable.

ii) Liquidity Risk

The company objective is maintaining optimum level of liquidity to meet its cash and collateral requirement at all times. The Company relies on Borrowing and internal accruals to meet its need for fund. The current committed lines of credit are sufficient to meet its short to medium term expansion needs.

Summary of significant accounting policies and other explanatory information to the standalone financial statements for the year ended 31, March 2017

Note No. 40 : Financial risk management, objective and policies (Contd.)

The table provides undiscounted cash flow towards non-derivative financial liabilities and net settled derivative financial liabilities into relevant maturity based on the remaining period at balance sheet date to contractual maturity date.

As at 31st March, 2017 (₹ in Lakhs)

Particulars	Carrying Amount	Less than 12 months	More than 12 months	Total
Interest bearing borrowings (including current maturity)	1,35,258.60	1,25,447.20	9,811.40	1,35,258.60
Trade Payables	11,957.28	11,957.28	-	11,957.28
Other Financial Liabilities	135.07	135.07	-	135.07
Total	**1,47,350.95**	**1,37,539.55**	**9,811.40**	**1,47,350.95**

As at 31st March, 2016 (₹ in Lakhs)

Particulars	Carrying Amount	Less than 12 months	More than 12 months	Total
Interest bearing borrowings (including current maturity)	90,685.34	79,167.52	11,517.82	90,685.34
Trade Payables	30,460.33	30,460.33	-	30,460.33
Other Financial Liabilities	1,762.82	1,762.82	-	1,762.82
Total	**1,22,908.49**	**1,11,390.67**	**11,517.82**	**1,22,908.49**

As at 1st April, 2015 (₹ in Lakhs)

Particulars	Carrying Amount	Less than 12 months	More than 12 months	Total
Interest bearing borrowings (including current maturity)	71,128.58	60,772.07	10,356.51	71,128.58
Trade Payables	22,707.39	22,707.39	-	22,707.39
Other Financial Liabilities	1,585.83	1,585.83	-	1,585.83
Total	**95,421.80**	**85,065.29**	**10,356.51**	**95,421.80**

Unused Lines of Credit

The company has following Unused Lines of Credit:-

(₹ in Lakhs)

Particulars	As at 31st March, 2017	As at 31st March, 2016	As at 1st April, 2015
Secured	-	164.50	6,224.93
Unsecured	-	-	-
Total	**-**	**164.50**	**6,224.93**

The Company has current financial assets which will be realised in ordinary course of business. The Company monitor rolling forecast of its liquidity requirements to ensure it has sufficient cash to meet operational needs while maintaining head room on its undrawn committed borrowing facilities at all time so that company does not breach borrowing limits or covenants (where applicable) on any of its borrowing facilities. In the event of breach of covenants the Company may liable to pay additional interest. The Company also ensures that it has sufficient cash on demand to meet expected operational expenses. As of March 31, 2017, the cash and cash equivalents are held with major banks and financial institutions.

Summary of significant accounting policies and other explanatory information to the standalone financial statements for the year ended 31, March 2017

Note No. 40 : Financial risk management, objective and policies (Contd.)

iii) Market Risk

Market risk is the risk or uncertainty arising from possible market price movements resulting in fluctuation of the fair value of future cash flows of a financial instrument. The major components of Market risks are foreign currency exchange risk and interest rate risk. Financial instruments affected by market risk include borrowings.

a) Foreign Currency Risk

The company does not have any significant transaction in foreign currency except foreign currency ECB loan. There are no outstanding Derivative contracts as on 31st March 2017 however the company have Unhedged foreign currency exposure as on 31st march, 2017(read with note no. 46).

Foreign exchange risk sensitivity analysis has been performed on the foreign currency exposures in the company's financial assets and financial liabilities at the reporting date i.e. 31st March 2017, net of related foreign exchange contracts.

The impact on the Company's profit before tax due to Changes in the fair value of monetary assets and liabilities are given below:

Foreign Exchange Risk And Sensitivity (Un hedged) (₹ in Lakhs)

Particulars	Change in currency exchange rate	Effect on profit before tax For the year ended March 31, 2017	Effect on profit before tax For the year ended March 31, 2016
USD	+5%	(53.65)	(55.63)
	-5%	53.65	55.63

The assumed movement in exchange rate sensitivity analysis is based on the currently observable market conditions.

Summary of exchange difference accounted in Statement of Profit and Loss (₹ in Lakhs)

Particulars	For the year ended March 31, 2017	For the year ended March 31, 2016
Net foreign exchange (gain) / losses	(240.58)	663.52
TOTAL	(240.58)	663.52

b) Interest rate and sensitivity

Interest rate risk primarily arises from floating rate borrowing with banks and financial institutions. As at March 31, 2017, substantially all of the Company borrowings were subject to floating interest rates, which are reset at short intervals.

The following table demonstrates the sensitivity to a reasonably possible change in interest rates on that portion of loans and borrowings affected. The company's profit before tax is affected through the impact on floating rate borrowings as follows:

Interest Rate Risk and Sensitivity (₹ in Lakhs)

Particulars	Increase / Decrease in Basis Points	Effect on profit/(loss) before tax	
		For the year ended March 31, 2017	For the year ended March 31, 2016
INR Borrowings	+100	(1,147.09)	(710.10)
	-100	1,147.09	710.10
USD Borrowings	+100	(107.30)	(113.25)
	-100	107.30	113.25

Summary of significant accounting policies and other explanatory information to the standalone financial statements for the year ended 31, March 2017

Note No. 40 : Financial risk management, objective and policies (Contd.)

As at 31st March, 2017 (₹ in Lakhs)

Particulars	Total borrowings	Floating rate borrowings	Fixed rate borrowings	Weighted average interest rate (%)
INR	1,24,527.90	1,14,709.23	9,818.67	11.43%
USD	10,730.32	10,730.32	-	5.89%
Total	**1,35,258.22**	**1,25,439.55**	**9,818.67**	

As at 31st March, 2016 (₹ in Lakhs)

Particulars	Total borrowings	Floating rate borrowings	Fixed rate borrowings	Weighted average interest rate (%)
INR	79,360.28	71,009.99	8,350.29	11.17%
USD	11,325.06	11,325.06	-	5.37%
Total	**90,685.34**	**82,335.05**	**8,350.29**	

As at 1st April, 2015 (₹ in Lakhs)

Particulars	Total borrowings	Floating rate borrowings	Fixed rate borrowings	Weighted average interest rate (%)
INR	59,004.91	55,965.59	3,039.32	12.01%
USD	12,123.67	11,240.83	882.83	5.59%
Total	**71,128.58**	**67,206.43**	**3,922.15**	

iv) Capital risk management

The Company's objectives when managing capital is to safeguard continuity, maintain a strong credit rating and safeguard continuity, maintain a strong credit rating and healthy capital ratios in order to support its business and provide adequate return to shareholders through continuing growth. The Company sets the amount of capital required on the basis of annual business and long-term operating plans which include capital and other strategic investments. The funding requirements are met through a mixture of equity, internal fund generation and other non-current borrowings. The Company's policy is to use current and non-current borrowings to meet anticipated funding requirements. The Company monitors capital on the basis of the gearing ratio which is net debt divided by total capital. Net debts are non-current and current debts as reduced by cash and cash equivalents.

The company also monitors capital using gearing ratio which is net debt divided by total capital. The gearing ratio is as follows:

Gearing Ratio (₹ in Lakhs)

Particulars	As at 31st March, 2017	As at 31st March, 2016	As at 1st April, 2015
Total Debt	1,35,258.60	90,685.34	71,128.58
Cash and Cash Equivalent	1,018.16	748.59	785.09
Net Debt (net of cash and cash equivalent)	1,34,240.44	89,936.75	70,343.48
Total Capital	65,733.95	73,079.45	65,360.57
Capital and net debt	1,99,974.39	1,63,016.19	1,35,704.15
Gearing Ratio	67.13%	55.17%	51.84%

Summary of significant accounting policies and other explanatory information to the standalone financial statements for the year ended 31, March 2017

Note No. 41 : Contingent Liabilities and Commitments (to the extent not provided for)

Contingent Liabilities

(₹ in Lakhs)

Sl. No.	Particulars	March 31, 2017	March 31, 2016	April 1, 2015
a	Claims against the company / disputed liabilities not acknowledged as debts (to the extent ascertained)	1,117.98	1,157.98	333.62
b	Corporate guarantee given on behalf of wholly owned subsidiary company AAP Infrastructure Limited and MBL (MP) Toll Road Company Ltd.	5,400.71	6,420.94	7,656.40
c	Corporate Guarantees given on behalf of subsidiary Company Suratgarh Bikaner Toll Road Company Pvt. Ltd. for concessionaire's events of default	48,386.79	38,787.54	23,729.56
d	Outstanding bank guarantees	48,434.43	59,886.70	52,992.79
e	Outstanding letter of credit	-	1,753.89	1,893.00
f	Tax matters in disputed under appeal	6,028.14	5,788.14	2,672.44

The Company's pending litigations comprises of claim against the Company and proceedings pending with tax/ statutory/Government Authorities. The Company has reviewed all its pending litigation and proceedings and has made adequate provisions, and disclosed the contingent liabilities, wherever applicable, in its financial statements. The Company does not expect the outcome of these proceedings to have a material impact on its financial position. Future cash outflows in respect of Income tax (A.Y. 2005-06 to 2010-11, 2012-2013,* 2013-2014 and 2014-2015) and sales tax (FY 2007-08 to 2015-16) are determinable only on receipt of judgment/ decisions pending with various forums/ authorities.

Commitments

Estimated amount of contracts remaining to be executed on capital account (net of advances) and not provided for as on 31.3.2017 is Nil (2016- ₹2,778.51 lakhs, 2015-₹122.21 lakhs). Advances paid on capital account are Nil (2016- ₹23.10 lakhs, 2015-Nil.

Note No. 42 : Earning per Share

Basic and diluted earnings/(loss) per share is calculated by dividing the profit/(loss) attributable to equity holders of the Company by the weighted average of equity shares outstanding during the year.

(₹ in Lakhs except otherwise stated)

Particulars	March 31, 2017	March 31, 2016
Profit/(loss) attributable to equity shareholders	(6,622.11)	8,466.93
Weighted average number of equity shares (in nos.)	414.55	414.55
Basic & diluted earnings per equity share (In ₹)*	(15.91)	20.42

* There is no dilution to the basic EPS as there are no outstanding potentially dilutive equity shares.

Note No. 43 : Disclosure in accordance with Ind AS 11 'Construction contracts' – Amount due from/to customers on Construction Contracts

(₹ in Lakhs)

Particulars	For the year ended March 31, 2017	For the year ended March 31, 2016
Contract revenue recognised during the year	2,27,123.53	2,31,435.00
Aggregate amount of contract costs incurred and recognised profits (less recognised losses) as at the end of the financial year for all contracts in progress as at that date	1,13,253.13	1,81,457.48
Amount of customer advances outstanding for contracts in progress as at the end of the financial year	1,508.91	14,928.29
Retention amount by customers for contracts in progress as at the end of the financial year	1,453.22	2,781.29
Gross amount due from customers for contracts in progress	18,323.43	67,843.60
Gross amount due to customers for contracts in progress	-	-

Summary of significant accounting policies and other explanatory information to the standalone financial statements for the year ended 31, March 2017

Note No. 44 : Tax Expense's

(a) The major components of income tax expense for the year are as under:

(₹ in Lakhs)

Particulars	For the year ended March 31, 2017	For the year ended March 31, 2016
Income tax recognised in the Statement of Profit and Loss		
Current Tax	-	2,663.00
Deferred Tax	(6,061.24)	(382.12)
Total Income tax expenses recognised in statement of profit and loss	**(6,061.24)**	**2,280.88**
Income tax expense recognised in OCI		
Deferred tax expense on re-measurement of defined benefit plans	13.24	0.14
Income tax expense recognised in OCI	**13.24**	**0.14**
Total (Net)	**(6048.00)**	**2281.02**

(b) A reconciliation of income tax expense applicable to accounting profits / (loss) before tax at the statutory income rate to recognised income tax expense for the year indicated are as below:

(₹ in Lakhs)

Particulars	For the year ended March 31, 2017	For the year ended March 31, 2016
Accounting Profit/(Loss) before tax	(12,683.35)	10,747.83
Statutory income tax rate	34.608%	34.608%
Tax at statutory income tax rate	-	3,719.61
Disallowable expenses	-	115.21
Non-Taxable Income	-	(19.85)
Corporate Social Responsibility	-	3.45
Temporary differences	(6,061.24)	(382.39)
Others	-	(1,155.15)
Total	**(6,061.24)**	**2,280.88**

(c) Gross deferred tax liability and assets for the year ended 31st March 2017 are as follows:

(₹ in Lakhs)

Particulars	Opening Balance 01.04.2016	Recognised in Profit and Loss	Recognised in OCI	Closing Balance 31.03.2017
Deferred Tax Liabilities				
Difference between written down value/capital work in progress of fixed assets as per the books of accounts and Income Tax Act, 1961.	1,959.52	(51.07)		1,908.45
Retention Money	1,846.30	(1,846.30)		-
Difference in carrying value and tax base of Financial Liability	159.74	3.71		163.45
Difference in carrying value and tax base of Non-Financial asset	837.57			837.57
Total Deferred Tax Liabilities	**4,803.12**	**(1,893.66)**	**-**	**2,909.47**

Summary of significant accounting policies and other explanatory information to the standalone financial statements for the year ended 31, March 2017

Note No. 44 : Tax Expense's (Contd.)

(₹ in Lakhs)

Particulars	Opening Balance 01.04.2016	Recognised in Profit and Loss	Recognised in OCI	Closing Balance 31.03.2017
Deferred Tax Assets				
Provision for expense allowed for tax purpose on payment basis	83.94	(25.11)	(13.24)	45.96
Tax effect on Unabsorbed Loss	-	4,192.69		4,192.69
Difference in carrying value and tax base of Financial asset carried at Amortised Cost	918.79			918.79
Difference in carrying value and tax base of Non-Financial Liability	139.55			139.55
Total Deferred Tax Assets	**1,142.28**	**4,167.58**	**(13.24)**	**5,296.62**
Deferred Income Tax Liabilities (Net)	**3,660.84**	**(6,061.24)**	**(13.24)**	**(2,387.15)**

Gross deferred tax liability and assets for the year ended 31st March 2016 are as follows:

(₹ in Lakhs)

Particulars	Opening Balance 01.04.2015	Recognised in Profit and Loss	Recognised in OCI	Closing Balance 31.03.2016
Deferred Tax Liabilities				
Difference between written down value/capital work in progress of fixed assets as per the books of accounts and Income Tax Act,1961.	1,827.92	131.59	-	1,959.52
Retention Money	2,325.10	(478.80)	-	1,846.30
Difference in carrying value and tax base of Financial Liability	224.91	(65.17)	-	159.74
Difference in carrying value and tax base of Non-Financial asset	902.17	(64.60)	-	837.57
Total Deferred Tax Liabilities	**5,280.09**	**(476.97)**	**-**	**4,803.12**
Deferred Tax Assets				
Provision for expense allowed for tax purpose on payment basis	67.03	17.05	(0.14)	83.94
Difference in carrying value and tax base of Financial asset carried at Amortised Cost	960.65	(41.86)	-	918.79
Difference in carrying value and tax base of Non-Financial Liability	209.33	(69.78)	-	139.55
Total Deferred Tax Assets	**1,237.00**	**(94.58)**	**(0.14)**	**1,142.28**
Deferred Income Tax Liabilities (Net)	**4,043.09**	**(382.12)**	**(0.14)**	**3,660.84**

Summary of significant accounting policies and other explanatory information to the standalone financial statements for the year ended 31, March 2017

Note No. 45.1 : First Time Adoption of Ind AS-Reconciliations

In terms of Ind AS 101, "First time adoption of Indian Accounting Standards" the required reconciliation of equity, other comprehensive income and cash flows with respect to the figures reported under previous GAAP are as given below:

A Reconciliation of Balance Sheet as at 31st March 2016 and 1st April 2015

(₹ in Lakhs)

Particulars	As at March 31, 2016 (Previous GAAP)	Adjustment	As at March 31, 2016 (Ind AS)	As at April 1, 2015 (previous GAAP)	Adjustment	As at April 1, 2015 (Ind AS)
ASSETS						
(1) Non current assets						
(a) Property, plant and equipment	18,790.39	-	18,790.39	17,430.77	-	17,430.77
(b) Capital work in progress	-	-	-	-	-	-
(c) Other intangible assets	-	-	-	-	-	-
(d) Financial assets	-	-	-	-	-	-
(i) Investment	24,202.88	-	24,202.88	19,980.88	-	19,980.88
(ii) Trade receivables	5,861.95	(1,746.91)	4,115.04	5,890.57	(1,987.88)	3,902.69
(iii) Loans	5,861.00	(865.97)	4,995.03	3,229.31	(787.92)	2,441.39
(iv) Others	58.28	-	58.28	495.80	-	495.80
(e) Deferred tax assets(net)	-	-	-	-	-	-
(f) Other non current assets	107.25	1,136.26	1,243.51	169.31	1,744.03	1,913.35
(2) Current assets			-			-
(a) Inventories	73,782.00	-	73,782.00	81,053.89	-	81,053.89
(b) Financial assets	-	-	-	-	-	-
(i) Investment	-	-	-	-	-	-
(ii) Trade receivables	71,516.22	(41.98)	71,474.24	49,895.45	-	49,895.45
(iii) Cash and cash equivalents	430.02	-	430.02	624.52	-	624.52
(iv) Other Bank Balances	318.57	-	318.57	160.59	-	160.59
(v) Loans	-	-	-	-	-	-
(vi) Others	2,779.68	-	2,779.68	1,999.94	-	1,999.94
(c) Current tax assets (net)	-	-	-	-	-	-
(d) Other current assets	7,871.71	1,283.88	9,155.59	8,363.05	862.79	9,225.84
TOTAL ASSETS	211,579.95	(234.72)	211,345.23	189,294.08	(168.98)	189,125.11
EQUITY AND LIABILITIES						
EQUITY						
(a) Equity share capital	4,145.46	-	4,145.46	2,072.73	-	2,072.73
(b) Other equity	68,301.14	632.85	68,933.99	62,620.58	667.37	63,287.95
LIABILITIES			-			-
(1) Non current liabilites			-			-
(a) Financial liabilites			-			-
(i) Borrowings	11,533.79	(15.97)	11,517.82	10,377.55	(21.04)	10,356.51
(ii) Trade payables	-	-	-	-	-	-
(iii) Other financial liability	2,067.28	(440.53)	1,626.75	2,067.28	(624.23)	1,443.05
(b) Provisions	178.15	-	178.15	129.18	-	129.18
(c) Deferred tax liabilites (net)	3,721.88	(61.04)	3,660.84	4,085.99	(42.90)	4,043.09
(d) Other non current liabilties	-	201.23	201.23	13,465.86	403.23	13,869.09
(2) Current liabilites			-			-
(a) Financial liabilites			-			-
(i) Borrowings	77,160.12	-	77,160.12	59,004.91	-	59,004.91
(ii) Trade payables	30,460.33	-	30,460.33	22,707.38	-	22,707.38
(iii) Other financial liability	2,148.55	(5.08)	2,143.47	1,914.55	(4.61)	1,909.94
(b) Other current liabilites	7,658.57	202.23	7,860.80	7,782.16	201.62	7,983.78
(c) Provisions	765.08	(748.41)	16.67	760.61	(748.41)	12.20
(d) Current Tax Liabilities (net)	3,439.60	-	3,439.60	2,305.30	-	2,305.30
TOTAL EQUITY & LIABILITIES	211,579.95	(234.72)	211,345.23	189,294.08	(168.98)	189,125.11

Refer Note 45.3

Summary of significant accounting policies and other explanatory information to the standalone financial statements for the year ended 31, March 2017

Note No. 45.1 : First Time Adoption of Ind AS-Reconciliations (Contd.)

B Reconciliation of Statement of Profit and Loss for the year ended March 31, 2016 (₹ in Lakhs)

Particulars	As per previous GAAP *	Ind Adjustment	Ind AS
INCOME			
Revenue from operation	231,434.50	-	231,434.50
Other income	575.64	1,068.98	1,644.62
(A) TOTAL INCOME	232,010.14	1,068.98	233,079.12
EXPENSES			
Cost of materials consumed	176,652.64	-	176,652.64
Employee benefits expense	4,708.80	0.40	4,709.20
Finance costs	10,561.05	1,121.38	11,682.43
Depreciation and amortisation expense	1,723.79	-	1,723.79
Other expenses	27,563.25	-	27,563.25
(B) TOTAL EXPENSES	221,209.54	1,121.78	222,331.29
Profit/(Loss) before tax (C-D)	10,800.60	(52.80)	10,747.83
Tax Expense:			
(1) Current Tax	2,663.00	-	2,663.00
(2) Income Tax for earlier years	-	-	-
(3) Deferred Tax	(364.11)	(18.01)	(382.12)
Total Profit/(Loss) for the period (E)	8,501.71	(34.79)	8,466.93
OTHER COMPREHENSIVE INCOME			
i. Items that will not be reclassified to Profit or Loss	-	0.40	0.40
ii. Income Tax relating to items that will not be reclassified to Profit or Loss	-	(0.14)	(0.14)
Total Other Comprehensive Income (F)	-	0.26	0.26
Total Comprehensive Income for the period (E+F)	8,501.75	(34.53)	8,467.19
Earning per equity share (Face Value ₹10/- each) (In ₹)			
Basic	20.51	-	20.42
Diluted	20.51	-	20.42

Refer Note 45.3

C Reconciliation of Total Equity as at 31st March 2016 and 1st April 2015 (₹ in Lakhs)

Particulars	As at 31st March 2016 (Previous GAAP)	As at 1st April 2015 (Date of Transition)
Total equity (shareholders' funds) under Previous GAAP	72,446.60	64,693.31
Add/(less):- Adjustments for Ind AS:		
Non Current assets measured at amortised cost	(234.94)	(168.99)
Non Current liability measured at amortised cost	37.30	19.38
Loans and borrowings being measured at amortised cost	21.04	25.65
Deferred tax on above adjustments	61.04	42.90
Derecognition of Proposed Dividend including DDT	748.41	748.41
Total adjustment to equity	632.85	667.36
Total equity under Ind AS	73,079.45	65,360.67

Refer Note 45.3

Summary of significant accounting policies and other explanatory information to the standalone financial statements for the year ended 31, March 2017

Note No. 45.1 : First Time Adoption of Ind AS-Reconciliations (Contd.)

D Reconciliation of Total Comprehensive Income for the year endded 31st March 2016 (₹ in Lakhs)

Particulars	Note No.	As at 31st March 2016
Net Profit as per IGAAP		8,501.71
Add/(less):- Adjustments for Ind AS:		
Effect on other income due to amortisation of financial assets/financial liabilities	(i)	1,068.98
Effect on finance Cost as per Effective Interest Rate Method/Amortisation Method on financial assets/financial liabilities	(ii)	(1,121.38)
Actuarial (Gain)/Loss on defined benefit plans recognised in other comprehensive income	(iv)	(0.40)
Effect of Taxes on above		18.01
Net Profit as per Ind AS (Before OCI)		8,466.93
Other Comprehensive Income (net of taxes)		
Actuarial gain/(loss) on defined benefit plans	(iv)	0.26
TOTAL COMPREHENSIVE INCOME UNDER Ind AS		8,467.19

Refer Note 45.3

E Reconciliation of Cash Flow Statement as at 31st March 2016 (₹ in Lakhs)

Particulars	Year ended 31st March 2016		
	As per IGAAP	Ind AS Adjustments	As per Ind AS
Net cash flows from Operating Activities	(921.94)	(666.40)	(1,588.35)
Net cash flows from Investing Activities	(7,408.43)	802.05	(6,606.38)
Net cash flows from Financing Activities	4,669.07	(135.64)	4,533.43
Net increase (decrease) in cash and cash equivalents	(3,661.30)	-	(3,661.30)
Cash and cash equivalents at the beginning of the period (Including Bank overdraft)	620.19	-	620.19
Cash and cash equivalents at the end of the period (Including Bank overdraft)	(3,041.10)	-	(3,041.10)

Refer Note 45.3

Note No. 45.2 : Disclosures Required as per Indian Accounting Standard (Ind AS) 101- First Time Adoption of Indian Accounting Standard

Transition to Ind AS

i) Overall Principle

The Company has prepared the opening balance sheet as per Ind AS as of April 1, 2015 (the transition date) by recognising all assets and liabilities whose recognition is required by Ind AS, not recognising items of assets or liabilities which are not permitted by Ind AS, by reclassifying certain items from previous GAAP to Ind AS as required under the Ind AS, and applying Ind AS in the measurement of recognised assets and liabilities.

The accounting policies that the Company used in its opening Ind-AS Balance Sheet may have differed from those that it used for its previous GAAP. The resulting adjustments arising from events and transactions occuring before the date of transition to Ind-AS has been recognized directly in retained earnings at the date of transition. However, this principle is subject to certain mandatory exceptions and certain optional exemptions availed by the Company as detailed below:

ii) Derecognition of financial assets and financial liabilities

The Company has applied the derecognition requirements of financial assets and financial liabilities prospectively for transactions occurring on or after April 1, 2015 (the transition date).

Summary of significant accounting policies and other explanatory information to the standalone financial statements for the year ended 31, March 2017

Note No. 45.2 : Disclosures Required as per Indian Accounting Standard (Ind AS) 101- First Time Adoption of Indian Accounting Standard

iii) Impairment of Financial Assets

Ind AS 109 "Financial Instruments" requires the impairment to be carried out retrospectively; however, as permitted by Ind AS 101, the Company, has used reasonable and supportable information that is available without undue cost or effort to determine the credit risk at the date that financial instruments were initially recognized in order to compare it with the credit risk at the transition date. Further, the Company has not undertaken an exhaustive search for information when determining, at the date of transition to Ind AS, whether there have been significant increases in credit risk since initial recognition, as permitted by Ind AS 101.

iv) Deemed cost

Ind AS 101 permits a first-time adopter to elect to continue with the carrying value for all of its property, plant and equipment as recognized in the financial statements as at the date of transition to Ind AS, measured as per the previous GAAP and use that as its deemed cost as at the date of transition. This exemption can also be used for intangible assets covered by Ind AS 38.

Accordingly, the company has elected to measure all of its property, plant and equipment at their previous GAAP carrying value as on the date of transition.

Also, the company has elected to carry its investments in subsidiaries at deemed cost being carrying amount under previous GAAP on the transition date.

v) Determining whether an arrangement contains a lease

The Company has applied Appendix C of Ind AS 17 for determining whether an arrangement contains a lease at the transition date on the basis of facts and circumstances existing at that date.

45.3 Explanatory notes to reconciliation between Previous GAAP and Ind AS

i) Financial assets and Financial liabilities

Under the previous GAAP, financial assets and liabilities were recorded at their transaction value less allowances for recoverability, if any. Under Ind AS, all such assets and liabilities are required to be recognised initially at fair value and subsequently at amortised cost using the effective interest rate method.

The Group has fair valued interest free security deposits, trade receivables, loans and advances and non current liabilities for this purpose, the resulting changes of which are recognised either under finance income or expenses in the Statement of profit and loss.

ii) Borrowings

Under previous GAAP, transaction costs incurred in connection with borrowings are accounted upfront and charged to Statement of profit and loss in the year in which such costs were incurred.

Under Ind AS, Finance Liabilities consisting of Long Term Borrowings are to be fair valued and designated and measured at amortised cost based on Effective Interest Rate (EIR) method. The transaction costs so incurred are required to be deducted from the carrying amount of borrowings on initial recognition. These costs are recognized in Statement of profit and loss over the tenure of the borrowing as part of the interest expense by applying EIR.

iii) Proposed dividend

Under previous GAAP, in accordance with "Contingencies and Events occuring after the Balance Sheet Date", proposed dividend as recommended by the Board of Directors was recognised as liability in the period to which they relate irrespective of the approval of the shareholders.

Under Ind AS, such dividends are recognised as liability in the period in which they are approved by the shareholders or paid.

iv) Insurance contracts

The Group has issued Corporate guarantees on behalf of its subsidiaries viz. AAP infrastructure and Suratgarh Bikaner Toll road Company Private limited.

Under previous GAAP, such guarantee were not recognised but disclosed as a Contingent liability.

Under Ind AS, these have been designated as "Insurance Contracts". The Group has classified the financial guarantee contract as contingent liability. Accordingly, there are no assets and liabilities recognised in the Balance Sheet under the contract other than those related to commission income recognised and/or receivable from such Group.

Summary of significant accounting policies and other explanatory information to the standalone financial statements for the year ended 31, March 2017

45.3 Explanatory notes to reconciliation between Previous GAAP and Ind AS (Contd.)

v) Re-measurements of post-employment benefit obligations

Under previous GAAP and Ind AS, the Group recognizes cost related to its post-employment defined benefit plan on an actuarial basis.

Under previous GAAP, the entire cost, including re-measurement, are charged to Statement of profit and loss.

Under Ind AS, the actuarial gain and losses from part of remeasurements net defined benefit liability/asset which is recognised in OCI. Consequently, the tax effect on the same has also been recognised in OCI instead of statement of profit and loss.

Under Ind AS, the entity is permitted to transfer amounts recognized in the Other Comprehensive Income within equity. The Group has taken recourse of the said provision and has transferred all re-measurement costs recognized relating prior to the transition date from Retained earnings as on the date of transition as permitted under Ind AS.

vi) Previous GAAP figures have been reclassified to conform with Ind AS presentation requirements.

Note No. 46 : Financial and Derivative instruments and foreign currency transactions

i) ECB with currency swaps outstanding

(₹ in Lakhs)

Particulars	As at 31st March, 2017	As at 31st March, 2016	As at 1st April, 2015
For long term maturities	-	-	-
For Short term maturities	-	199.00	882.97
Total	-	199.00	882.97

ii) Unhedged ECB outstanding

(₹ in Lakhs)

Particulars	As at 31st March, 2017	As at 31st March, 2016	As at 1st April, 2015
For long term maturities	8,465.84	9,788.04	10,356.51
For Short term maturities	2,264.48	1,338.02	884.19
Total	10,730.32	11,126.06	11,240.70

Foreign Currency Transactions

(₹ in Lakhs)

Expenses	2016-17	2015-16
Interest	146.68	576.25
Bank Charges	0.77	0.15
ECB Repayment	348.11	1,465.41

Note No. 47 : Segment Reporting

The company's operations consists of "Construction/Project Activities" and there are no other reportable segment under Ind AS-108 as identified by the Chief Operating Officer of the company.

Note No. 48 :

Disclosure pursuant to Regulation 34(3) read with Sch V A(2) of the Securities and Exchange Board of India (Listing Obligations and Disclosure Requirements) regulations, 2015 are given in note no. 37.

Note No. 49 :

As on March 31, 2017, the overdue financial obligations to banks/financial institutions (21 in nos.) (Nil) Were ₹135258.60 Lakhs (Nil) of which maximum overdue period was 180 days (Nil).

Summary of significant accounting policies and other explanatory information to the standalone financial statements for the year ended 31, March 2017

Note No. 50 :

In accordance with the provisions of "Indian Accounting Standard (Ind AS) -36 - Impairment of Assets", the company has made an assessment of the recoverable amount of assets based on higher of the value in use considering its projected scale of operations, prevailing market conditions, future cash flows and future growth projections and estimated net selling price of the assets pertaining to its various Cash Generating Units and found recoverable amount of these assets to be higher as compared to carrying value of assets in its Financial Statements. Accordingly, management considers that there is no need for the provision on account of impairment of assets.

Note No. 51 :

Pursuant to Notification No. GSR 308(E) dated 30th March, 2017, Details of Specified Bank Notes (SBNs) (₹500 and ₹1,000 notes) held and transacted during the period from 8th November to 30th December, 2016 as provided in the below table:-

(₹ in Lakhs)

Particulars	SBNs	Other denomination	Total
Closing cash in hand as on 08.11.2016	391.46	2.08	393.54
Add :- Permitted receipts	-	10.02	10.02
Less :- Permitted payments	-	10.65	10.65
Less :- Amount deposited in Banks	391.46	-	391.46
Closing cash in hand as on 30.12.2016	-	1.45	1.45

Note No. 52 :

The company has a regular programme of physical verification for its inventory and fixed assets. Further, during the year physical verification of significant part of inventory and fixed assets has been carried out by an independent firm of professionals and technical consultant and no material discrepancy were found.

Note No. 53 :

The company is under Corporate Insolvency Resolution Process w.e.f. 30th March, 2017 vide National Company Law Tribunal, Kolkata Bench(NCLT) order dated 30th March 2017. Interim Resolution Professional was appointed and has been subsequently replaced by Resolution Professional vide NCLT order dated 18th May 2017. The moratorium period under corporate insolvency resolution process under IBC is for a period of 180 days which can be further extended for a period not exceeding 90 days i.e. till 23rd December, 2017. In case resolution plan is not approved by or is rejected by Hon'ble NCLT within 23rd December, 2017 it shall pass an order for the liquidation of the company under IBC. In such an event the company may not be an ongoing concern and the financial statements have to be recasted.

Note No. 54 :

These financial statements have been approved and adopted by Board of Directors of the Company in their meeting dated May 29, 2017 for issue to the shareholders for their adoption.

Note 1 to 54 are annexed to and form integral part of the Balance Sheet and Statement of Profit & Loss

AUDITOR'S REPORT

In terms of our report of even date annexed hereto

As per our report on even date

For **Agrawal S. Kumar & Associates**
Chartered Accountants
Firm Registration No.322324E

Hitesh Lilha
Partner
Membership No. 069536

Place: New Delhi
Dated : 29th May 2017

For and on behalf of the Board

Anubhav Maheshwari
Company Secretary

Darshan Singh Negi
Chief Financial officer

Anjanee Kumar Lakhotia
Director
DIN-00357695

Ashwini Kumar Singh
Director
DIN- 00365901

Independent Auditor's Report

To
The Members of
MBL Infrastructures Ltd.

REPORT ON THE CONSOLIDATED Ind AS FINANCIAL STATEMENTS

We have audited the accompanying consolidated Ind AS financial statements of MBL INFRASTRUCTURES LTD. (hereinafter referred to as "the Holding Company") and its subsidiaries, its associates and jointly controlled entities (collectively referred to as "the Group"), comprising of the Consolidated Balance Sheet as at 31 March 2017, the Consolidated Statement of Profit and Loss including other comprehensive income, the Consolidated statement of Cash Flow and the consolidated statement of change in equity for the year then ended, and a summary of the significant accounting policies and other explanatory information(hereinafter referred to as "the consolidated Ind AS financial statements").

MANAGEMENT'S RESPONSIBILITY FOR THE CONSOLIDATED Ind AS FINANCIAL STATEMENTS

The Holding Company's Board of Directors is responsible for the preparation of these consolidated Ind AS financial statements in term of the requirements of the Companies Act, 2013 (hereinafter referred to as "the Act") that give a true and fair view of the consolidated financial position, consolidated financial performance including other comprehensive income, consolidated cash flows and consolidated changes in equity of the Group in accordance with the accounting principles generally accepted in India, including the accounting standards (Ind AS) prescribed under Section 133 of the Act read with relevant rules issued there-under. The respective Board of Directors of the companies include in the Group are responsible for maintenance of adequate accounting records in accordance with the provisions of the Act for safeguarding the assets of the Group and for preventing and detecting frauds and other irregularities; The selection and application of appropriate accounting policies; making judgments and estimates that are reasonable and prudent; and the design, implementation and maintenance of adequate internal financial controls, that were operating effectively for ensuring the accuracy and completeness of the accounting records, relevant to the preparation and presentation of the consolidated Ind AS financial statements that give a true and fair view and are free from material misstatement, whether due to fraud or error, which have been used for the purpose of preparation of the consolidated Ind AS financial statements by the Directors of the Holding Company, as aforesaid.

AUDITOR'S RESPONSIBILITY

Our responsibility is to express an opinion on these consolidated Ind AS financial statements based on our audit. While conducting the audit, we have taken into account the provisions of the Act, the accounting and auditing standards and matters which are required to be included in the audit report under the provisions of the Act and the Rules made there under.

We conducted our audit in accordance with the Standards on Auditing specified under Section 143(10) of the Act. Those Standards require that we comply with ethical requirements and plan and perform the audit to obtain reasonable assurance about whether the consolidated Ind AS financial statements are free from material misstatement.

An audit involves performing procedures to obtain audit evidence about the amounts and the disclosures in the consolidated Ind AS financial statements. The procedures selected depend on the auditor's judgment, including the assessment of the risks of material misstatement of the consolidated Ins AS financial statements, whether due to fraud or error. In making those risk assessments, the auditor considers internal financial control relevant to the Holding Company's preparation of the consolidated Ind AS financial statements that give a true and fair view in order to design audit procedures that are appropriate in the circumstances. An audit also includes evaluating the appropriateness of the accounting policies used and the reasonableness of the accounting estimates made by the Holding Company's Board of Directors, as well as evaluating the overall presentation of the consolidated Ind AS financial statements.

We believe that the audit evidence obtained by us and the audit evidence obtained by the other auditor in terms of their report referred to in other matters paragraph below, is sufficient and appropriate to provide a basis for our audit opinion on the consolidated Ind AS financial statements.

OPINION

In our opinion and to the best of our information and according to the explanations given to us, and based on the consideration of the report of other auditors on separate financial statements of subsidiaries referred to in other matters paragraph, the aforesaid consolidated Ind AS financial statements give the information required by the Act in the manner so required and give a true and fair view in conformity with the accounting principles generally accepted in India including the Ind AS, of the consolidated financial position state of affairs of the Group as at 31 March 2017 and its consolidated financial performance including other comprehensive income, its consolidated cash flows and the consolidated changes in equity for the year ended on that date.

OTHER MATERS

We did not audit the Ind AS financial statement of six subsidiaries included in the consolidated Ind AS financial statements reflecting total assets of ₹ 70644.74 Lakhs as at 31st March, 2017 as well as the total revenue of ₹ 0.90 Lakhs, total assets of Rs. 70644.74 Lakhs, net assets of Rs. 21000.31 Lakhs and net cash flow of Rs. (1286.60) Lakhs as at 31st March 2017. These Financial Statement and other financial information have been audited by other auditors whose report(s) has (have) been furnished to us, and our opinion on the financial statements is based solely on the report of such other auditors.

REPORT ON OTHER LEGAL AND REGULATORY REQUIREMENTS

1. As required by Section 143 (3) of the Act, based on our audit and on the consideration of report of the other auditors on separate financial statements of two subsidiaries, as noted in the 'Other Mater' paragraph above, we report to the extent applicable, that :

   a. We have sought and obtained all the information and explanations which to the best of our knowledge and belief were necessary for the purposes of our audit of the aforesaid consolidated Ind AS financial statements;

   b. In our opinion, except for the possible effect of the matter described in the Basis of Qualified Opinion paragraph above, proper books of account as required by law relating to preparation of the aforesaid consolidated Ind AS financial statements have been kept so far as it appears from our examination of those books and the report of the other auditors;

   c. The Consolidated Balance Sheet, the Consolidated Statement of Profit and Loss (Including other comprehensive income) and the Consolidated statement of Cash Flow and Consolidated Statement of change in equity dealt with by this Report are in agreement with the relevant books of account maintained for the purpose of preparation of the consolidated Ind AS financial statements;

   d. In our opinion, the aforesaid consolidated Ind AS financial statements comply with the Accounting Standards specified under section 133 of the Act, as applicable;

   e. On the basis of the written representations received from the directors as on 31stMarch 2017 taken onrecord by the Board of Directors, none of the directors is disqualified as on 31stMarch 2017 from being appointed as a director in terms of Section 164 (2) of the Act; whereas the Company is under Corporate Insolvency Resolution Process w.e.f. 30th March 2017 vide National Company Law Tribunal, Kolkata Bench (NCLT) order dated 30th March 2017. Interim Resolution Professional was appointed and has been subsequently replaced Resolution Professional, vide NCLT order dated 18th May 2017. The moratorium period under corporate insolvency resolution process under IBC is for a period of 180 days which can be further extended for a period not exceeding 90 days i.e. till 23rd December, 2017. In case resolution plan is not approved by or is rejected by Hon'ble NCLT within 23rd December, 2017 it shall pass an order for the liquidation of the company under IBC. In such an event the company may not be an ongoing concern and the financial statements have to be recasted;

   f. With respect to the adequacy of the internal financial controls over financial reporting and the operating effectiveness of such controls, refers to our Report in "Annexure A", which is based on the auditor's report of the Holding company and subsidiary company incorporated in India. Our report express an unmodified opinion on the adequacy and operating effectiveness of the Holding company's and subsidiary company's incorporated in India, internal financial controls over financial reporting;

   g. With respect to the other matters to be included in the Auditor's Report in accordance with Rule 11 of the Companies (Audit and Auditors) Rules, 2014, in our opinion and to the best of our information and according to the explanations given to us:

      i. The Company does not have any pending litigations which would impact itsconsolidated financial position;

      ii. The Groups jointly controlled entity did not have any material foreseeable losses on long term contracts including derivative contracts;

      iii. There has been no delay in transferring amounts, required to be transferred, to the Investor Education and Protection Fund by the Company.

      iv. The Company has provided requisite disclosures in its financial statements as to holdings as well as dealings in Specified Bank Notes during the period from 8th November, 2016 to 30th December, 2016 and those are in accordance with the books of accounts maintained by the Company.(Refer Note No.53)

For **Agrawal S Kumar & Associates**
Chartered Accountants
Firm's Registration No. 322324E

Hitesh Lilha
Partner
Membership No. 069536

Place: New Delhi
Date: 29th day of May, 2017

Annexure-A to the Independent Auditor's Report

The Annexure referred to in paragraph 1 (f) under the heading "Report on Other Legal and Regulatory Requirements" of our Independent Auditors' Report of even date in respect to the internal financial control Over Financial Reporting under clause (i) of sub-section 3 of section 143 of the Companies Act, 2013 ("the Act") of M/s MBL Infrastructures Ltd. for the year ended 31 March 2017, we report that:

We have audited the internal financial controls over financial reporting of M/s MBL Infrastructures Ltd. (hereinafter referred to as "the Holding Company") and its subsidiary company incorporated in India as of 31st March 2017 in conjunction with our audit of the financial statements of the Company for the year ended on that date.

MANAGEMENT'S RESPONSIBILITY FOR INTERNAL FINANCIAL CONTROLS

The Company's management is responsible for establishing and maintaining internal financial controls based on the internal control over financial reporting criteria established by the Company considering the essential components of internal control stated in the Guidance Note on Audit of Internal Financial Controls over Financial Reporting issued by the Institute of Chartered Accountants of India ('ICAI'). These responsibilities include the design, implementation and maintenance of adequate internal financial controls that were operating effectively for ensuring the orderly and efficient conduct of its business, including adherence to company's policies, the safeguarding of its assets, the prevention and detection of frauds and errors, the accuracy and completeness of the accounting records, and the timely preparation of reliable financial information, as required under the Act.

AUDITOR'S RESPONSIBILITY

Our responsibility is to express an opinion on the Company's internal financial controls over financial reporting of the Holding Company and its Subsidiary company incorporated in India, based on our audit. We conducted our audit in accordance with the Guidance Note on Audit of Internal Financial Controls over Financial Reporting (the "Guidance Note") and the Standards on Auditing, issued by ICAI and deemed to be prescribed under section 143(10) of the Companies Act, 2013 to the extent applicable to an audit of internal financial controls, both applicable to an audit of Internal Financial Controls and, both issued by ICAI. Those Standards and the Guidance Note require that we comply with ethical requirements and plan and perform the audit to obtain reasonable assurance about whether adequate internal financial controls over financial reporting was established and maintained and if such controls operated effectively in all material respects.

Our audit involves performing procedures to obtain audit evidence about the adequacy of the internal financial controls system over financial reporting and their operating effectiveness. Our audit of internal financial controls over financial reporting included obtaining an understanding of internal financial controls over financial reporting, assessing the risk that a material weakness exists, and testing and evaluating the design and operating effectiveness of internal control based on the assessed risk. The procedures selected depend on the auditor's judgment, including the assessment of the risks of material misstatement of the financial statements, whether due to fraud or error.

We believe that the audit evidence we have obtained is sufficient and appropriate to provide a basis for our audit opinion on the Company's internal financial controls system over financial reporting.

MEANING OF INTERNAL FINANCIAL CONTROLS OVER FINANCIAL REPORTING

A company's internal financial control over financial reporting is a process designed to provide reasonable assurance regarding the reliability of financial reporting and the preparation of financial statements for external purposes in accordance with generally accepted accounting principles. A company's internal financial control over financial reporting includes those policies and procedures that (1) pertain to the maintenance of records that, in reasonable detail, accurately and fairly reflect the transactions and dispositions of the assets of the company; (2) provide reasonable assurance that transactions are recorded as necessary to permit preparation of financial statements in accordance with generally accepted accounting principles, and that receipts and expenditures of the company are being made only in accordance with authorizations of management and directors of the company; and (3) provide reasonable assurance regarding prevention or timely detection of unauthorized acquisition, use, or disposition of the company's assets that could have a material effect on the financial statements.

INHERENT LIMITATIONS OF INTERNAL FINANCIAL CONTROLS OVER FINANCIAL REPORTING

Because of the inherent limitations of internal financial controls over financial reporting, including the possibility of collusion or improper management override of controls, material misstatements due to error or fraud may occur and not be detected. Also, projections of any evaluation of the internal financial controls over financial reporting to future periods are subject to the risk that the internal financial control over financial reporting may become inadequate because of changes in conditions, or that the degree of compliance with the policies or procedures may deteriorate.

OPINION

In our opinion to the best of our information and according to the explanations given to us, the Holding Company and its subsidiary company incorporated in India have, in all material respects, an adequate internal financial controls system over financial reporting and such internal financial controls over financial reporting were operating effectively as at 31 March 2017, based on the internal control over financial reporting criteria established by the respective Company considering the essential components of internal control stated in the Guidance Note on Audit of Internal Financial Controls Over Financial Reporting issued by ICAI.

For **Agrawal S Kumar & Associates**
Chartered Accountants
Firm's Registration No. 322324E

Hitesh Lilha
Partner
Membership No. 069536

Place: New Delhi
Date: 29th day of May, 2017

Consolidated Balance Sheet as at 31st March, 2017

(₹ in Lakhs)

Particulars	Note No.	As at 31st March, 2017	As at 31st March, 2016	As at 1st April, 2015
ASSETS				
(1) Non current assets				
(a) Property, plant and equipment	5	15,921.96	18,790.39	17,430.77
(b) Intangible assets	5A	4,974.10	5,918.64	4,275.75
(c) Intangible assets under development	5A	85,969.90	76,089.36	47,995.02
(d) Financial assets				
(i) Investment	6	0.02	2,374.40	2,374.40
(ii) Trade receivables	7	1,02,952.34	4,115.04	3,902.69
(iii) Loans	8	1,180.35	-	-
(iv) Others	9	0.53	340.10	780.46
(e) Deferred tax assets(net)	22	2,262.15	-	-
(f) Non current tax assets(Net)	22A	45.27	35.70	23.57
(g) Other non current assets	10	28,083.88	1,243.51	1,466.94
(2) Current assets				
(a) Inventories	11	2,508.88	73,782.01	81,053.89
(b) Financial assets				
(i) Investment		-	-	-
(ii) Trade receivables	12	24,078.14	65,156.13	44,966.17
(iii) Cash and cash equivalents	13	429.23	3,006.73	6,599.96
(iv) Bank Balances other than (iii) above	14	728.24	384.26	219.03
(v) Others	15	1,287.90	2,980.02	1,441.28
(c) Current tax assets (net)	16	20,102.39	9,260.66	8,906.48
TOTAL ASSETS		2,90,525.28	2,63,476.94	2,21,436.41
EQUITY AND LIABILITIES				
EQUITY				
(a) Equity share capital	17	4,145.46	4,145.46	2,072.73
(b) Other equity	18	63,151.78	70,034.96	64,296.47
Non Controllingll interest	18A	2,633.72	1.78	1.78
LIABILITIES				
(1) Non current liabilites				
(a) Financial liabilites				
(i) Borrowings	19	63,895.45	61,490.73	46,929.84
(ii) Trade payables		-	-	-
(iii) Other financial liability	20	1.00	1,836.71	1,443.05
(b) Provisions	21	144.22	178.14	129.18
(c) Deferred tax liabilites (net)	22	-	3,901.00	4,064.70
(d) Other non current liabilties	23	522.49	201.23	6,201.22
(2) Current liabilites				
(a) Financial liabilites				
(i) Borrowings	24	1,22,453.50	77,160.12	59,004.91
(ii) Trade payables	25	12,196.25	30,673.92	22,879.74
(iii) Other financial liability	26	12,890.10	7,445.28	4,982.38
(b) Other current liabilites	27	5,420.00	2,838.96	7,000.03
(c) Provisions	28	266.13	16.67	12.20
(d) Current Tax Liabilities (net)	29	2,805.18	3,551.98	2,418.18
TOTAL EQUITY & LIABILITY		2,90,525.28	2,63,476.94	2,21,436.41

Significant Accounting Policies and other accompanying notes (1-56) forms an integral part of the financial statements.

As per our report on even date

For **Agrawal S. Kumar & Associates**
Chartered Accountants
Firm Registration No.322324E

Hitesh Lilha
Partner
Membership No. 069536

Place: New Delhi
Dated : 29th May 2017

For and on behalf of the Board

Anubhav Maheshwari
Company Secretary

Darshan Singh Negi
Chief Financial officer

Anjanee Kumar Lakhotia
Director
DIN-00357695

Ashwini Kumar Singh
Director
DIN- 00365901

Consolidated Statement of Profit and Loss for the year ended 31st March, 2017

(₹ in Lakhs)

Particulars	Note No.	For the year ended 31st March, 2017	For the year ended 31st March, 2016
INCOME			
Revenue from operation	30	2,28,132.34	2,34,268.99
Other income	31	5,067.00	2,026.00
(A) TOTAL INCOME		2,33,199.34	2,36,294.99
EXPENSES			
Cost of materials consumed	32	2,02,799.06	1,76,652.64
Employee benefits expense	33	3,655.53	4,730.50
Finance costs	34	15,971.60	12,778.93
Depreciation and amortisation expense	35	2,721.76	3,315.00
Other expenses	36	20,710.11	27,650.99
(B) TOTAL EXPENSES		2,45,858.06	2,25,128.06
Profit/(Loss) before tax (C-D)		(12,658.72)	11,166.93
Tax Expense:			
(1) Current Tax		0.24	2,760.69
(2) Income Tax for earlier years		-	
(3) Deferred Tax		(6,054.31)	(279.73)
Total Profit/(Loss) for the period (E)		(6,604.65)	8,685.97
OTHER COMPREHENSIVE INCOME			
Items that will not be reclassified to profit or loss			
i. Re-measurement gains (losses) on defined benefit plans		38.26	0.40
ii. Income Tax on above(i)		(13.24)	(0.14)
Total Other Comprehensive Income (F)		25.02	0.26
Total Comprehensive Income for the period (E+F)		(6,579.63)	8,686.23
Other Comprehensive Income attributable to:			
Owners of the company		(6,604.65)	8,685.97
Non-Controlling Interest		-	-
		(6,604.65)	8,685.97
Other Comprehensive Income attributable to:			
Owners of the company		25.02	0.26
Non-Controlling Interest		-	-
		25.02	0.26
Total Comprehensive Income attributable to:			
Owners of the Company		(6,579.63)	8,686.23
Non-Controlling Interest		-	-
		(6,579.63)	8,686.23
Earning per equity share(Face Value ₹10/- each)			
Basic & Diluted		(15.87)	20.95

Significant Accounting Policies and other accompanying notes (1-56) forms an integral part of the financial statements.

As per our report on even date

For **Agrawal S. Kumar & Associates**
Chartered Accountants
Firm Registration No.322324E

Hitesh Lilha
Partner
Membership No. 069536

Place: New Delhi
Dated : 29th May 2017

For and on behalf of the Board

Anubhav Maheshwari
Company Secretary

Darshan Singh Negi
Chief Financial officer

Anjanee Kumar Lakhotia
Director
DIN-00357695

Ashwini Kumar Singh
Director
DIN- 00365901

Consolidated Cash Flow Statement for the year ended 31st March, 2017

(₹ in Lakhs)

Particulars	For the year ended 31st March, 2017	For the year ended 31st March, 2016
A. Cash Inflow / (Outflow) from Operating Activities		
Net Profit/(Loss) Before Tax & Exceptional Items	(12,658.72)	11,166.93
Adjustment for:		
Depreciation/Amortisation	2,721.76	3,315.00
Finance Cost	15,971.60	12,778.93
Interest Income	(242.23)	(534.76)
(Profit) / Loss on Sale/Discard of Fixed Assets (Net)	130.74	90.37
Consoidation elimintion adjsutment	444.86	(126.59)
Operating Profit Before Working Capital Changes	6,368.01	26,689.88
Adjustment for:		
(Increase) / Decrease in Inventories	71,273.13	7,271.88
(Increase) / Decrease in Trade Receivables	(57,759.30)	(20,402.32)
Decrease / (Increase) in Other Financial Assets	1,699.20	(1,528.07)
Decrease / (Increase) in Loans	(1,180.35)	-
Decrease / (Increase) in Other Assets	(40,078.86)	(142.06)
Increase / (decrease) in Trade payables	(18,477.66)	7,794.17
Increase / (decrease) in Other Financial Liabilities	1,004.67	2,136.74
Increase / (decrease) in Other Liabilities & Provisions	5,420.81	(9,991.44)
Cash Inflow from Operating Activities Before Exceptional Items	(31,730.35)	11,828.79
Income Tax (Advance) (Net)	(747.03)	(1,627.21)
Net Cash Inflow from Operating Activities	(32,477.38)	10,201.58
B. Cash Inflow / (Outflow) from Investing Activities		
Capital Expenditure	(10,318.19)	(34,637.87)
Proceeds from sale of property, plant & equipment	1,398.11	135.16
Acquisation/Disposal of control in subsidiary/associates/joint ventures /others	2,374.38	-
Deposit with original maturity more than three months	(4.03)	275.24
Interest Received	235.15	524.09
Net Cash Inflow from Investing Activities	(6,314.58)	(33,703.39)
C. Cash Inflow / (Outflow) from Financing Activities		
Dividend Paid	(748.03)	(748.30)
Amount deposited in bank towards unclaimed dividend	(0.38)	(0.11)
Interest and Finance Charges Paid	(15,692.34)	(12,651.82)
Proceeds from / (Repayment of) Long Term Borrowings (net)	4,730.49	15,153.61
Proceeds from / (Repayment of) Short Term Borrowings (net)	47,065.41	14,688.39
Minority Interest	2,631.94	-
Net Cash Outflow from Financing Activities	37,986.48	16,441.78
Net Changes in Cash & Cash Equivalents (A+B+C)	(805.47)	(7,060.04)
Cash & Cash Equivalents (Closing Balance) (Including Bank overdraft)	(1,269.88)	(464.40)
Cash & Cash Equivalents (Opening Balance) (Including Bank overdraft)	(464.40)	6,595.64
Net Changes in Cash & Cash Equivalents	(805.47)	(7,060.04)
Cash and cash equivalents as per Balance Sheet	429.23	3,006.73
Bank overdraft	1,699.11	3,471.13
Cash & Cash Equivalents (Closing Balance) (Including Bank overdraft)	(1,269.88)	(464.40)

Significant Accounting Policies and other accompanying notes (1-56) forms an integral part of the financial statements.

As per our report on even date

For **Agrawal S. Kumar & Associates**
Chartered Accountants
Firm Registration No.322324E

Hitesh Lilha
Partner
Membership No. 069536

Place: New Delhi
Dated : 29th May 2017

For and on behalf of the Board

Anubhav Maheshwari
Company Secretary

Darshan Singh Negi
Chief Financial officer

Anjanee Kumar Lakhotia
Director
DIN-00357695

Ashwini Kumar Singh
Director
DIN- 00365901

Consolidated statement of changes in equity for the year ended 31st March, 2017

A Equity Share Capital

(₹ in Lakhs)

Particulars	Share Capital
Balance as on April 1, 2015	2,072.73
Add: Shares issued during the year 2015-16	2,072.73
Balance as on March 31, 2016	4,145.46
Add: Shares issued during the year 2016-17	-
Balance as on March 31, 2017	**4,145.46**

B Other Equity

(₹ in Lakhs)

Particulars	Reserve and Surplus				Items of Other Comprehensive Income	Total
	Capital Redemption Reserve	Security Premium Reserve	General Reserve	Retained Earnings	Re-measurement of the net defined benefit plans	
Balance as on April 1, 2015	1,391.01	21,384.97	29,962.41	11,553.44	4.64	64,296.47
Profit for the year				8,685.97		8,685.97
Amount utlized for issue of Bonus shares	-1,391.01	-681.73				-2,072.74
Dividend payments including dividend distribution tax				-748.41		-748.41
Transfer from retained earnings			5,000.00	-5,000.00		-
Re-measurements of the net defined benefit Plans					0.26	0.26
Consolidation elimination adjustment				-126.59		-126.59
Balance as on March 31, 2016	**-**	**20,703.24**	**34,962.41**	**14,364.41**	**4.90**	**70,034.96**
Profit for the year				-6,604.65	25.02	-6,579.63
Movement during the year						2,631.94
Dividend payments including dividend distribution tax				-748.41		-748.41
Consolidation elimination adjustment				444.86		444.86
Balance as on March 31, 2017	**-**	**20,703.24**	**34,962.41**	**7,456.21**	**29.92**	**63,151.78**

Refer note 18 for nature and purpose of reserves

Significant Accounting Policies and other accompanying notes (1-56) forms an integral part of the financial statements.

As per our report on even date

For **Agrawal S. Kumar & Associates**
Chartered Accountants
Firm Registration No.322324E

Hitesh Lilha
Partner
Membership No. 069536

Place: New Delhi
Dated : 29th May 2017

For and on behalf of the Board

Anubhav Maheshwari
Company Secretary

Darshan Singh Negi
Chief Financial officer

Anjanee Kumar Lakhotia
Director
DIN-00357695

Ashwini Kumar Singh
Director
DIN- 00365901

Summary of significant accounting policies and other explanatory information to the consolidated financial statements for the year ended 31, March 2017

SIGNIFICANT ACCOUNTING POLICIES

1. General Information:

MBL Infrastructures Ltd. (''the Company") together with its subsidiaries (collectively, "The Company or its Group") is a public limited company domiciled and incorporated in India and its equity shares are listed at Bombay Stock Exchange (BSE) /National Stock Exchange (NSE). The registered office is located at Divine Bliss, 2/3, Judges Court Road, 1st Floor, Kolkata 700027, India. The Company is principally engaged in the business of providing engineering and construction services.

2. Statement of compliance and Recent Pronouncements

2.1 Statement of compliance

The Consolidated financial statements have been prepared in accordance with the Generally Accepted Accounting Principles in India (Indian GAAP), including the Indian Accounting Standards notified under section 133 of the Companies Act, 2013 read with relevant rules issued thereunder and the relevant provisions of the Companies Act, 2013 and listing requirements.

For all periods up to and including the year ended 31st March 2016, the Group prepared its Consolidated financial statements in accordance with the Accounting Standards notified u/s 133 of The Companies Act 2013 (as amended) (read with Companies (Accounts) Rules 2014 ("Indian GAAP"). These are the first Ind AS Consolidated financial statements of the Group. The date of transition to Ind AS is 1st April, 2015. The Group has consistently applied the accounting policies used in the preparation of its opening Ind AS Balance Sheet at April 1, 2015 and comparative period presented.

In accordance with Ind AS 101-"First Time adoption of Indian Accounting Standards" (Ind AS 101), the Group has presented in Note No.45 a reconciliation of Shareholders' equity as given earlier under Previous GAAP and those considered in these accounts as per Ind AS as at March 31, 2016, and April 1, 2015 and also the Net Profit as per Previous GAAP and that arrived including Other Comprehensive Income under Ind AS for the year ended March 31, 2016.The mandatory exceptions and optional exemptions availed by the Group on First-time adoption have been detailed in Note No. 45 of the financial statement.

2.2 Recent Pronouncements

In March 2017, Ministry of Corporate Affairs issued the Companies (Indian Accounting Standards) (Amendments) Rules, 2017, notifying amendments to the Ind AS 7 'Statement of Cash flows' and Ind AS 102, 'Share - Based Payment' which are applicable w.e.f. 1st April, 2017.

The amendment to Ind AS 7 "Statement of Cash Flows" requires the entities to provide disclosures that enable users of Consolidated financial statements to evaluate changes in liabilities arising from financing activities, including both changes arising from cash flows and non-cash changes. The effect of this amendment on the Consolidated financial statements of the Group is being evaluated.

The amendment to Ind AS 102 "Share Based Payment" provides specific guidance to measurement of cash-settled share based payment transaction and share based payment transaction with a net settlement feature for withholding tax obligations. As the Group has not issued any stock options plans this amendment does not have any impact on the Consolidated financial statements of the Group.

3.1 Basis of Preparation of Consolidated financial statements:

i) The Consolidated financial statements relate to MBL Infrastructure Ltd. (the Company), and its subsidiaries collectively known as the Group as detailed below:

Name Subsidiaries @	Country of Incorporation	%Age Shareholding / Voting Power		
		31.03.2017	31.03.2016	01.04.2015
AAP Infrastructure Limited	India	100.00%	100.00%	100.00%
MBL Highway Development Co. Limited	India	100.00%	100.00%	100.00%
MBL (MP) Toll Road Co. Limited	India	100.00%	100.00%	100.00%
MBL (Haldia) Toll Road Co. Ltd.	India	100.00%	100.00%	100.00%
Suratgarh Bikaner Toll Road Company Private Limited	India	58.96%	63.25%	64.50%
MBL Projects Ltd.	India	50.10%	100.00%	100.00%
MBL (MP) Road Nirman Co. Ltd. #	India	25.14%	25.14%	25.14%
MBL (CGRG) Road Limited #	India	0.10%	0.00%	0.00%
MBL (Udaipur Bypass) Road Limited #	India	0.10%	0.00%	0.00%
MBL (GSY) Road Limited #	India	0.10%	0.00%	0.00%

Step down Subsidiary of MBL Projects Ltd.

Summary of significant accounting policies and other explanatory information to the consolidated financial statements for the year ended 31, March 2017

The Consolidated financial statements have been prepared under the historical cost convention on accrual basis except certain financial instruments that are measured in terms of relevant Ind AS at amortized costs at the end of each reporting period.

Historical cost convention is generally based on the fair value of the consideration given in exchange for goods and services.

Operating cycle for the business activities of the Group covers the normal duration of the project/ contract/ service including the defect obligation period, wherever applicable, and extends up to the realisation of receivables (including retention money) within the credit period normally applicable to the respective project. In cases where the operating cycle cannot be identified in the normal course, the same has been assumed to have duration of twelve months. Accordingly, all Assets and Liabilities have been classified as current or non-current as per the operating cycle and other criteria set out in Ind AS 1 'Presentation of financial statements' and Schedule III to the Companies Act, 2013.

The Consolidated financial statements are presented in Indian Rupees (`INR'), which is the Group's functional and presentation currency and all amounts are rounded to the nearest Lakhs (except otherwise indicated).

Subsidiaries are entities over which the Group has control and the Control is achieved when the group is exposed, or has rights, to variable returns from its involvement with the investee and has the ability to affect those returns through its:

(a) Power over the investee

(b) Exposure or rights to variable returns from its involvement with the investee

(c) The ability to use its power over the investee to affect its returns

Subsidiaries are consolidated from the date control over the subsidiary is acquired and they are discontinued from the date of cessation of control.

ii) The Consolidated financial statements of parent Company and its subsidiaries have been consolidated on line-by-line basis by adding together book value of like items of assets, liabilities, income and expenses after eliminating intra-group balances and intra-group transactions in accordance with Ind AS 110 "Consolidated Financial Statement".

iii) Non-controlling Interest represents the equity in a subsidiary not attributable, directly or indirectly to a Parent. Non-controlling interest's share of net profit of subsidiaries for the year is identified and adjusted against the revenue of the Group in order to arrive at the net revenue attributable to the owners of the Company. The excess of loss for the year over the non-controlling interest is adjusted in owner's interest. Non-controlling interest's share of net assets of subsidiaries is identified and presented in the Consolidated Balance Sheet separate from liabilities and the equity of the Company's shareholders.

iv) The difference between the cost of investment at the time of acquisition of shares in the subsidiaries and the share of net of the assets acquired and the liabilities assumed measured at their acquisition date fair values is identified in the Consolidated financial statements as Goodwill or Capital Reserve as the case may be.

v) The consolidated financial statements are prepared using uniform accounting policies for similar material transactions and other events in similar circumstances otherwise as stated elsewhere.

vi) Figures pertaining to the subsidiary companies have been reclassified wherever necessary to bring them in line with Parent company's Consolidated financial statements.

3.2 Business Combination and Goodwill:

In accordance with Ind AS 101 provisions related to first time adoption, the Group has elected to apply Ind AS accounting for business combinations prospectively from April 1, 2015. As such, Indian GAAP balances relating to business combinations entered into before that date, including goodwill, have been carried forward with minimal adjustment. The said exemption has also been availed by associates and joint ventures.

The Group except for combination of group entities which are under common control applies the acquisition method in accounting for business combinations. The consideration transferred by the Group to obtain control of a subsidiary is calculated as the sum of the

Summary of significant accounting policies and other explanatory information to the consolidated financial statements for the year ended 31, March 2017

acquisition-date fair values of assets transferred, liabilities incurred and the equity interests issued by the Group, which includes the fair value of any asset or liability arising from a contingent consideration arrangement. Acquisition costs are expensed as incurred. Assets acquired and liabilities assumed are generally measured at their acquisition date fair values.

In case of combination of entities under control, business combination are accounted for under pooling of interest method whereby the assets and liabilities are combined at the carrying amount and no adjustments are made to reflect their fair values or recognise any new assets or liabilities.

After initial recognition, goodwill is measured at cost less any accumulated impairment losses. For the purpose of impairment testing, goodwill acquired in a business combination is, from the combination date, allocated to each of the Group's cash-generating units that are expected to benefit from the combination, irrespective of whether other assets or liabilities of the acquiree are assigned to those units.

3.3 Non-Controlling Interest

Non-controlling interests represent the proportion of income, other comprehensive income and net assets in subsidiaries that is not attributable to the Company's shareholders.

Non-controlling interests are initially measured at the non-controlling interests' proportionate share of the amount of the non-controlling interests is the amount of the acquiree's identifiable net assets. Subsequent to the acquisition, the carrying amount of the non-controlling interest is the amount of the interest at initial recognition plus the no controlling interests' share of subsequent changes in equity.

3.4 Fair Value Measurement

Fair value is the price that would be received to sell an asset or paid to transfer a liability in an orderly transaction between market participants at the measurement date under current market conditions.

The Group categorizes assets and liabilities measured at fair value into one of three levels depending on the ability to observe inputs employed for such measurement:

(a) Level 1: inputs are quoted prices (unadjusted) in active markets for identical assets or liabilities.

(b) Level 2: inputs other than quoted prices included within level 1 that are observable either directly or indirectly for the asset or liability.

(c) Level 3: inputs for the asset or liability which are not based on observable market data (unobservable inputs).

The Group has an established control framework with respect to the measurement of fair values. This includes a finance team that has overall responsibility for overseeing all significant fair value measurements who regularly review significant unobservable inputs, valuation adjustments and fair value hierarchy under which the valuation should be classified.

3.5 Recoverability of claims

The Group has claims in respect of cost over-run arising due to client caused delays, suspension of projects, deviation in design and change in scope of work etc., which are at various stages of negotiation/ discussion with the clients or under arbitration. The realisability of these claims are estimated based on contractual terms, historical experience with similar claims as well as legal opinion obtained from internal and external experts, wherever necessary. Changes in facts of the case or the legal framework may impact realisability of these claims.

3.6 Property Plant and Equipment (PPE)

Property, plant and equipment are stated at cost of acquisition, construction and subsequent improvements thereto less accumulated depreciation and impairment losses, if any. For this purpose, cost include deemed cost on the date of transition and comprises purchase price of assets or its construction cost including duties and taxes, inward freight and other expenses incidental to acquisition or installation and adjustment for exchange differences wherever applicable and any cost directly attributable to bring the asset into the location and condition necessary for it to be capable of operating in the manner intended by the management.

Summary of significant accounting policies and other explanatory information to the consolidated financial statements for the year ended 31, March 2017

The cost of replacing part of an item of property, plant and equipment is recognised in the carrying amount of the item if it is probable that the future economic benefits embodied within the part will flow to the Group and its cost can be measured reliably. The costs of the day-to-day servicing of property, plant and equipment are recognised in the income statement when incurred.

Depreciation and Amortisation :

Depreciation on PPE is provided as per Schedule II of the Companies Act, 2013 on straight line method.

Assets costing rupees five thousand or less are being depreciated fully in the year of addition/acquisition.

Depreciation on Property, Plant and Equipment commences when the assets are ready for their intended use. Based on above, the estimated useful lives of assets for the current period are as follows.

Category	Useful life
Buildings	60 Years
Plant and machinery	15 Years
Computer equipment	3 Years
Furniture and fixtures	10 Years
Office equipment	5 Years
Vehicles Motor cycles, scooters and other mopeds-	8 Years

Depreciation methods, useful lives and residual values are reviewed and adjusted as appropriate, at each reporting date.

3.7 Intangible Assets

Intangible assets are stated at cost comprising of purchase price inclusive of duties and taxes less accumulated amount of amortisation and impairment losses. Such assets, are amortised over the useful life using straight line method and assessed for impairment whenever there is an indication of the same.

Depreciation methods, useful lives and residual values and are reviewed, and adjusted as appropriate, at each reporting date.

3.8 Derecognition of Tangible and Intangible assets:

An item of PPE is de-recognised upon disposal or when no future economic benefits are expected to arise from its use or disposal. Gain or loss arising on the disposal or retirement of an item of PPE is determined as the difference between the sales proceeds and the carrying amount of the asset and is recognised in the Statement of Profit and Loss.

3.9 Inventories:

Construction materials are valued at lower of cost and fair value (except scrap/ waste which are valued at net realizable value). Cost of inventories is ascertained on FIFO basis.

Net realizable value is the estimated selling price in the ordinary course of business less estimated costs of completion and selling costs. The cost is computed on weighted average basis.

3.10 Financial assets and financial liabilities

Financial assets and financial liabilities (financial instruments) are recognised when the Group becomes a party to the contractual provisions of the instruments.

Financial assets and financial liabilities are initially measured at fair value. Transaction costs that are directly attributable to the acquisition or issue of financial assets and financial liabilities (other than financial assets and financial liabilities at fair value through profit or loss) are added to or deducted from the fair value of the financial assets or financial liabilities, as appropriate, on initial recognition. Transaction costs directly attributable to the acquisition of financial assets or financial liabilities at fair value through profit or loss are recognised immediately in the Statement of Profit and Loss.

Summary of significant accounting policies and other explanatory information to the consolidated financial statements for the year ended 31, March 2017

The financial assets and financial liabilities are classified as current if they are expected to be realised or settled within operating cycle of the Group or otherwise these are classified as non-current.

The classification of financial instruments whether to be measured at Amortized Cost, at Fair Value through Profit and Loss (FVTPL) or at Fair Value Through Other Comprehensive Income (FVTOCI) depends on the objective and contractual terms to which they relate. Classification of financial instruments are determined on initial recognition.

(i) Cash and cash equivalents

All highly liquid financial instruments, which are readily convertible into determinable amounts of cash and which are subject to an insignificant risk of change in value and are having original maturities of three months or less from the date of purchase, are considered as cash equivalents. Cash and cash equivalents includes balances with banks which are unrestricted for withdrawal and usage.

(ii) Financial Assets and Financial Liabilities measured at amortised cost

Financial Assets held within a business whose objective is to hold these assets in order to collect contractual cash flows and the contractual terms of the financial asset give rise on specified dates to cash flows that are solely payments of principal and interest on the principal amount outstanding are measured at amortized cost.

The above Financial Assets and Financial Liabilities subsequent to initial recognition are measured at amortized cost using Effective Interest Rate (EIR) method.

The effective interest rate is the rate that exactly discounts estimated future cash payments or receipts (including all fees and points paid or received, transaction costs and other premiums or discounts) through the expected life of the Financial Asset or Financial Liability to the gross carrying amount of the financial asset or to the amortised cost of financial liability, or, where appropriate, a shorter period, to the net carrying amount on initial recognition.

(iii) Financial Asset at Fair Value through Other Comprehensive Income (FVTOCI)

Financial assets are measured at fair value through other comprehensive income if these financial assets are held within a business whose objective is achieved by both collecting contractual cash flows and selling financial assets and the contractual terms of the financial asset give rise on specified dates to cash flows that are solely payments of principal and interest on the principal amount outstanding. Subsequent to initial recognition, they are measured at fair value and changes therein are recognised directly in other comprehensive income.

(iv) For the purpose of para (ii) and (iii) above, principal is the fair value of the financial asset at initial recognition and interest consists of consideration for the time value of money and associated credit risk.

(v) Financial Assets or Liabilities at Fair value through profit or loss

Financial Instruments which does not meet the criteria of amortised cost or fair value through other comprehensive income are classified as Fair Value through Profit or loss. These are recognised at fair value and changes therein are recognized in the statement of profit and loss.

(vi) Investment in Subsidiaries and associates are being carried at cost.

(vii) Impairment of financial assets

The Group evaluates whether there is any objective evidence that financial assets including loan, trade and other receivables are impaired and determines the amount of impairment allowance as a result of the inability of the parties to make required payments. The Group bases the estimates on the ageing of the receivables, credit-worthiness of the receivables and historical write-off experience and variation in the credit risk on year to year basis.

(viii) Derecognition of financial instruments

The Group derecognizes a financial asset or a group of financial assets when the contractual rights to the cash flows from the asset expire, or when it transfers the financial asset and substantially all the risks and rewards of ownership of the asset to another party.

Summary of significant accounting policies and other explanatory information to the consolidated financial statements for the year ended 31, March 2017

On derecognition of a financial asset (except for equity instruments designated as FVTOCI), the difference between the asset's carrying amount and the sum of the consideration received and receivable are recognized in statement of profit and loss.

On derecognition of assets measured at FVTOCI, the cumulative gain or loss previously recognised in other comprehensive income is reclassified from equity to profit or loss as a reclassification adjustment.

Financial liabilities are derecognized if the Group's obligations specified in the contract expire or are discharged or cancelled. The difference between the carrying amount of the financial liability derecognized and the consideration paid and payable is recognized in Statement of Profit and Loss.

3.11 Foreign Currency Transactions

Transactions in foreign currencies are translated into the functional currency at the exchange rates prevailing on the date of the transactions. Foreign currency monetary assets and liabilities at the year-end are translated at the year-end exchange rates. Non-monetary items which are carried in terms of historical cost denominated in a foreign currency, are reported using the exchange rate as at the date of transaction. The loss or gain thereon and also on the exchange differences on settlement of the foreign currency transactions during the year are recognized as income or expense in the statement of profit and loss. Foreign exchange gain/loss to the extent considered as an adjustment to Interest Cost are considered as part of borrowing cost.

3.12 Equity Share Capital

An equity instrument is a contract that evidences residual interest in the assets of the Group after deducting all of its liabilities. Par value of the equity shares is recorded as share capital and the amount received in excess of par value is classified as Securities Premium. Costs directly attributable to the issue of ordinary shares are recognised as a deduction from equity, net of any tax effects.

3.13 Provisions, Contingent Liabilities and Contingent Assets

Provisions involving substantial degree of estimation in measurement are recognized when there is a legal or constructive obligation as a result of past events and it is probable that there will be an outflow of resources and a reliable estimate can be made of the amount of obligation. Provisions are not recognised for future operating losses. The amount recognized as a provision is the best estimate of the consideration required to settle the present obligation at the end of the reporting period, taking into account the risks and uncertainties surrounding the obligation.

Contingent liabilities are not recognized and are disclosed by way of notes to the Consolidated financial statements when there is a possible obligation arising from past events, the existence of which will be confirmed only by the occurrence or non-occurrence of one or more uncertain future events not wholly within the control of the Group or when there is a present obligation that arises from past events where it is either not probable that an outflow of resources will be required to settle the same or a reliable estimate of the amount in this respect cannot be made.

Contingent assets are not recognised but disclosed in the Consolidated financial statements by way of notes to accounts when an inflow of economic benefits is probable.

Provisions for onerous contracts are recorded in the statements of operations when it becomes known that the unavoidable costs of meeting the obligations under the contract exceed the economic benefits expected to be received.

3.14 Employee Benefits

Employee benefits are accrued in the year in which services are rendered by the employees. Short term employee benefits are recognized as an expense in the statement of profit and loss for the year in which the related service is rendered.

Contribution to defined contribution plans such as Provident Fund etc, is being made in accordance with statute and are recognised as and when incurred.

Contribution to defined benefit plans consisting of contribution to gratuity are determined at close of the year at present value of the amount payable using actuarial valuation techniques. Actuarial gain and losses arising from experience adjustments and changes in actuarial assumptions are recognized in other comprehensive income.

Summary of significant accounting policies and other explanatory information to the consolidated financial statements for the year ended 31, March 2017

Other long term employee benefits consisting of Leave Encashment are determined at close of the year at present value of the amount payable using actuarial valuation techniques. The changes in the amount payable including actuarial gain/loss are recognised in other comprehensive income.

3.15 Revenue recognition

- In respect of construction/ project related activity, the Group follows percentage of completion method. Percentage of completion is determined by survey of work performed / physical measurement of work actually completed at the balance sheet date taking into account contractual price/ unit rates and revision thereto.
- Revenue in respect of claims is recognised to the extent the Group is reasonably certain of their realisation.
- Other operational income is recognised on rendering of related services, as per the terms of the contracts.
- Other items of income are accounted as and when the right to receive arises.
- Dividend income

Dividend income is accounted for when the right to receive the same is established, which is generally when shareholders approve the dividend.

- Interest income

Finance income is accrued on a time proportion basis, by reference to the principal outstanding and the applicable EIR. Other income is accounted for on accrual basis. Where the receipt of income is uncertain, it is accounted for on receipt basis.

3.16 Borrowing costs

Borrowing cost comprises of interest and other costs incurred in connection with the borrowing of the funds. All borrowing costs are recognized in the Statement of Profit and Loss using the effective interest method except to the extent attributable to qualifying Property Plant Equipment (PPE) which are capitalized to the cost of the related assets. A qualifying PPE is an asset, that necessarily takes a substantial period of time to get ready for its intended use or sale. Borrowing cost also includes exchange differences to the extent considered as an adjustment to the borrowing costs.

3.17 Leases

The determination of whether an arrangement is, or contains, a lease is based on the substance of the arrangement at the inception date, whether fulfillment of the arrangement is dependent on the use of a specific asset or assets or the arrangement conveys a right to use the asset , even if that right is not explicitly specified in an arrangement.

Finance Lease

Finance Lease that transfer substantially all of the risks and benefits incidental to ownership of the leased item, are capitalised at the commencement of the lease at the fair value of the leased property or, if lower, at the present value of the minimum lease payments. Lease payments are apportioned between finance charges and a reduction in the lease liability so as to achieve a constant rate of interest on the remaining balance of the liability .Finance charges are recognised in finance costs in the statement of profit and loss unless they are directly attributable to qualifying assets, in which case they are capitalised in accordance with the Group's policy on borrowing costs.

A leased asset is depreciated over the useful life of the asset. However, if there is no reasonable certainty that the Group will obtain ownership by the end of the lease term, the asset is depreciated over the shorter of the estimated useful life of the asset and the lease term.

Operating Lease

Assets acquired on leases where a significant portion of the risks and rewards of ownership are retained by lessor are classified as operating leases. Initial direct costs incurred in negotiating and arranging an operating lease are added to the carrying amount of the leased asset and recognised over the lease term on the same basis as rental income. Contingent rents are recognised as revenue in the period in which they are earned. Payments/receipts under operating lease are recorded in the Statement of Profit and Loss on a

Summary of significant accounting policies and other explanatory information to the consolidated financial statements for the year ended 31, March 2017

straight line basis over the period of the lease unless the payments are structured to increase in line with expected general inflation to compensate for the expected inflationary cost increases.

3.18 Taxes on income

Income tax expense representing the sum of current tax expenses and the net charge of the deferred taxes is recognized in the income statement except to the extent that it relates to items recognized directly in equity or other comprehensive income.

Current Tax

Current income tax is provided on the taxable income and recognized at the amount expected to be paid to or recovered from the tax authorities, using the tax rates and tax laws that have been enacted or substantively enacted by the end of the reporting period.

Deferred tax

Deferred tax is accounted for using the balance sheet liability method in respect of temporary Differences between the carrying amount of assets and liabilities in the Consolidated financial statements and the corresponding tax basis used in the computation of taxable profit as well as for unused tax losses or credits. In principle, deferred tax liabilities are recognized for all taxable temporary differences and deferred tax assets are recognized to the extent that it is probable that taxable profits will be available against which deductible temporary differences can be utilized. Deferred tax assets and liabilities are also recognized on temporary differences arising from business combinations except to the extent they arise from goodwill that is not taken into account for tax purposes.

Deferred taxes are calculated at the enacted or substantially enacted tax rates that are expected to apply when the asset or liability is settled. Deferred tax is charged or credited to the income statement, except when it relates to items credited or charged directly to other comprehensive income in equity, in which case the corresponding deferred tax is also recognized directly in equity.

3.19 Earnings per share

Basic Earnings per share is calculated by dividing the profit from continuing operations and total profit, both attributable to equity shareholders of the Company by the weighted average number of equity shares outstanding during the period.

Diluted earnings per share is computed using the net profit for the year attributable to the shareholder'and weighted average number of equity and potential equity shares outstanding during the year including share options, convertible preference shares and debentures, except where the result would be anti-dilutive. Potential equity shares that are converted during the year are included in the calculation of diluted earnings per share, from the beginning of the year or date of issuance of such potential equity shares, to the date of conversion.

3.20 Segment accounting

Operating segments are identified and reported taking into account the different risk and return, organisation structure and internal reporting system.

4. Critical Accounting Judgments, Estimates and Assumptions

The preparation of the Consolidated financial statements in conformity with the measurement principle of Ind AS requires management to make estimates, judgments and assumptions. These estimates, judgments and assumptions affect the application of accounting policies and the reported amounts of assets and liabilities, the disclosures of contingent assets and liabilities at the date of the Consolidated financial statements and reported amounts of revenues and expenses during the period. Accounting estimates could change from period to period. Actual results could differ from those estimates. Appropriate changes in estimates are made as management becomes aware of changes in circumstances surrounding the estimates. Differences between the actual results and estimates are recognized in the year in which the results are known / materialized and, if material, their effects are disclosed in the notes to the Consolidated financial statements.

Application of accounting policies that require significant areas of estimation, uncertainty and critical judgments and the use of assumptions in the Consolidated financial statements have been disclosed below. The key assumptions concerning the future and other key sources of estimation uncertainty at the balance sheet date, that have a significant risk of causing a material adjustment to the carrying amount of assets and liabilities within the next financial year are discussed below:

Summary of significant accounting policies and other explanatory information to the consolidated financial statements for the year ended 31, March 2017

(a) Contract estimates

The Group, being a part of construction industry, prepares budgets in respect of each project to compute project profitability. The two major components of contract estimate are 'claims arising during Construction period' and 'budgeted costs to complete the contract'. While estimating these components various assumptions are considered by the management such as (i) Work will be executed in the manner expected so that the project is completed timely (ii) consumption norms will remain same (iii) Assets will operate at the same level of productivity as determined (iv) Wastage will not exceed the normal % as determined etc. (v) Estimates for contingencies (vi) There will be no change in design and the geological factors will be same as communicated and (vii) price escalations etc. Due to such complexities involved in the budgeting process, contract estimates are highly sensitive to changes in these assumptions all assumptions are reviewed at each reporting date.

(b) Depreciation/amortisation and impairment on PPE and intangible assets

Property, plant and equipment are depreciated on straight-line basis over the estimated useful lives in accordance with Schedule II of the Companies Act, 2013, taking into account the estimated residual value, wherever applicable.

The Group reviews its carrying value of its Tangible and intangible Assets whenever there is objective evidence that the assets are impaired. In such situation Assets' recoverable amount is estimated which is higher of asset's or cash generating units (CGU) fair value less cost of disposal and its value in use. In assessing value in use the estimated future cash flows are discounted using pre-tax discount rate which reflect the current assessment of time value of money. In determining fair value less cost of disposal, recent market realisations are considered or otherwise in absence of such transactions appropriate valuations are adopted. The Group reviews the estimated useful lives of the assets regularly in order to determine the amount of depreciation and amount of impairment expense to be recorded during any reporting period. This reassessment may result in change estimated in future periods.

(c) Impairment on Investments in associates

Investments in associates are been carried at cost. The Group has tested for impairment at year end based on the market value where the shares are quoted, P/E ratio of similar sector company along with premium/discount for nature of holding and Net Asset Value computed with reference to the book value/ projected discounted cash flow of such company in respect of unquoted investments.

(d) Arrangements containing leases and classification of leases

The Group enters into service / hiring arrangements for various assets / services. The determination of lease and classification of the service / hiring arrangement as a finance lease or operating lease is based on an assessment of several factors, including, but not limited to, transfer of ownership of leased asset at end of lease term, lessee's option to purchase and estimated certainty of exercise of such option, proportion of lease term to the asset's economic life, proportion of present value of minimum lease payments to fair value of leased asset and extent of specialized nature of the leased asset.

(e) Impairment allowances on trade receivables

The Group evaluates whether there is any objective evidence that trade receivables are impaired and determines the amount of impairment allowance as a result of the inability of the customers to make required payments. The Group bases the estimates on the ageing of the trade receivables balance, credit-worthiness of the trade receivables and historical write-off experience. If the financial conditions of the trade receivable were to deteriorate, actual write-offs would be higher than estimated.

(f) Income taxes

Significant judgment is required in determination of taxability of certain income and deductibility of certain expenses during the estimation of the provision for income taxes.

(g) Defined benefit obligation (DBO)

Critical estimate of the DBO involves a number of critical underlying assumptions such as standard rates of inflation, mortality, discount rate, anticipation of future salary increases etc. as estimated by Independent Actuary appointed for this purpose by the Management. Variation in these assumptions may significantly impact the DBO amount and the annual defined benefit expenses.

Summary of significant accounting policies and other explanatory information to the consolidated financial statements for the year ended 31, March 2017

(h) Provisions and Contingencies

Provisions and liabilities are recognized in the period when it becomes probable that there will be a future outflow of funds resulting from past operations or events and the amount of cash outflow can be reliably estimated. The timing of recognition and quantification of the liability requires the application of judgement to existing facts and circumstances, which can be subject to change.

Management judgment is required for estimating the possible outflow of resources, if any, in respect of contingencies/claim/litigations/ against the Group as it is not possible to predict the outcome of pending matters with accuracy.

The carrying amounts of provisions and liabilities and estimation for contingencies are reviewed regularly and revised to take account of changing facts and circumstances.

Note 5 : Property Plant and Equipment

As at 31st March, 2017 (₹ in Lakhs)

Particulars	Freehold Land	Building	Plant & Machinery	Furniture & Fittings	Vehicles	Office Equipment	Computer	Grand Total
GROSS BLOCK								
As at April 1, 2015	10.62	1,633.10	14,923.19	335.76	349.97	98.59	79.54	17,430.77
Addition	-	-	3,164.94	17.52	32.09	65.28	29.11	3,308.94
Disposal/Adjustments	-	-	230.20	-	3.94	-	-	234.14
As at March 31, 2016	10.62	1,633.10	17,857.93	353.28	378.12	163.87	108.65	20,505.57
Addition	-	-	385.40	9.33	2.80	30.61	9.51	437.65
Disposal/Adjustment	-	-	1,690.37	-	8.65	-	-	1,699.01
As at March 31, 2017	10.62	1,633.10	16,552.96	362.61	372.27	194.48	118.16	19,244.20
ACCUMULATED DEPRECIATION								
As at April 1, 2015	-	-	-	-	-	-	-	-
Depreciation for the year	-	29.18	1,450.29	48.74	97.81	45.09	52.68	1,723.79
Disposal/Adjustments	-	-	8.38	-	0.23	-	-	8.62
As at March 31, 2016	-	29.18	1,441.91	48.74	97.57	45.09	52.68	1,715.19
Depreciation for the year	-	29.18	1,547.32	50.41	75.01	45.39	29.90	1,777.22
Disposal		-	165.47	-	4.69	-	-	170.16
As at March 31, 2017	-	58.36	2,823.76	99.15	167.90	90.48	82.58	3,322.24
Net Carrying value								
As at April 1, 2015	10.62	1,633.10	14,923.19	335.76	349.97	98.59	79.54	17,430.77
As at March 31, 2016	10.62	1,603.92	16,416.02	304.54	280.54	118.78	55.97	18,790.39
As at March 31, 2017	10.62	1,574.73	13,729.20	263.46	204.37	104.00	35.58	15,921.96

Summary of significant accounting policies and other explanatory information to the consolidated financial statements for the year ended 31, March 2017

Note 5A : Intangible Assets

Particulars	Carriage Ways*	Intangible Assets under Development	Grand Total
Gross Carrying value			
As at April 1, 2015	4,275.75		4,275.75
Addition	7,398.25		7,398.25
Disposal/Adjustments	4,306.67		4,306.67
As at March 31, 2016	7,367.33	-	7,367.33
Addition	-		-
Disposal/Adjustments	-		-
As at March 31, 2017	7,367.33	-	7,367.33
ACCUMULATED DEPRECIATION			
As at April 1, 2015	-		-
Depreciation for the year	1,591.72		1,591.72
Disposal/Adjustments	143.03		143.03
As at March 31, 2016	1,448.69	-	1,448.69
Depreciation for the year	944.54		944.54
Disposal/Adjustments	-	-	-
As at March 31, 2017	2,393.23	-	2,393.23
Net Carrying value			
As at April 1, 2015	4,275.75	47,995.02	52,270.77
As at March 31, 2016	5,918.64	76,089.36	82,008.00
As at March 31, 2017	4,974.10	85,969.90	90,944.00

Notes:

5.1 The Group has considered the net carrying value of Property, Plant and Equipment and intangible assets as on the date of transition measured as per Previous GAAP as deemed cost under Ind AS 101 "First -Time Adoption of Indian Accounting Standards".

* Being the right to operate and maintain the highways on Build, Operate and Transfer basis.

Note 6 : Non Current Investments: (₹ in Lakhs)

Particulars	As at 31st March, 2017	As at 31st March, 2016	As at 1st April, 2015
Investment in Equity Instruments			
In Others -Unquoted -At Amortised Cost			
Orissa Steel Expressway Private Limited*	0.02	2,374.40	2,374.40
200 (2,37,44,000) equity shares of ₹10/- each fully paid up			
TOTAL	0.02	2,374.40	2,374.40

* Net of the amount of ₹2374.38 Lakhs received by the Company and appearing in long term liabilities in earlier years.

Summary of significant accounting policies and other explanatory information to the consolidated financial statements for the year ended 31, March 2017

6.1 Statement of Net of investment in Subsidiaries

(a) Investment in Subsidiaries (₹ in Lakhs)

Particulars	Country of Incorporation	% of holding as at 31st March 2017	% of holding as at 31st March 2016	% of holding as at 1st April 2015
AAP Infrastructure Limited	India	100.00	100.00	100.00
MBL Highway Development Co. Limited	India	100.00	100.00	100.00
MBL (MP) Toll Road Co. Limited	India	100.00	100.00	100.00
MBL (Haldia) Toll Road Co. Ltd.	India	100.00	100.00	100.00
Suratgarh Bikaner Toll Road Company Private Limited	India	58.96	63.25	64.50
MBL Projects Ltd.	India	50.10	100.00	100.00
MBL (MP) Road Nirman Co. Ltd.	India	25.14	25.14	25.14
MBL (CGRC) Road Limited	India	0.10	-	-
MBL (Udaipur Bypass) Road Limited	India	0.10	-	-
MBL (GSY) Road Limited	India	0.10	-	-

Note 7 : Trade Receivables: (₹ in Lakhs)

Particulars	Ref. Note No	As at March 31, 2017	As at March 31, 2016	As at April 1, 2015
Secured, Considered Good		-	-	-
Unsecured, Considered Good*	7.1	1,02,952.34	4,115.04	3,902.69
TOTAL		1,02,952.34	4,115.04	3,902.69

* Refer Note 12 for Current portion of Trade Receivables

7.1 The above balances are subject to confirmation/reconciliation and consequential impact thereof.

7.2 Breakup of debtors is as follows: (₹ in Lakhs)

Particulars	As at March 31, 2017	As at March 31, 2016	As at April 1, 2015
Non Current	1,02,952.34	4,115.04	3,902.69
Current	24,078.14	65,156.13	44,966.17
Deferred (non current)	42,812.87	1,746.91	1,987.88
Deferred (current)	146.19	41.98	-
TOTAL	1,69,989.54	71,060.06	50,856.74

7.3 Ageing of trade receivables (₹ in Lakhs)

Particulars	As at March 31, 2017	As at March 31, 2016	As at April 1, 2015
Within Credit period	1,628.61	65,660.13	41,894.12
Less than 180 days	1,65,126.97		3,072.05
More than 180 days	3,233.96	5,399.93	5,890.57
TOTAL	1,69,989.54	71,060.06	50,856.74

Summary of significant accounting policies and other explanatory information to the consolidated financial statements for the year ended 31, March 2017

Note 8 : Non- Current Financial Assets- Loans (₹ in Lakhs)

Particulars	As at March 31, 2017	As at March 31, 2016	As at April 1, 2015
Loan			
- Secured, Considered Good	-	-	-
- Unsecured, Considered Good*	1,180.35	-	-
TOTAL	1,180.35	-	-

Note 9 : Non- Current Financial Assets- Other Financial Assets (₹ in Lakhs)

Particulars	Ref. Note No	As at March 31, 2017	As at March 31, 2016	As at April 1, 2015
Carried at amortised cost				
Deposits with Banks having maturity more than 12 months*	14.1	0.53	340.10	780.46
TOTAL		0.53	340.10	780.46

Note 10 : Other Non Current Assets (₹ in Lakhs)

Particulars	As at March 31, 2017	As at March 31, 2016	As at April 1, 2015
Capital Advances	-	23.10	-
Prepaid Expenses	28,066.20	1,136.26	1,466.94
Other advance	17.68	84.15	
TOTAL	28,083.88	1,243.51	1,466.94

Note 11 : Inventories (₹ in Lakhs)

Particulars	As at March 31, 2017	As at March 31, 2016	As at April 1, 2015
(As valued and certified by the management)			
(at cost or net realisable value, whichever is lower)			
Construction materials at site & work in progress	2,508.88	73,782.01	81,053.89
TOTAL	2,508.88	73,782.01	81,053.89

Note 12 : Current Financial Assets-Trade Receivables (₹ in Lakhs)

Particulars	Ref. Note No	As at March 31, 2017	As at March 31, 2016	As at April 1, 2015
(Unsecured - considered good unless otherwise stated)				
Considered Good	12.1	24,078.14	65,156.13	44,966.17
		24,078.14	65,156.13	44,966.17
Less: Impairment Allowance for Doubtful Receivables		-	-	-
TOTAL		24,078.14	65,156.13	44,966.17

12.1 The above balances are subject to confirmation/reconciliation and consequential impact thereof.

Refer Note 7.3 for ageing of trade receivables

Summary of significant accounting policies and other explanatory information to the consolidated financial statements for the year ended 31, March 2017

Note 13 : Current Financial Assets-Cash and Cash Equivalents (₹ in Lakhs)

Particulars	Ref. Note No	As at March 31, 2017	As at March 31, 2016	As at April 1, 2015
Balances with banks:				
On current accounts		264.72	2,592.18	6,080.09
Cash on hand		40.16	286.13	344.63
Deposits with banks having maturity less than 3 months	14.1	124.35	128.42	175.24
TOTAL		429.23	3,006.73	6,599.96

Note 14 : Current Financial Assets-Other bank Balances (₹ in Lakhs)

Particulars	Ref. Note No	As at March 31, 2017	As at March 31, 2016	As at April 1, 2015
Deposits with banks having maturity more than 3 months but less than 12 months	14.1	725.57	382.09	216.97
Balances with Bank	14.2	0.46	0.46	0.46
Unclaimed Dividend	14.2	2.21	1.71	1.60
TOTAL		728.24	384.26	219.03

14.1 Fixed deposits (including maturity within 3 months, 3-12 months & more than 12 months) pledged with banks, as margin/debt service reserve of ₹422.16 (₹413.37) (₹807.65)

14.2 Fixed deposits (including maturity within 3 months, 3-12 months & more than 12 months) pledged with others, as security deposit of ₹428.41 (₹437.24) (₹365.01).

14.3 Includes unclaimed share application and interest of ₹0.46 Lakhs (As at 31st March, 2016: ₹0.46 Lakhs and as at 1st April, 2015: ₹0.46 Lakhs) and unclaimed dividend of ₹2.21 Lakhs (as at 31st March, 2016: ₹1,71 Lakhs and as at 1st April, 2015: ₹1.60 Lakhs)

Note 15 : Current Financial Assets-Others (₹ in Lakhs)

Particulars	Ref. Note No	As at March 31, 2017	As at March 31, 2016	As at April 1, 2015
Unsecured Considered Good unless otherwise stated				
Advance to Related Parties(Refer note no. 37)		632.26	2,200.71	704.73
Security and Other Deposits	15.1	413.32	618.71	596.62
Accrued Interest on fixed deposits		127.03	119.94	109.27
Others		115.29	40.66	30.66
TOTAL		1,287.90	2,980.02	1,441.28

15.1 The above balances are subject to confirmation/reconciliation and consequential impact thereof.

Note 16 : Other Current Assets (₹ in Lakhs)

Particulars	Ref. Note No	As at March 31, 2017	As at March 31, 2016	As at April 1, 2015
Advance against materials, services etc.	16.1	4,777.68	5,399.10	7,643.41
Deferred credit-deposits/others		15,038.55	1,360.39	532.38
Prepaid Expenses		252.65	495.94	686.70
Other Advances		33.51	2,005.23	43.99
TOTAL		20,102.39	9,260.66	8,906.48

16.1 Advance against materials, services are subject to confirmations from certain parties.

Summary of significant accounting policies and other explanatory information to the consolidated financial statements for the year ended 31, March 2017

Note 17 : Equity Share Capital (₹ in Lakhs)

Particulars	As at March 31, 2017	As at March 31, 2016	As at April 1, 2015
Authorised Shares			
5,00,00,000 (5,00,00,000) Equity Shares of ₹10/- Each	5,000.00	5,000.00	2,525.00
	5,000.00	**5,000.00**	**2,525.00**
Issued, Subscribed & Fully Paid Up Shares			
4,14,54,624 (4,14,54,624) equity shares of ₹10/- each fully paid up	4,145.46	4,145.46	2,072.73
	4,145.46	**4,145.46**	**2,072.73**

17.1 The company has only one class of equity shares having a par value of ₹10/- per share. Each shareholder is eligible for one vote per share.

17.2 The dividend proposed by the board of directors is subject to the approval of shareholders. In the event of liquidation, the equity shareholders are eligible to receive proposed by the board of directors is subject to the approval of shareholders.

17.3 In the event of Liquidation, the Equity Shareholders are eligible to receive the remaining assets of the company, after distribution of all preferential amounts, in proportion to their shareholding.

17.4 Reconciliation of shares outstanding at the beginning and at the end of the reporting period:

(₹ in Lakhs)

Particulars	As at March 31, 2017		As at March 31, 2016	
	Number	Value	Number	Value
Equity Shares:				
No.of Shares at the beginning of the year	4,14,54,624	4,145.46	2,07,27,312	2,072.73
Add: Bonus shares issued	-	-	2,07,27,312	2,072.73
Add: Shares issued during the year	-	-	-	-
No.of Shares at the end of the year	4,14,54,624	4,145.46	4,14,54,624	4,145.46

17.5 The company had allotted 2,07,27,312 fully paid up equity shares of face value ₹10/- each, in the ratio of one equity shares for every equity shares held, during the quarter ended 30th September, 2015, pursuant to a bonus issue approved by the shareholders at the annual general meeting, held on 17th July, 2015, by capitalisation of capital redemption reserve & securities premium reserve.

17.6 The details of shareholders holding more than 5% shares of the aggregate share in the company:

Name of the Shareholder	As at March 31, 2017		As at March 31, 2016	
	Number of Shares	%	Number of Shares	%
MBL A Capital Limited	42,94,877	10.36%	1,07,12,100	25.84%
Anjanee Kumar Lakhotia	31,95,528	7.71%	57,38,328	13.84%
Prabhu International Vyapar Private Limited	34,08,316	8.22%	34,08,316	8.22%
DSP Blackrock Trustee Company Private Limited	-	-	27,35,817	6.60%
Tata Trustee Company Limited	-	-	23,56,000	5.68%
Grandeur Peak	-	-	22,98,958	5.55%

Summary of significant accounting policies and other explanatory information to the consolidated financial statements for the year ended 31, March 2017

Note 18 : Other equity (₹ in Lakhs)

Particulars	As at March 31, 2017	As at March 31, 2016	As at April 1, 2015
Capital Redemption Reserve	-	-	1,391.01
Securities Premium Reserve	20,703.24	20,703.24	21,384.97
General Reserve	34,962.41	34,962.41	29,962.41
Retained earnings	7,456.21	14,364.41	11,553.44
Other Comprehensive Income			
Remeasurement of defined benefit plans	29.92	4.90	4.64
TOTAL	63,151.78	70,034.96	64,296.47

Refer Statement of changes in Equity (SoCE) for movement in balances of reserves.

Nature and purpose of Reserves:-

1. Capital Redemption Reserve
   Capital Redemption Reserve fund is created for the purpose of buy back of Share capital and can be used for Issue of Bonus shares.

2. Securities Premium Reserve
   Securities Premium Reserve represents the amount received in excess of par value of securities and is available for utilisation as specified under Section 52 of Companies Act, 2013.

3. General Reserve
   The general reserve is created from time to time by appropriating profits from retained earnings. The general reserve is created by a transfer from one component of equity to another and accordingly it is not reclassified to the Statement of profit and loss.

4. Retained Earnings
   Retained Earnings generally represent the undistributed profits /amount of accumulated earnings of the Company.

5. Other Comprehensive Income
   Other Comprehensive Income represent the balance in equity relating to actuarial gain and losses on defined benefit obligations. This will not be reclassified to statement of Profit and Loss account.

18A Non Controlling Interest (₹ in Lakhs)

Particulars	As at March 31, 2017	As at March 31, 2016
Balance at the beginning of the year	1.78	1.78
Share of profit for the year	-	-
Non controlling interest on disposal of control	2,631.94	-
TOTAL	2,633.72	1.78

Summary of significant accounting policies and other explanatory information to the consolidated financial statements for the year ended 31, March 2017

Note 19 : Non Current Financial Liability - Borrowings (₹ in Lakhs)

Particulars	Ref. Note No	As at March 31, 2017	As at March 31, 2016	As at April 1, 2015
Secured Term Loan	19.1 & 19.2			
Equipment/Vehicle Finance/Term Loan/External Commercial Borrowings				
-From Banks		62,549.88	59,760.94	46,929.84
-From others		1,345.57	1,729.79	-
TOTAL		63,895.45	61,490.73	46,929.84

19.1 (a) Equipment / Vehicle finance/ External commercial borrowings (ECB) availed by the company from banks and others are secured by hypothecation of specific equipments; comprising construction equipments acquired out of the said loans and personal guarantee of promoter director of the company.

(b) Term Loan availed by a subsidiary company namely "AAP Infrastructure Ltd" is secured by road on BOT basis, personal guarantee of certain directors, corporate guarantee given by the parent company and pledge of 100% equity shares of the company held by Company.

(c) External commercial borrowing (ECB) availed by the subsidiary companies "MBL Highway Development Company Ltd & MBL (MP) Toll Road Company Ltd" from banks is secured by first charge on all the movable & immovable assets, both present & future, escrow account, intangible assets, all revenues and receivables and pledge of 30% equity shares held by the Company.

(d) Term loan availed by the subsidiary company "Suratgarh Bikaner Toll Road Company Pvt Ltd" from banks is secured by first charge on all the movable & immovable assets of the company, escrow account, intangible assets, all toll revenues and receivables, funds in debt service reserve account and pledge of 51% equity shares held by the Company.

19.2 Maturity profile of long term borrowings are set out below:

(₹ in Lakhs)

Particulars	Rate of Interest(%)*	within 1 year	1 to 2 years	2 to 3 years	beyond 3 years
From Banks- Non ECB	5.33%-14.65%	5,818.42	1,105.53	2,105.17	48,653.76
From Banks- ECB	between LIBOR+(4.50% -5.63% p.a.)	3,869.97	3,144.69	3,753.11	3,976.69
From Other	between 10%-11.50%	928.76	649.85	498.02	197.69
TOTAL		10,617.15	4,900.07	6,356.30	52,828.14

* Includes interest rates that are linked to base rates of the respective lender, which may vary accordingly.

Note 20 : Non Current Financial Liability -Others (₹ in Lakhs)

Particulars	Ref. Note No	As at March 31, 2017	As at March 31, 2016	As at April 1, 2015
Other Advances and Deposits		1.00	1,836.71	1,443.05
TOTAL		1.00	1,836.71	1,443.05

Summary of significant accounting policies and other explanatory information to the consolidated financial statements for the year ended 31, March 2017

Note 21 : Non Current Provisions (₹ in Lakhs)

Particulars	As at March 31, 2017	As at March 31, 2016	As at April 1, 2015
Provision for employee benefits	144.22	178.14	129.18
TOTAL	144.22	178.14	129.18

Note 22 : Deffered Tax Liabilities

The following is the analysis of deferred tax assets/(liabilities) presented in the Balance Sheet: (₹ in Lakhs)

Particulars	As at March 31, 2017	As at March 31, 2016	As at April 1, 2015
Deferred Tax Liabilities	4,401.06	6,484.23	5,301.70
Deferred Tax Asset	6,663.21	2,583.23	1,237.00
TOTAL	(2,262.15)	3,901.00	4,064.70

Note 22A : Non Current tax assets(Net) (₹ in Lakhs)

Particulars	As at March 31, 2017	As at March 31, 2016	As at April 1, 2015
Advance tax (net of provision)	45.27	35.70	23.57
TOTAL	45.27	35.70	23.57

Note 23 : Other Non Current Liabilities (₹ in Lakhs)

Particulars	As at March 31, 2017	As at March 31, 2016	As at April 1, 2015
Advances from Contractees	-	-	5,797.99
Deferred Credit against advances	522.49	201.23	403.23
TOTAL	522.49	201.23	6,201.22

Note 24 : Current Financial Liability - Borrowings (₹ in Lakhs)

Particulars	As at March 31, 2017	As at March 31, 2016	As at April 1, 2015
Secured			
-Working Capital facilities from banks repayable on demand	1,14,709.23	71,009.99	55,965.59
-Others	3,598.93	1,750.00	2,000.00
Unsecured			
-Loan and Advances from Body Corporates	2,446.23	929.00	1,035.00
-Bank Overdraft	1,699.11	3,471.13	4.32
TOTAL	1,22,453.50	77,160.12	59,004.91

Summary of significant accounting policies and other explanatory information to the consolidated financial statements for the year ended 31, March 2017

24.1 Working capital facilities in the form of cash credit facilities and working capital demand loans from consortium of banks are secured by:

i) Hypothecation of book debts, stock and other current assets of the company, both present and future, ranking pari passu with consortium banks.

ii) Hypothecation of all unencumbered fixed assets (excluding those present and future fixed assets under specific charge for loans against those specific assets) of the company, both present and future, ranking pari passu with consortium banks.

iii) Equitable mortgage of land & building at Bhadravati (Karnataka), land at Dankuni (West Bengal), land at Rourkela (Orissa), office space at Jasola (New Delhi), office space at Kolkata (West Bengal) and personal guarantees of one promoter director of the company.

24.2 Short term secured borrowings from other party is secured by subservient charge on the current asset of the Company.Further, there is a collateral security by way of pledge of 30,41,073 nos. (2016 - 58,65,689 nos.) (2015 - 11,12,000 nos.) shares of the Company by Promoter Company MBL A Capital Limited and 26,19,000 shares of Anjanee Kumar Lakhotia-Chairman & Managing Director of the parent company.

Note 25 : Current Financial Liability -Trade Payables

(₹ in Lakhs)

Particulars	Ref. Note No	As at March 31, 2017	As at March 31, 2016	As at April 1, 2015
Acceptences		542.14	10,100.22	3,070.13
A) Total outstanding dues of micro enterprises and small enterprises	25.1	-	-	-
B) Total outstanding dues of Creditors other than micro enterprises and small enterprises	25.2	11,654.11	20,573.70	19,809.61
TOTAL		12,196.25	30,673.92	22,879.74

25.1 Disclosure of Trade Payables is based on information available with Company regarding the status of suppliers if any, as defined under the "Micro, Small and Medium Enterprise Development Act, 2006". There are no delays in payment made to such suppliers. There is no overdue amount outstanding as at the balance sheet date.

25.2 Balances are subject to confirmations/reconciliations and consequential impact thereof.

Note 26 : Current Financial Liability -Others

(₹ in Lakhs)

Particulars	Ref. Note No	As at March 31, 2017	As at March 31, 2016	As at April 1, 2015
Current maturity of Long Term Debt				
-From Banks		4,720.17	4,225.57	3,696.39
-From Others		2,301.56	470.38	406.84
Interest accrued		812.66	534.12	407.02
Unclaimed Dividend	26.1	2.21	1.71	1.60
Unclaimed Share Application and interest thereon	26.2	0.46	0.46	0.46
Statutory Dues Payable/Other liabilities		5,053.05	2,213.04	470.07
TOTAL		12,890.11	7,445.28	4,982.38

26.1 Unclaimed dividend does not include any amount due and outstanding to be credited to Investor Education and Protection fund.

26.2 These figures do not include any amounts, due and outstanding, to be credited to Investor Education and Protection Fund.

Summary of significant accounting policies and other explanatory information to the consolidated financial statements for the year ended 31, March 2017

Note 27 : Other Current Liabilities (₹ in Lakhs)

Particulars	As at March 31, 2017	As at March 31, 2016	As at April 1, 2015
Capital Vendors	69.39	10.43	595.63
Advance from Customers	2,564.05	2,126.21	3,361.44
Other Payables	2,786.56	702.32	3,042.95
TOTAL	5,420.00	2,838.96	7,000.02

Note 28 : Current Liability -Provisions (₹ in Lakhs)

Particulars	As at March 31, 2017	As at March 31, 2016	As at April 1, 2015
Provision for Employee Benefits	12.97	16.65	12.20
Tax on dividend	253.17	-	-
TOTAL	266.14	16.65	12.20

Note 29 : Current Tax Liabilities (Net) (₹ in Lakhs)

Particulars	As at March 31, 2017	As at March 31, 2016	As at April 1, 2015
Provision for Tax (net of prepaid tax *	2,805.18	3,551.98	2,418.18
TOTAL	2,805.18	3,551.98	2,418.18

*Provision for tax of ₹13,871.96 lakhs (2016-₹13,871.72 lakhs) (2015-₹11,110.72 lakhs) is net of advance tax of ₹11,066.78 lakhs (2016-₹10,319.74 lakhs) (2015-₹8,692.54 lakhs).

Note 30 : Revenue from Operations (₹ in Lakhs)

Particulars	As at March 31, 2017	As at March 31, 2016
Contruction and Project related activities	2,28,132.34	2,34,268.99
TOTAL	2,28,132.34	2,34,268.99

Note 31 : Other Income (₹ in Lakhs)

Particulars	As at March 31, 2017	As at March 31, 2016
Interest on fixed deposits	242.23	534.76
Interest income on Financial Asset carried at amortised cost		
-Retention Money	248.31	150.12
-Advances	519.60	201.11
-Deposits	2,955.51	393.62
-Loan	632.83	672.11
Claims	24.25	9.55
Miscellaneous income and receipts	444.27	64.73
TOTAL	5,067.00	2,026.00

Note 32 : Cost of Material Consumed (₹ in Lakhs)

Particulars	As at March 31, 2017	As at March 31, 2016
Cost of Material Consumed	202,799.06	176,652.64
TOTAL	202,799.06	176,652.64

Summary of significant accounting policies and other explanatory information to the consolidated financial statements for the year ended 31, March 2017

Note 33 : Employee Benefit Expenses (₹ in Lakhs)

Particulars	As at March 31, 2017	As at March 31, 2016
Salaries, Wages and Bonus	3,325.30	4,190.05
Contribution to Provident and Other funds	195.32	243.72
Provision for Employee Retirement Benefits	26.76	61.97
Staff Welfare Expenses	108.15	193.76
Director's remuneration	-	41.00
TOTAL	3,655.53	4,730.50

Note 34 : Finance Cost (₹ in Lakhs)

Particulars	As at March 31, 2017	As at March 31, 2016
Interest expense	15,928.77	11,686.31
Other borrowing costs	283.43	244.67
Net loss/gain on foreign currency transactions and translation	(240.60)	847.95
TOTAL	15,971.60	12,778.93

Note 35 : Depreciation and Amortisation Expense (₹ in Lakhs)

Particulars	Ref. Note No	As at March 31, 2017	As at March 31, 2016
Depreciation of Property, Plant and Equipment	5	2,721.76	3,315.00
TOTAL		2,721.76	3,315.00

Note 36 : Other Expenses (₹ in Lakhs)

Particulars	Ref. Note No	As at March 31, 2017	As at March 31, 2016
Direct labour, sub-contract etc.		9,458.25	13,977.16
Stores and spares consumed		499.24	1,855.73
Power, fuel and lubricants		2,345.19	3,742.12
Hire charges - vehicles and equipments		818.46	1,326.77
Sites rent		265.86	263.34
Repairs to machinery		45.32	150.01
Insurance		134.63	125.02
Rates and taxes, excluding taxes on income		3,417.23	2,829.90
Other repairs		139.16	257.78
Remuneration to Auditors	36.1	17.89	20.59
Loss on sale of fixed assets		130.74	90.37
Bank commission and charges		1,144.50	1,012.32
Site development expenses		32.62	56.63
CSR expenses		10.46	9.98
Director Sitting Fee		8.90	10.20
Legal and professional fees		19.00	4.04
Miscellaneous expenses		2,222.67	1,919.04
TOTAL		20,710.11	27,651.00

Summary of significant accounting policies and other explanatory information to the consolidated financial statements for the year ended 31, March 2017

36.1 Remuneration to Auditors comprises of:

(₹ in Lakhs)

Particulars	Year ended March 31, 2017	Year ended March 31, 2016
Payment to Auditors*		
-Statutory audit	17.33	19.88
-Tax audit	1.84	1.84
-Internal audit	0.29	0.27
-Cost audit	0.30	0.30
-Certification fees etc.	1.27	2.23
Total	21.03	24.52

* Includes auditor remuneration of ₹ 3.14 Lakhs (₹ 3.93 Lakhs) included in intangibles assets under development.

Note No. 37 : Related Party Disclosures

Related parties have been identified in terms of Ind As 24 on "Related Party Disclosure" as listed below :

List of Related Parties where control exists

A	Name of the Related Party	Relationship
	TCIL - MBL (51%)	Enterprises-Participation interest
	MBL - Supreme (59%)	Enterprises-Participation interest
	MBL- ABCI (60%)	Enterprises-Participation interest
	MBL- VIL (60%)	Enterprises-Participation interest
B	Key Management Personnel	Relationship
	Mr. Anjanee Kumar Lakhotia	Chairman and Managing Director
C	Enterprises owned or significantly influenced by key management personnel or their relatives	MBL A Capital Ltd

D. Transactions during the year

(₹ in Lakhs)

Particulars	Note No.	Key Management Personnel		Enterprises owned or significantly influenced by key management personnel or their relatives		Enterprises-Participation interest	
		31st March, 2017	31st March, 2016	31st March, 2017	31st March, 2016	31st March, 2017	31st March, 2016
Dividend Paid							
Anjanee Kumar Lakhotia		92.14	78.31				
MBL A Capital Ltd				211.81	211.81		
Remuneration Paid							
Anjanee Kumar Lakhotia		-	41.00				
Project Receipts							
TCIL- MBL (JV)						38.13	3,078.34
MBL - Supreme (JV)						1,044.84	2,331.57
MBL - ABCI (JV)						2,369.47	866.20
MBL - VIL (JV)						-	2,917.50
Payment Made							
TCIL- MBL (JV)						-	-
MBL - VIL (JV)						2,917.50	-

Summary of significant accounting policies and other explanatory information to the consolidated financial statements for the year ended 31, March 2017

Note No. 37 : Related Party Disclosures (Contd.)

E. Outstanding Balance (₹ in Lakhs)

Particulars	Note No.	Key Management Personnel			Enterprises owned or significantly influenced by key management personnel or their relatives			Enterprises-Participation interest		
		31st March, 2017	31st March, 2016	1st April, 2015	31st March, 2017	31st March, 2016	1st April, 2015	31st March, 2017	31st March, 2016	1st April, 2015
Amount Receivable in respect of Projects										
TCIL - MBL (JV)								3,167.92	1,517.19	4,635.47
MBL - Supreme (JV)								-	69.95	57.24
Amount Payable in respect of Projects										
MBL- ABCI (JV)								-	34.93	-
MBL- VIL (JV)								-	2,917.50	-
MBL - Supreme (JV)								154.32	-	-

F. Compensation to Key Managerial Personnel (₹ in Lakhs)

Particulars	Year ended March 31, 2017	Year ended March 31, 2016
Short Term Employee Benefits	-	41.00
Post-employment benefits (includes provision for leave, gratuity and other post-retirement benefits)	-	-
Other long-term benefits (includes contribution to provident fund)	-	-
Termination Benefit	-	-
TOTAL	-	41.00

Note No. 38 : Employee Benefit

As per Ind AS - 19 "Employee Benefits", the disclosure of Employee Benefits as defined are given below:

Defined Contribution Plan

The Company makes Provident Fund and Employees State Insurance Fund contributions for eligible employees. Under the schemes, the Company is required to contribute a specified percentage / fixed amount of the payroll costs to fund the benefits. The contributions as specified under the law are paid to the respective fund set up by the government authority.

Expense recognised for Defined Contribution Plans for the year is as under: (₹ in Lakhs)

Particulars	Year ended March 31, 2017	Year ended March 31, 2016
Employer's Contribution to Provident Fund	152.77	195.51
Employer's Contribution to Employee State Insurance Corporation	21.02	25.62
Total	173.79	221.13

Defined Benefit Plan

The Company has a defined benefit plan. The present value of obligation is determined based on actuarial valuation using the Projected Unit Credit Method.

Summary of significant accounting policies and other explanatory information to the consolidated financial statements for the year ended 31, March 2017

Note No. 38 : Employee Benefit (Contd.)

Reconciliation of Opening and Closing balances of the Present Value of the Defined Benefit Obligation & Change in Plan Assets:

Expense recognised for Defined Contribution Plans for the year is as under: (₹ in Lakhs)

Sl. No.	Particulars	Gratuity	Leave Encashment
(i)	Movement in Obligation		
	Present value of obligation - April 01, 2015	98.78	42.60
	Service cost	38.77	16.78
	Interest on defined benefit obligation	7.73	3.13
	Benefits settled	(4.22)	(7.07)
	Remeasurement- Actuarial (Gain)/Loss	(0.40)	(1.29)
	Present value of obligation - March 31, 2016	140.66	54.15
	Service cost	20.38	6.78
	Interest on defined benefit obligation	9.91	3.49
	Benefits settled	(10.20)	(12.84)
	Remeasurement- Actuarial (Gain)/Loss	(38.26)	(16.91)
	Present value of obligation - March 31, 2017	122.49	34.67

(₹ in Lakhs)

Sl. No.	Particulars	March 31, 2017	March 31, 2016
(ii)	Change in Plan assets		
	Fair Value of Plan assets at the beginning of the financial year	-	-
	Expected return on plan assets	-	-
	Actuarial gain/ (loss)	-	-
	Contributions	10.20	4.22
	Benefits settled	(10.20)	(4.22)
	Fair Value of Plan assets at the end of the financial year	-	-

(₹ in Lakhs)

Sl. No.	Particulars	March 31, 2017	March 31, 2016
(iii)	Net Funded Status of Plan-Gratuity		
	Closing Defined Benefit Obligation	122.49	140.66
	Closing fair value of plan assets	-	-
	Net Funded Status of Plan	122.49	140.66

Summary of significant accounting policies and other explanatory information to the consolidated financial statements for the year ended 31, March 2017

Note No. 38 : Employee Benefit (Contd.)

(₹ in Lakhs)

Sl. No.	Particulars	Gratuity	Leave Encashment
(iv)	**Expenses recognised in the statement of Profit and Loss:**		
	Service cost	38.77	16.78
	Interest cost	7.73	3.13
	Actuarial gain/ (loss)	-	(1.29)
	Expected return on plan assets	-	-
	For the year ended March 31, 2016	**46.50**	**18.62**
	Service cost	20.38	6.78
	Interest cost	9.91	3.49
	Actuarial gain/ (loss)	-	(16.91)
	Expected return on plan assets	-	-
	For the year ended March 31, 2017	**30.29**	**(6.64)**

(₹ in Lakhs)

Sl. No.	Particulars	March 31, 2017	March 31, 2016
(v)	**Expenses recognised in Other Comprehensive Income-Gratuity**		
	Remeasurement- Actuarial (Gain)/Loss	(38.26)	(0.40)
	Net expenses recognised in Other Comprehensive Income	**(38.26)**	**(0.40)**

(₹ in Lakhs)

Sl. No.	Particulars	March 31, 2017	March 31, 2016
(vi)	**Principal Acturial Assumptions used for estimating the Company's defined benefit obligations**		
	Discounting rate (%)	7.31%	8.00%
	Estimated rate of return on plan assets (%)	0.00%	0.00%
	Salary Increase (%)	6.00%	6.00%
	Attrition rate (%)	5.00%	5.00%
	Mortality Rate	IALM (2006-08)	IALM (2006-08)
	Retirement age (years)	**60**	**60**

(vii) The estimates of rate of escalation in salary considered in actuarial valuation, take into account inflation, seniority, promotion and other relevant factors including supply and demand in the employment market.

(viii) The discount rate is based on the market yield available on long term government bonds.

(₹ in Lakhs)

Particulars	Gratuity	Leave Encashment
As at March 31, 2016		
Current liability	10.35	6.32
Non current liability	130.31	47.83
Total	**140.66**	**54.15**
As at March 31, 2017		
Current liability	8.97	3.98
Non current liability	113.52	30.69
Total	**122.49**	**34.67**

Summary of significant accounting policies and other explanatory information to the consolidated financial statements for the year ended 31, March 2017

Note No. 38 : Employee Benefit (Contd.)

Sensitivity Analysis (₹ in Lakhs)

Gratuity	Change in assumptions	March 31, 2017	March 31, 2016
Discount rate	1.00%	(115.78)	(132.95)
	-1.00%	132.46	152.11
Salary Growth rate	1.00%	131.55	151.07
	-1.00%	(115.40)	(132.52)
Attrition rate	1.00%	125.60	144.23
	-1.00%	(120.17)	(138.00)
Mortality Rate	1.00%	(121.39)	(139.39)

(₹ in Lakhs)

Leave Encashment	Change in assumptions	March 31, 2017	March 31, 2016
Discount rate	1.00%	(31.56)	(49.61)
	-1.00%	38.30	59.46
Salary Growth rate	1.00%	36.00	56.12
	-1.00%	(33.39)	(52.25)
Attrition rate	1.00%	34.91	54.81
	-1.00%	(34.41)	(53.42)
Mortality Rate	1.00%	34.69	54.17

Sensitivity for significant actuarial assumptions is computed by varying one actuarial assumption used for the valuation of the defined benefit obligation, keeping all other actuarial assumptions constant. In practice, this is unlikely to occur, and changes in some of the assumptions may be correlated. When calculating the sensitivity of the defined benefit obligation to significant actuarial assumptions the same method (projected unit credit method) has been applied as when calculating the defined benefit obligation recognised within the Balance Sheet.

Maturity profile of Defined Benefit Obligation as on 31st March, 2017: (₹ in Lakhs)

Period	Gratuity	Leave Encashment
Within 1 yr	4.97	2.68
1-2 yrs	3.99	1.97
2-3 yrs	4.79	2.28
3-4 yrs	3.99	1.80
4-5 yrs	4.37	1.80
5-10 yrs	20.17	7.90
Above 10 yrs	80.21	16.24
Total	**122.49**	**34.67**

Summary of significant accounting policies and other explanatory information to the consolidated financial statements for the year ended 31, March 2017

Note No. 39 : Fair value of financial assets and liabilities

a) The carrying amounts and fair values of financial assets and liabilities are as follows:

(₹ in Lakhs)

Particulars	As at March 31, 2017		As at March 31, 2016		As at April 1, 2015	
	Carrying Amount	Fair Value	Carrying Amount	Fair Value	Carrying Amount	Fair Value
Financial Assets-At amortised cost						
Investment	0.02	0.02	-	-	-	-
Loans	1,180.35	1,180.35	-	-	-	-
Trade Receivables	127,030.48	127,030.48	69,271.17	69,271.17	48,868.85	48,868.85
Cash & Cash Equivalents	429.23	429.23	3,006.73	3,006.73	6,599.96	6,599.96
Other Bank Balances	728.24	728.24	384.26	384.26	219.03	219.03
Others Financial Asset	1,288.43	1,288.43	3,320.12	3,320.12	2,221.73	2,221.73
Total	**130,656.75**	**130,656.75**	**75,982.28**	**75,982.28**	**57,909.57**	**57,909.57**
Financial Liabilities-At amortised cost						
Borrowings	186,348.95	186,348.95	138,650.84	138,650.84	105,934.75	105,934.75
Trade Payable	12,196.25	12,196.25	30,673.92	30,673.92	22,879.74	22,879.74
Other Financial Liabilities	12,891.10	12,891.10	9,281.99	9,281.99	6,425.43	6,425.43
Total	**211,436.30**	**211,436.30**	**178,606.75**	**178,606.75**	**135,239.92**	**135,239.92**

The management considers that the above carrying amounts of financial assets and financial liabilities recognized in the financial statements approximate their fair values.

b) Fair Value Technique

The fair values of the financial assets and liabilities are included at the amount that would be received to sell an asset or paid to transfer a liability in an orderly transaction between market participants at the measurement date. The following methods and assumptions were used to estimate the fair values:-

i) The fair value of cash and cash equivalents, trade receivables, current trade payables, current financial liabilities and borrowings approximate their carrying amount largely due to the short-term nature of these instruments. The Board considers that the carrying amounts of financial assets and financial liabilities recognised at cost/amortised cost in the financial statements approximate their fair values.

ii) Long-term debt has been contracted at floating rates of interest, which are reset at short intervals. Fair value of variable interest rate borrowings approximates their carrying value of such long-term debt approximates fair value subject to adjustments made for transaction cost.

c) Fair Value hierarchy

The following table provides the fair value measurement hierarchy of Company's asset and liabilities, grouped into Level 1 to Level 3 as described below:

Level 1

Quoted prices for identical assets / liabilities in active markets. It includes fair value of financial instruments traded in active markets and are based on quoted market prices at the balance sheet date (like Mutual funds units).

Summary of significant accounting policies and other explanatory information to the consolidated financial statements for the year ended 31, March 2017

Note No. 39 : Fair value of financial assets and liabilities (Contd.)

Level 2

Inputs that are observable for the asset / liability (other than level 1 inputs), either directly (that is, as prices) or indirectly (that is, derived from prices). It includes fair value of the financial instruments that are not traded in an active market, is determined by using valuation techniques. If all significant inputs required to fair value an instrument are observable then instrument is included in level 2.

Level 3

Significant Inputs for the asset or liability (instrument) that are not based on observable market data, is included in level 3.

For assets and liabilities which are measured at fair value as at Balance Sheet date, the classification of fair value calculations by category is summarized below:

(₹ in Lakhs)

Particulars	Level	Carrying Amount / Fair Value		
		As at March 31, 2017	As at March 31, 2016	As at April 1, 2015
Financial assets-At Amortised Cost				
Investment	2	0.02		
Trade receivables	2	127,030.48	69,271.17	48,868.85
Loans	2	1,180.35		
Other financial assets	2	1,288.43	3,320.12	2,221.73
Financial Liabilities -At Amortised Cost				
Borrowings	2	193,370.67	143,346.80	110,037.98
Trade payables	2	12,196.25	30,673.92	22,879.74
Other financial liabilities	2	5,869.38	4,586.04	2,322.19

Note No. 40 : Financial risk management, objective and policies

The Company's business activities are exposed to a variety of financial risks – credit risk, liquidity risk and market risk. The Company's focus is to foresee the unpredictability of financial markets and seek to minimize potential adverse effects on its financial performance. The risks are governed by appropriate policies and procedures and that financial risks are identified, measured and managed in accordance with the Company's policies and risk objectives. The Board of Directors reviews and approves policies for managing each of these risks, which are summarized below:

i) Credit risk

Credit risk is the risk that counterparty will not meet its obligations under a financial instrument or customer contract, leading to a financial loss. The Company is exposed to credit risk from its operating activities (primarily trade receivables). To manage this, the management has a credit policy in place and the exposure to credit risk is monitored on an ongoing basis. The Company periodically assesses the financial reliability of customers, taking into account the financial condition, current economic trends and ageing of accounts receivable. Individual risk limits are set accordingly.

The Company establishes an allowance for impairment that represents its estimate of incurred losses in respect of trade and other receivables. Receivables from customers are reviewed/evaluated periodically by the management and appropriate provisions are made to the extent recovery there against has been considered to be remote. Accordingly, the main components of these allowances are a specific clause component that relates to individually significant exposures and a collective loss component established for groups of similar assets in respect of losses that have been incurred but not yet identified. The collective loss allowance is determined based on historical data of payment statistics for similar financial assets.

Summary of significant accounting policies and other explanatory information to the consolidated financial statements for the year ended 31, March 2017

The carrying amount of respective financial assets recognised in the financial statements, (net of impairment losses) represents the Company's maximum exposure to credit risk.

Credit exposure is managed by counterparty limits for investment of surplus funds which is reviewed by the Management. Bank balances are held with reputed and creditworthy banking institutions.

Trade receivables disclosed include amounts that are past due at the end of the reporting period but against which the Company has not recognised an allowance for doubtful receivables because there has not been a significant change in credit quality and the amounts are still considered recoverable. The aging analysis of the trade receivables, net of allowances that are past due, is given in Note no 12.3.

ii) Liquidity Risk

The company objective is maintaining optimum level of liquidity to meet its cash and collateral requirement at all times. The Company relies on Borrowing and internal accruals to meet its need for fund. The current committed lines of credit are sufficient to meet its short to medium term expansion needs.

The table provides undiscounted cash flow towards non-derivative financial liabilities and net settled derivative financial liabilities into relevant maturity based on the remaining period at balance sheet date to contractual maturity date.

As at 31st March, 2017 (₹ in Lakhs)

Particulars	Carrying Amount	Less than 12 months	More than 12 months	Total
Interest bearing borrowings (including current maturity)	193,370.67	1,29,475.22	63,895.45	193,370.67
Trade Payables	12,196.25	12,196.25	-	12,196.25
Other Financial Liabilities	5,869.38	5,869.38	-	5,869.38
Total	**211,436.30**	**1,47,540.85**	**63,895.45**	**211,436.30**

As at 31st March, 2016 (₹ in Lakhs)

Particulars	Carrying Amount	Less than 12 months	More than 12 months	Total
Interest bearing borrowings (including current maturity)	143,346.80	81,856.07	61,490.73	143,346.80
Trade Payables	30,673.92	30,673.92	-	30,673.92
Other Financial Liabilities	4,586.04	4,586.04	-	4,586.04
Total	**178,606.76**	**1,17,116.03**	**63,490.73**	**178,606.76**

As at 1st April, 2015 (₹ in Lakhs)

Particulars	Carrying Amount	Less than 12 months	More than 12 months	Total
Interest bearing borrowings (including current maturity)	110,037.98	63,108.14	46,929.84	110,037.98
Trade Payables	22,879.74	22,879.74	-	22,879.74
Other Financial Liabilities	2,322.19	2,322.19	-	2,322.19
Total	**135,239.91**	**88,310.07**	**46,929.84**	**135,239.91**

Summary of significant accounting policies and other explanatory information to the consolidated financial statements for the year ended 31, March 2017

Note No. 40 : Financial risk management, objective and policies (Contd.)

Unused Lines of Credit

The company has following Unused Lines of Credit:-

(₹ in Lakhs)

Particulars	As at 31st March, 2017	As at 31st March, 2016	As at 1st April, 2015
Secured	-	164.50	6,224.93
Unsecured	-	-	-
Total	-	-	-

The Company has current financial assets which will be realised in ordinary course of business. The Company monitor rolling forecast of its liquidity requirements to insure it has sufficient cash to meet operational needs while maintaining head room on its undrawn committed borrowing facilities at all time so that company does not breach borrowing limits or covenants (where applicable) on any of its borrowing facilities. In the event of breach of covenants the Company may liable to pay additional interest. The Company also ensures that it has sufficient cash on demand to meet expected operational expenses. As of March 31, 2017, the cash and cash equivalents are held with major banks and financial institutions.

iii) Market Risk

Market risk is the risk or uncertainty arising from possible market price movements resulting in fluctuation of the fair value of future cash flows of a financial instrument. The major components of Market risks are foreign currency exchange risk and interest rate risk. Financial instruments affected by market risk include borrowings.

a) Foreign Currency Risk

The company does not have any significant transaction in foreign currency except foreign currency ECB loan .There are no outstanding Derivative contracts as on 31st March 2017 however the company have Unhedged foreign currency exposure as on 31st march ,2017(read with note no. 46).

Foreign exchange risk sensitivity analysis has been performed on the foreign currency exposures in the company's financial assets and financial liabilities at the reporting date i.e. 31st March 2017, net of related foreign exchange contracts.

The impact on the Company's profit before tax and other comprehensive income due to Changes in the fair value of monetary assets and liabilities are given below:

Foreign Exchange Risk And Sensitivity (Un hedged)

(₹ in Lakhs)

Particulars	Change in currency exchange rate	Effect on profit before tax For the year ended March 31, 2017	Effect on profit before tax For the year ended March 31, 2016
USD	+5%	(113.34)	(119.13)
	-5%	113.34	119.13

Summary of significant accounting policies and other explanatory information to the consolidated financial statements for the year ended 31, March 2017

Note No. 40 : Financial risk management, objective and policies (Contd.)

The assumed movement in exchange rate sensitivity analysis is based on the currently observable market conditions.

Summary of exchange difference accounted in Financial Statement (₹ in Lakhs)

Particulars	For the year ended March 31, 2017	For the year ended March 31, 2016
Net foreign exchange (gain) / losses	(504.97)	1,321.33
TOTAL		

b) Interest rate and currency of borrowings

The below details do not necessarily represent foreign currency or interest rate exposure to the income statement, since the Company has taken derivatives for offsetting the foreign currency and interest rate exposure.

As at 31st March, 2017 (₹ in Lakhs)

Particulars	Total borrowings	Floating rate borrowings	Fixed rate borrowings	Weighted average interest rate (%)
INR	170,702.94	160,884.27	9,818.67	11.43%
USD	22,667.74	22,667.74	-	5.89%
Total	193,370.67	183,552.01	9,818.67	

As at 31st March, 2016 (₹ in Lakhs)

Particulars	Total borrowings	Floating rate borrowings	Fixed rate borrowings	Weighted average interest rate (%)
INR	119,520.32	111,170.03	8,350.29	11.17%
USD	23,826.47	23,826.47	-	5.37%
Total	143,346.80	134,996.50	8,350.29	

As at 1st April, 2015 (₹ in Lakhs)

Particulars	Total borrowings	Floating rate borrowings	Fixed rate borrowings	Weighted average interest rate (%)
INR	87,278.39	84,239.07	3,039.32	12.01%
USD	22,759.60	21,876.77	882.83	5.59%
Total	110,037.98	106,115.84	3,922.15	

Summary of significant accounting policies and other explanatory information to the consolidated financial statements for the year ended 31, March 2017

Note No. 40 : Financial risk management, objective and policies (Contd.)

c) Interest rate risk and sensitivity

Interest rate risk primarily arises from floating rate borrowing with banks and financial institutions. As at March 31, 2017, substantially all of the Company borrowings were subject to floating interest rates, which are reset at short intervals.

The following table demonstrates the sensitivity to a reasonably possible change in interest rates on that portion of loans and borrowings affected. The company's profit before tax is affected through the impact on floating rate borrowings as follows:

(₹ in Lakhs)

Particulars	Increase / Decrease in Basis Points	Effect on profit/(loss) before tax	
		For the year ended March 31, 2017	For the year ended March 31, 2016
INR Borrowings	+100	(1,707)	(1,195)
	-100	1,707	1,195
USD Borrowings	+100	(227)	(238)
	-100	227	238

iv) Capital risk management

The Company's objectives when managing capital is to safeguard continuity, maintain a strong credit rating and safeguard continuity, maintain a strong credit rating and healthy capital ratios in order to support its business and provide adequate return to shareholders through continuing growth. The Company's overall strategy continuing growth. The Company's overall strategy remains unchanged from previous year. The Company sets the amount of capital required on the basis of annual business and long-term operating plans which include capital and other strategic investments which include capital and other strategic investments. The funding requirements are met through a mixture of equity, internal fund generation and other non-current borrowings. The Company's policy is to use current and non-current borrowings to meet anticipated funding requirements. The Company monitors capital on the basis of the gearing ratio which is net debt divided by total capital. Net debts are non-current and current debts as reduced by cash and cash equivalents.

The company also monitors capital using gearing ratio which is net debt divided by total capital. The gearing ratio is as follows:

Gearing Ratio

(₹ in Lakhs)

Particulars	As at 31st March, 2017	As at 31st March, 2016	As at 1st April, 2015
Total Debt	193,370.67	143,346.80	110,037.98
Cash and Cash Equivalent	1,157.47	3,390.99	6,818.99
Net Debt (net of cash and cash equivalent)	192,213.20	1,39,955.81	1,03,218.99
Total Capital	69,930.96	74,182.20	66,370.97
Capital and net debt	262,144.16	214,138..01	169,589.96
Gearing Ratio	73.32%	65.36%	60.86%

Summary of significant accounting policies and other explanatory information to the consolidated financial statements for the year ended 31, March 2017

Note No. 41 : Contingent Liabilities and Commitments (to the extent not provided for)

Contingent Liabilities (₹ in Lakhs)

Sl. No.	Particulars	March 31, 2017	March 31, 2016	April 1, 2015
a	Claims against the company / disputed liabilities not acknowledged as debts (to the extent ascertained)	1,122.98	1,162.98	338.62
b	Outstanding bank guarantees	48,434.43	59,886.70	52,992.79
c	Outstanding letter of credit	-	1,753.89	1,893.00
d	Tax matters in disputed under appeal	6,028.14	5,788.14	2,672.44

The Company's pending litigations comprises of claim against the Company and proceedings pending with tax/ statutory/Government Authorities. The Company has reviewed all its pending litigation and proceedings and has made adequate provisions, and disclosed the contingent liabilities, wherever applicable, in its financial statements. The Company does not expect the outcome of these proceedings to have a material impact on its financial position. Future cash outflows in respect of Income tax (A.Y. 2005-06 to 2010-11, 2012-2013, 2013-2014 and 2014-2015) and sales tax (FY 2007-08 to 2015-16) are determinable only on receipt of judgment/ decisions pending with various forums/ authorities.

Commitments

Estimated amount of contracts remaining to be executed on capital account (net of advances) and not provided for as on 31.3.2017 is Nil (₹2,778.51 lakhs)((₹122.21 lakhs)). Advances paid on capital account are Nil (₹23.10 lakhs)((NIL)).

Note No. 42 : Earning per Share

Basic and diluted earnings/(loss) per share is calculated by dividing the profit/(loss) attributable to equity holders of the Company by the weighted average of equity shares outstanding during the year.

(₹ in Lakhs except otherwise stated)

Particulars	March 31, 2017	March 31, 2016
Profit/(loss) attributable to equity shareholders	(6,604.65)	8,685.97
Weighted average number of equity shares	414.55	414.55
Basic & diluted earnings per equity share (In ₹)*	(15.87)	20.95

* There is no dilution to the basic EPS as there are no outstanding potentially dilutive equity shares.

Note No. 43 : Disclosure in accordance with Ind AS 11 'Construction contracts' – Amount due from/to customers on Construction Contracts

(₹ in Lakhs)

Particulars	For the year ended March 31, 2017	For the year ended March 31, 2016
Contract revenue recognised during the year	2,27,123.53	2,31,435.00
Aggregate amount of contract costs incurred and recognised profits (less recognised losses) as at the end of the financial year for all contracts in progress as at that date	1,13,253.13	1,81,457.48
Amount of customer advances outstanding for contracts in progress as at the end of the financial year	1,508.91	14,928.29
Retention amount by customers for contracts in progress as at the end of the financial year	1,453.22	2,781.29
Gross amount due from customers for contracts in progress	18,323.43	67,843.60
Gross amount due to customers for contracts in progress	-	-

Summary of significant accounting policies and other explanatory information to the consolidated financial statements for the year ended 31, March 2017

Note No. 44 : Tax Expense's

The major components of income tax expense for the year are as under:

(₹ in Lakhs)

Particulars	For the year ended March 31, 2017	For the year ended March 31, 2016
Income tax recognised in the Statement of Profit and Loss		
Current Tax	0.24	2,760.69
Deferred Tax	-6,054.31	-279.73
Total Income tax expenses recognised in statement of profit and loss	-6,054.07	2,480.96
Income tax expense recognised in OCI		
Deferred tax expense on re-measurement of defined benefit plans	13.24	0.14
Total(Net)	-6040.83	2481.10

A reconciliation of income tax expense applicable to accounting profits / (loss) before tax at the statutory income rate to recognised income tax expense for the year indicated are as below:

(₹ in Lakhs)

Particulars	For the year ended March 31, 2017	For the year ended March 31, 2016
Accounting Profit/(Loss) before tax	-12,658.72	11,166.93
Statutory income tax rate	34.61%	34.61%
Tax at statutory income tax rate	-	3,864.65
Disallowable expenses	-	115.21
Non-Taxable Income	-	-19.85
Corporate Social Responsibility	-	3.45
Temporary differences	-6,054.31	-279.73
Others	0.24	-1,202.77
Total	-6,054.07	2,480.96

Gross deferred tax liability and assets for the year ended 31st March 2017 are as follows:

(₹ in Lakhs)

Particulars	Opening Balance 01.04.2016	Recognised in Profit and Loss	Recognised in OCI	Other	Closing Balance 31.03.2017
Deferred Tax Liabilities					
Difference between written down value/capital work in progress of fixed assets as per the books of accounts and Income Tax Act, 1961.	1,959.51	-51.07	0	0	1,908.44
Retention Money	1,846.30	-1,846.30	0	0	0
Difference in carrying value and tax base of Financial Liability	472.07	-61.16	0	-122.08	288.83
Difference in carrying value and tax base of Non-Financial asset	837.57	0	0	0	837.57
Total Deferred Tax Liabilities	5,115.45	-1,958.53	0	-122.08	3,034.84
Deferred Tax Assets					
Provision for expense allowed for tax purpose on payment basis	83.94	-24.74	-13.24	0	45.96
Tax effect on Unabsorbed Loss	0	4,192.69	0	0	4,192.69
Difference in carrying value and tax base of Financial asset carried at Amortised Cost	990.96	-72.17	0	0	918.79
Difference in carrying value and tax base of Non-Financial Liability	139.55	0	0	0	139.55
Total Deferred Tax Assets	1,214.45	4,095.78	-13.24	0.00	5,296.99
Deferred Income Tax Liabilities (Net)	3,901.00	-6,054.31	13.24	-122.08	-2,262.15

Summary of significant accounting policies and other explanatory information to the consolidated financial statements for the year ended 31, March 2017

Note No. 44 : Tax Expense's (Contd.)

Gross deferred tax liability and assets for the year ended 31st March 2016 are as follows:

(₹ in Lakhs)

Particulars	Opening Balance 01.04.2015	Recognised in Profit and Loss	Recognised in OCI	Other	Closing Balance 31.03.2016
Deferred Tax Liabilities					
Difference between written down value/capital work in progress of fixed assets as per the books of accounts and Income Tax Act,1961.	1,827.92	131.59	0	0	1,959.51
Retention Money	2,325.10	-478.8	0	0	1,846.30
Difference in carrying value and tax base of Financial Liability	516.8	-160.62	0	115.89	472.07
Difference in carrying value and tax base of Non-Financial asset	902.17	-64.6	0	0	837.57
Total Deferred Tax Liabilities	**5,571.99**	**-572.43**	**0.00**	**115.89**	**5,115.45**
Deferred Tax Assets					
Provision for expense allowed for tax purpose on payment basis	67.03	17.05	-0.14	0	83.94
Difference in carrying value and tax base of Financial asset carried at Amortised Cost	1,230.93	-239.97	0	0	990.96
Difference in carrying value and tax base of Non-Financial Liability	209.33	-69.78	0	0	139.55
Total Deferred Tax Assets	**1,507.29**	**-292.70**	**-0.14**	**0.00**	**1,214.45**
Deferred Income Tax Liabilities (Net)	**4,064.70**	**-279.73**	**0.14**	**115.89**	**3,901.00**

Note No. 45 : Disclosures Required as per Indian Accounting Standard (Ind AS) 101- First Time Adoption of Indian Accounting Standard Transition to Ind AS

i) Overall Principle

The Company has prepared the opening balance sheet as per Ind AS as of April 1, 2015 (the transition date) by recognising all assets and liabilities whose recognition is required by Ind AS, not recognising items of assets or liabilities which are not permitted by Ind AS, by reclassifying certain items from previous GAAP to Ind AS as required under the Ind AS, and applying Ind AS in the measurement of recognised assets and liabilities.

The accounting policies that the Company used in its opening Ind-AS Balance Sheet may have differed from those that it used for its previous GAAP. The resulting adjustments arising from events and transactions occuring before the date of transition to Ind-AS has been recognized directly in retained earnings at the date of transition. However, this principle is subject to certain mandatory exceptions and certain optional exemptions availed by the Company as detailed below:

ii) Derecognition of financial assets and financial liabilities

Ind AS 101 requires an entity to assess classification and measurement of financial assets (investment in debt instruments) on the basis of the facts and circumstances that exist at the date of transition to Ind AS.

iii) Impairment of Financial Assets

Ind AS 109 "Financial Instruments" requires the impairment to be carried out retrospectively; however, as permitted by Ind AS 101, the Company, has used reasonable and supportable information that is available without undue cost or effort to determine the credit risk at the date that financial instruments were initially recognized in order to compare it with the credit risk at the transition date. Further, the Company has not undertaken an exhaustive search for information when determining, at the date of transition to Ind AS, whether there have been significant increases in credit risk since initial recognition, as permitted by Ind AS 101.

Summary of significant accounting policies and other explanatory information to the consolidated financial statements for the year ended 31, March 2017

Note No. 45 : Disclosures Required as per Indian Accounting Standard (Ind AS) 101- First Time Adoption of Indian Accounting Standard (Contd.)

iv. Deemed cost

Ind AS 101 permits a first-time adopter to elect to continue with the carrying value for all of its property, plant and equipment as recognized in the financial statements as at the date of transition to Ind AS, measured as per the previous GAAP and use that as its deemed cost as at the date of transition. This exemption can also be used for intangible assets covered by Ind AS 38.

Accordingly, the company has elected to measure all of its property, plant and equipment at their previous GAAP carrying value as on the date of transition.

Also, the company has elected to carry its investments in subsidiaries at deemed cost being carrying amount under previous GAAP on the transition date

v. Determining whether an arrangement contains a lease

The Company has applied Appendix C of Ind AS 17 for determining whether an arrangement contains a lease at the transition date on the basis of facts and circumstances existing at that date.

Explanatory notes to reconciliation between Previous GAAP and Ind AS

i) Financial assets and Financial liabilities

Under the previous GAAP, financial assets and liabilities were recorded at their transaction value less allowances for recoverability, if any. Under Ind AS, all such assets and liabilities are required to be recognised initially at fair value and subsequently at amortised cost using the effective interest rate method.

The Company has fair valued interest free security deposits, trade receivables, loans and advances and non current liabilities for this purpose, the resulting changes of which are recognised either under finance income or expenses in the Statement of profit and loss

ii) Borrowings

Under previous GAAP, transaction costs incurred in connection with borrowings are accounted upfront and charged to Statement of profit and loss in the year in which such costs were incurred.

Under Ind AS, Finance Liabilities consisting of Long Term Borrowings are to be fair valued and designated and measured at amortised cost based on Effective Interest Rate (EIR) method. The transaction costs so incurred are required to be deducted from the carrying amount of borrowings on initial recognition. These costs are recognized in Statement of profit and loss over the tenure of the borrowing as part of the interest expense by applying EIR.

iii) Proposed dividend

Under previous GAAP, in accordance with "Contingencies and Events occuring after the Balance Sheet Date", proposed dividend as recommended by the Board of Directors was recognised as liability in the period to which they relate irrespective of the approval of the shareholders.

Under Ind AS, such dividends are recognised as liability in the period in which they are approved by the shareholders or paid.

iv) Re-measurements of post-employment benefit obligations

Under previous GAAP and Ind AS, the Company recognizes cost related to its post-employment defined benefit plan on an actuarial basis.

Under previous GAAP, the entire cost, including re-measurement, are charged to Statement of profit and loss.

Under Ind AS, the actuarial gain and losses from part of remeasurements net defined benefit liability/asset which is recognised in OCI. Consequently, the tax effect on the same has also been recognised in OCI instead of statement of profit and loss.

Under Ind AS, the entity is permitted to transfer amounts recognized in the Other Comprehensive Income within equity. The Company has taken recourse of the said provision and has transferred all re-measurement costs recognized relating prior to the transition date from Retained earnings as on the date of transition as permitted under Ind AS.

v) Previous GAAP figures have been reclassified to conform with Ind AS presentation requirements.

Summary of significant accounting policies and other explanatory information to the consolidated financial statements for the year ended 31, March 2017

Note No. 45 : Disclosures Required as per Indian Accounting Standard (Ind AS) 101- First Time Adoption of Indian Accounting Standard (Contd.)

First Time Adoption of Ind AS- Reconciliations

In terms of Ind AS 101, "First time adoption of Indian Accounting Standards" the required reconciliation of equity, other comprehensive income and cash flows with respect to the figures reported under previous GAAP are as given below:

A Reconciliation of Equity as at 31st March 2016 and 1st April 2015

(₹ in Lakhs)

Particulars	As at March 31, 2016 (Previous GAAP*)	Adjustment	As at March 31, 2016 (Ind AS)	As at April 1, 2015 (previous GAAP *)	Adjustment	As at April 1, 2015 (Ind AS)
ASSETS						
(1) Non current assets						
(a) Property, plant and equipment	18,790.39	-	18,790.39	17,430.77	-	17,430.77
(b) Capital work in progress	-		-	-		-
(c) Other intangible assets	5,918.64	-	5,918.64	4,275.75	-	4,275.75
(d) Financial assets	76,364.12	-274.76	76,089.36	48,291.94	-296.92	47,995.02
(e) Financial assets	-			-		
(i) Investment	2,374.40	-	2,374.40	2,374.40	-	2,374.40
(ii) Trade receivables	5,861.95	-1,746.91	4,115.04	5,890.57	-1,987.88	3,902.69
(iii) Loans	-		-	-		-
(iv) Others	340.10	-	340.10	780.46	-	780.46
(f) Deferred tax assets(net)	35.70		35.70	23.57	-	23.57
(g) Other non current assets	316.22	927.29	1,243.51	169.31	1,297.63	1,466.94
(2) Current assets						
(a) Inventories	73,782.01	-	73,782.01	81,053.89	-	81,053.89
(b) Financial assets	-			-		
(i) Investment	-	-	-	-	-	-
(ii) Trade receivables	65,198.11	-41.98	65,156.13	44,966.17	-	44,966.17
(iii) Cash and cash equivalents	3,006.73	-	3,006.73	6,599.96	-	6,599.96
(iv) Other Bank Balances	384.26	-	384.26	219.03	-	219.03
(v) Loans	-		-	-		-
(vi) Others	2,980.02	-	2,980.02	1,441.28	-	1,441.28
(c) Current tax assets (net)	-			-		-
(d) Other current assets	8,601.94	658.71	9,260.66	8,379.27	527.21	8,906.48
TOTAL ASSETS	2,63,954.59	-477.64	2,63,476.94	2,21,896.37	-459.96	2,21,436.40
EQUITY AND LIABILITIES						
EQUITY						
(a) Equity share capital	4,145.46	-	4,145.46	2,072.73	-	2,072.73
(b) Other equity	69,369.14	665.82	70,034.96	63,576.98	719.49	64,296.46
Non Controlling	1.78	-	1.78	1.78	-	1.78
LIABILITIES						
(1) Non current liabilites						
(a) Financial liabilites	-			-		
(i) Borrowings	61,744.18	-253.45	61,490.73	47,249.81	-319.97	46,929.84
(ii) Trade payables	-		-	-		-
(iii) Other financial liability	2,277.25	-440.53	1,836.71	2,067.28	-624.23	1,443.05
(b) Provisions	178.14	-	178.14	129.18	-	129.18
(c) Deferred tax liabilites (net)	3,938.39	-37.39	3,901.00	4,085.99	-21.30	4,064.70
(d) Other non current liabilties	0.00	201.23	201.23	5,797.99	403.23	6,201.22
(2) Current liabilites						
(a) Financial liabilites						
(i) Borrowings	77,160.12	-	77,160.12	59,004.91	-	59,004.91
(ii) Trade payables	30,673.92	-	30,673.92	22,879.74	-	22,879.74
(iii) Other financial liability	7,492.19	-46.91	7,445.28	5,024.83	-42.45	4,982.38
(b) Other current liabilites	2,656.96	182.00	2,838.96	6,826.35	173.67	7,000.03
(c) Provisions	765.08	-748.41	16.67	760.61	-748.41	12.20
(d) Current Tax Liabilities (net)	3,551.98		3,551.98	2,418.18		2,418.18
TOTAL EQUITY & LIABILITY	2,63,954.59	-477.64	2,63,476.94	2,21,896.37	-459.96	2,21,436.40

Summary of significant accounting policies and other explanatory information to the consolidated financial statements for the year ended 31, March 2017

Note No. 45 : Disclosures Required as per Indian Accounting Standard (Ind AS) 101- First Time Adoption of Indian Accounting Standard (Contd.)

B Reconciliation of Statement of Profit and Loss for the year ended March 31, 2016 (₹ in Lakhs)

Particulars	As per previous GAAP *	Ind Adjustment	Ind AS
INCOME			
Revenue from operation	2,34,684.55	-415.56	2,34,268.99
Other income	177.01	1,848.99	2,026.00
(A) TOTAL INCOME	2,34,861.56	1,433.43	2,36,294.99
EXPENSES			
Cost of materials consumed	1,76,652.64	-	1,76,652.64
Employee benefits expense	4,730.10	0.40	4,730.50
Finance costs	11,160.18	1,618.75	12,778.93
Depreciation and amortisation expense	3,458.03	-143.03	3,315.00
Other expenses	27,634.42	16.58	27,651.00
(B) TOTAL EXPENSES	2,23,635.37	1,492.69	2,25,128.06
Profit/(Loss) before tax (C-D)	11,226.19	-59.26	11,166.93
Tax Expense:			
(1) Current Tax	2,760.69	-	2,760.69
(2) Income Tax for earlier years	-	-	
(3) Deferred Tax	-364.11	-84.38	-279.73
Total Profit/(Loss) for the period (E)	8,829.60	25.12	8,685.97
OTHER COMPREHENSIVE INCOME			
i. Items that will not be reclassified to Profit or Loss	-	0.40	0.40
ii. Income Tax relating to items that will not be reclassified to Profit or Loss	-	-0.14	-0.14
Total Other Comprehensive Income (F)	-	0.26	0.26
Total Comprehensive Income for the period (E+F)	8,829.60	25.38	8,686.23

C Reconciliation of Total Equity as at 31st March 2016 and 1st April 2015 (₹ in Lakhs)

Particulars	As at 31st March 2016	As at 1st April 2015 (Date of Transition)
Total equity (shareholders' funds) under Previous GAAP	73,514.60	65,649.71
Add/(less):- Adjustments for Ind AS:		
Impact on total assets measured at amortised cost	-477.64	-459.96
Impact on Non Current liability measured at amortised cost	239.30	221.00
Impact on Current liability measured at amortised cost	-135.10	-131.22
Loans and borrowings being measured at amortised cost	253.45	319.97
Deferred tax on above adjustments	37.39	21.30
Derecognition of Proposed Dividend including DDT	748.41	748.41
Total adjustment to equity	665.82	719.49
Total equity under Ind AS	74,180.42	66,369.20

Summary of significant accounting policies and other explanatory information to the consolidated financial statements for the year ended 31, March 2017

Note No. 45 : Disclosures Required as per Indian Accounting Standard (Ind AS) 101- First Time Adoption of Indian Accounting Standard (Contd.)

D Reconciliation of Cash Flow Statement as at 31st March 2016

(₹ in Lakhs)

Particulars	Year ended 31st March 2016		
	As per IGAAP	Ind AS Adjustments	As per Ind AS
Net cash flows from Operating Activities	9,767.48	434.10	10,201.58
Net cash flows from Investing Activities	-34,493.37	789.98	-33,703.39
Net cash flows from Financing Activities	17,665.85	-1,224.07	16,441.78
Net increase (decrease) in cash and cash equivalents	-7,060.04	-0.00	-7,060.04
Cash and cash equivalents at the beginning of the period (Including Bank overdraft)	6,595.64	-0.00	6,595.64
Cash and cash equivalents at the end of the period (Including Bank overdraft)	-464.40	-0.00	-464.40

Note No. 46 : Additional Information, as required under Schedule III to the Companies Act, 2013, of enterprises consolidated:-

(₹ in Lakhs)

Name of the Entity	Net Assets (Total Assets minus Total Liabilities)		Share in Profit /Loss		Share in Other Comprehensive Income		Share in Total Comprehensive Income	
	%	Amount	%	Amount	%	Amount	%	Amount
Parent Company								
MBL Infrastructures Ltd.	94.00%	65,734	100.26%	(6,597)	-	-	100.2 %	(6,597)
Subsidiaries					-			
AAP Infrastructure Ltd.	3.39%	2,372	0.19%	(12)	-	-	0.19%	(12)
MBL Highway Development Company Ltd.*	7.31%	5,110	0.00%	-	-	-	0.00%	-
MBL (MP) Toll Road Company Ltd.	2.46%	1,721	-0.46%	30	-	-	-0.46%	30
MBL Projects Ltd.	4.24%	2,966	0.05%	(3)	-	-	0.05%	(3)
MBL (MP) Road Nirman Company Ltd.*#	5.69%	3,977	0.00%	-	-	-	0.00%	-
MBL (Haldia) Toll Road Company Ltd.	0.01%	7	0.00%	0	-	-	0.00%	0
Suratgarh Bikaner Toll Road Company Private Ltd.*	24.32%	17,007	0.00%	-	-	-	0.00%	-
MBL (CGRG) Road Limited*#	0.01%	5	0.00%	-	-	-	0.00%	-
MBL (Udaipur Bypass) Road Limited#	0.01%	4	0.02%	(1)	-	-	0.02%	(1)
MBL (GSY) Road Limited*#	0.01%	5	0.00%	-	-	-	0.00%	-
Minority Interest in all Subsidiaries	3.77%	2,634	0.00%	-	-	-	0.00%	-
Consolidation Adjustments/Elimination	-45.21%	(31,612)	-0.06%	4	-		-0.06%	4
Total	100.00%	69,930	100.00%	(6,579)	-	-	100.00%	(6,579)

* Project under construction

Step-down subsidiaries MBL projects Ltd.

Summary of significant accounting policies and other explanatory information to the consolidated financial statements for the year ended 31, March 2017

Note No. 47 : Financial and Derivative instrument's

i) ECB with currency swaps outstanding

(₹ in Lakhs)

Particulars	As at 31st March, 2017	As at 31st March, 2016	As at 1st April, 2015
For long term maturities	-	-	-
For Short term maturities	-	199.00	882.97
Total	-	199.00	882.97

ii) Unhedged ECB outstanding

(₹ in Lakhs)

Particulars	As at 31st March, 2017	As at 31st March, 2016	As at 1st April, 2015
For long term maturities	17,954.87	20,833.25	21,876.77
For Short term maturities	4,712.87	2,794.22	2,257.83
Total	22,667.74	23,627.47	24,134.60

iii) Foreign currency transactions

Particulars	As at 31st March, 2017	As at 31st March, 2016
Interest	509.68	1,288.86
Bank Charges	0.77	0.15
ECB Repayment	647.86	2,611.76

Note No. 48 : Segment Reporting

The company's operations consists of "Construction/Project Activities" and there are no other reportable segment under Ind AS-108 as identified by the Chief Operating Officer of the company.

Note No. 49 :

Disclosure pursuant to Regulation 34(3) read with Sch V A(2) of the Securities and Exchange Board of India (Listing Obligations and Disclosure Requirements) regulations, 2015 are given in note no. 37.

Note No. 50 : Information related to Consolidated Financial Statements

The company is listed on stock exchange in India, the Company has prepared consolidated financial as required under Ind AS 110, Sections 129 of Companies Act, 2013 and listing requirements. The consolidated financial statement is available on company's web site for public use.

Note No. 51 :

As on March 31, 2017, the overdue financial obligations to banks/financial institutions (28 in nos.) (Nil) were ₹1,93,370.67 Lakhs (Nil) of which maximum overdue period was 180 days (Nil).

Note No. 52 :

In accordance with the provisions of "Indian Accounting Standard (Ind AS) -36 - Impairment of Assets", the company has made an assessment of the recoverable amount of assets based on higher of the value in use considering its projected scale of operations, prevailing market conditions, future cash flows and future growth projections and estimated net selling price of the assets pertaining to its various Cash Generating Units and found recoverable amount of these assets to be higher as compared to carrying value of assets in its Financial Statements. Accordingly, management considers that there is no need for the provision on account of impairment of assets.

Summary of significant accounting policies and other explanatory information to the consolidated financial statements for the year ended 31, March 2017

Note No. 53 :

Pursuant to Notification No. GSR 308(E) dated 30th March, 2017, Details of Specified Bank Notes (SBNs) (₹ 500 and ₹ 1,000 notes) held and transacted during the period from 8th November to 30th December, 2016 as provided in the below table :-

(₹ in Lakhs)

Particulars	SBNs	Other denomination	Total
Closing cash in hand as on 08.11.2016	412.43	2.75	415.18
Add :- Permitted receipts	8.79	83.28	92.07
Less :- Permitted payments	-	20.19	20.19
Less :- Amount deposited in Banks	421.22	42.08	463.30
Closing cash in hand as on 30.12.2016	**-**	**23.76**	**23.76**

Note No. 54 :

The company has a regular programme of physical verification for its inventory and fixed assets. Further, during the year physical verification of significant part of inventory and fixed assets has been carried out by an independent firm of professionals and technical consultant and no material discrepancy were found.

Note No. 55 :

The company is under Corporate Insolvency Resolution Process w.e.f. 30th March , 2017 vide National Company Law Tribunal, Kolkata Bench(NCLT) order dated 30th March 2017. Interim Resolution Professional was appointed and has been subsequently replaced by Resolution Professional vide NCLT order dated 18th May 2017. The moratorium period under corporate insolvency resolution process under IBC is for a period of 180 days which can be further extended for a period not exceeding 90 days i.e. till 23rd December, 2017. In case resolution plan is not approved by or is rejected by Hon'ble NCLT within 23rd December, 2017 it shall pass an order for the liquidation of the company under IBC. In such an event the company may not be an ongoing concern and the financial statements have to be recasted.\ Note No. 56 :

The company is under Corporate Insolvency Resolution Process w.e.f. 30th March , 2017 vide National Company Law Tribunal, Kolkata Bench(NCLT) order dated 30th March 2017. Interim Resolution Professional was appointed and has been subsequently replaced by Mr. Sanjeev Ahuja, Resolution Professional vide NCLT order dated 18th May 2017. The time allowed for resolution is 180 days from 30th March, 2017 which can be extended by further period of not more than 180 days.

Note No. 56 :

These financial statements have been approved by Board of Directors of the Company in their meeting dated May 29, 2017 for issue to the shareholders for their adoption.

Note : 1 to 56 are annexed to and form an integral part of the Balance Sheet and Statement of Profit & Loss.

AUDITOR'S REPORT

In terms of our report of even date annexed hereto

For **Agrawal S. Kumar & Associates**
Chartered Accountants
Firm Registration No.322324E

Hitesh Lilha
Partner
Membership No. 069536

Place: New Delhi
Dated : 29th May 2017

For and on behalf of the Board

Anubhav Maheshwari
Company Secretary

Anjanee Kumar Lakhotia
Director
DIN-00357695

Darshan Singh Negi
Chief Financial officer

Ashwini Kumar Singh
Director
DIN- 00365901

MBL

Creating Highways to success

If undelivered, please return to:
Registered Office
"Divine Bliss"
2/3, Judges Court Road
1st Floor, Kolkata 700 027

A TRISYS PRODUCT