SHAKTI

PUMPING LIFE

Date:-14.10.2017

To,	To,
The Manager, Listing Department The National Stock Exchange of India Ltd. Exchange Plaza, BKC, Bandra (E) Mumbai 400051	The Manager Listing Department BSE Limited Phiroze Jeejeebhoy Towers, Dalal Street, Mumbai, 400001

Dear Sir,

SCRIP CODE:-BSE -531431, NSE- SHAKTIPUMP.

Sub: - Submission of Annual Report of the Company for the financial year 2016-17.

Pursuant to the regulation 34(1) of SEBI (Listing Obligation and Disclosure Requirements) Regulations, 2015. We enclosing herewith annual report of the Company for the year ended 31st March 2017.

You are requested to take the same on your record.

Thanking You,

Yours Faithfully

For: Shakti Pumps (India) Limited

Ravi Patidar
Company Secretary
M.No.A32328

SHAKTI PUMPS (INDIA) LIMITED

Shakti Pumps (India) Ltd.
Annual Report **16-17**

SHAKTI
PUMPING LIFE

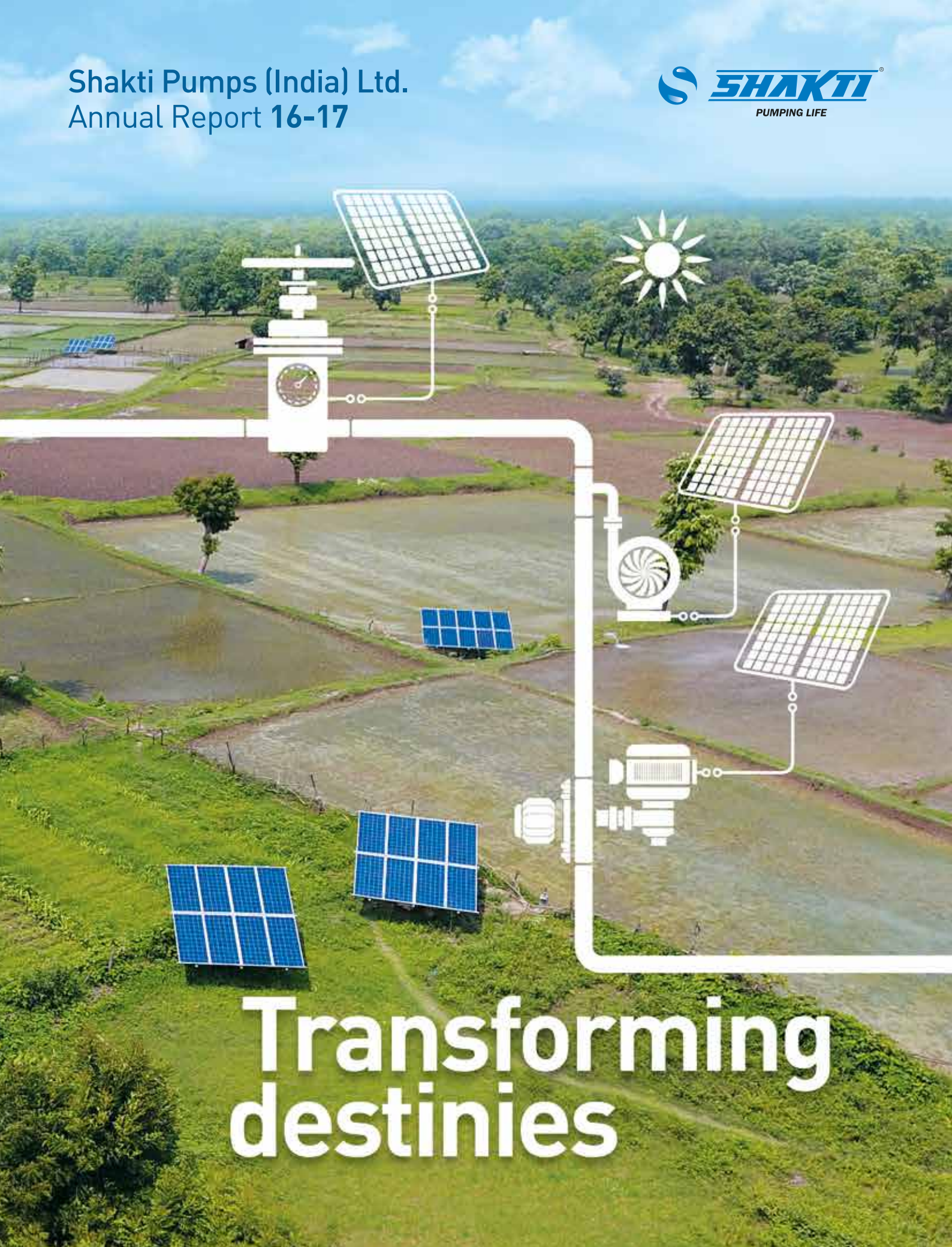

Transforming destinies

Forward looking statement

In this Annual Report, we have disclosed forward-looking information to enable investors to comprehend our prospects and take investment decisions. This report and other statements - written and oral – that we periodically make contain forward-looking statements that set out anticipated results based on the management's plans and assumptions. We have tried wherever possible to identify such statements by using words such as 'anticipate', 'estimate', 'expects', 'projects', 'intends', 'plans', 'believes', and words of similar substance in connection with any discussion of future performance.

We cannot guarantee that these forward-looking statements will be realised, although we believe we have been prudent in assumptions. The achievements of results are subject to risks, uncertainties, and even inaccurate assumptions. Should known or unknown risks or uncertainties materialise, or should underlying assumptions prove inaccurate, actual results could vary materially from those anticipated, estimated, or projected. Readers should keep this in mind. We undertake no obligation to publicly update any forward-looking statements, whether as a result of new information, future events or otherwise.

Content

Corporate identity **02**

How we have grown our business across the decades **04**

How solar pumps are transforming lives across the agricultural eco-system **10**

How we have created a sustainable business model over the years of our existence **16**

The impact of our business model **20**

Shakti Pumps in nutshell **21**

The outlook for Shakti Pumps **22**

The DNA of Shakti Pumps **23**

Product portfolio **24**

Chairman's overview **28**

Management discussion and analysis **31**

Notice **38**

Board report **51**

Corporte governance report **75**

Financial section **91**

India intends to double farmer incomes by 2022.

The revolution needs out-of-the-box thinking and action to reconcile technology with tradition.

One area where this process has already begun is the solar pumps segment.

A stainless steel pump with intrinsically high efficiency combined with high-performance solar panels.

The solar pumping solution is a proven model which is already transforming destinies across India.

Through 24X7 availability of power, higher throughput and increased convenience.

A solar pumps revolution – a giant leap towards increasing farm incomes.

SHAKTI PUMPS IS INDIA'S LEADING SOLAR PUMPS MANUFACTURERS WITH CREDIBLITY.

Vision

To become a company that constantly strives for quality and customer satisfaction by providing best pumping solutions with global benchmarks and to be a company which integrates Health, Safety and Environmental considerations into all its business decisions and activities, such there will be:

Zero accident

Zero liquid discharge

Zero carbon foot print.

To excel with an emphasis on best business and ethical practice with strong organisational values justifying the interest of all stakeholders.

Mission

To work relentlessly towards coming closer to our vision statement by offering best working environment and training focusing on integrity and ethics.

To empower the workforce to offer products and services that exceeds customer expectations by providing value for money and ensure handsome return to our employees and shareholders.

To create a safe workplace by reducing injuries, accidents and environmental impact for current and future generations.



The combination of energy-efficient stainless steel pumps and solar energy represents the coming together of two cutting-edge technologies.

When this cutting-edge product can be made accessible across the large underserved segment of the population, significant benefits can be expected.

Shakti Pumps aspires to empower industries, corporates and farmers through energy-efficient agricultural, solar, industrial and residential pumps.

Resulting in effective cost management, higher labour productivity and increased efficiency.

Joining hands with the government to make better and more prosperous India.

Background

Having commenced operations in 1982, Shakti Pumps is now one of India's most reputed manufacturers of energy-efficient submersible pumps. With a manufacturing capacity of 5,00,000 pumps per annum, the Company services the needs of agricultural, industrial, domestic and horticultural sectors.

Shakti Pumps is a pioneer in the manufacture of energy-efficient stainless steel pumps and motors. State-of-the-art technology, high-tech processes and innovative designs have allowed Shakti Pumps to carve a niche for itself in the market and emerge as a globally-competitive manufacturer.

Shakti Pumps is committed to achieve total customer satisfaction by manufacturing high quality pumps, meeting global benchmarks, providing timely supply and excellent services through team work and continual improvement.

Presence

The Company's manufacturing units are located in Pithampur DTA and Pithampur SEZ (Indore, Madhya Pradesh). The Company's products are marketed through a network comprising 550 domestic and 90-plus overseas dealers.

Environment protection

Shakti Pumps is committed to environmental protection, health, safety and welfare of our employees, and meeting expectations of other interested parties including the society. Shakti Pumps shall endeavour to:

Act within the framework of an Integrated Management System which comprises ISO 9001:2008 Quality Management Systems, ISO 14001:2004 Environment Management System and OHSAS 18001:2007 Occupational Health and Safety Management System

Manufacture high quality products, minimise pollution and injury or ill-health and seek improvement in the efficient use of natural resources

Adhere to all applicable statutory requirements related to product, environment, health, safety and employee welfare

Engage in the steady improvement of quality, environment, health, safety and social performance parameters and motivate employees towards achieving this goal

Engage in ongoing training and motivation of its employees to pay attention to product quality, health, safety, environment and social responsibility

Infrastructure

Shakti Pumps has state-of-the-art plants along with high-tech machineries and a skilled manpower base help meet the standards of the international market. An annual manufacturing capacity of 500,000 pumps enables the Company to meet changing market demands and comply with stringent regulations.

Shakti Pumps makes full use of a well-developed and highly-motivated R&D department as well as advanced fabrication technology, best materials and methods to create pioneering products.

The Company has installed a computerised testing facility to measure the performance of the pumps produced and compare them with products available in the international market.

Portfolio

The Company offers 1,500 pump variants that supply fresh drinking water to communities, agricultural, boosting water pressure in high-rises and hotels, aid in firefighting and facilitate waste management schemes in rural and urban communities, among others.

Exports

The Company is among the most prominent pump exporters from India and has a presence in more than 100 countries across the globe.

Quality

The Company has invested in cutting-edge manufacturing technologies and equipment from technology leaders like Mazak among others for advanced technological solutions. The Company's manufacturing units are ISO 9001-2008, ISO 14001:2004 and OHSAS 18001:2007-certified.

Listing

The Company's shares are listed and traded on the Bombay Stock Exchange (stock code: 531431) and the National Stock Exchange (stock code: SHAKTIPUMP). The Company's market capitalisation as on 31st March 2017 stood at ₹360 crore.

Awards and accolades

The Company was conferred with the Indian Exporter's Excellence Award 2015 in the 'Best Focus Product Exporter' category By ECGC – Dun & Bradstreet

The Company was awarded the Trophy for Excellence at the Make in India National Conclave 2014 in the 'Excellence in the Field of Industry' category.

The Company was honoured with the Udyog Ratan Award by the Institute of Economic Studies (New Delhi) and Excellence Award by the Institute of Economic Studies (Bangalore) for 2014.

The Company was bestowed the 'Special Contribution' award by the Engineering Export Promotion Council in the 'Large Enterprise' category for being the 'Highest Exporter in Thrust Markets for Thrust Products' for 2014.

The Company was recognised as the Best SEZ Exporter by ECGC and Outstanding Pump Company by EPC.

How we have grown our business across the decades

1982
Started as SSI unit by the Indore-based Patidar family

1986
Commenced operations at a full-fledged manufacturing unit

1989
Received BIS certificate

1995
Became a public limited company; announced initial public offerings and got listed on the BSE

1998
Received ISO 9001:2000 certification, focused on direct exports

2003
Received 'CE mark'; extended exports presence to 20 countries

2006
Received 'One-Star-Export House' status, re-certified with ISO 9001:2000

2007
Implemented SAP across verticals; widened geographical footprint to 50 countries

2008
Commissioned SEZ unit; expanded DTA unit capacity to 4.5 lac pumps

2009
Became the first company to receive '5-star' rating from BEE in the pumps segment

2010
Introduced booster pumps and resin-cooled motors; widened pump range up to 250 HP

2012
Completed separate booster pump unit; launched solar pumping solutions

2013
Received the 'Best SEZ Exporter – ECGC and Outstanding Pump Company' award

Amitabh Bachchan roped in as the brand ambassador

2014
Received the 'Corporate Excellence' award at the Make in India National Conclave

2015
Received 'ECGC - D&B Indian Exporter's Excellence Award' in the 'Best Focus Product Exporter' category

Received ISO 14001:2004 and OHSAS 18001:2007 certifications

2016
Emerged as one of the largest solar pumping manufacturers; collaborated with IIT Delhi for product improvement

2017
Launched a best-in-class motor

Our customers are at the heart of our country's development agenda

more than 550 | Dealers across 13 states in India

Our performance

At Shakti Pumps, we aim to create a company catalysed by innovative business strategies and respected for its ability to add value at the hands of its stakeholders.

Focus on solar pumps segment to drive growth

Increase share of non-Middle Eastern exports

Grow presence in new industrial markets

Move up the value chain across the retail segment

Key focus areas

Increase focus on solar pump business

Reinforce ties with like distributors and consultants

Strengthen presence in the US, Asian and African markets

Recruit, train and retain quality intellectual resources

Create value for stakeholders

Measuring our performance ambition

Profitable growth

Total income: Grew by 51% in FY2016-17

EBIDTA margin: Grew 375 bps to 14.6% in FY2016-17

Financial mechanics

Average cost of debt: 10.9%, 2016-17

Debt-equity ratio: below 0.5 as on 31 March 2017

Interest cover: 3.8x as on 31 March 2017

Shakti Pumps.
Indian origin. Global player.

Shakti Pumps is present across all the regions globally. We are aiming at penetrating deeper across every region. New products along with association with better dealers and distributors and consultants will lead future growth.

100 countries | Number of countries where Shakti Pumps has an export presence with three subsidiaries and more than 90 dealers

Indicates where Shakti Pumps is present.

Map not to scale

Range

Capitalising on cutting-edge technologies, we have developed one of the largest range of energy-efficient pumps, benefitting individuals, communities and nations.

Equipment

Efficient resources use and environment-friendly infrastructure have allowed us to manufacture energy-efficient pumps for irrigation, construction, hospitality, water purification, waste water treatment, and firefighting systems, among others.

How solar pumps are transforming lives across the agricultural ecosystem – a case study of the village of Madansuri

"For the last two years the Gujarat Green Revolution Company has been assigned by the Indian Government to provide subsidy to farmers in remote areas to install solar pumps because electricity connections were not available. We installed around 300 solar water pumps and the feedback was positive."

- R.K Sugoor, Joint Managing Director, GGRC

"After one installs a solar pump, there are no follow-on costs, Secondly, it extends where conventional electricity may not reach, Thirdly, the remote monitoring device in the pump can be used to measure not only the water quantity used for irrigation but also identify malfunctions – even while sitting at home!"

- P.P Donaga, AD, AI and MIS Chief, GGRC

"I am an Indian who had lived in London for 30 years, but my agricultural roots drew me back home. Diesel pumps are expensive; so when I read about a government scheme to install a subsidised Shakti solar pump, I opted for it. The GGRC scheme and Shakti solar pump proved cost-effective, saving about Rs.800 per day over a diesel alternative."

- Vijaybhai Patel, farmer

"My village Madansuri had a water scarcity problem; 80% of the problem was solved with just two Shakti solar pumps. The women and girls of our village do not need to walk three kilometres for fresh water, can devote more time to household work and pursue educational courses at school. Shakti Pumps has indirectly driven education in our village."

- Kapil Bhaskar Rao, resident, Madansuri

"Thanks to the two Shakti solar pumps installed at Madansuri I can now go to school and devote more time to my studies as fetching water has become easier and less time-consuming."

- Dipali Venkat, student, Madansuri

"The Shakti pump team surveyed the area around our village Madansuri for the availability of groundwater. They found water there but no electricity. By gifting us a solar pump, they solved our water scarcity problem. Shakti Pumps has blessed our village!"

- Shivaji Mane, village head, Madansuri

"In Madansuri village of Maharashtra's Latur district, water scarcity was a problem. To deal with this, the Shakti team conducted two excavations and generated quality water. The management deployed the Shakti solar pump to meet freshwater demand in Madansuri."

– Mahadev Chinpalle and Vishnu Kataria, Shakti Pumps

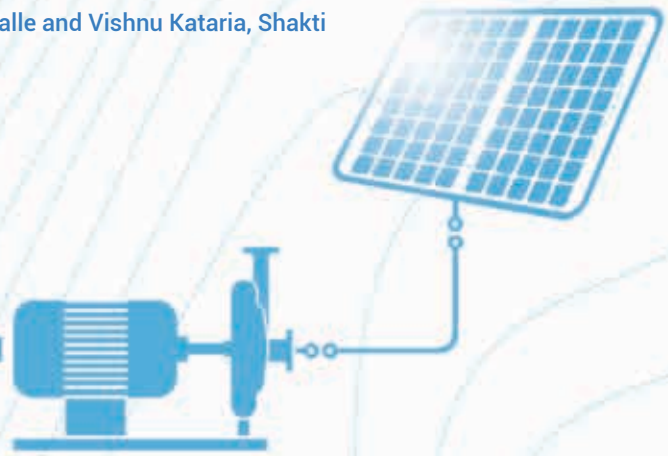

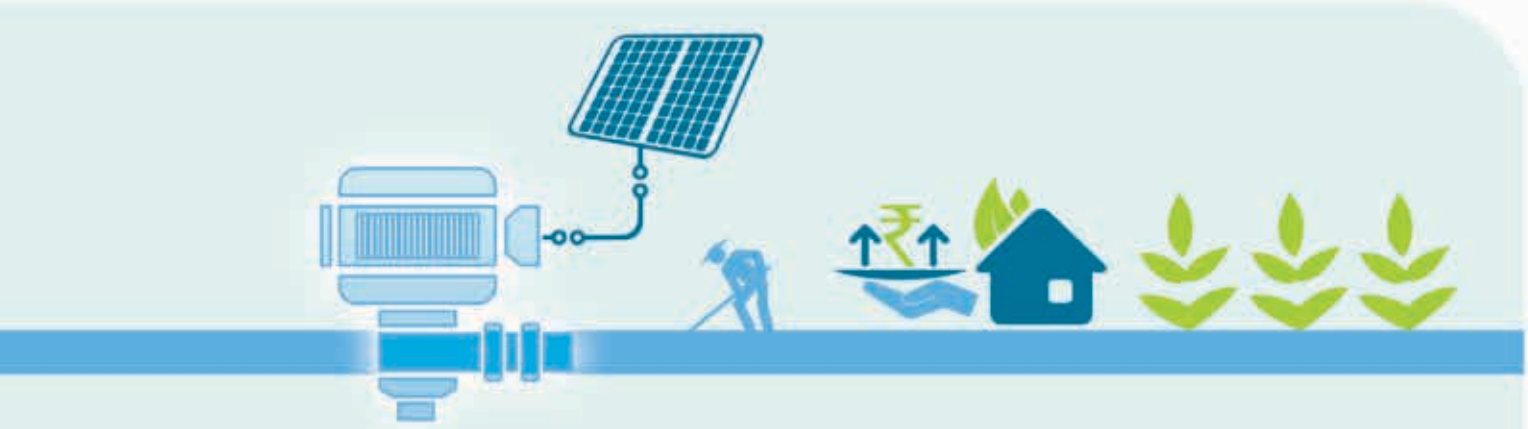

DRIVING THE SOLAR PUMP REVOLUTION

Enhancing farmer incomes and driving national prosperity

The Indian solar pumps industry lies at the convergence of ambitious national policies.

The Government of India has targeted a100,000 MW solar power capacity by 2022. In a country where >60% of the power is generates through fossil fuels, the need for ecological preservation and clean air cannot be overstated.

Interestingly, the Government of India has set another ambitious target: doubling farmer incomes by 2022!

The big question is can these twin targets be achieved?

It would be relevant to mention here that India's solar capacity has touched 12 GW.

Besides, real farmer incomes have grown at a 10-year CAGR (FY2003 to FY2013) of a mere 3.5%, implying that doubling incomes by 2022 would mean raising this growth average to a challenging 12%. *(Source: Indian Council for Research on International Economic Relations).*

The game-changing reality is that the cost of solar energy has declined substantially in the last couple of years. This has been primarily due to lowered solar panel prices and reduced costs of financing which has enabled it to compete effectively with fossil fuels. The result is that a combination of competitiveness and inclusiveness can build a solar-powered India faster. Besides, the wider introduction of solar energy can moderate power subsidies of State Electricity Boards.

Shakti Pumps is attractively placed to capitalise on the growing preference for solar energy. The Company is the largest manufacturer of energy-efficient solar pumps in India capable of discharging increased water with similar levels of electricity consumption.

Giving hope to farmers. Strengthening prospects for the country.

Suryadev Singh, Sabalpur, Bihar

"The biggest problem in farming today? Labour costs. Ever since economic development picked up in the state, our Bihari brethren have begun to return to their homes. Nevertheless, our labour costs continued to increase. It is not as if we had a lot of surplus profit to distribute. So, each time we were faced with a demand for more pay, we could offer a promise to invest in farm mechanisation. But you know how things are; something or the other inevitably gets stuck. This was until we got this subsidised solar pump from the State Government. We all knew that *bijli mein bachat hogi* but the reality was that we also were able to curtail our labour costs. Work got done faster. So you know who are the biggest supporters of the solar pump in our village? All the wives!"

Dinesh Solanki, Neemuch, Madhya Pradesh

"What people in cities and towns need to understand is when they engage in a business they have a reasonable idea of what price they will get for their service. When they work for a month, they know the salary they will receive. Farmers do not have such an assurances or securities. We toil in our fields for months and only hope that there is no bumper harvest that depresses realisations. In such an occupation, we are always seeking new ways of reducing costs. And here too the role is rather limited. How can one reduce costs in an inflationary economy? It is in this context that the solar pump has proved to be a *zabardast chamatkaar*. There is no diesel to pay for! The result is that someone like can take home a considerable amount of savings and improve my family's lifestyle!"

Sanjeev Jain, Chief engineer, Chhattisgarh State Renewable Energy Development Agency

"Baloda Bazar, a village in Chhattisgarh was facing a water crisis causing farmers to migrate. Consequently, the Chhattisgarh Renewable Energy Development Authority and Shakti Pumps started installing solar pumps under the aegis of the Saur Sujala Yojana (launched in November 2016 in Raipur and thereafter expanded nationwide). The Ministry of New and Renewable Energy introduced this scheme to aid farmers affected by issues related to power connectivity – both conventional and diesel-run. In line with this agenda, we plan to install 51,000 pumps (capacity ranging from 1 to 5 HP) over the next three years. ~12,000 pumps were installed during FY2016-17 and ~20,000 pumps will be installed during FY2017-18 at a cost of ₹5,000 to ₹20,000 for each installation. ~2,000 of these pumps were manufactured by Shakti and have been an absolute boon for the farming community in this geography."

A large part of India still lacks access to quality electricity

A number of Indian hinterlands are yet to be connected with power lines or provided with uninterrupted power. Farmers rely on water sellers, increasing farming costs – sometimes as high as 50% of the total input cost for farming. With the government subsidising cost of solar pumps in the country, it is becoming easier for farmers to install pumps in their fields, even in the remotest parts of the country where no grids are present. It provides them with power for irrigation as well as other household needs.

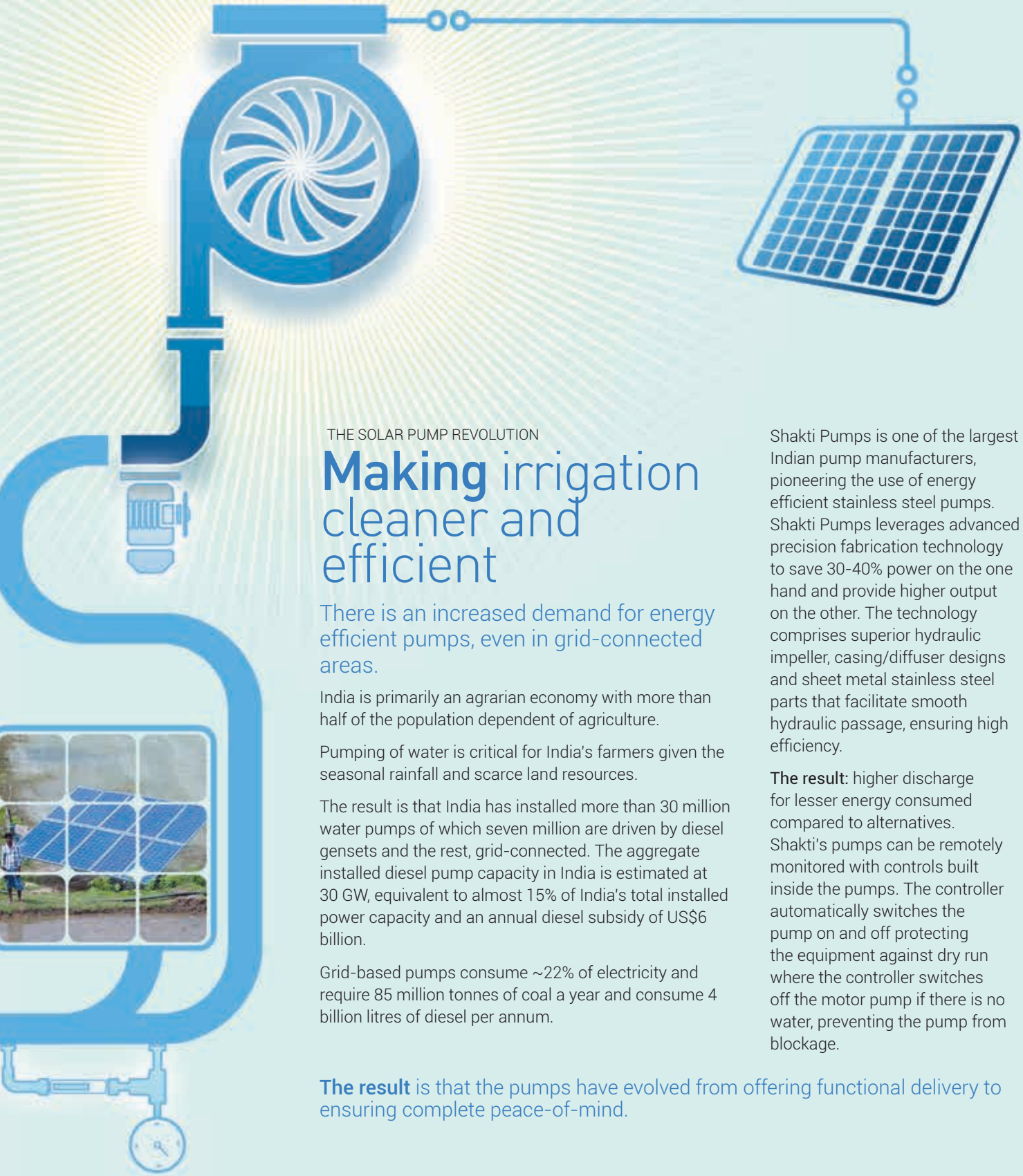

THE SOLAR PUMP REVOLUTION

Making irrigation cleaner and efficient

There is an increased demand for energy efficient pumps, even in grid-connected areas.

India is primarily an agrarian economy with more than half of the population dependent of agriculture.

Pumping of water is critical for India's farmers given the seasonal rainfall and scarce land resources.

The result is that India has installed more than 30 million water pumps of which seven million are driven by diesel gensets and the rest, grid-connected. The aggregate installed diesel pump capacity in India is estimated at 30 GW, equivalent to almost 15% of India's total installed power capacity and an annual diesel subsidy of US$6 billion.

Grid-based pumps consume ~22% of electricity and require 85 million tonnes of coal a year and consume 4 billion litres of diesel per annum.

Shakti Pumps is one of the largest Indian pump manufacturers, pioneering the use of energy efficient stainless steel pumps. Shakti Pumps leverages advanced precision fabrication technology to save 30-40% power on the one hand and provide higher output on the other. The technology comprises superior hydraulic impeller, casing/diffuser designs and sheet metal stainless steel parts that facilitate smooth hydraulic passage, ensuring high efficiency.

The result: higher discharge for lesser energy consumed compared to alternatives. Shakti's pumps can be remotely monitored with controls built inside the pumps. The controller automatically switches the pump on and off protecting the equipment against dry run where the controller switches off the motor pump if there is no water, preventing the pump from blockage.

The result is that the pumps have evolved from offering functional delivery to ensuring complete peace-of-mind.

How we have built a sustainable business model over the years of our existence

Overview

At Shakti Pumps, our singular objective is improving consistently and set new benchmarks for ourselves.

From a one-country presence in 2000 to 100+ countries today

From a recall centred on operational excellence to holistic responsibility

From manual interventions to a combination of manual-cum-technological interventions

From individual-driven to institutionalised processes

How we do business

At Shakti Pumps, we have evolved our business model in line with technological developments and the demands of customers and the nation at large.

The Government of India has envisaged doubling farmer incomes by 2022 through technology and equipment-led productivity improvement.

Sectoral context

Fiscal burden
There are more than 20 million electrified pumps in India used for agriculture, consuming nearly 170 billion units, either free-of-cost or at highly subsidised rates. This is draining the fiscal health of the discoms. Agriculture consumed 22% of the electricity in the country while generated only 8% of the revenues for the discoms. Solar pumps on the other hand consume zero electricity and can potentially save significant money and electricity in the country.

Power transmission
The Central Government has pledged for 'Power for All' by 2019 in which solar power plays an important role. Solar pumps play an important role as the excess power generated by the panels post-usage for irrigation can light up the households of farmers.

Energy efficiency
The overall size of energy efficiency market is estimated to be ₹74,000 crore. Till now, only 5% of this market has been tapped through ESCO mode mainly in the areas of lighting and some industrial applications. In order to develop a viable ESCO industry, Ministry of Power has set up Energy Efficiency Services Limited (EESL), a joint venture of NTPC Limited, PFC, REC and Powergrid to facilitate implementation of energy efficiency projects. EESL will work as ESCO, as a consultancy organisation for CDM, energy efficiency and as a resource centre for capacity-building of SDAs, utilities and financial institutions. Energy Efficiency Services Limited (EESL) plans to replace 10 lac inefficient agricultural pump sets with BEE (Bureau of Energy Efficiency) star-rated pumps with electrical control panels.

Solar impetus
The government intends to enhance India's solar capacity to 100 GW by 2022. Solar-powered pumps will help achieve this goal and provide clean and green energy to farmers cost-effectively.

Farmer prosperity
The Government of India has envisaged doubling farmer incomes by 2022 through technology and equipment-led productivity improvement, offering them a higher share of profitability.

Governmental initiatives
Various programmes such as Smart Cities and Swachh Bharat are expected to boost demand for energy-efficient pumps in the domestic market.

Growing urbanisation
Growing urbanisation is expected to drive real estate demand which, in turn, will drive demand for pumps in the country.

Legislative support
The Ministry of New and Renewable Energy and several State Governments have started promoting solar water pumps for agriculture. Solar water pumps come under the off-grid PV scheme of the JNNSM and offer up to 30% capital subsidy. The demand under the subsidy scheme is expected to be double solar pumps in 2017-18.

Consumption potential
Various projects such as the Swachh Bharat Abhiyan, Ganga cleaning, river connecting, Housing for All and rural electrification are expected to drive the growth of this sector.

The credibility of our products is fortified through the various certifications – UL, CE, BIS and ISO among others and one of the largest portfolio of five-star rated products from the Bureau of Energy Efficiency.

Addressing the sectoral context

Long-term
At Shakti Pumps we have focused on creating a business model aimed at generating long-term sustainability.

Range
To address the diverse sectoral requirements, we have created a wide range of stainless steel pumps and motors catering to the requirements of agriculture, horticulture, industrial, hospitality and domestic segments. The products are energy-efficient, ensure low maintenance, last longer and have better discharge capacities.

Credibility
The credibility of our products is fortified through the various certifications – UL, CE, BIS and ISO among others and one of the largest portfolio of five-star rated products from the Bureau of Energy Efficiency. This has created strong recall value and credibility for brand Shakti.

Footprint
In line with the growing demand across the globe, we have created a strong network across 100 countries, serviced through three global subsidiaries and 90+ dealers.

Governance
At Shakti Pumps, we have consciously focused on creating a business which is built around trust. Besides, the Company has created a robust governance framework comprising an experienced Board of Directors. The Company communicates regularly with stakeholders to inform them about the latest corporate developments.

Our intangibles

Brand
The Shakti brand stands for world-class quality, robustness, credibility, ethics, trust and value-for-money.

Technology focus
Shakti Pumps invested in cutting-edge technologies to enhance operating efficiencies. The Company was among the first to start a stainless steel pumps production facility in India. A global pioneer, Shakti is equipped with some of the most precise and efficient equipment to produce the most energy-efficient pumps possible. The result: the Bureau of Energy Efficiency has awarded Shakti with 5-star ratings for more than 260 of our pump models. This makes Shakti a global force, capable of delivering unique, high-quality pumps across the value chain.

Intellectual capital
Shakti Pumps is driven by knowledgeable and highly-trained employees. We have one of the largest pools of knowledge-driven sectoral experts across areas overseeing operations. The Company employed 580 workers as on 31st March 2017 with a high retention ratio at the managerial level. ~70% of the Company's employees have been associated with the Company for more than three years as on 31st March 2017. The Company's average age of 32 indicated a balanced mix of enthusiasm and experience.

The effectiveness of our business model

Revenue
We scaled revenues from ₹272.22 crore to ₹411.71 crore, clocking a growth of 51.24%, thereby demonstrating the strength of our product portfolio and our inherent qualitative excellence.

Profitability
We grew our PAT to ₹21.32 crore from ₹1.97 crore and our EBITDA from ₹29.49 crore to ₹60.08 crore growth of 104%.

Sustainability
Our long-term debt as on 31st March 2017 stood at ₹11.84 crore. Our EBIDTA margin stood at an attractive 14.6% for FY2016-17, indicating business attractiveness. Our net debt-equity stood at below 0.5 for FY2016-17, highlighting the robustness of our Balance Sheet.

How we have transformed ourselves over the years…

From being just another pump manufacturer to one of the most efficient pump manufacturers in the world

We were the first Indian company to launch stainless steel pumps

We have one of the largest portfolios of BEE five-star rated pumps (highest rating for energy efficiency)

We were also among the first in India to launch solar pumps and are now one of the key players

From a Gulf-oriented existence to a balanced exports portfolio

We entered the growing markets of the US, Latin America and Africa among others

Our share of exports revenues stood at 24% during FY2016-17

We are focusing in the global market by setting up facilities in the US, the UAE and Australia

The impact of our business model

Revenues

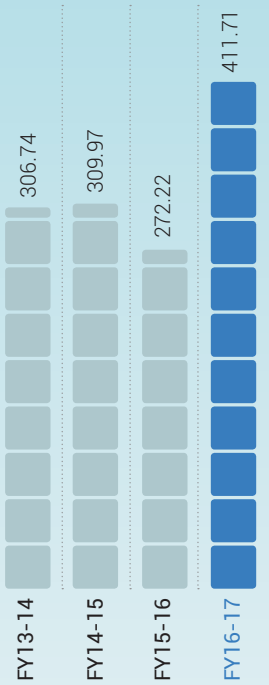

(₹ Crore)

Performance

Our aggregate sales increased 51% to ₹411 crore in FY2016-17, creating a robust growth engine for building profits.

EBIDTA

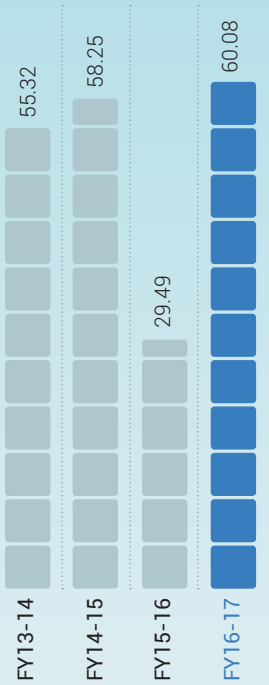

(₹ crore)

Performance

The Company reported a 104% increase in its EBIDTA in FY2016-17 as a result of higher revenues and a keen emphasis on improving operational efficiency.

Net profit

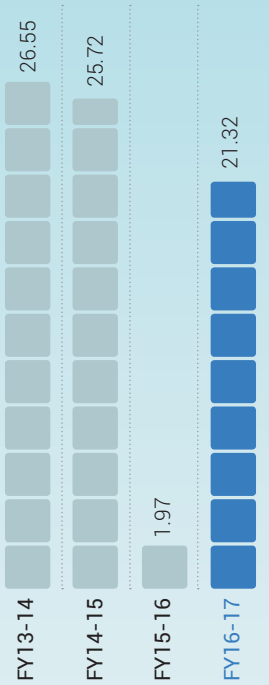

(₹ crore)

Performance

The Company reported ~10x increase in its net profit in FY2016-17, reflecting the robustness of the business model

Reducing dependence on the Gulf countries

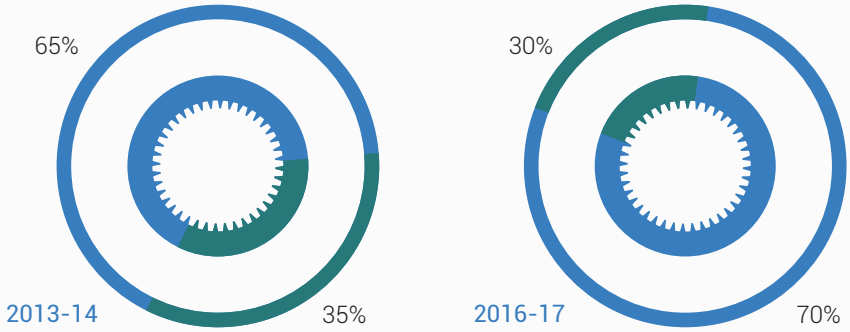

Shakti Pumps in nutshell

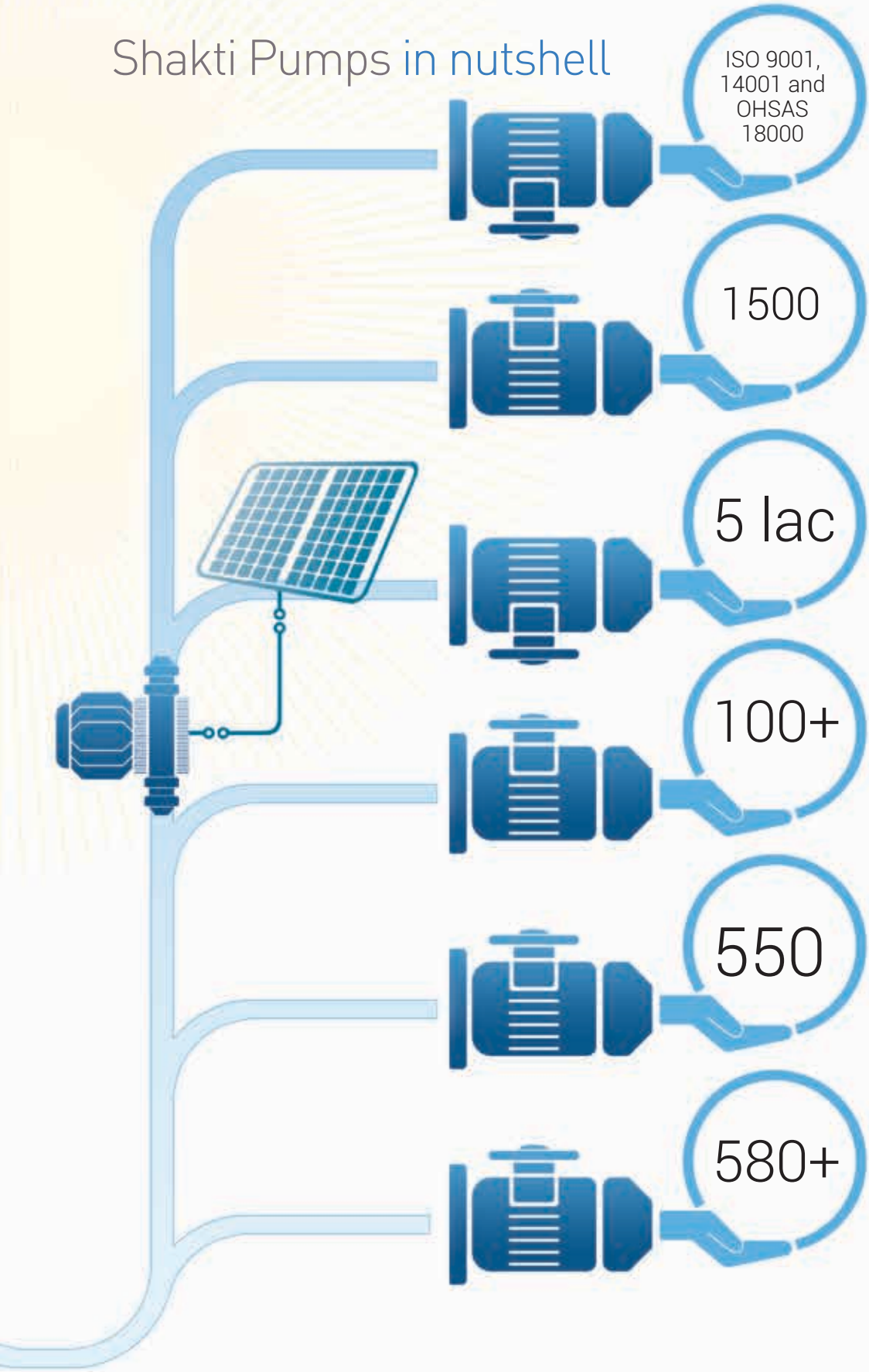

Solar

Increased tenders are causing more and more states to join the solar pump revolution

Governmental focus on achieving 100 GW solar power capacity by 2022

International Solar Alliance floating tenders for 500,000 solar pumps

Retail

Good monsoons across the country

Strong policy support

Continuous efforts by EESL to replace inefficient pumps increased budgetory allocation Agri sector

Industrial

Empanelment with major corporates and consultants

Growing demand for energy-efficient pumps

Growing investment in sewage treatment, desalination & water recycling, smart cities and urbanisation

Exports

Growing diversified presence across the world

Building strong network of dealers/channel partners to drive region-specific growth

Global subsidiaries to drive offtake

The outlook for Shakti Pumps

The DNA of Shakti Pumps

Brand: Known as one of the most energy-efficient and trusted brands across the globe with pricing as much as 20-30% lower than the global players.

Experience: More than three decades of experience in the pumps industry makes us one of the most quality-driven and cost-competitive pump manufacturers in the world.

Range: A wide range of energy-efficient pumps which find use in groundwater supply, irrigation, pressure boosting, industrial applications, fire-fighting systems and water treatment applications.

Presence: We are present across 13 Indian states connected by 550 dealers and in 100+ countries around the world connected by 90+ dealers.

Efficient: We have the largest number of BEE five star-rated products in our portfolio and have received certifications like UL, Veritas, ISI, CE Mark, among others.

Scale: A manufacturing capacity of 5 lac pumps per annum ensures that we are able to meet the surging demand for solar pumps from across the globe.

Technology: Our stainless steel pumps are manufactured using state of-the-art technology. With a majority of the components being manufactured in-house, we are able to extend the value chain, optimise sourcing costs and enhance quality control.

Innovative: We are known for our ability to innovate. Case in point: we pioneered energy-efficient stainless steel pumps in India and periodically introduce new and more efficient variants of existing products.

Accreditation: Our solar pumps are certified by the Ministry of New and Renewable Energy and rated 1A in solar by CARE.

Sustainability: Our low gearing of below 0.5 (as on 31st March 2017) reflects our ability to generate additional cash with ease.

Our comprehensive products portfolio

Product	Variants	Features	Applicability
Solar pumps	Submersible pumps	• 40% more discharge • Free from problems like feeder damage, supply cut	Agricultural; widely used for irrigation
Submersible pumps 	Agricultural use; widely for irrigation • 100 mm well size (4") • 150 mm well size (6") • 200 mm well size (8") • 250 mm well size (10") • 300 mm well size (12") • 360 mm well size (14")	• High operating efficiency • Highly durable • Good resistance to sand • Can be easily dismantled and repaired • Can handle upthrust load	• Irrigation, domestic water supply • Fountains, industrial water supply • Pressure boosting units, ponds • Gardens, sprinkler systems and mining
Submersible motors	• 4" motor series • 6" motor series • 8" motor series • 10" motor series	• High operating efficiency and lesser power consumption • Water-cooled rewindable motor • Can be easily dismantled and repaired • Industry standard NEMA mounting dimensions • Cable material according to drinking water regulations • SIC shaft seal for maximum sand protection • Optional PT 100 Sensor • Mech. seal : Sic vs Sic/optional	• Suitable to couple withw deep-well submersible pump ends • Used for irrigation, domestic water supply • Fountains, industrial water supply • Pressure boosting units • Sprinkler systems and mining
Vertical multistage centrifugal pumps	• 50 Hz-SCR, SCRI, SCRN Series • 60 Hz-SCR, SCRI, SCRN Series	• Non self-priming • Compact in-line design • Wide compatibility with other components	• Liquid transfer • Water supply systems • Water treatment systems • Fire fighting systems • Industrial plants • Construction
Immersible pumps 	SMTR series	• Flexible installation length • Reliable • Easy installation and service	Suitable for pumping cooling lubricants in various machines

Product	Variants	Features	Applicability
Pressure booster pumps	• Pressure booster pumps SH series • Pressure booster pumps SCM series • Pressure booster pumps SJP series	• Compact design • Worldwide usage • High reliability • Easy to service and install • Wide performance range • Silent operation • Full stainless steel design • Booster sets for domestic water supply • Automatic starts/stops when equipped with press control or pressure tank	• Small domestic use • Small industrial use
Sewage pumps	• SVX series	• High quality stainless steel motor body • Built-in winding parts • Rewindable and easy to repair	• Draining flooded water from the basement/car parking • Draining water/car washes/ emptying swimming pools • Water treatment plant/STP • Municipal Corporation drainage line and tankers • Emptying tanks in industries
	• SSEG series	• Service friendly • Continuous operation with fully submerged pump • Built-in water protection with grinder system	• Suitable for pumping waste water • Can handle 40 mm and above particle size
Self-priming pumps	• Self-priming pumps CRP series	• High quality die cast aluminium motor body • Anti corrosive coated cast iron parts • In-built thermal overload protector • Insulation class "B" • SS shaft • Bronze impeller • Duty cycle S1 • Double sealed ball bearings	• Domestic water supply • Over-head tanks • Home pressure boosting • Construction site • Gardens/Fountains

Product	Variants	Features	Applicability
End section pumps 	• Monoblock and end Suction pumps – SNB & SNK series • End suction close coupled pumps –	• The pumps have back pull out design enabling the removal of the motor without dismantling the pump • The pumps can be driven by diesel engine, DG set, TEFC motor • Ultra-modern design • Superior design material as well as manufacturing process assures longer life	• Water distribution • Pressure boosting • Liquid transfer • Irrigation • Domestic water supply
Open well pumps 	SHOS series	• Ultra-modern design • Superior design material as well as modern manufacturing process assure longer life • Easy installation • High efficiency – better than international values, leading to energy saving • Silent, vibration-free running	• Rural and urban draining water installations • Water supply to high-rise buildings • Water circulating system for lawns & gardens • Agricultural lift sprinkler and drip irrigation • Industrial service water supply schemes • Decorative water fountains
Single shaft vertical multistage pump	RO series	• Stainless steel impellers, shaft and stage casings (SS 304/SS 316) • All single-phase motors are fitted with thermal motor protector • Strengthened cartridge seals • Enhanced hydraulic efficiency • Good compatibility and environment friendly • Low noise level and low vibration level	• Industrial and domestic pressure boosting • RO/DM Plant/Water Circulation • Irrigation • Industrial washing machines • Domestic water supply
HELICAL Pump set (SSQ)	0.50 hp to 1.5 hp	• Cable connection to motor via plug • Motor operates at wide voltage range. • Simple installation of the pump set. • Thermal switches built into the motor windings provide protection against overheating. • The pump set comprises with maximum power point tracking (MPPT). • The pump set duty point is continuously optimised according to the input power	• Farms- watering of cattle • Irrigation of field and green-house • Game parks and farms • Water application- conservation areas • Villages, schools, hospitals, single-family houses- surface water pumping. • Floating pump installations for pumping of water from ponds and lakes.

Product	Variants	Features	Applicability
High efficiency submersible motors	0.5 hp to 50 hp	• Motor complete in 304ss • Solar operating motor. • PE2/PA winding as a standard. • Sand fighter SIC seal system. • Easy rewinding winding housings removable. • Non-contamination fes93/92 filling. • All motor pre-filled and 100% tested • Max. Storage temperature -15 to +60°C • Drinking water approved	• Up to 20% energy saving • Up to 13% improved motor efficiency (system up to 11%) with excellent partial load behaviour • Significant lower motor heat rise • Increased lifetime • Higher power density • Lightweight • Speed control • Optimum aggregate- pump matches system any time • Incorporated soft start and protection features • Increased lifetime. • Reduced amps • Smaller drop lead cross size. • Top class protection with electronics in IP66/54 • Power factor corrected input • No power compensation needed.

Chairman's overview

"Solar pumps and energy efficient agri-pumps play key role in realising the government's vision on modernising Indian agriculture and make it robust driver for doubling the farm income and National Food Security"

The big message I wish to convey that your Company stands at the most optimistic juncture in its existence.

The Company reported strong financial performance in 2016-17: revenues increased 51% while profit after tax strengthened almost 10-fold to ₹21.32 cr compared to the previous year's ₹1.97 cr. The Company strengthened the quality of its business as well: EBITDA margin increased to 15% from 11% in year 2015-16.

While the financial performance was robust, I would urge readers to look beyond the numbers of FY2016-17 and appraise our significant prospects. The few areas that I have selected to focus on, which would significantly improve our performance in the near future include:

One: Action on ground

Low solar energy cost will widen applications

The optimistic future of our Company is not based on certain expected future events but actions already happening on the ground.

There is a ground-shift in India's solar industry. For one, the government has announced a target of 100 GW of solar capacity by 2022 from a level of around 12.30 GW presently. The country added 5.5 GW of capacity in FY2016-17; the Country plans to add 5 GW of rooftop and 10 GW of large scale solar power capacity in the current fiscal year. The focus on renewable energy capacity addition demonstrates the Government's focus on India's submission to the United Nations Frame Work Convention on Climate Change on Intended Nationally Determined Contribution (INDC): that India will achieve 40% cumulative electric power capacity from non-fossil fuel based energy resources by 2030.

Following the capacity addition in the current fiscal year, India is set to emerge as the third biggest solar market in 2017, overtaking Japan but trailing US and China.

The remarkable driver of this transformation has been a sharp decline in the cost of capacity creation; the result is that for the first ever time, the cost of solar energy generation declined below the cost of grid energy sustained by fossil fuels. We believe that this reality will inspire the government to seek wider applications of solar energy in every-day products, moderating the cost of use for consumers and country.

Two: Turnaround in long-term opportunities

The improved prospects of solar energy translated into attractive opportunity for a company like Shakti Pumps. To get a better appreciation of what this growth means, it would be relevant to recognise where we have come from: the solar pump was a product that the Company launched in 2013. The product was largely directed at government agencies that would, in turn, provide the product to farmers. However, for years, even as prospects of the product remained unquestioned, the optimism did not translate into action and impacted our performance in the last two financial years.

However, opportunity rebounded during the year under review and resulted in revenues of ₹411cr, accompanied by better margins and higher profits.

Besides, the Company is engaged in the export of pumps for the last two decades. Following declining geopolitical and operating conditions in the Gulf, the Company shifted its strategic focus to other geographies to mitigate the risk arising out of the excessive dependence on any region. Further, the Company decided to focus on cash flows and avoided sales with stretched receivables. The result is that in the last couple of years, the Company strengthened its export roots with a better dealer/ distributor network.

The Company also enhanced its range of industrial pumps and associated itself with reputed dealers and consultants to expand its reach in the Industrial, residential and agricultural segments.

Three: The improvement appears sustainable

The government's policies related to solar pumps across the country indicate that the upturn is not fleeting but sustainable. The Central and various State Governments have made significant changes to programmes and policies to make it more sustainable with a win-win proposition for the Government, farmers and companies supplying these pumps.

The turnaround was partly the result of the Government's initiative to double farmer incomes; the Power for All objective improve rural living conditions. However, providing power is critical to the success of these initiatives although providing power transmission / distribution lines in villages and remote areas are expensive and significantly time-consuming due to operational and other issues. Further, providing power to farms is unremunerative for distribution companies. Solar Pumps is the right solution for providing power to farms. On the face, this appears expensive but the cost of providing power transmission lines, timeline and alternative use of the same grid power outweighs the initial cost of solar pumps.

As an extension, we are seeing an increasing number of States turn to solar energy. Our optimism is derived from the fact that Energy Efficiency Services Limited, a government organisation advocating the use of energy-efficiency products, is evangelising the use of solar pumps across the country. States like Rajasthan, Chattisgarh, Uttar Pradesh and Madhya Pradesh have already embraced this concept; the day is not far when this concept gains widening acceptance across more States, creating a considerably larger market.

Four: Shakti Pumps' dominant market share

Shakti Pumps is one of the largest players in India's solar pumps market. This market domination has been derived from a deep technology advantage. The Company provides a globally comparable product; based on IE standard's energy efficiency rating where IE-1.0 is the lowest, IE-2.0 & 3.0 is considered normal, IE-4.0 difficult and IE-5.0 considered best, our pumps have reported a rating up to IE-5.0, which makes them among the best in the world. The result

is that the Company's solar pumps are being purchased by some of the most prominent Indian companies for their onward deployment. Besides, our pumps are being increasingly specified in government tenders, making them the standard by which smaller competition is compared or appraised.

We believe that as the market for solar pumps widens in India and if we can protect our dominant market-leading position, the result could be disproportionate gains in terms of revenues, margins and cash flow.

Five: Shakti Pumps possesses adequate capacity

At Shakti Pumps, we are optimistic of our prospects on account of our future-readiness in terms of installed capacity. The Company is equipped to manufacture 500000 pumps per annum; the Company's capacity utilisation during the year under review was only 46%, indicating that the Company is attractively placed to address increasing demand without corresponding capital investments resulting in better return on equity and thus enhancing shareholders' value.

Six: The market is virtually limitless

India is one of the largest agricultural economies, with almost 60% of the country's population dependent (directly or indirectly) on agriculture. The country's farm sector is estimated to deploy 30 mn conventional pumps; the proportion of solar pumps already deployed by the country is only a fraction of 1%. This negligible market share indicates virtually unlimited potential that could keep serious long-term players engaged for years.

India had installed 91400 solar pumps up to 31 October 2016. We believe that offtake during the financial year under review represents the start of a multi-year growth journey related to solar pumps.

Seven: Shakti Pumps is backward-integrated

At Shakti Pumps, we do not just possess the capacity to assemble and manufacture pumps; we also possess the capability to manufacture nearly all key components required in pumps manufacture, enhancing our quality control on the one hand and widening our value-chain the other. Besides, the Company has demonstrated the ability to integrate the core pump utility with solar energy panel features, resulting in an integrated solution.

Eight: Expanding our export footprint

From being largely Gulf-dependent for exports, Shakti Pumps has started widening it's a presence in the global market and created a presence in six new countries in the last two years and added 12 dealers. The Company has floated a subsidiary in the US to drive the business in the US market.

Overview

In view of the convergence of these realities, we believe that the Company is poised to significantly benefit from the increased installations of solar pumps in the Country apart from expanding its reach in the area of industrial pumps, exports and the energy-efficient conventional agricultural pump segments. This has already begun to manifest in capital assets that enhance sectoral viability, convenience and national savings.

With the Indian government focused on modernising agriculture,while investing in Smart Cities, road infrastructure, drinking water and urbanisation, we can be safely assured of the prospects of energy-efficient pumps resulting in attractive corporate prospects the Company appear attractive across the foreseeable future.

Dinesh Patidar,
Chairman & Managing Director

Management discussion and analysis

Global economic overview

Buoyant financial markets, combined with a long-awaited recovery in manufacturing and trade, is expected to result in higher global growth from 3.2% in 2016 to 3.5% in 2017 and 3.6% in 2018. The previous financial year was marked by a number of changes such as the Brexit, the Presidential election in USA, stable oil prices, geo-political tension across countries and China's slowdown. The sluggish growth in developing economies was largely characterised by commodity and oil price declines, overhangs global financial crisis and political turmoil. While Asia in general and India in particular continued to grow, several emerging market currencies devalued considerably. However, advanced economies like US and Japan, with their extended monetary support policy and return to fiscal neutrality, fortified a generally-quickening output. However, the overall forecast masks a marked difference between countries with strong commodity import-export ratios.

After stagnating in 2015, growth in commodity-exporting nations for 2016 was pegged at 0.4% – substantially below the forecasted 1.6% (January 2016). This reflects a significant downward revision in terms of commodity prices spurred by weak global trade, capital flow volatilities and inherent domestic challenges. With China reorienting into a consumption-centric economy and Gulf nations reducing their dependence on oil, the case for base metals strengthened. This, in turn, propped commodity prices. Consequently, inflation recovered across advanced economies and commodity prices bottomed out (Source: IMF & World Bank).

However, businesses will need to prepare themselves adequately in order to address the challenges arising from geopolitical tensions, policy uncertainties, financial market volatilities and rapid changes in technology. They would be able to do so by leveraging qualitative sources of growth, boosting their technology quotient and productivity.

Growth			
	2016	2017 (E)	2018 (P)
Global economy	3.2%	3.5%	3.6%
Advanced economies	1.7%	2.0%	1.9%
Emerging market and developing economies	4.1%	4.6%	4.8%
Emerging and developing Asian nations	6.4%	6.5%	6.5%

Indian economic overview

The Indian economy slowed in 2016-17 to 7.1% from 8% in FY2015-16, largely owing to the currency demonetisation in the third quarter of the financial year under review. Although the demonetisation initiative affected growth, it is expected to have major long-term benefits. Further, the recently-introduced Goods and Services Tax (GST) is also significantly advantageous in the long-term as it will boost interstate trade, reduce supply chain-related issues, improve economies-of-scale, overheads. The cost of doing business for the unorganised segment will increase. Over the last few years, India's growth performance and moderate robust, backed by policy reforms that have made India more open to goods and capital flows. However, the country is witnessing challenges with respect to infrastructure development, slower private sector capex, high non- performing assets, poor financials of state discoms and job creation. The growth rate of the industrial sector was estimated to moderate to 5.2% in FY 2017, down from 7.4% in FY 2016. With an anticipated normal rainfall, the rural sector demand is expected to be strong this year after two years of poor monsoons. This should lift sagging rural demand and, by extension, the GDP growth rate. (Source: Crisil, HT)

The near-term outlook for India seems brighter. Nonetheless, the growth forecast for the next fiscal has been pegged around 7.2%, primarily due to the temporary cash shortages and payment disruptions associated with demonetisations and GST implementation. The Asian Development Bank expects the Indian economy to grow at an accelerated 7.4% in 2017-18 and 7.6% in 2018-19, retaining its position as the world's fastest-growing major economy. (Source: IMF, World Bank, RBI, IBEF)

Global pumps

The global pump market is projected to register a compounded annual growth rate (CAGR) of 4.6% in terms of revenue and 4.2% in terms of sales volume between 2016, according to a new report titled 'Pumps Market: Global Industry Analysis and Forecast, 2016–2024,' by Persistence Market Research.

Key growth drivers

- Government regulations
- Pharmaceutical demand
- Growing need for water treatment and wastewater management
- Oil and gas expansion

The global pumps market is segregated across the five key regions of North America, Latin America, Europe, APAC and the Middle East & Africa. The APAC region is estimated to dominate the global pumps market with 38.5% revenue share by end 2016. Sales of pumps in the North America and Europe regions is estimated to collectively account for 48.8% share by end 2016.

Global demand to grow 5.5% yearly through 2018

Global demand for fluid handling pumps is projected to increase 5.5% per year to $84 billion in 2018. In developed nations, an improved environment for fixed investment spending will enable pump-using manufacturers to invest in expansion and an upgrade of facilities. In developing areas, increased investment in water infrastructure will spur gains as access to water supply and sanitation systems is expanded. Continued growth in mining activity, a byproduct of the voracious demand for mined materials in China, India, and other developing nations, could boost pump demand in countries with large mining industries. Growth in oil production could also provide opportunities, especially in newly developed areas requiring infrastructure development.

China, Asia/Pacific region to lead new pump demand

The Asia/Pacific region will generate 44% of new pump demand through 2018. Pump sales in the region will be based on solid advances in fixed investment expenditures and construction spending. Several Asian countries are projected to record impressive gains, including China and India. China alone will account for 23% of all new global pump demand between 2013 and 2018. On a regional basis, Central and South America are expected to post the strongest annual gains, benefiting from ongoing industrialisation. The US will remain the largest national market through 2018, due to its large process manufacturing industries, water infrastructure, and oil and gas industries.

Higher incomes in developing regions to benefit process manufacturing

Pump demand in the process manufacturing market will benefit from greater standards of living, particularly in developing regions. As consumers earn better incomes, they will spend more on goods such as fuel, chemicals, and food and beverages. Advances in pump demand in the water infrastructure market could result from two key factors: in developing nations, access to water supply and sanitation could be increase; in developed nations, aging water infrastructure could need repair and upgrades. Demand in the oil and gas market will benefit from more oil and gas production worldwide, though this may be tempered in the short-term by a sharp decline in oil prices.

Centrifugal pumps to remain dominant segment

Centrifugal pumps could continue to be the most commonly used pump design due to their varied pressure and load handling capabilities -- including the ability to handle liquids with high solids content -- and relatively low maintenance costs. Demand for positive displacement pumps could outpace the industry average due to growth in process manufacturing activity. Demand for aftermarket

parts could benefit from rising manufacturing activity, mainly in harsh environments such as those in the chemical industry.

Indian pumps

The pump market in India was valued at about ~₹10000 to 11000 crore in FY2016-17, Submersible and centrifugal pumps accounted for 95% of the pumps sold in India. The market for water pumps in India is expected to witness rapid growth at a CAGR of ~12% till 2020.

Key drivers:

- Government regulations
- Government Agriculture spending
- Growing need for water treatment and wastewater management
- Urbanisation, Smart Cities etc.
- Solar pumps

This growth could be driven by increasing urbanisation, leading to high demand for residential and commercial real estate. Growing dependence on groundwater and irregular monsoons are catalysing the demand for water pumps in the agricultural segment. Governmental efforts to improve water infrastructure, water supply and sanitation services across the country are expected to catalyse the demand for water pumps in the country.

The increase in consumption, rise in agriculture exports, growth in the food processing industry, and growth in organic farming could result in the growth of the agriculture sector, which could subsequently increase the demand for pumps. Additionally, the expected investments from the government towards irrigation projects could also drive demand.

Besides agriculture, a significant share to the country's water pumps market is accounted for by the industrial sector, where power plants, chemical manufacturing, water and wastewater treatment are the prime application areas.

Rapid penetration of desalination plants in the industrial sector is boosting the demand for water pumps. Many desalination plants announced in the past are likely to be launched in the country over the next few years. The demand for desalinated water has been exacerbated by depleting per capita water availability, motivating the Indian Government to explore alternativ sources.

Over the years, the Governments at the Central and the State level have been working to provide the right financing mechanism for solar pumps considering the high upfront costs of pumps. However, given the lack of electricity and high costs of setting up a transmission and distribution network, the Governments have come out with a feasible financing solution. This is expected to significantly increase the demand for solar pumps in the near future.

Opportunities

The pumps market in India is driven by the industrial, agriculture, building services, power generation, oil and gas, water and wastewater segments.

- Robust monsoon, urbanisation, smart cities, government focus on solar pumps, water treatments projects, drinking water schemes, energy efficiency, replacements of old in efficient pumps, are generating good demands
- The Niti Aayog has set a target to install 3 million solar pumps over the next three years of which tenders for 114,000 pumps have already been announced
- Globalisation of the Indian economy has brought forth the importance of notable features of Indian pump industry in the global market
- The influence of Make in India and globalisation have compelled Indian manufacturers to export their products where the demand is high in Agriculture, oil and gas, steel and mining applications. The Indian pumps sector enjoys a formidable presence in the Middle East, Africa, Asia-Pacific and US
- The International Solar Alliance plans a global tender of 5,00,000 solar pumps in 2018 in which Indian pump manufacturers are expected to get a large pie under the make in India campaign. India plans to use International Solar Alliance to popularise indigenously-developed solar water pumps across the world, especially in the emerging markets. (Source: IBEF)

(Source: IBEF)

Solar pumps:

Currently, 30 million agricultural pumps are installed in India of which nearly 7 million pumps are diesel-based and the remaining grid-connected. The major challenges faced by farmers include frequent power outages and the rising cost of diesel. Both these factors adversely affect farm productivity and there is a clear need for alternative options. Solar water pumping system offers immense opportunities to replace conventional pumps. The Ministry of New and Renewable Energy had set an ambitious target to install at least 10 lac solar water pumps in various States by 2021. Medium power (3 HP to 10HP) AC submersible solar water pumps are the most widely-installed ones in the country and primarily used in lift irrigation. (Source: 6wresearch)

Solar water pumps offer a compelling application for many reasons – improving energy access in remote areas, replacement of costly diesel-pumps and reduction in agricultural power subsidies. Solar pumps, combined with drip irrigation can minimise the over-exploitation of ground water; capital subsidies on solar water pumps offer a better

Benefits of solar pumping solutions

Farmers

- Improved access to water for irrigation
- Enhanced crop yields and increased incomes
- Reduced dependence on manual labour
- Enhanced food security
- More income generating opportunities

Government

- Reduction in fuel use
- Subsidy savings
- Reduced fuel imports
- Creation of small businesses
- Improved reliability
- Increased output
- Decline in emissions

value for money than subsidies on sales of rural electricity and diesel. The performance of each pump can be monitored on a real-time basis from anywhere in the world. The Central Government identified solar water pumps as a policy priority with ambitious targets and substantial capital subsidy support.

(Source: Ministry of New & Renewable Energy)

In 2014, the Indian Government announced a target to install 1 million solar water pumps, equivalent to approximately 3,000 megawatts, for irrigation and drinking water by 2021. The actual installed base stood at 31472 pumps in 2015-16 and a total 91,400 up to 31st October 2016. Chhattisgarh and Rajasthan are the leading States by the total number of solar pumps deployed with an annual target of 20000 and 11000 for 2017-18. Gujarat, Andhra Pradesh,Tamil Nadu, Madhya Pradesh, Haryana, Uttar Pradesh and Karnataka are other States actively working on solar pumping solutions

Governmental support

Acknowledging the immense potential for solar water pumps in India, the Ministry of New and Renewable Energy and several state governments have started the solar water pumps. These solar water pumps came under the off-grid PV scheme and were provided up to 30% capital subsidy. Chhattisgarh and Rajasthan had been pioneers in promoting solar water pumps, offering an additional subsidy of 50 to 60% over and above the subsidy, which means that the solar pump owners could get up to 80 to 90% subsidy in total. (Source: Ministry of New & Renewable Energy)

Switching to solar water pumps not only helps farmers overcome the challenges but also helps the Central Government save ~US$6 billion a year in power and diesel subsidies. Hence, solar water pumps are becoming a lucrative alternative to traditional grid-connected pumps and diesel pumps. Though the capital cost of solar water pumps are higher compared to diesel and electric pumps, declining solar panel costs and effective financial planning should bolster demand in the coming years. (Source: Bloomberg)

Exports

An ambitious Make In India campaign started by the Honorable PM of India and India as a manufacturing hub, pumps from India hold a good export potential. Cost competitiveness along with superior quality provides the Indian pump industry an upper hand in the global scenario.

Domestic market

A strong 2017 monsoon forecast is expected to boost agriculture in the country and enhance rural liquidity to drive the domestic demand for pumps.

Industrial markets

With the government putting an additional focus on Swachh Bharat Abhiyan, Smart Cities, water recycling, drinking water schemes and road infrastructures, the demand for pumps from the industrial segment is expected to surge exponentially in the coming years.

Company's performance, 2016-17

After a year of slowdown, Shakti Pumps' performance in 2016-17 turned around on the back of strong domestic solar sales. The Indian market showed improvement during the year under review owing to clear government policies and better implementation. However, the unprecedented demonetisation drive of the government slowed the domestic agriculture and residential demand. Shakti Pumps continued to strengthen its network by adding good dealers and consultants during the year.

Exports

Exports were affected in the past few years owing to the Company's prominent markets (Gulf region) facing a geo-political crisis. The Company worked on the exports policy, started entering newer markets and building its distribution channel. This was reflected positively on the ground as the Company associated with good dealers and consultants. During the year, the Company added 11 international dealers in more than six countries. Exports revenue was ₹98 crore in 2016-17 compared to ₹112 crore in 2015-16.

Domestic market

The domestic business revenue increased by 99% to ₹315 crore from ₹158 crore in 2015-16. The increase in revenue was driven by mainly by the solar pumps businesses.

During the year under review, the Company improved its market

penetration through changes in dealer policy, entry in new markets and empanelment with industry experts.

Agriculture business

After two consecutive poor monsoons the year saw a revival in the monsoon but due to demonetisation, revival in demand was postponed by a few months.

Industrial

During the year, the Company was in the process to be empanelled with major corporate consumer through dealers and consultants. The government initiatives like Swachh Bharat, Smart Cities and wastewater management, along with revival in the infrastructure segment, are expected to drive growth in the sector.

Solar

The solar pump started showing positive traction captured by the government's effort l prompting solar pumps. Over and above, Projects like International Solar Alliance are expected to drive demand in the coming years.

Managing risks at Shakti Pumps

Industry risk: Slow growth might be detrimental for the Company

Mitigation: The Company has a presence in 100 countries, 13 states in India with thanks to its wide product portfolio and fungible production facilities

Competition risk: Increased competition might affect the Company's margins

Mitigation: The Company's qualitative consistency ensures that it's able to address the different needs of customers in a competitive marketplace

Manufacturing risk: Any technical fault in machinery may lead to capacity under utilisation

Mitigation: Shakti Pump has in place an infrastructural platform that is at par with the best in the world; maintenance exercises are undertaken routinely

Technological risk: Qualitative inconsistencies might lead to a decline in demand

Mitigation: Shakti Pump employs utilises state-of-the-art robotics technology to guarantee manufacture of superior quality marked by increased precision, accuracy and performance

Liquidity risk: The risk of not being able to sell an asset efficiently can affect liquidity.

Mitigation: The Company monitors and controls liquidity regularly and maintains a minimum requirement at all times.

Finance review

Profit and loss account analysis

Gross revenues

Gross revenues increased by 51% to ₹4117 million in 2016-17, compared with ₹2722 million reported in 2015-16.

Operating profit

Operating profit (EBITDA) increased by 104% to ₹600 million in during 2016-17 from ₹294 million in 2015-16, largely because we were able to increase revenues by 51% whereas our operating expenses increased by 44%.

Depreciation

Depreciation for the year under review stood at ₹127.9 million, compared with ₹120.6 million recorded in the previous year, up by 6% on a y-o-y basis.

Finance costs

Finance costs for the year under review increased by 14% from ₹140 million to ₹159.6 million because of an increase in bank charges mainly due to bank guarantees, etc.

Net profit

Net profit for the year under review stood at ₹213.2 million from ₹19.7 millions, a 10-fold increase over the previous financial year.

Balance Sheet analysis

Net worth

The Company's net worth stood at ₹2216 million as on 31st March, 2017, increasing by 8%, compared with ₹2050 million as on 31st March, 2016. The net worth comprised paid-up equity share capital amounting to ₹183.8 million as on 31st March, 2017 (18.3 million equity shares of ₹10 each (fully paid up). The Company's reserves and surplus stood at ₹2032 million and ₹1733 million, respectively.

Loan profile

Short-term loan funds stood at ₹758.2 million compared to the previous year's ₹823.9 millions, while long-term borrowings stood at ₹118.4 million. The Company's total debt as on 31st March, 2017 stood at ₹876.6 million compared the to previous year ₹1021 million

Total assets

The Company's total assets increased to ₹4193 million in 2016-17 from ₹3665 million in 2015-16, representing an increase of 14%.

Non-current investments

The Company's long-term non-current investments during the year

under review increased/decreased to ₹15.6 million from ₹2.20 million in the previous year.

Inventories

Inventories was ₹853.40 million compared to ₹840.5 million during the previous year.

Sundry debtors

Sundry debtors of the Company stood at ₹1560 million in FY17, compared to ₹942.4 million during the previous year.

Trade Payables

Trade payables stood at ₹544.3 million, compared to ₹237.4 million in the previous year.

Internal control systems and their adequacy

The Company has a proper and adequate internal control system to ensure that all assets are safeguarded and protected against loss from unauthorised use or disposition and those transactions are authorised, recorded and reported correctly. The internal control is exercised through documented policies, guidelines and procedures. It is supplemented by an extensive program of internal audits conducted by in-house internal audit department. The audit observations and corrective action taken thereon are periodically reviewed by the audit committee to ensure effectiveness of the internal control system. The internal control is designed to ensure that the financial and other records are reliable for preparing financial statements and for maintaining accountability of persons.

Human resources

The Company believes in working as a team to meet targets and hence puts emphasis on providing equal opportunities to all employees. The Company believes in creating a meritocracy and as such uses a balanced scorecard method to appraise the performance of its workforce. The Company believes in the potential of young professionals and challenges them to accept and deliver additional responsibilities. The Company reinforces the capabilities of its workforce numerous in-house training programmes and job-specific training drills. As of 31st March, 2017, the Company had 580 employees on its payroll.

Cautionary statement

The Management Discussion and Analysis report contains forward-looking statements, which may be identified by the use of words in that direction or connoting the same. All statements that address expectation or projections about the future, including, but not limited to statements about the Company's strategy for growth, product development, market position, expenditures and financial results are forward-looking statements. The Company's actual results, performance or achievement could thus differ materially from those projected in any such forward-looking statements. The Company assumes no responsibility to publicly demand, modify or revise any forward looking statements, on the basis of any subsequent development, information or events.

STATUTORY SECTION

NOTICE

Notice is hereby given that the 22nd Annual General Meeting (AGM) of the Members of Shakti Pumps (India) Limited will be held at the Registered Office of the Company at Plot No. 401, 402 & 413 Sector III, Industrial Area, Pithampur Dist. Dhar (M.P.) - 454774 on 27th September, 2017, Wednesday, at 12:30 P.M. to transact the following Business:

ORDINARY BUSINESS:-

1. To receive, consider and adopt the Audited Financial Statements (including audited consolidated financial Statements) for the financial year ended March 31, 2017 and the Report of the Directors and Auditors thereon.

2. To declare Dividend on Equity Shares of ₹2/- Per Equity Share of ₹10/- each of the Company for the Financial Year ended March, 31, 2017.

3. To appoint Director in place of Mr. Sunil Patidar (DIN: 02561763), who retires by rotation at this Annual General Meeting and being eligible has offered himself for re-appointment.

4. To ratify the appointment of **M/s. Modi Manoj & Co.** as Statutory Auditors.

   "**RESOLVED THAT** pursuant to the provisions of Sections 139, 142 and other applicable provisions, if any, of the Companies Act, 2013 (the Act) and the Rules made thereunder, (including any statutory modification(s) or re-enactment thereof for the time being in force) and pursuant to the resolution passed by Members at the Twenty First Annual General Meeting appointing M/s. Modi Manoj & Co., Chartered Accountants, Delhi (Firm Registration No.030165N) as Statutory Auditors of the Company to hold office until the conclusion of Twenty Fifth Annual General Meeting of the Company, the Company hereby ratifies and confirms the appointment of M/s. Modi Manoj & Co. as Statutory Auditors of the Company for the financial year ending 31st March, 2018 on such remuneration as recommended by the Audit Committee and as may be mutually agreed between the Board of Directors of the Company and the Statutory Auditors."

SPECIAL BUSINESS:-

5. To consider and, if thought fit, to pass the following resolution as an Ordinary Resolution:-

   Appointment of **M/s. M. P. Turakhia & Associates,** Cost Accountants (Firm Registration No. 000417) of the Company for the year 2017-18.

   "**RESOLVED THAT** pursuant to the provisions of Section 148 and other applicable provisions, if any, of the Companies Act, 2013 and the Companies (Audit and Auditors) Rules, 2014, M/s. M. P. Turakhia & Associates, Cost Accountants (Firm Registration No. 000417) appointed as Cost Auditors by the Board of Directors of the Company to audit the cost records of the Company for the financial year 2017-18, be paid a remuneration of ₹55,000/- per annum plus applicable Goods & Service Tax and out of pocket expenses that may be incurred."

   "**RESOLVED FURTHER THAT** the Board of Directors of the Company be and is hereby authorized to do all acts and take all such steps as may be necessary, proper or expedient to give effect to this resolution."

6. To consider and, if thought fit, to pass the following resolution as a Special Resolution:-

   Re-appointment of **Mr. Ramesh Patidar (DIN: 00931437)** as the Whole Time Director of the Company for a period of 5 (Five) consecutive years, commencing from 17th October 2016 till 16th October 2021.

   "**RESOLVED THAT** in accordance with the provisions of Sections 196, 197 and 203, read with Schedule V and all other applicable provisions, if any, of the Companies Act, 2013 ("the Act") and the Companies (Appointment and Remuneration of Managerial

Personnel) Rules, 2014, [including any statutory modification(s) or re-enactment(s) thereof for the time being in force] consent and/or approval of the Company be and is hereby accorded to the re-appointment of Mr. Ramesh Patidar (DIN: 00931437) as Key Managerial Personnel and designated as Whole Time Director of the Company for a further period of 5 (Five) consecutive years, commencing from 17th October 2016 till 16th October 2021, liable to retire by rotation and to his receiving remuneration by way of salary, commission, perquisites and/or allowances, as Whole Time Director of the Company as recommended by the Nomination and Remuneration Committee and upon the terms, conditions and stipulations contained in the draft Agreement to be entered into between the Company of the ONE PART and Mr. Ramesh Patidar of the OTHER PART and also as set out in the Statement pursuant to Section 102 of the Companies Act, 2013, attached to the notice convening the 22nd Annual General Meeting of the Company (a draft, whereof is placed before the meeting and for the purpose of identification, is subscribed by the Chairman) which Agreement is specifically sanctioned with liberty to the Board of Directors to alter, vary and modify the terms, conditions and stipulations of the said re-appointment of Mr. Ramesh Patidar as the Whole Time Director of the Company and/or remuneration payable to him and/or agreement containing the terms and conditions as may be agreed to between the Board of Directors and Mr. Ramesh Patidar, provided, however, that the remuneration payable to Mr. Ramesh Patidar, shall not exceed the maximum limits for payment of managerial remuneration, specified in Schedule V to the said Act, or any amendment thereto as may be made from time to time or the laws or guidelines as may for the time being in force."

"**RESOLVED FURTHER THAT** where in any financial year, during his term of office, the Company makes no profits or its profits are inadequate, the Company may pay Mr. Ramesh Patidar minimum remuneration by way of salary, perquisites and/or allowances subject to the maximum ceiling calculated in accordance with the scale laid down in Section II of Part II of Schedule V to the said Act, as applicable to the Company at the relevant time depending upon the capital of the Company and as may be agreed to by the Board of Directors of the Company and acceptable to Mr. Ramesh Patidar, the Whole Time Director of the Company subject to necessary approval(s) as may be required."

"**RESOLVED FURTHER THAT** the Board of Directors be and is hereby authorized to do and perform all such acts, deeds, matters and things, as may be considered necessary desirable or expedient to give effect to this resolution."

7. To consider and, if thought fit, to pass the following resolution as a Special Resolution:-

   Re-appointment of **Mr. Shyam Sunder Raghuvanshi (DIN: 02285727)** as an Independent Director of the Company for a period of 3 (Three) consecutive years, commencing from 30th July 2017 to 29th July 2020.

   "**RESOLVED THAT** Mr. Shyam Sunder Raghuvanshi (DIN: 02285727) who was appointed as Director w.e.f. July 31, 2014 for three years and is continuing as Independent Director. In order to comply with the provisions of Section 149(4), (10) & (11) and 152(6) (e) of the Companies Act, 2013 and regulation 17 of the SEBI (Listing Obligation and Disclosure Requirements) 2015, It is proposed to formally appoint Mr. Shyam Sunder Raghuvanshi to hold office for 3 (Three) consecutive years starting from 30th July 2017 to 29th July 2020. It may be noted that Mr. Shyam Sunder Raghuvanshi has given a declaration under Section 149(7) of the Companies Act, 2013 that he meets the criteria of Independence as provided in Section 149(6) of the Companies Act, 2013. Further, in the opinion of the Board also, he fulfills the conditions specified in the Companies Act, 2013 for such an appointment. It may also be mentioned that none of the other Directors (other than Mr. Shyam Sunder Raghuvanshi) /Key Managerial Personnel of the Company/ their relatives are, in any way, concerned or interested, financially or otherwise, in these resolutions."

   "**RESOLVED FURTHER THAT** the Board of directors be and is hereby and authorized to do and perform all such acts, deeds , things and matters as may be considered necessary, desirable or expedient to give effect to this resolution."

8. To consider and, if thought fit, to pass the following resolution as an Ordinary Resolution:

   Appointment of **Mr. Pramod Kumar Bhavsar (DIN:07825119)** as an Independent Director of the Company for a period of 5 (Five) consecutive years, commencing from 19th May 2017 to 18th May 2022.

   "**RESOLVED THAT** pursuant to the provisions of Section 149 and 152 read with Schedule IV and all other applicable provisions of the Companies Act, 2013 and the Companies (Appointment and Qualification of Directors) Rules, 2014 (including any statutory modification(s) or re-enactment(s) thereof for the time being in force) and Regulation 17 of SEBI (Listing Obligation and

Disclosure Requirements Regulations 2015, Mr. Pramod Kumar Bhavsar (DIN:07825119) ,who was appointed as an Additional Non-Executive Independent Director of the Company by the Board of Directors w.e.f. 19th May 2017 pursuant to provisions of Section 161 (1) of the Companies Act, 2013 and the Articles of Association of the Company and who holds office up to the date of this Annual General Meeting and in respect of whom the Company has received a notice in writing under Section 160 of the said Act from a member proposing his candidature for the office of Director, be and is hereby appointed as a Non-Executive Independent Director of the Company, not subject to retirement by rotation, to hold office for a term of 5 (five) consecutive years commencing from the date of his appointment as Additional Director i.e. " 19th May 2017 to 18th May 2022."

"**RESOLVED FURTHER THAT** the Board of directors be and is hereby and authorized to do and perform all such acts, deeds , things and matters as may be considered necessary, desirable or expedient to give effect to this resolution."

9. To consider and, if thought fit, to pass the following resolution as a Special Resolution:-

Re-appointment of **Mr. Dinesh Patidar (DIN: 00549552)** as the Chairman & Managing Director of the Company for a period of 3 (Three) consecutive years, commencing from 1st September, 2015 till 31st August, 2018.

"**RESOLVED THAT** in accordance with the provisions of Sections 196, 197 and 203 read with Schedule V and all other applicable provisions, if any, of the Companies Act, 2013 ("the Act") and the Companies (Appointment and Remuneration of Managerial Personnel) Rules, 2014, [including any statutory modification(s) or reenactment re-enactment (s) thereof for the time being in force] consent and/or approval of the Company be and is hereby accorded to the re-appointment of Mr. Dinesh Patidar (DIN: 00549552) as Key Managerial Personnel and designated as the Chairman and Managing Director of the Company, for a period of 3 (Three) consecutive years commencing from 1st September, 2015 till 31st August, 2018, liable to retire by rotation and to his receiving remuneration by way of salary, commission, perquisites and/or allowances as the Chairman and Managing Director of the Company as recommended by the Nomination and Remuneration Committee and upon the terms, conditions and stipulations contained in the draft Agreement to be entered into between the Company of the ONE PART and Mr. Dinesh Patidar of the OTHER PART and also set out in the Statement pursuant to Section 102 of the Companies Act, 2013, attached to the notice convening the 22nd Annual General Meeting of the Company (a draft, whereof is placed before the meeting and for the purpose of identification, is subscribed by the Chairman) which Agreement is specifically sanctioned with liberty to the Board of Directors to alter, vary and modify the terms, conditions and stipulations of the said re-appointment of Mr. Dinesh Patidar as the Chairman and Managing Director of the Company and/or remuneration payable to him and/or agreement containing the terms and conditions as may be agreed to between the Board of Directors and Mr. Dinesh Patidar, provided, however, that the remuneration payable to Mr. Dinesh Patidar, shall not exceed the maximum limits for payment of managerial remuneration specified in Schedule V to the said Act or any amendment thereto as may be made from time to time or the laws or guidelines as may for the time being in force. The Remuneration of Mr. Dinesh Patidar has been approved by the members of the Company in their meeting held on 26th September 2015."

"**RESOLVED FURTHER THAT** where in any financial year, during his term of office, the Company makes no profits or its profits are inadequate, the Company may pay Mr. Dinesh Patidar, minimum remuneration by way of salary, perquisites and/or allowances subject to the maximum ceiling calculated in accordance with the scale laid down in Section II of Part II of Schedule V to the said Act, as applicable to the Company at the relevant time depending upon the capital of the Company and as may be agreed to by the Board of Directors of the Company and acceptable to Mr. Dinesh Patidar, the Chairman and Managing Director of the Company subject to necessary approval(s) as may be required."

"**RESOLVED FURTHER THAT** the Board of Directors be and is hereby authorized to do and perform all such acts, deeds, matters and things as may be considered necessary and desirable or expedient to give effect to this resolution."

10. To consider and, if thought fit, to pass the following resolution as a Special Resolution:-

"**RESOLVED THAT** pursuant to the provisions of Section 188 and all other applicable provisions if any, of the Companies Act, 2013 (the Act) and Rules made there under and subject to such approvals, consents, sanctions and permissions as may be necessary, consent of the members of the company be and is hereby accorded to the Board of Directors of the company to enter into contracts and/or agreements with parties as detailed in table forming part of the explanatory statement annexed to the notice with respect to Sale, purchase or supply of goods or materials, leasing of property of any kind, availing or rendering

of any services, appointment of agent for purchase or sale of goods, materials services or property or appointment of such parties to any office or place of profit in the company, or its subsidiary or associate company or any other transactions of whatever nature for a period of 5 years."

"**FURTHER RESOLVED THAT** the Board of Directors of the company be and is hereby authorised to determine the actual sums to be involved in the transaction, to increase the value of the transactions (upto 10%) and to finalize the terms and conditions including the period of transactions and all other matters arising out of or incidental to the proposed transactions and generally to do all acts deeds and things that may be necessary proper, desirable or expedient and to execute all documents, agreements and writings as may be necessary, proper, desirable or expedient to give effect to this resolution"

For and on the behalf of the Board
Shakti Pumps (India) Limited

Ravi Patidar
Company Secretary
M. No. ACS 32328

Place: Pithampur
Date: 28/07/2017

Notes:-

1. **A member entitled to attend and vote is also entitled to appoint a proxy to attend and vote instead of himself/herself and the proxy need not be a member. Proxies in order to be effective must be received by the Company not less than 48 hours before the commencement of the meeting. Members/ Proxies should bring their attendance slip duly filled in order to attend the meeting. A person can act as proxy on behalf of members' not exceeding fifty (50) and holding in the aggregate not more than ten (10) percent of the total share capital of the Company. A member holding more than 10% of the total share capital of the company carrying voting rights may appoint a single person as proxy and such person shall not act as a proxy for any other person or shareholder.**
2. The Explanatory Statement pursuant to section 102 of the Companies Act, 2013 is annexed hereunder and forms part of the Notice.
3. Brief resume of Directors including those proposed to be re-appointed, nature of their expertise in specific functional areas, names of companies in which they hold directorships and memberships/chairmanship of Board Committees, shareholding and relationships between directors inter-se as stipulated under SEBI (LODR) Regulation 2015 are provided in the Corporate Governance Report forming part of the Annual Report.
4. In case of joint holders attending the meeting, only such joint holder who is higher in the order of names will be entitled to vote.
5. The Register of Members and Share Transfer Book of the Company shall remain closed from Wednesday, September 20, 2017 to Wednesday, September 27, 2017 (both days inclusive).
6. The dividend on Equity Shares, if declared at the Meeting, will be credited / dispatched to those members whose names shall appear on the Company's Register of Members on Tuesday, 19th September, 2017; in respect of the shares held in dematerialized form, the dividend will be paid to members whose names are furnished by Central Depository Services (India) Limited & National securities depository Limited (NSDL) as beneficial owners on that date.
7. Members are requested to bring their copies of the Annual Report with them, since separate copies will not be distributed at the venue of the Annual General Meeting.
8. The shareholders are hereby informed that all the correspondence in connection with the shares is addressed to the Registrar & Share Transfer Agent M/s. Adroit Corporate Services Pvt. Ltd, 19/20, Jaferbhoy Industrial Estate, 1st Floor Makwana Road, Marol Naka Mumbai, Maharashtra -400059.
9. Members/Proxies should bring the Attendance Slip sent herewith duly filled in for attending the Meeting.
10. Members are requested to send their queries, if any, at least seven days in advance of the meeting.
11. The Securities and Exchange Board of India (SEBI) has mandated the submission of Permanent Account Number (PAN) by every participant in Securities market. Members holding shares in electronic form are, therefore, requested to submit their PAN to their Depository Participant with whom they are maintaining their demat accounts. Members holding shares in physical form can submit their PAN to the Company/ Share Transfer Agent.
12. Members holding shares in single name and physical form are advised to make nomination in respect of their shareholding in

the Company.

13. Members holding shares in electronic form are hereby informed that bank particulars registered against their respective depository accounts will be used by the Company for payment of dividend.

    The Company or its Registrars cannot act on any request received directly from the Members holding shares in electronic form for any change of bank particulars or bank mandates. Such changes are to be advised only to the Depository Participant of the Members. Members holding shares in physical form and desirous of either registering bank particulars or changing bank particulars already registered against their respective folios for payment of dividend are requested to write to the Company.

14. To prevent fraudulent transactions, members are advised to exercise due diligence and notify the Company of any change in address or demise of any member as soon as possible. Members are also advised not to leave their demat account(s) dormant for long. Periodic statement of holdings should be obtained from the Concerned Depository Participant and holdings should be verified.

15. Electronic copy of the Annual Report is being sent to all the members whose email IDs are registered with the Company/ Depository Participant(s) for communication purposes unless any member has requested for a hard copy of the same. For members who have not registered their email address, physical copies of the Annual Report is being sent in the permitted mode.

16. Electronic copy of the Notice of the 22nd Annual General Meeting of the Company inter alia indicating the process and manner of E-voting along with Attendance Slip and Proxy Form is being sent to all the members whose email IDs are registered with the Company/Depository Participant(s) for communication purposes unless any member has requested for a hard copy of the same. For members who have not registered their email address, physical copies of the Notice of the 22nd Annual General Meeting of the Company inter alia indicating the process and manner of E-voting along with Attendance Slip and Proxy Form is being sent in the permitted mode.

17. Members may also note that the Notice of the 22nd Annual General Meeting and the Annual Report for 2016-17 will also be available on the Company's website at www.shaktipumps.com. The physical copies of the aforesaid documents will also be available at the Company's Registered Office for inspection during normal business hours (11.00 A.M. to 5.00 P.M.) on all working days except Saturdays and Sundays, up to and including the date of the Annual General Meeting of the Company. Even after registering for e-communication, members are entitled to receive such communication in physical form, upon making a request for the same, by post free of cost. For any communication, the shareholders may also send requests to the Company's investor email id: cs@shaktipumpsindia.com.

18. Pursuant to Section 108 of Companies Act, 2013, Rule 20 of the Companies (Management and Administration) Rules, 2014, as amended and Regulation 44 of SEBI LODR, 2015, the Company is pleased to provide the facility to members to exercise their right to vote on the resolutions proposed to be passed in the AGM by electronic means. The members whose names appear in the Register of Members/ List of Beneficial owners as on Tuesday 19th September, 2017 i.e. the date prior to the commencement of Book Closure, being the cut-off date, are entitled to vote on the Resolutions set forth in this Notice. Members may cast their votes on electronic voting systems from any place other than the venue of the meeting (remote e-voting). The remote e-voting will commence at 9:00 a.m. on Sunday, 24th September, 2017 and will end at 5:00 p.m. on Tuesday, 26th September, 2017. In addition, the facility of voting through electronic voting system shall also be made available at the AGM and the members attending the AGM who have not cast their vote by remote e-voting shall be eligible to vote at the AGM. The Members desiring to vote through remote e-voting are requested to refer to the detailed procedure given hereinafter.

19. **E-voting**

    The instructions for shareholders voting electronically are as under:

    (i) The voting period begins on 24th September 2017, 9:00 a.m. and ends on 26th September 2017, 5:00 p.m. During this period shareholders' of the Company, holding shares either in physical form or in dematerialized form, as on the cut-off date (record date) of 19th September 2017, may cast their vote electronically. The e-voting module shall be disabled by CDSL for voting thereafter.

    (ii) The shareholders should log on to the e-voting website www.evotingindia.com.

    (iii) Click on Shareholders.

    (iv) Now Enter your User ID
    - a. For CDSL: 16 digits beneficiary ID,
    - b. For NSDL: 8 Character DP ID followed by 8 Digits Client ID,
    - c. Members holding shares in Physical Form should enter Folio Number registered with the Company.

    (v) Next enter the Image Verification as displayed and Click on Login.

    (vi) If you are holding shares in demat form and had logged on to www.evotingindia.com and voted on an earlier voting of any company, then your existing password is to be used.

    (vii) If you are a first time user follow the steps given below:

	For Members holding shares in Demat Form and Physical Form
PAN	Enter your 10 digit alpha-numeric *PAN issued by Income Tax Department (Applicable for both demat shareholders as well as physical shareholders) • Members who have not updated their PAN with the Company/Depository Participant are requested to use the first two letters of their name and the 8 digits of the sequence number in the PAN field. • In case the sequence number is less than 8 digits enter the applicable number of 0's before the number after the first two characters of the name in CAPITAL letters. Eg. If your name is Ramesh Kumar with sequence number 1 then enter RA00000001 in the PAN field.
DOB	Enter the Date of Birth as recorded in your demat account or in the company records for the said demat account or folio in dd/mm/yyyy format.
Dividend Bank Details	Enter the Dividend Bank Details as recorded in your demat account or in the company records for the said demat account or folio. • Please enter the DOB or Dividend Bank Details in order to login. If the details are not recorded with the depository or company please enter the member id / folio number in the Dividend Bank details field as mentioned in instruction (iv)

(viii) After entering these details appropriately, click on "SUBMIT" tab.

(ix) Members holding shares in physical form will then directly reach the Company selection screen. However, members holding shares in demat form will now reach 'Password Creation' menu wherein they are required to mandatorily enter their login password in the new password field. Kindly note that this password is to be also used by the demat holders for voting for resolutions of any other company on which they are eligible to vote, provided that company opts for e-voting through CDSL platform. It is strongly recommended not to share your password with any other person and take utmost care to keep your password confidential.

(x) For Members holding shares in physical form, the details can be used only for e-voting on the resolutions contained in this Notice.

(xi) Click on the EVSN for the relevant Shakti Pumps (India) Limited on which you choose to vote.

(xii) On the voting page, you will see "RESOLUTION DESCRIPTION" and against the same the option "YES/NO" for voting. Select the option YES or NO as desired. The option YES implies that you assent to the Resolution and option NO implies that you dissent to the Resolution.

(xiii) Click on the "RESOLUTIONS FILE LINK" if you wish to view the entire Resolution details.

(xiv) After selecting the resolution you have decided to vote on, click on "SUBMIT". A confirmation box will be displayed. If you wish to confirm your vote, click on "OK", else to change your vote, click on "CANCEL" and accordingly modify your vote.

(xv) Once you "CONFIRM" your vote on the resolution, you will not be allowed to modify your vote.

(xvi) You can also take out print of the voting done by you by clicking on "Click here to print" option on the Voting page.

(xvii) If Demat account holder has forgotten the same password then Enter the User ID and the image verification code and click on Forgot Password & enter the details as prompted by the system.

(xviii) Note for Non – Individual Shareholders and Custodians

- Non-Individual shareholders (i.e. other than Individuals, HUF, NRI etc.) and Custodian are required to log on to www.evotingindia.com and register themselves as Corporates.
- A scanned copy of the Registration Form bearing the stamp and sign of the entity should be emailed to helpdesk.evoting@cdslindia.com.
- After receiving the login details a compliance user should be created using the admin login and password. The Compliance user would be able to link the account(s) for which they wish to vote on.
- The list of accounts should be mailed to helpdesk.evoting@cdslindia.com and on approval of the accounts they would be able to cast their vote.
- A scanned copy of the Board Resolution and Power of Attorney (POA) which they have issued in favour of the Custodian, if any, should be uploaded in PDF format in the system for the scrutinizer to verify the same.

(xix) In case you have any queries or issues regarding e-voting, you may refer the Frequently Asked Questions ("FAQs") and e-voting manual available at www.evotingindia.com, under help section or write an email to helpdesk.evoting@cdslindia.com.

Other Instructions:–

- The voting rights of shareholders shall be in proportion to their shares of the paid up equity share capital of the company as on the cut-off date (record date) of 19th September, 2017.
- Mr. Manish Maheshwari, Proprietor M/s M. Maheshwari & Associates, Company Secretaries (Membership No. FCS: 5174, CP No. 3860) has been appointed as the Scrutinizer to scrutinize the E-voting process in a fair and transparent manner.
- The Scrutinizer shall, immediately after the conclusion of voting at the AGM, first count the votes cast at the AGM and thereafter unblock the votes cast through Remote E-voting in the presence of at least two witnesses not in the employment of the Company. The Scrutinizer shall make, not later than forty eight (48) hours of conclusion of the AGM, a consolidated scrutinizer's report, of the total votes cast in favour or against, if any to the Chairman of AGM or any other person authorized by him in writing who shall countersign the same and declare the result of the voting. The results declared along with Scrutinizer's Report shall be placed on the Company's website www.shaktipumps.com and on the website of CDSL immediately after the result is declared.

For and on the behalf of the Board
Shakti Pumps (India) Limited

Ravi Patidar
Company Secretary
M. No. ACS 32328

Place: Pithampur
Date: 28/07/2017

ANNEXURE TO THE NOTICE

Explanatory Statement in respect of Special Business Pursuant to Section 102 of The Companies Act, 2013

Item No. 5

In pursuance of Section 148 of the Companies Act, 2013 and Rule 14 of the Companies (Audit and Auditors) Rules, 2014, the Company is required to appoint a cost auditor to audit the cost records of the applicable products of the Company. On the recommendation of the Audit Committee at its meeting held on July 28, 2017, the Board has, considered and approved the appointment of **M/s. M. P. Turakhia & Associates, Cost Accountants** as the cost auditor for the financial year 2017-18 at a remuneration of₹55,000/- per annum plus applicable Goods & Service Tax and reimbursement of out of pocket expenses.

The Board recommends this Ordinary resolution for approval of the Members.

None of the Directors/Key Managerial Personnel of the Company/ their relatives are in any way, concerned or interested, financially or otherwise, in the resolution.

Item No. 6

The tenure of **Mr. Ramesh Patidar (DIN: 00931437)**, as the Whole time Director of the Company to be expired on 16th October 2016. Based on the recommendation of Nomination and Remuneration Committee, the Board at its meeting held on 25th October 2016, has re-appointed as Whole-time Director for a further period of five years commencing from 17th October, 2016 till 16th October, 2021, on the following terms and conditions, subject to the approval by the members of the Company at this AGM. The remuneration payable to Mr. Ramesh Patidar as contained in the agreement signed between Mr. Ramesh Patidar and Company is within the limits prescribed in the Companies Act, 2013 ("the Act"), A brief profile of Mr. Ramesh Patidar is included as an annexure to this Notice as per the requirements of regulation 17 SEBI (Listing obligation and disclosure requirements) Regulation, 2015.

The terms and conditions on which Mr. Ramesh Patidar is proposed to be re-appointed as Whole –time Director are as under:-

a) Term:-

The term of Whole Time Director is for a period commencing from **17th October, 2016 till 16th October, 2021**.

b) Salary:-

₹2, 00,000/- (Rupees Two Lacs only) per month.

c) Perquisites:-

The perquisites shall be valued as per Income Tax Rules, 1962. For this purpose, perquisites will be as follows:-

1. **Medical Reimbursement:** The reimbursement of actual medical expenses incurred by self and family of the Whole time Director.
2. **Health Insurance:** Health Insurance premium for covering self and dependant family members of Mr. Sunil Patidar.
3. **Leave Travel Concession:** For self and family once in a year.
4. **Leave:** As per the Rules of the Company applicable to the Senior Executives.
5. **Accident Insurance:** Premium not to exceed₹12,000/-.per annum.
6. **Car:** Facility of Company Car with Driver.
7. **Education Allowances:-** Upto ₹3,00,000 per annum. (Not Part of Salary)
8. **Other Perquisites:-** Performance Incentives, Commission. (Not Part of Salary)

d) Other Benefits:-

In addition to the perquisites, the Whole time Director shall also be entitled to the following benefits, which shall not be included in the computation of ceiling on remuneration specified above:-

1. Provident Fund:-Company's Contribution towards Provident Fund at the rate of 12% of the salary or such rate prescribed as per Employees' provident fund and Miscellaneous Provisions Act, 1952.
2. Superannuation Fund:- Company's Contribution subject to a maximum of 15% of the Salary for every completed year of service.
3. Gratuity: As per the rules of the Company applicable to the Senior Executive.
4. Leave Encashment: Payable annually-in excess of 90 days.

e) Minimum Remuneration:-

Notwithstanding anything herein above stated where in any accounting year, the company incurs a loss or its profit are in adequate, the Company shall continue to pay the same remuneration as stated above as minimum remuneration but not exceeding the limit specified **under Part II of section II of Schedule V** of the Companies Act, 2013, or such other limits as may be approved by the Central Government from time to time as minimum remuneration.

Considering the Vast knowledge and rich business experience of Mr. Ramesh Patidar, the Board recommends the passing of said **Special resolution** in the interest of the Company.

None of the Directors, Key managerial personnel and relatives of such persons except Mr. Ramesh Patidar is, in any way, concerned or interested, finance/ally or otherwise, in the Resolution.

The Board recommends the Special Resolution set out at Item no. 6 for approval of the Members.

Item No. 7

Mr. Shyam Sunder Raghuvanshi (DIN: 02285727) who was appointed as Director w.e.f. September 1, 2005 and is continuing as Independent Director. In order to comply with the provisions of Section 149(4), (10) & (11) and 152(6) (e) of the Companies Act, 2013 and regulation 17 of SEBI (LODR) Regulations 2015, it is proposed to re-appoint Mr. Shyam Sunder Raghuvanshi to hold office for 3 (three) consecutive years from **30th July 2017 to 29th July 2020.**

It may be noted that Mr. Shyam Sunder Raghuvanshi has given a declaration under Section 149(7) of the Companies Act, 2013 that he meets the criteria of Independence as provided in Section 149(6) of the Companies Act, 2013.

Further, in the opinion of the Board also, he fulfills the conditions specified in the Companies Act, 2013 for such an appointment.

It may also be mentioned that none of the other Directors (other than Mr. Shyam Sunder Raghuvanshi) /Key Managerial Personnel of the Company/ their relatives are, in any way, concerned or interested, financially or otherwise, in these resolutions.

The Board commends the Special Resolutions set out at Item No.7 of the Notice for approval by the shareholders.

Item No. 8

Mr. Pramod Kumar Bhawsar (DIN: 07825119) who has been appointed as an Additional Independent Director of the Company pursuant to the provision of Section 161(1) of the Companies Act, 2013 and the Articles of Association of the Company effective from 19th May 2017 holds office upto the date of this Annual General Meeting and is eligible for appointment as an Independent Director.

Mr. Pramod Kumar Bhawsar is not disqualified from being appointed as Director in terms of Section 164 of Companies Act, 2013 and has given his consent to act as Director.

Accordingly, the Board recommends the resolution in relation to appointment of Mr. Pramod Kumar Bhawsar as Nominee Director, for the approval by the shareholders of the Company.

Except Mr. Pramod Kumar Bhawsar, none of the Directors and Key Managerial Personnel of the Company and their relatives are concerned or interested, financial or otherwise, in the resolution set out at Item No. 8.

Item No. 9

During the year 2015-16, the Company has paid remuneration of₹1,68,00,000/- to **Mr. Dinesh Patidar (DIN 00549552)**, Chairman and Managing Director of the Company which have exceeded the limit prescribed in Section II of Part II of Schedule V of the Companies Act, 2013 by₹48,00,000/- and remuneration paid to the Managing Director has become excess purely on account of the abnormal reduction in profit due to reduction in export sales during the year 2015-16. The Company has filed the application for waiver of excess remuneration to the Central Government for their approval.

The present tenure of Mr. Dinesh Patidar as Chairman and Managing Director of the Company expires by the efflux of time on 31st August, 2015. Mr. Dinesh Patidar, Graduated, aged about 55 years is an Industrialist and currently the Chairman and Managing Director of the Company. He is equipped with over 30 years' experience of business and pumps Industry. Having regard to the long association of Mr. Dinesh Patidar with the Company and taking into account his wide experience over 30 years and vast knowledge in Pumps Industry, the Board of Directors at its meeting held on 8th August 2015 has re-appointed Mr. Dinesh Patidar, as Chairman and Managing Director of the Company, liable to retire by rotation, for a further period of 3 (three) consecutive years commencing from 1st September, 2015 to 31st August, 2018 to continue to avail his valuable experience and expertise in the best interest of the Company.

His appointment and remuneration fixed by the Board have been recommended by the Nomination and Remuneration Committee and are in accordance with Schedule V to the Companies Act, 2013 ("the Act") and same was approved by the shareholders in their meeting held on 26th September 2015.

The Board of Directors have fixed the following remuneration as per the recommendations of the Nomination and Remuneration Committee to be paid to Mr. Dinesh Patidar, as Chairman and Managing Director of the Company during their respective periods of reappointment with power to make such variation or increase therein as may be thought fit from time to time, but within the ceiling laid down under Schedule V to the said Act, or any statutory amendment or relaxation thereof;

a) **Term:** The term of Chairman & Managing Director is for a period commencing from **1st September, 2015 till 31st August, 2018**.

b) **Salary :** ₹14,00,000/- (Rupees Fourteen Lacs only) per month.

c) **Perquisites:** The perquisites shall be valued as per Income Tax Rules, 1962. However the amount of perquisites shall be restricted to annual salary. For this purpose, perquisites will be as follows:-

1. **Medical Reimbursement:** The reimbursement of actual medical expenses incurred by self and family of the Chairman & Managing Director.
2. **Health Insurance:** Health Insurance premium for covering self and dependant family members of Mr. Dinesh Patidar.
3. **Leave Travel Concession:** For self and family once in a year.
4. **Club Fees:** Fees of clubs subject to the maximum of two clubs.
5. **Credit Cards:** Entry and renewal fees to be reimbursed/ paid by Company. All expenses for official purposes to be reimbursed/ paid by the company at actual.
6. **Leave:** As per the Rules of the Company applicable to the Senior Executives.

7. **Accident Insurance:** Premium not to exceed₹12,000/-. per annum

d) **Reimbursement of Expenses:**
Expenses incurred for travelling, board and lodging including for Mr. Dinesh Patidar's spouse and attendant(s) during business trips and provision of car(s) for use on Company's business and communication expenses at residence shall be reimbursed at actuals and not considered as perquisites.

e) **Other Benefits:**
In addition to the perquisites, the Chairman & Managing Director shall also be entitled to the following benefits, which shall not be included in the computation of ceiling on remuneration specified above:

1) **Provident Fund:** Company's Contribution towards Provident Fund at the rate of 12% of the salary or such rate prescribed as per Employees' provident fund and Miscellaneous Provisions Act, 1952.
2) **Superannuation Fund:** Company's Contribution subject to a maximum of 15% of the salary for every completed year of service.
3) **Gratuity:** As per the rules of the Company applicable to the Senior Executive.
4) **Leave Encashment:** Payable annually-in excess of 90 days.

Overall Remuneration

Subject to an overall limit of 5% of the net profit individually and 10% of the net profit collectively payable to the Chairman & Managing Director and Whole-time Director of the Company, as calculated in accordance with **Section 197 and other applicable provisions read with Schedule V** to the said Act, as may be for the time being in force.

Minimum Remuneration

In the event of loss or inadequacy of profits in any financial year during the currency of tenure of office of the appointees, the Company may pay them remuneration by way of consolidated salary and perquisites in accordance with the limits laid down under **Section II of Part II of Schedule V** to the said Act, as may be applicable at the relevant time, subject to necessary approval(s) as may be required.

The perquisites specified in **Section II of Part II of Schedule V** to the Act, however shall not be included in the computation of the ceiling on remuneration specified under **Section II of Part II of Schedule V** to the Act. The value of the perquisites for the purpose of calculating the above annual ceiling shall be evaluated as per Income Tax Rules wherever applicable otherwise at actuals.

Sitting Fee

The appointees shall not so long as they act as Chairman & Managing Director of the Company, be paid any sitting fees for attending any meeting of the Board or Committee thereof.

Termination

Notwithstanding anything contained in this Agreement, either party shall be entitled to determine this Agreement by giving three calendar months' notice in writing in that behalf to the other party and on the expiry of the period of such notice, this Agreement shall stand terminated. The Company shall also be entitled without assigning any reason whatsoever to terminate the Agreement on giving to the appointees three months' salary as specified hereinabove under the head Remuneration, in lieu of three calendar months' notice required to be given under this clause.

Service of Notice

Any notice to be given hereunder shall be sufficiently given or served in case of the appointees by being delivered either personally to them or left for them at their addresses last known to the Company or sent by registered post addressed to them at such address and in the case of the Company by being delivered at or sent by registered post addressed to its Registered Office; any such notice if so posted shall be deemed served on the day following that on which it was posted. In terms of requirements under Schedule V to the Companies Act 2013, the Company requires to seek members' approval by a special resolution for minimum remuneration payable to the respective appointees in the scale laid down in Section II of Part II of Schedule V to the Act. In the event of loss or inadequate profits, the Company will obtain approval of Central Government for continuing the payment of Remuneration to the aforesaid appointees.

Memorandum of Interest

None of the Directors, Key managerial personnel and relatives of such persons except Mr. Dinesh Patidar and Mr. Sunil Patidar is, in any way, concerned or interested, financial or otherwise, in the aforesaid Resolution. The Board accordingly recommends the Resolutions set out in item Nos. 9 of the accompanying Notice for members' approval by way of Special Resolution.

Inspection of documents

The draft of the proposed Agreements to be entered into between the Company and the appointees are available for inspection by the Members of the Company at its Registered Office, on any working day prior to the date of the meeting **during 2.00 p.m to 4.00 p.m** and will also be available at the meeting.

Abstract of Terms and Conditions

This should be treated as an abstract of the terms of appointment and memorandum of interest of the respective appointees as required under Section 190 of the Act. In terms of the Schedule V of the Companies Act, 2013 the following information is given to the shareholders:

I.	General Information:	
1.	Nature of Industry	Manufacturing of Submersible Pumps and Motors
2.	Date commencement of commercial production	1995

Item No. 10

The Company is engaged in the business of manufacturing, selling, distribution and marketing of pumps and motors.

The Company, in the Ordinary course of its business enters into various transactions, contracts, arrangements which are at arm's length basis with various affiliates ["Related Party" as per the provisions of the Companies Act, 2013 (the Act) and Regulation 2 (1) (zb) of SEBI (Listing Obligations and Disclosure Requirements) Regulations, 2015 (the SEBI Regulations")].

The Transaction with related parties inter-alia includes sale, purchase, leasing of properties, availing or rendering of services, reimbursement of expenses, lease rent payments, lending or borrowing of monies (as may be permissible under the provisions of the Act), etc., which are entered into, in the ordinary course of business, are at arms' length basis and in the best interest of the Company.

Considering the future business projections, the Company envisages the transactions with related parties may exceed the materiality threshold of 10% of the annual turnover of the Company. Thus, in terms of explanations (i) of Regulation 23 of the SEBI Regulations, by way of abundant caution, approval of the shareholders is being sought.

The disclosure as required under the Rule 15 of the Companies (Meeting of Board and its Power) Rules, 2014 are as under:

S. No.	Name of the Related Party	Nature of Relationship	Nature of transaction	Value of Transaction
1	Shakti Pumps LLC, USA	Wholly owned Subsidiary	Sale of Pump & Motors	₹60.00 Crores
2	Shakti Pumps FZE , UAE	Wholly owned Subsidiary	Sale of Pump & Motors	₹30.00 Crores
3	Shakti Pumps Pty Ltd. Australia	Wholly owned Subsidiary	Sale of Pump & Motors	₹2.00 Crores
4	Shakti Irrigation India Limited	Enterprise over Which Key management are able to exercise significant influence	Purchase of Components, Drip Irrigation Pipes, And Pipes	₹25.00 Crores
5	Vintex Tools Private Limited	Enterprise over Which Key management are able to exercise significant influence	Purchase of Dies	₹20.00 Crores
6	Shakti Energy Solutions Private Limited	Enterprise over Which Key management are able to exercise significant influence	Purchase of Solar System	₹6.00 Crores
7	Arsh Industrial Solutions Private Limited	Enterprise over Which Key management are able to exercise significant influence	Purchase of Nuts & Bolts	₹1.00 Crore

The Annual value of the transactions proposed is estimated on the basis of the Company's current transactions and future business projections.

The Audit Committee and the Board, at their meetings held on 28th July 2017, considered and approved the aforesaid transactions. The Board is of the opinion that the above transaction shall be in the best interest of the Company.

Except as mentioned in Notes to Accounts in Balance sheet (Accounting Standard 18) none of the Director, Key Managerial Personnel or their respective relatives are in any way concerned or interested, financially or otherwise, in this Resolution. Except Mr. Dinesh Patidar and Mr. Sunil Patidar.

The Board recommends the Special Resolutions as set out at Item No. 10 of the Notice for approval by the shareholders.

For and on the behalf of the Board
Shakti Pumps (India) Limited

Ravi PatidarProprietor
Company Secretary
M. No. ACS32328

Place : Pithampur
Date : 28 / 07 / 2017

3. Financial performance based on given indicators. (₹ in lacs)

Year ending 31st March	Sales	Operating Profit	Profit before Tax	Profit After Tax
2013	21033.53	3337.83	2119.37	1844.60
2014	29655.23	4828.48	3569.87	2572.02
2015	29852.31	4818.51	3502.08	2572.02
2016	26384.79	1743.45	342.85	197.51
2017	40492.85	4728.90	3132.90	2132.16

4. Export performance	Year	FOB Value of Export
	2014-15	₹1,56,43,40,080
	2015-16	₹1,12,36,94,485
	2016-17	₹97,95,74,909
5. Foreign investments or collaborators, if any	Company has three foreign wholly owned Subsidiary namely:-	
	a) Shakti Pumps USA, LLC	
	b) Shakti Pumps FZE, UAE	
	c) Shakti Pumps Pty Ltd, Australia	

II. Information about the appointee:		
Background details	He is an Industrialist and currently the Chairman and Managing Director of the Company. He is a graduate and has over 30 years of experience in business of Submersible Pumps and Motors.	
Past remuneration	The remuneration drawn by Mr. Dinesh Patidar during the past two years is as follows:	
(b) Past remuneration	Year	₹
	2014-15	1.68 Crs.
	2015-16	1.68 Crs
c) Recognition or awards	The appointee takes interest in the social and cultural activities.	
d) Job Profile and Suitability	Mr. Dinesh Patidar is Chairman and Managing Director of the Company. Devotes his whole time and attention to the business and management of affairs of the Company and carries out such duties as entrusted to him by the Board and exercises such powers as assigned to him from time to time by the Board subject to superintendence control and direction of the Board in connection with and in the best interest of the Company including the business of its associates and/or its subsidiaries. He is one of the Promoters of the Company. His job profile centers around to provide vision, guidance and direction for long term growth of the Company.	
e) Remuneration Proposed	It is proposed to pay consolidated remuneration to Mr. Dinesh Patidar upto ₹1.68 Crores per annum (Rupees One Crores Sixty Eight Lakhs) per annum by way of Salary and perquisites, performance based rewards/ incentives etc.	
f) Comparative Remuneration Profile with respect to Industry, Size of Company, Profile of the position and person.	Considering the responsibility shouldered by him of the enhanced business activities of the Company, proposed remuneration is commensurate with Industry standards and Board level positions held in similar sized and similar positioned businesses.	
g) Pecuniary relationship directly or indirectly with the company or relationship with the Managerial Personnel, if any.	Except salary and perquisites to be received from the Company by the appointee including their relatives and to receive dividend declared by the Company, if any, including amounts disclosed in the Annual Report under the related party transactions, Mr. Dinesh Patidar do not have any pecuniary relationship directly or indirectly with the Company or relationship with the managerial personnel of the Company.	

III. Other Information:	
a) Reason of Loss or Inadequate profits	(a) Reduction in Revenue is primarily due to the following: (i) Reduction in export sales during the year 2015-16 was due to slackness in International Market
b) Steps taken or proposed to be taken for improvement.	Following steps taken by the Company for improvement: (i) Shakti widened its exclusive dealer network, increased the offtake of Solar Pumps and DC pumps. (ii) Reinforced its Marketing Team, strengthened ties with Retailers and Restructured the Company to enhance overall competitiveness. (iii) Shakti targeted the African Marketed with renewed enthusiasm. (iv) All around reduction in cost and better product mix to achieve higher realizations.
c) Expected increase in productivity and profit in measurable terms	Initiatives involving product development, introduction of value added products and such other steps are being taken to improve the overall productivity and to achieve profitability of the Company.

Information pursuing to 1.25 of the Secretarial Standards on General Meetings (SS-2) regarding Director seeking appointment/ Re-appointment:

Mr. Dinesh Patidar

III. Other Information:	
Age	55 years
Qualifications	Graduate
Experience	30 years
Terms And Conditions of appointment or re-appointment	(i) Tenure of this appointment shall be three years with effect from 1st September 2015 to 31st August 2018. (ii) The Managing Director of the Company is the whole time Director of the Company and shall not be liable to retire by rotation. The Managing Director would be employed on a whole time basis and will not be permitted to undertake any other business, work or public office, honorary or remunerative, except with the written permission of the Competent Authority in each case. (iii) The Managing Director shall be entitled to such other privileges, allowance, facilities and amenities in accordance with rules and regulations as may be applicable to other employees of the Company and as may be decided by the Board, within the overall limits prescribed under the Act. (iv) Managing Director will cease to be Director on cessation of his employment with the Company. (v) The appointment shall be governed by section 196, 197, 203 read with Schedule V of the Companies Act, 2013 and rules made thereunder. (vi) The separation from this engagement could be effected by either side giving three month's notice.
Last drawn remuneration	Rs.1.44 Crores per annum
Date of first appointment on the Board	April 21, 1995
No. of shares held	3521488 shares
Relationship with Directors, Managers & KMP	Brother of Mr. Sunil Patidar (Whole-Time Director)
Number of Board Meetings Attended during the year	5 (Five)
Other Directorships	(i) Shakti Irrigation India Limited. (ii) SPIL Energy Limited
Chairman/ Member of the Committees of the Boards of other Companies	N.A.

Details of Directors seeking appointment/re-appointment at the forthcoming Annual General Meeting:-

Name of Directors	Mr. Dinesh Patidar	Mr. Ramesh Patidar	Mr. Sunil Patidar	Mr. Shyam Sunder Raghuvanshi	Mr. Pramod Kumar Bhavsar
Date of Birth	March 25, 1962	January 25, 1973	July 13,1969	December 21, 1935	June 27,1953
Expertise in specific functional areas	Experience over 3 decades in the field of Manufacturing & Selling Stainless Steel Pumps	International Business	Human resources Management and Industrial Relations	Completed major water supply projects- Indore, Ujjain, Gwalior and Jabalpur	Forex Business, Restructuring of Accounts including handling of CDR, Effective participation in consortium meetings, Statutory and RBI audit and Credit Audit.
Date of appointment	January 30 , 2006	October 17, 2006	April 21, 1995	September 1, 2005	May 19, 2017
No. of Equity Share held in the Company	3521488 Equity Shares	76848 Equity Shares	1562200 Equity Shares	Nil	Nil
disclosure of relationships between directors inter-se	Brother of Mr. Sunil Patidar (Whole Time Director)	Nil	Brother of Mr. Dinesh Patidar (Chairman and Managing Director)	NIL	Nil
Qualification	Graduate	M.B.A.	Graduate	B.E. (Hons) Civil Engineering	B.Sc. (University of Indore), CAIIB Pt.-I.(Indian Institute of Bankers)
List of outside Directorship held in Public Company	1. Shakti Irrigation India Limited 2.SPIL ENERGY LIMITED	Nil	1.Shakti Irrigation India Limited	Nil	Nil
Chairman/Member of the Committee of the Board of Directors of the Company	Member of Audit Committee	Nil	Nil	Member of Audit Committee, Nomination and remuneration Committee, Stakeholder Relationship Committee, and Chairman of CSR Committee	Nil
Chairman/Member of the Committee of the Board of Directors of other Companies	Nil	Nil	Nil	Nil	Nil

Boards' Report

Your Directors have great pleasure in presenting the 22nd Annual Report and the Company's Audited Financial Statement for the financial year ended March 31, 2017.

Dear members

Financial Performance

The financial Summary:-

(₹ in Lacs)

Particulars	2016-17	2015-16
Sales & Other Income	41171.94	27222.22
Profit before Finance Cost, Depreciation & Tax	6008.70	2949.70
Finance Cost	1596.00	1400.60
Depreciation & Amortisation Expenses	1279.80	1206.25
Profit before Tax	3132.90	342.84
Current Tax	877.12	73.79
Deferred Tax	147.04	71.55
MAT Credit Entitlement	(23.42)	-
Profit after Tax	2132.16	197.50

Financial Performance

During the year, your Company has registered sales and other income of ₹41,171.94 lacs as compared to ₹27,222.22 lacs of previous year showing an increase in sales by 51.21%. The Company was able to register growth in domestic sales by 98.71% i.e. ₹31,552.57 lacs in current year as compared to ₹15,879.34 lacs in previous year and decrease in export sales by 12.82% i.e. ₹9,795.75 in current year as compared to ₹11,236.95 lacs in previous financial year. The Company earned profit before depreciation, interest and tax of ₹6,008.70 lacs as against ₹2,949.70 lacs in previous year.

Dividend

The Board has also recommended a dividend of ₹2/- (20%) per fully paid-up Equity Share of ₹10/- each of the Company, for the year ended March 31, 2017, subject to the approval of the Members at the ensuing Annual General meeting.

Transfer of Reserve

Company has not transferred/utilised any amount from Reserve for distributing dividend.

Listing Information

The Company Shares are listed as follows:

Name of Stock Exchanges	Stock Code/ Symbol
BSE Limited (BSE) P.J. Towers, Dalal Street, Mumbai-400001	531431
National Stock Exchange of India Limited (NSE) "Exchange Plaza", C - 1, Block - G, Bandra-Kurla Complex, Bandra (E), Mumbai - 400 051.	SHAKTIPUMP

Share Capital

There is no change in the authorised share capital of the Company and the authorised share capital of the Company as on 31st March, 2017 is ₹40.00 crores.

The paid up share capital of the Company as on 31st March, 2017 is ₹18,38,01,560/- During the year under review the Company has converted its 15,00,000 Compulsory Convertible Preference share into 16,36,363 Equity Shares.

Susbsidiaries, Joint Ventures and Associates Companies

As on March 31, 2017 your Company is having following Subsidiaries:

1. Shakti Pumps USA, LLC
2. Shakti Pumps FZE, UAE
3. Shakti Pumps Pty Ltd, Australia

There has been no material change in the nature of the business of the Company and its Subsidiary.

In respect of statements pursuant to Section 129 (3) of the Companies Act, 2013 in Form AOC - 1 attached Annexure 'I'containing details of subsidiaries forms part of this Annual Report.

The Consolidated Financial Statement of the Company prepared as per AS-21, AS-23 and AS-27 Consolidated the Company's account with its Subsidiaries have also been included as part of this Annual Report.

Directors Responsibility Statement

As required by section 134 (3) (c) of Companies Act 2013.

Your Directors state that:

a) in the preparation of the annual accounts for the year ended March 31, 2017, the applicable accounting standards read with requirements set out under Schedule III to the Act, have been followed and there are no material departures from the same;

b) the Directors have selected such accounting policies and applied them consistently and made judgments and estimates that are reasonable and prudent so as to give a true and fair view of the state of affairs of the Company as at March 31, 2017 and of the profit of the Company for the year ended on that date;

c) the Directors have taken proper and sufficient care for the maintenance of adequate accounting records in accordance with the provisions of the Act for safeguarding the assets of the Company and for preventing and detecting fraud and other irregularities;

d) the Directors have prepared the annual accounts on a 'going concern' basis;

e) the Directors have laid down internal financial controls to be followed by the Company and that such internal financial controls are adequate and are operating effectively; and

f) the Directors have devised proper systems to ensure compliance with the provisions of all applicable laws and that such systems are adequate and operating effectively.

Management Discussion and Analysis Report

The Management Discussion and Analysis forms an integral part of this Report and gives detail of the overall industry structure, developments, performance and state of affairs of the Company's various businesses viz., the international pump business operations, internal controls and their adequacy, risk management systems and other material developments during the financial year.

Corporate Governance

Corporate Governance is an ethically driven business process that is committed to values aimed at enhancing an organisations brand and reputation. The Companies Act, 2013 and SEBI (Listing obligation and Disclosure Requirements) Regulation 2015 have strengthened the governance regime in the country. The Company is in compliance with the governance requirements provided under the new law and had proactively adopted many provisions of the new law, ahead of time. The Company is committed to maintain the highest standards of corporate governance and adhere to the corporate governance requirements set out by SEBI.

A separate report on Corporate Governance is provided together with a Certificate from the Statutory Auditors of the Company regarding compliance of conditions of Corporate Governance. A Certificate of the MD and CFO of the Company, inter alia, confirming the correctness of the financial statements and cash flow statements, adequacy of the internal control measures and reporting of matters to the Audit Committee, is also annexed.

Deposits

During the financial year 2016-17, the Company has not accepted any deposit within the meaning of Sections 73 and 74 of the Companies Act, 2013 read together with the Companies (Acceptance of Deposits) Rules, 2014.

Details of Significant and Materials order passed by the Regulators, Courts, Tribunal

No significant and material order has been passed by the regulator, courts, tribunals impacting the going concern status and Companies operations in future.

Corporate Social Responsibilty

In line with provision of the Companies Act, 2013, the Company has framed its Corporate Social Responsibility (CSR) policy for the development of programs and projects for the benefit of weaker sections of the Society and the same has been approved by CSR Committee and the Board of Directors of the Company.

CSR policy has been uploaded on the Company's website at www.shaktipumps.com.

Pursuant to requirements under section 135 and rules made there under a Report on CSR activities and initiatives taken during the in prescribed format is given in annexure II which is annexed hereto and forms part of Director report.

Risk Management

Risk management is the process of identification, assessment, and prioritisation, of risk followed by coordinated efforts to minimise, monitor and mitigate/control the probability and/or impact of unfortunate events or to maximise the realisation of opportunities. The Company has laid a comprehensive risk assessments and minimisation procedure which is reviewed by the audit committee and approved by Board.

Internal Financial Control

According to Section 134(5)(e) of the Companies Act, 2013 the term Internal Financial Control (IFC) means the policies and procedures adopted by the Company for ensuring the orderly and efficient conduct of its business, including adherence to Company's policies, the safeguarding of its assets, the prevention and detection of frauds and errors, the accuracy and completeness of the accounting records, and the timely preparation of reliable financial information.

Contracts and Arrangements with Related Parties

All transactions entered with related parties during the financial year 2016-17, were on an arm's length basis and were in ordinary course of Business and the provisions of section 188 of the Companies Act, 2013 are not attracted. The disclosure in form AOC-2 is given Annexure III. Further, there are no materially significant related party transactions during the year made by the Company with promoter, Directors, Key Managerial personnel or other designated persons which may have potential conflict with the interest of the Company at large.

All related party transactions are placed before the audit committee for approval. Prior omnibus approval of the audit committee is obtained for the transaction which is of a foreseen and repetitive nature. Transaction entered into pursuant to omnibus approval so granted along with statements giving details of all related party transaction are placed before the audit Committee.

In line with the requirements of the Companies Act, 2013 and SEBI (Listing Regulations aqnd disclosure Requirements) Regulations, 2015, the Company has formulated a Policy on Related Party Transactions which is also available on Company's website at www.shaktipumps.com.

Directors

Mr. Sunil Patidar, Whole-Time Director (DIN: 002561763) retires from the Board by rotation and being eligible, offer himself for reappointment.

The above is subject to approval of the Shareholders in the ensuing Annual General Meeting.

Re-appointment of Mr. Ramesh Patidar (DIN: 00931437)as Whole-time Director on the Board with effect from 17th October, 2016 to 16th October, 2021 for a period of five years, subject to approval of

Members of your Company at the Annual General Meeting.

Re-appointment of Mr. Shyam Sunder Raghuvanshi (DIN: 02285757)as Independent Director on the Board with effect from 30th July, 2017 to 29th July, 2020 for a period of three years, subject to approval of Members of your Company at the Annual General Meeting.

Confirmation of Mr. Pramod Kumar Bhavsar (DIN:07825119) as an Independent Director who has been appointed in Board Meeting held on 19.05.2017 to hold office till the conclusion of the ensuing Annual General Meeting of the Company subject to approval of Members of your Company at the Annual General Meeting.

Mr. Bal Mukund Sharma (DIN: 07018632) has been resigned from the post of Independent Director on July 25, 2016 and Mr. Raj Kumar Jain (DIN: 01092456) has been resigned from the post of Independent Director on February 06, 2017.

Policy on Directors' Appointment and Remuneration and Other Details

The Remuneration Policy of the Company is designed to attract, motivate and retain manpower in a competitive and international market. The policy reflects the Company's objectives for good corporate governance as well as sustained long-term value creation for shareholders. The Remuneration Policy applies to the Company's senior management, including its Key Managerial Person and Board of Directors. The Nomination and Remuneration Policy for the members of Board and Executive Management is available on the Company's website, www.shaktipumps.com

Annual Evaluation of Board's Performance

In accordance with the provisions of Schedule IV of the Companies Act 2013, a separate meeting of the Independent Directors was held on February 06, 2017. Without the attendance of Non-Independent Directors and Members of the Management. The Committee has reviewed the performance and effectiveness of the Board in this meeting as a whole for the Financial Year 2016-17.

Finance & Accounts

The agenda for the Finance and Accounts function of your Company is to assist in driving superior performance of the business, pioneer-thought leadership and develop future-ready talent in finance.

- **Risk and Internal Adequacy:**
  Your Company has an elaborate Risk Management procedure, which is based on three pillars: Business Risk Assessment, Operational Control Assessment and Policy Compliance processes. Major risks identified by the businesses and functions are systematically addressed through mitigating actions on a continuing basis. The Company's internal control systems are commensurate with the nature of its business and the size and complexity of its operations. These are routinely tested and certified by Statutory as well as Internal Auditors and cover all offices, factories and key business areas. Significant audit observations and follow up actions thereon are reported to the Audit Committee. The Audit Committee reviews adequacy and effectiveness of the Company's internal control environment and monitors the implementation of audit recommendations, including those relating to strengthening of the Company's risk management policies and systems.

- **Goods and Service Tax**
  Goods and Service Tax (GST) is a landmark reform which will have a lasting impact on the economy and on businesses. Implementation of a well-designed GST model that applies to the widest possible base at a low rate can provide significant growth stimulus to the business and contribution to the Prime Minister's mission of "Make in India". Your Company has been preparing for migrating to GST for the past year; changes across IT systems. Supply Chain and operations have been made keeping in mind the sweeping changes that GST would bring in. While there are few areas that need to be addressed, the Government has announced an intention to go live on GST on 1st July, 2017 and your Company will be ready for this transformative reform.

Key Managerial Personnel

The Key Managerial Personnel (KMP) in the Company as per Section 2(51) and 203 of the Companies Act, 2013 are as follows:-

Mr. Dinesh Patidar: - Managing Director (DIN: 00549552)

Mr. Sunil Manoharlal Patidar: - Whole Time Director (DIN: 02561763)

Mr. Ramesh Patidar: - Whole Time Director (DIN: 00931437)

Mr. Akhilesh Maru: - Chief Financial Officer

Mr. Ravi Patidar: - Company Secretary & Compliance Officer

Number of Meetings of the Board

The details of the number of Board and Audit Committee meetings of the Company are set out in the Corporate Governance Report which forms part of this Report.

Disclosure Relating to Remuneration of Directors, Key Managerial Personnel and Particulars of Employees

In terms of the provisions of Section 197(12) of the Companies Act, 2013 read with Rules 5 (2) of the Companies (Appointment and Remuneration of Managerial Personnel) Rules, 2014, a statement showing the names and other particulars of the employees drawing remuneration in excess of the limits set out in the said rules is given in annexure IV .

Disclosure by Independent Directors

All Independent Directors have given declarations that they meet the criteria of independence as laid down under section 149(6) of the Companies Act, 2013 and Regulation 25 of SEBI (Listing Obligations and Disclosure Requirements) Regulations 2015.

Disclosure Under the Sexual Harassment of Women at Workplace (Prevention, Prohibition and Redressal) Act, 2013

The Company has a policy and it provides for protection against sexual harassment of woman at work place and for prevention and redressal of such complaints.

The Company has zero tolerance on Sexual Harassment at workplace. During the year under review, no complaints were received against the sexual harassment at workplace.

Auditors

M/s Modi Manoj & Co., Chartered Accountants, having Firm Registration No. 030165N, New Delhi were appointed as Statutory Auditors of your Company at the Annual General Meeting held on 27th September 2016, for a term of five consecutive years. As per the provisions of Section 139 of the Companies Act, 2013, the appointment of Auditors is required to be ratified by Members at every Annual General Meeting. The Report given by the Auditors on the financial statements of the Company is part of the annual report. There has been no qualification, reservation, adverse remark or disclaimer given by the Auditors in their Report.

Secretarial Auditor

The board has appointed M/s M. Maheshwari & Associates, Practising Company Secretary to conduct the Secretarial Audit of the Company for the financial year 2017-18. The Secretarial Audit Report for the financial year 2016-17 is annexed herewith as "Annexure V" to this report. The Secretarial Audit Report contains adverse remark regarding late filling of Form CRA-4 for Report of Cost Auditor.

Explanation to Adverse Remark

The filling of Form CRA-4 was overlooked due to other occupancies, and the same is in process of filling.

Cost Auditor

As per the requirement of Central Government and pursuant to the provisions of Section 148 of the Companies Act, 2013 read with the Companies (Cost Records and Audit) Rules, 2014, as amended from time to time, the Company has been carrying out audit of Cost Records.

The Board of Directors, on the recommendation of Audit Committee, has appointed M/s. M.P. Turakhia & Associates, Cost Accountant, as Cost Auditor to audit the cost accounts of the Company for the Financial Year 2017-18 at a remuneration of ₹55,000 As required under the Companies Act, 2013. A resolution seeking members' approval for the remuneration payable to the Cost Auditor forms part of the Notice convening the Annual General Meeting.

Extract of Annual Return

The extract of Annual Return as on March 31, 2017 in the prescribed Form No. MGT-9, pursuant to Section 92(3) of the Companies Act, 2013 and Rule 12 (1) of the Companies(Management and Administration) Rules, 2014 is attached herewith as `Annexure VI` and forms part of this Report.

Vigil Mechanism

The Company has framed a vigil mechanism/whistle blower policy to deal with unethical behavior actual or suspected fraud or violation of the Companies Code of Conducts or ethics policy, if any. The Vigil Mechanism/ whistle blower policy has been uploaded on the website of the Company.

Particulars of Loans Given, Investments Made, Guarantees Given and Securities Provided

The Details of loans, guarantees or investments covered under the provision of under Section 186 of the Companied Act, 2013 are given in the Note to the Financial Statement.

Conservation of Energy, Technology Absorption and Foreign Exchange Earnings and Outgo

The information on conservation of energy, technology absorption and foreign exchange earnings and outgo as stipulated under Section 134 of the Companies Act, 2013 read with the Companies (Accounts)

Rules, 2014, is set out herewith as "Annexure VII" to this Report.

Acknowledgement

The Directors of the Company wish to convey their gratitude and place on record their appreciation for all the employees at all levels for their hard work, solidarity, cooperation and dedication during the year.

The Directors sincerely convey their appreciation to customers, shareholders, vendors, bankers, business associates, regulatory and government authorities for their continued support.

Appreciation and Acknowledgments

Your Directors place on record their deep appreciation to employees at all levels for their hard work, dedication and commitment. The enthusiasm and unstinting efforts of the employees have enabled the Company to remain as industry leaders.

The board places on record its appreciation for the support and co-operation your Company has been receiving from its suppliers, retailers, dealers and other associated with the Company. Your Company looks upon them as partners in its progress and has shared with them the rewards of growth. It will be your Company's endeavour to build and nurture strong links on mutuality of benefits, respect for and co-operation with each other, consistent with consumer interests.

The Directors also take the opportunity to thank all shareholders, clients, vendors, Banks, Government and Regulatory authorities and stock exchanges, for their continued support.

For and on behalf of the Board of Directors
SHAKTI PUMPS (INDIA) LIMITED

Dinesh Patidar
Chairman & Managing Director
DIN:-00549552

Place:-Pithampur
Dated:-28.07.2017

Annexure – I

Form AOC-1

(Pursuant to first proviso to sub-section (3) of section 129 read with rule 5 of Companies (Accounts) Rules, 2014)
Statement containing salient features of the financial statement of subsidiaries/associate companies/joint ventures

Part "A": Subsidiaries

(Information in respect of each subsidiary to be presented with amounts in ₹)

1.	Name of the subsidiary	Shakti Pumps LLC	Shakti Pumps FZE	Shakti Pumps PTY Limited
2.	Reporting period for the subsidiary concerned, if different from the holding company's reporting period	31.03.2017	31.03.2017	31.03.2017
3.	Reporting currency and Exchange rate as on the last date of the relevant Financial year in the case of foreign subsidiaries	USD 64.50	AED 17.60	AUD 50.30
4.	Share capital	3331941	15656115	1489988
5.	Reserves & surplus	-	-	-
6.	Total assets	132979180	219527487	16778754
7.	Total Liabilities	132979180	219527487	16778754
8.	Investments	-	-	-
9.	Turnover	218700798	311251119	6287435
10.	Profit before taxation	30790958	(22369046)	(3375286)
11.	Provision for taxation	12845758	-	-
12.	Profit after taxation	17945200	(22369046)	(3375286)
13.	Proposed Dividend	-	-	-
14.	% of shareholding	100	100	100

Notes: The following information shall be furnished at the end of the statement:

1. Names of subsidiaries which are yet to commence operations.
2. Names of subsidiaries which have been liquidated or sold during the year.

Part "B":- Associates and Joint Ventures

Statement pursuant to Section 129 (3) of the Companies Act, 2013 related to Associate Companies and Joint Ventures

Name of associates/Joint Ventures		NA	NA	NA
1.	Latest audited Balance Sheet Date			
2.	Shares of Associate/Joint Ventures held by the Company on the year end			
No.				
Amount of Investment in Associates/Joint Venture				
Extend of Holding %				
3.	Description of how there is significant influence			
4.	Reason why the associate/joint venture is not consolidated			
5.	Net worth attributable to shareholding as per latest audited Balance Sheet			
6.	Profit/Loss for the year			
	i. Considered in Consolidation			
	ii. Not Considered in Consolidation			

Annexure – II

Annual Report on Corporate Social Responsibility (CSR) Activities

A brief outline of the Company's CSR policy, including overview of projects or programmes proposed to be undertaken and a reference to the web-link to the CSR policy and projects or programmes.

CSR Policy of the Company

Our aim is to be one of the most respected companies in India delivering superior and everlasting value to all our customers, associates, shareholders, employees and Society at large. The CSR initiatives focus on holistic development of host communities and create social, environmental and economic value to the society. To pursue these objectives we will continue to:

1. Work actively in areas of eradication of hunger and poverty, provide opportunity and financial assistance for the promotion of education, provide medical aid to the needy and down trodden.
2. Collaborate with likeminded bodies like Voluntary organisations, charitable trusts, governments and academic institutes in pursuit of our goals.
3. Interact regularly with stakeholders, review and publicly report our CSR initiatives.

The CSR policy is available on companies website .i.e.www.shaktipums.com.

Average net profit of the Company for last three financial years:

Average net Profit ₹23,29,22,592/-

4. Prescribed CSR Expenditure (Two percent of the amount as in item 3 above) The Company is required to spend ₹46,58,452/- and Previous year unspent amount ₹48,07,062/-

The Total Amount required to be spent for the Financial 2016-17 of ₹94,65,513/-

5. Details of CSR spend for the financial year:-
   a) Total amount to be spent for the financial year 2016-17: ₹94,65,513/-
   b) Amount unspent: ₹62,73,731/-
   c) Manner in which the amount spent during the financial year is detailed below:

Sl. No.	CSR Project or Activity identified	Sector in Which the project is Covered	Projects or Programs (1) Local Area or other (2) Specify the State and District where Projects or Programs was undertaken	Amount Outlay (Budget) project or programs wise (Rs,)	Amount spent on the project or programs (Rs,)	Cumulative expenditure up to reporting period (Rs,)	Amount spent: Direct or through Implementing agency (Rs,)
1	Installation of Solar Pumps Sets At Bare Foot College	Social	Tilonia	500000	4,22,350	4,22,350	0
2	Installation of Solar Pumps Sets SGSITS	Social	Indore	5,00,000	4,24,200	8,46,550	0
3	Installation of Solar Pumps Sets Gram Panchayat	Social	Madansuri	9,00,000	8,67,635	17,14,185	0
4	Deposit of School Fees	Social	Village Sulawad	25,000	21,027	17,35,212	0
5	Installation of Pumps Sets at Ganesh Temple	Social	Nihalpur, Mundi	30,000	26,570	17,61,782	0
6	Annual Function Donation	Social	Mhow	5,000	5,000	17,66,782	0
7	Free Medical Treatment at Shakti Foundation	Social	Rau	15,00,000	14,25,000	31,91,782	0

Implementing Agency:-

6. During the financial year Company has spent ₹31,91,782/- out of ₹94,65,513/- and the Company could not spend the remaining balance amount due to difficulties of fund allocation and need to more time for verification of various proposal received from Implementing Agencies. Company is fully committed & dedicated towards its Social Responsibility. The balance amount will be spent in the financial year 2017-18.

7. The CSR Committee of the Board of Directors hereby confirms that implementation and Monitoring is fully accordance with the CSR Policy of the Company. The amount spent under CSR activities was fully complied with CSR objective and Policy of the Company. The said contribution does not violate any provision of the Companies Act, 2013 and Rules made their under.

Signature	Signature
Dinesh Patidar **Chairman & Managing Director** **(DIN: 00549552)**	**Shyam Sunder Raghuvanshi** **Chairman CSR Committee** **(DIN: 02285727)**

Annexure – III

Form No. AOC - 2

(Pursuant to clause (h) of sub-section (3) of section 134 of the Act and Rule 8(2) of the Companies (Accounts) Rules, 2014

Form for Disclosure of particulars of contracts/arrangements entered into by the Company with related parties referred to in sub section (1) of section 188 of the Companies Act, 2013 including certain arms length transaction under third proviso thereto.

1. Details of contracts or arrangements or transactions not at Arm's length basis.

Sl. No.	Particulars	Details
1	Name (s) of the related party & nature of relationship	NA
2	Nature of contracts/arrangements/transaction	NA
3	Duration of the contracts/arrangements/transaction	NA
4	Salient terms of the contracts or arrangements or transaction including the value, if any	NA
5	Justification for entering into such contracts or arrangements or transactions'	NA
6	Date of approval by the Board	NA
7	Amount paid as advances, if any	NA
8	Date on which the special resolution was passed in General meeting as required under first proviso to section 188	NA

2. Details of contracts or arrangements or transactions at Arm's length basis.

Sl. No.	Particulars	Details
1	Name (s) of the related party & nature of relationship	NA
2	Nature of contracts/arrangements/transaction	NA
3	Duration of the contracts/arrangements/transaction	NA
4	Salient terms of the contracts or arrangements or transaction including the value, if any	NA
5	Date of approval by the Board	NA
6	Amount paid as advances, if any	NA

Annexure – IV

DETAILS PERTAINING TO REMUNERATION AS REQUIRED UNDER SECTION 197 (12) OF THE COMPANIES ACT 2013 READ WITH RULE 5(1) OF THE COMPANIES (APPOINTMENT AND REMUNERATION MANAGERIAL PERSONNEL RULE 2014.

1) The percentage increase in Remuneration of each Director, Chief Financial Officer, Chief Executive Officer and Company Secretary in the financial year 2016-17 and ratio of remuneration of each key managerial personnel (KMP) against the performance are as under:-

Sl. No.	Name of Director/KMP and Designation	Remuneration of Director/ KMP for the Financial year 2016-17 (In ₹)	Percentage Increase in Remuneration for the Financial Year 2016-17	Ratio of Remuneration of each Director to the Median Remuneration of Employees
1.	Mr. Dinesh Patidar Managing Director	1,44,92,500	0.00%	64.28
2.	Mr. Sunil Patidar Whole- Time Director	23,81,285	81.83%	10.56
3.	Mr. Ramesh Patidar Whole Time Director	25,69,120	22.73%	11.40
4.	Mr. Akhilesh Maru Chief Financial Officer	20,22,144	0.00%	8.97
5.	Mr. Ravi Patidar Company Secretary	6,39,096	0.00%	2.83

2) The Median Remuneration of Employees of the Company during the financial year was ₹2,25,442/-

3) There was an increase of 22.60% in median remuneration of employees during the financial year.

4) The number of permanent employees on the rolls of the Company is 580 for the year ended March 31, 2017.

5) Average percentage increase made in the salaries of employees other than the managerial personnel in the last Financial Year 2016-17 was 14.50%.

6) It is affirmed that remuneration paid during the year ended 31st March, 2017 is as per the Remuneration Policy of the Company.

Annexure - V

Form No. MR-3

SECRETARIAL AUDIT REPORT

[Pursuant to section 204(1) of the companies act, 2013 and rule no.9 of the companies (appointment and remuneration of managerial personnel) rules, 2014]

FOR THE FINANCIAL YEAR ENDED MARCH 31, 2017

To,
The Members,
SHAKTI PUMPS (INDIA) LIMITED
CIN: L29120MP1995PLC009327
Plot No. 401, 402 & 413 Sector III Industrial Area
Pithampur, (M.P.) - 454774

We have conducted the Secretarial Audit of the compliance of applicable statutory provisions and the adherence to good corporate practices by Shakti Pumps (India) Limited (hereinafter called the Company). Secretarial Audit was conducted in a manner that provided me/us a reasonable basis for evaluating the corporate conducts/statutory compliances and expressing my opinion thereon.

Based on our verification of the Shakti Pumps (India) Limited books, papers, minute books, forms and returns filed and other records maintained by the Company and also the information provided by the Company, its officers, agents and authorised representatives during the conduct of secretarial audit, We hereby report that in our opinion, the Company has, during the audit period covering the financial year ended on March 31, 2017 complied with the statutory provisions listed hereunder and also that the Company has proper Board-processes and compliance-mechanism in place to the extent, in the manner and subject to the reporting made hereinafter:

We have examined the books, papers, minute books, forms and returns filed and other records maintained by Company for the financial year ended on March 31, 2017 according to the provisions of:

i. The Companies Act, 2013 (the Act) and the rules made there under read with notifications, exemptions and clarifications thereto;

ii. The Securities Contracts (Regulation) Act, 1956 ('SCRA') and the rules made there under;

iii. The Depositories Act, 1996 and the Regulations and Bye-laws framed there under;

iv. Foreign Exchange Management Act, 1999 and the rules and regulations made there under to the extent of Foreign Direct Investment, Overseas Direct Investment and External Commercial Borrowings;

v. The following Regulations and Guidelines prescribed under the Securities and Exchange Board of India Act, 1992 ('SEBI Act'):-

   a. The Securities and Exchange Board of India (Substantial Acquisition of Shares and Takeovers) Regulations, 2011 as amended from time to time;

   b. The Securities and Exchange Board of India (Prohibition of Insider Trading) Regulations, 2015 as amended from time to time;

   c. The Securities and Exchange Board of India (Issue of Capital and Disclosure Requirements) Regulations, 2009 and amendments from time to time.

   d. The Securities and Exchange Board of India (Employee Stock Option Scheme and Employee Stock Purchase Scheme) Guidelines, 1999 and The Securities and Exchange Board of India (Share Based Employee Benefits) Regulation, 2014. (Not applicable as the Company during the reporting period under Audit).

   e. The Securities and Exchange Board of India (Issue and Listing of Debt Securities) Regulations, 2008. (Not applicable as the Company during the reporting period under Audit);

   f. The Securities and Exchange Board of India (Registrars to an Issue and Share Transfer Agents) Regulations, 1993 as amended from time to time regarding the Companies Act and dealing with client;

   g. The Securities and Exchange Board of India (Delisting of Equity Shares) Regulations, 2009 as amended from time to time. (Not applicable as the Company during the reporting period under Audit)

   h. The Securities and Exchange Board of India (Buyback of Securities) Regulations, 1999. (Not applicable as the Company during the

reporting period under Audit)

vi. We have in principally verified existing systems and mechanism which is followed by the Company to ensure compliance of other laws as applicable to the Company Like:

i. The Special Economic Zone Act, 2005, and rules made thereunder

And have relied on the representation made by the Company and its officers in respect of aforesaid systems and mechanism for compliances of other applicable Acts, Laws and Regulations and found the satisfactory operation of the same.

We have also examined compliance with the applicable clauses of the following:

(i) Secretarial Standards on Board and General Meeting (SS-1 & SS-2) issued by The Institute of Company Secretaries of India.

(ii) The Listing Agreements entered into by the Company with BSE Limited and National Stock Exchange Limited read with SEBI (Listing Obligation and Disclosure Requirements) Regulations, 2015.

During the period under review the Company has complied with the provisions of the Act, Rules, Regulations, Guidelines, Standards, etc. mentioned above except to the extent as mentioned below-

1. Company has not filed form CRA-4 for Report of Cost Auditor.

We further report that
We rely on Statutory Auditor's Report in relation to the financial statements and accuracy of financial figures for Sales Tax, Wealth Tax, Value Added Tax, Related Party Transactions, Provident Fund, ESIC, etc. as disclosed under Financial Statements, Accounting Standard 18 and note on foreign currency transactions during our audit period.

The Board of Directors of the Company is duly constituted with proper balance of Executive Directors, Non-Executive Directors and Independent Directors. The changes in the composition of the Board of Directors that took place during the period under review were carried out in compliance with the provisions of the Act.

Adequate notice is given to all directors to schedule the Board Meetings, agenda and detailed notes on agenda were sent at least seven days in advance, and a system exists for seeking and obtaining further information and clarifications on the agenda items before the meeting and for meaningful participation at the meeting.

All the decisions at Board Meetings and Board Committee Meetings are carried out unanimously/majority as recorded in the Minutes of the Board of Directors of the Company or committee of the Board, as the case may be.

We further report that there are adequate systems and processes in the Company commensurate with the size and operations of the Company to monitor and ensure compliance with applicable laws, rules, regulations and guidelines.

We further report that during the Audit period the Company has no specific events / actions that having a major bearing on the Company's affairs in pursuance of the above referred laws, rules, regulations, guidelines, standard, etc. except the Company has converted its 15,00,000 Compulsory Convertible Preference share into 16,36,363 Equity Shares.

We further report that during the financial year 2015-16, the Company has paid excess remuneration ₹48,00,000/- to its Managing Director according to Section 197 of Companies Act, 2013 and rules made thereunder, thereafter the Company has filled form MR-2 to Central Government for waiver of excess remuneration paid by Company and approval is pending.

Note : This Report is to be read with our letter dated 21st July, 2017 which is annexed as Annexure A and forms and integral part of this report.

For M. Maheshwari & Associates
Company Secretaries
Firms U.C.N. I2001MP213000

Manish Maheshwari
Proprietor
FCS-5174
CP-3860

Date : 21st July, 2017
Place : Indore

Dated: 21.07.2017

To,
The Members,
SHAKTI PUMPS (INDIA) LIMITED
CIN: L29120MP1995PLC009327
Plot No. 401, 402 & 413 Sector III Industrial Area
Pithampur, (M.P.) - 454774

Our Secretarial Audit Report of even date is to be read along with this letter.

1. Maintenance of secretarial record is the responsibility of the management of the Company. Our responsibility is to express an opinion on these secretarial records based on our audit.
2. We have followed the audit practices and process as were appropriate to obtain reasonable assurance about the correctness of the contents of the Secretarial records. The verification was done on the test basis to ensure that correct facts are reflected in secretarial records. We believe that the process and practices, we followed provide a reasonable basis for our opinion.
3. We have not verified the correctness and appropriateness of financial records and Books of Accounts of the Company.
4. Where ever required, we have obtained the Management representation about the compliances of laws, rules, regulations and happening of events etc.
5. The compliances of the provisions of Corporate and other applicable laws, rules, regulations, standards is the responsibility of management. Our examination was limited to the verification of procedures on test basis.
6. The Secretarial Audit report is neither an assurance as to the future viability of the Company nor of the efficacy of effectiveness with which the management has conducted the affairs of the Company.

For M Maheshwari & Associates
Company Secretaries
Firms U.C.N. I2001MP213000

Date: 21st July, 2017
Place: Indore

Manish Maheshwari
Proprietor
FCS-5174
CP-3860

Annexure – VI

Form MGT 9

EXTRACT OF ANNUAL RETURN

As on the Financial Year ended 31.03.2017

Pursuant to Section 92(3) of the Companies Act, 2013 and Rule 12(1) of the Companies (Management & Administration) Rules, 2014

I. REGISTRATION & OTHER DETAILS:

i	CIN	L29120MP1995PLC009327
ii	Registration Date	21/04/1995
iii	Name of the Company	Shakti Pumps (India) Limited
iv	Category/Sub-category of the Company	Company limited by shares/Indian Non-Government Company
v	Address of the Registered office & contact details	Plot no. 401, 402 & 413 Sector III Industrial Area Pithampur -Dist. Dhar-M.P.-454774
vi	Whether listed company	Yes
vii	Name, Address & contact details of the Registrar & Transfer Agent, if any	Adroit Corporate Services Pvt. Ltd. 17-20, Jafferbhoy Ind. Estate, 1st Floor, Makwana Road, Marol Naka, Andheri (E), Mumbai 400059. Tel: +91 (0) 22 42270400| Direct: +91 (0)22 42270423 |Fax: +91 (0)22 28503748

II. PRINCIPAL BUSINESS ACTIVITIES OF THE COMPANY

All the business activities contributing 10% or more of the total turnover of the Company shall be stated

Sl. No.	Name & Description of main products/services	NIC Code of the Product /service	% to total turnover of the Company
1.	Manufacturing Pumps and Motors	28132	100%

III. PARTICULARS OF HOLDING, SUBSIDIARY & ASSOCIATE COMPANIES

Sl. No.	Name & Description of main products/services	NIC Code of the Product /service	% to total turnover of the Company
1	Shakti Pumps USA, LLC	821 West forest Brook Rd Maitland 32751	Wholly Owned Subsidiary
2	Shakti Pumps FZE,UAE	Saifzone Sharjah, UAE.PO BOX	Wholly-Owned Subsidiary
3	Shakti Pump Pty Ltd. Australia	Suite 301, Level 3, 171 Clarence Street, Sydney, NSW, 2000	Wholly-Owned Subsidiary

IV. SHAREHOLDING PATTERN

(Equity Share Capital Breakup as Percentage of Total Equity)

i. Category-wise Share Holding

Category of Shareholders	No.of Shares held at the beginning of the year				No.of Shares held at the end of the year				% Change during the year
	Demat	Physical	Total	% of Total Shares	Demat	Physical	Total	% of Total Shares	
A. Promoters									
(1) Indian									
a) Individual/HUF	0	0	0	0.00	0	0	0	0.00	0.00
b) Central Govt.	0	0	0	0.00	0	0	0	0.00	0.00

Category of Shareholders	No.of Shares held at the beginning of the year				No.of Shares held at the end of the year				% Change during the year
	Demat	Physical	Total	% of Total Shares	Demat	Physical	Total	% of Total Shares	
c) State Govt(s)	0	0	0	0.00	0	0	0		0.00
d) Bodies Corp.	37500	0	37500	0.22	47500	0	47500	0.26	0.03
e) Banks /FI	0	0	0	0.00	0	0	0	0.00	0.00
f) Any other									
f-1) DIRECTORS RELATIVES	3266000	0	3266000	19.51	3266000	0	3266000	17.77	-1.74
f-2) DIRECTORS	5083688	0	5083688	30.36	5083688	0	5083688	27.66	-2.70
Total Shareholding of promoter (A)	**8387188**	**0**	**8387188**	**50.09**	**8397188**	**0**	**8397188**	**45.69**	**-4.41**
B.Public Shareholding									
(1) Institutions									
a) Mutual Funds	828709	0	828709	4.95	340000	0	340000	1.85	-3.10
b) Banks / FI	16677	0	16677	0.10	30781	0	30781	0.17	0.07
c) Central Govt.	0	0	0	0.00	0	0	0	0.00	0.00
d) State Govt(s)	0	0	0	0.00	0	0	0	0.00	0.00
e) Venture Capital Funds	0	0	0	0.00	0	0	0	0.00	0.00
f) Insurance Companies	0	0	0	0.00	0	0	0	0.00	0.00
g) FIIs	0	0	0	0.00	0	0	0	0.00	0.00
h) Foreign Venture Capital Funds	0	0	0	0.00	0	0	0	0.00	0.00
i) Others (Specify)	0	0	0	0.00	0	0	0	0.00	0.00
Sub-total (B) (1)	**845386**	**0**	**845386**	**5.05**	**370781**	**0**	**370781**	**2.02**	**-3.03**
(2) Non - Institutions									
a) Bodies Corp.									
i) Indian	3588444	0	3588444	21.43	3694572	0	3694572	20.10	-1.33
ii) Overseas	0	0	0	0.00	1680919	0	1680919	9.15	9.15
b) Individuals									
i) Individual shareholders holding nominal share capital upto ₹1 lakh	2496177	79808	2575985	15.38	2578219	78804	2657023	14.46	-0.93
ii) Individual shareholders holding nominal share capital in excdess of ₹1 lakh	869661	24800	894461	5.34	1042560	24800	1067360	5.81	0.47
c) Others (Specify)									
c-1) NON RESIDENT INDIANS(INDIVIDUALS)	272097	0	272097	1.63	288687	0	288687	1.57	-0.05
c-2) CLEARING MEMBER	31058	0	31058	0.19	54452	0	54452	0.30	0.11
c-3) TRUSTS	149174	0	149174	0.89	169174	0	169174	0.92	0.03
Sub-total (B)(2)	**7406611**	**104608**	**7511219**	**44.86**	**9508583**	**103604**	**9612187**	**52.30**	**7.44**
Total Public Shareholding(B)= (B)(1)+(B)(2)	**8251997**	**104608**	**8356605**	**49.91**	**9879364**	**103604**	**9982968**	**54.31**	**4.41**
C. Shares held by Custodian for GDRs & ADRs									
Promoter and Promoter Group	0	0	0	0	0	0	0	0	0
Public -	0	0	0	0	0	0	0	0	0
Sub-total (C)	**0**	**0**	**0**	**0**	**0**	**0**	**0**	**0**	**0**
Grand Total (A+B+C)	**16639185**	**104608**	**16743793**	**100**	**18276552**	**103604**	**18380156**	**100**	**0**

ii. Shareholding of Promoters

Sl. No.	Shareholder's Name	No.of Shares held at the beginning of the year			No.of Shares held at the end of the year			% Change during the year
		No. of Shares	% of total Shares of the Company	%of Shares Pledged / encumbered to total shares	No. of Shares	% of total Shares of the Company	%of Shares Pledged / encumbered to total shares	
1	ANKIT PATIDAR	1500000	8.96	0.00	1500000	8.16	0.00	-0.80
2	DINESH PATIDAR	3521488	21.03	0.00	3521488	19.16	0.00	-1.87
3	SEEMA PATIDAR	94000	0.56	100.00	94000	0.51	100.00	-0.05
4	VINTEX TOOLS PRIVATE LIMITED	37500	0.22	0.00	47500	0.26	0.00	0.03
5	INDIRA PATIDAR	334000	1.99	50.90	334000	1.82	50.90	-0.18
6	PALLAVI PATIDAR	341800	2.04	53.25	341800	1.86	53.25	-0.18
7	AISHWARYA PATIDAR	385400	2.30	72.03	385400	2.10	72.03	-0.20
8	GEETA PATIDAR	610800	3.65	72.69	610800	3.32	72.69	-0.32
9	SUNIL PATIDAR	1562200	9.33	64.40	1562200	8.50	64.40	-0.83
	TOTAL	**8387188**	**50.09**	**25.92**	**8397188**	**45.69**	**25.88**	**-4.41**

iii. Change in Promoters' Shareholding (please specify, if there is no change)

Sl. No.		Name of Promoter's	As On Date	No.of Shares held at the beginning of the year		Cumulative Shareholding during the year	
				No. of Shares	% of total shares of the Company	No. of Shares	% of total shares of the Company
1	At the beginning of the year	VINTEX TOOLS PRIVATE LIMITED	01/04/2016	37500	0.22	37500	0.22
	Date wise Increase / Decrease in Promoters Share holding during the year			NIL	NIL		
	At the End of the year		31/03/2017	10000	0.05	47500	0.26
2	At the beginning of the year	SUNIL PATIDAR	01/04/2016	1562200	9.33	1562200	9.33
	Date wise Increase / Decrease in Promoters Share holding during the year			NIL	NIL		
	At the End of the year		31/03/2017	0	0.00	1562200	8.50
3	At the beginning of the year	SEEMA PATIDAR	01/04/2016	94000	0.56	94000	0.56
	Date wise Increase / Decrease in Promoters Share holding during the year			NIL	NIL		
	At the End of the year		31/03/2017	0	0.00	94000	0.51
4	At the beginning of the year	DINESH PATIDAR	01/04/2016	3521488	21.03	3521488	21.03
	Date wise Increase / Decrease in Promoters Share holding during the year			NIL	NIL		
	At the End of the year		31/03/2017	0	0.00	3521488	19.16

Sl. No.		Name of Promoter's	As On Date	No.of Shares held at the beginning of the year		Cumulative Shareholding during the year	
				No. of Shares	% of total shares of the Company	No. of Shares	% of total shares of the Company
5	At the beginning of the year	INDIRA PATIDAR	01/04/2016	334000	1.99	334000	1.99
	Date wise Increase / Decrease in Promoters Share holding during the year			NIL	NIL		
	At the End of the year		31/03/2017	0	0.00	334000	1.82
6	At the beginning of the year	GEETA PATIDAR	01/04/2016	610800	3.65	610800	3.65
	Date wise Increase / Decrease in Promoters Share holding during the year			NIL	NIL		
	At the End of the year		31/03/2017	0	0.00	610800	3.32
7	At the beginning of the year	PALLAVI PATIDAR	01/04/2016	341800	2.04	341800	2.04
	Date wise Increase / Decrease in Promoters Share holding during the year			NIL	NIL		
	At the End of the year		31/03/2017	0	0.00	341800	1.86
8	At the beginning of the year	ANKIT PATIDAR	01/04/2016	1500000	8.96	1500000	8.96
	Date wise Increase / Decrease in Promoters Share holding during the year			NIL	NIL		
	At the End of the year		31/03/2017	0	0.00	1500000	8.16
9	At the beginning of the year	AISHWARYA PATIDAR	01/04/2016	385400	2.30	385400	2.30
	Date wise Increase / Decrease in Promoters Share holding during the year			NIL	NIL		
	At the End of the year		31/03/2017	0	0.00	385400	2.10

iv. Shareholding Pattern of top ten Shareholders (other than Directors, Promoters and Holders of GDRs and ADRs):

Sl. No.	For Each of the Top 10 Shareholders	Name of Shareholder's	As On Date	No.of Shares held at the beginning of the year		Cumulative Shareholding during the year	
				No. of Shares	% of total shares of the Company	No. of Shares	% of total shares of the Company
1	At the beginning of the year	M L SECURITIES AND FINANCE PVT LTD	01/04/2016	1837383	10.97	1837383	10.97
	Date wise Increase / Decrease in Share holding during the year		24/03/2017	-38554	0.21	1798829	9.79
	At the End of the year		31/03/2017	-27000	0.15	1771829	9.64
2	At the beginning of the year	AFHOLDINGS	01/04/2016	0	0.00	0	0.00
	Date wise Increase / Decrease in Share holding during the year		30/06/2016	1636363	8.90	1636363	8.90
	At the End of the year		31/03/2017	0	0.00	1636363	8.90

Sl. No.	For Each of the Top 10 Shareholders	Name of Shareholder's	As On Date	No.of Shares held at the beginning of the year		Cumulative Shareholding during the year	
				No. of Shares	% of total shares of the Company	No. of Shares	% of total shares of the Company
3	At the beginning of the year	FRANKLIN TEMPLETON MUTUAL FUND A/C FRANK	01/04/2016	828709	4.95	828709	4.95
	Date wise Increase / Decrease in Share holding during the year		15/07/2016	-9919	0.05	818790	4.45
			29/07/2016	-59258	0.32	759532	4.13
			05/08/2016	-30823	0.17	728709	3.96
			23/12/2016	-109747	0.60	618962	3.37
			30/12/2016	-25002	0.14	593960	3.23
			06/01/2017	-158480	0.86	435480	2.37
			13/01/2017	-35480	0.19	400000	2.18
			10/03/2017	-60000	0.33	340000	1.85
	At the End of the year		31/03/2017	0	0.00	340000	1.85
4	At the beginning of the year	RAJAL SECURITIES PRIVATE LIMITED	01/04/2016	463400	2.77	463400	2.77
	Date wise Increase / Decrease in Share holding during the year			NIL	NIL		
	At the End of the year		31/03/2017	0	0.00	463400	2.52
5	At the beginning of the year	VINAY SECURITIES PRIVATE LIMITED	01/04/2016	363000	2.17	363000	2.17
	Date wise Increase / Decrease in Share holding during the year			NIL	NIL		
	At the End of the year		31/03/2017	0	0.00	363000	1.97
6	At the beginning of the year	SNEHAL BHUPENDRA SHAH	01/04/2016	175000	1.05	175000	1.05
	Date wise Increase / Decrease in Share holding during the year		25/11/2016	44122	0.24	219122	1.19
			02/12/2016	5878	0.03	225000	1.22
			03/02/2017	20000	0.11	245000	1.33
	At the End of the year		31/03/2017	0	0.00	245000	1.33
7	At the beginning of the year	V E C Strategic Growth Fund	01/04/2016	0	0.00	0	0.00
	Date wise Increase / Decrease in Share holding during the year		02/09/2016	149174	0.81	149174	0.81
			07/10/2016	20000	0.11	169174	0.92
	At the End of the year		31/03/2017	0	0.00	169174	0.92
8	At the beginning of the year	VEC Strategic Advantage Scheme III	01/04/2016	167502	1.00	167502	1.00
	Date wise Increase / Decrease in Share holding during the year			NIL	NIL		
	At the End of the year		31/03/2017	0	0.00	167502	0.91

Sl. No.	For Each of the Top 10 Shareholders	Name of Shareholder's	As On Date	No.of Shares held at the beginning of the year		Cumulative Shareholding during the year	
				No. of Shares	% of total shares of the Company	No. of Shares	% of total shares of the Company
9	At the beginning of the year	VEC AIF VEC STRATEGIC ADVANTAGE SCHEME	01/04/2016	149174	0.89	149174	0.89
	Date wise Increase / Decrease in Share holding during the year		02/09/2016	-149174	0.81	0	0.00
	At the End of the year		31/03/2017	0	0.00	0	0.00
10	At the beginning of the year	MURALEEDHARAN KESAVAN	01/04/2016	148500	0.89	148500	0.89
	Date wise Increase / Decrease in Share holding during the year			NIL	NIL		
	At the End of the year		31/03/2017	500	0.00	149000	0.81
11	At the beginning of the year	POLARIS BANYAN HOLDING PRIVATE LIMITED	01/04/2016	61441	0.37	61441	0.37
	Date wise Increase / Decrease in Share holding during the year		08/04/2016	57852	0.35	119293	0.71
			15/04/2016	17049	0.10	136342	0.81
	At the End of the year		31/03/2017	0	0.00	136342	0.74
12	At the beginning of the year	V E C Strategic Advantage Scheme II	01/04/2016	125596	0.75	125596	0.75
	Date wise Increase / Decrease in Share holding during the year			NIL	NIL		
	At the End of the year		31/03/2017	0	0.00	125596	0.68

v. Shareholding of Directors and Key Managerial Personal

Sl. No.	For Each of the Top 10 Shareholders	Name of Shareholder's	As On Date	No.of Shares held at the beginning of the year		Cumulative Shareholding during the year	
				No. of Shares	% of total shares of the Company	No. of Shares	% of total shares of the Company
1	At the beginning of the year	Dinesh Patidar	01/04/2016	3521488	21.03	3521488	21.03
	Date wise Increase / Decrease in Share holding during the year						
	At the end of the year		31/03/2017	3521488	21.03	3521488	21.03
2	At the beginning of the year	Ramesh Patidar	01/04/2016	76848	0.46	76848	0.46
	Date wise Increase / Decrease in Share holding during the year						
	At the end of the year		31/03/2017	76848	0.46	76848	0.46
3	At the beginning of the year	Sunil Patidar	01/04/2016	1562200	9.33	1562200	9.33
	Date wise Increase / Decrease in Share holding during the year						

Sl. No.	For Each of the Top 10 Shareholders	Name of Shareholder's	As On Date	No.of Shares held at the beginning of the year		Cumulative Shareholding during the year	
				No. of Shares	% of total shares of the Company	No. of Shares	% of total shares of the Company
	At the end of the year		31/03/2017	76848	0.46	76848	0.46
4	At the beginning of the year	Navin S Patwa	01/04/2016	1000	0.00	1000	0.00
	Date wise Increase / Decrease in Share holding during the year						
	At the end of the year		31/03/2017	1000	0.00	76848	0.00
5	At the beginning of the year	Rajkumar Jain*	01/04/2016	100	0.00	100	0.00
	Date wise Increase / Decrease in Share holding during the year						
	At the end of the year		31/03/2017	100	0.00	100	0.00
6	At the beginning of the year	S. S. Raghuvanshi	01/04/2016	0	0.00	0	0.00
	Date wise Increase / Decrease in Share holding during the year						
	At the end of the year		31/03/2017	0	0.00	0	0.00
7	At the beginning of the year	Sridhar Narayan	01/04/2016	0	0.00	0	0.00
	Date wise Increase / Decrease in Share holding during the year						
	At the end of the year		31/03/2017	0	0.00	0	0.00
8	At the beginning of the year	Bal Mukund Sharma*	01/04/2016	0	0.00	0	0.00
	Date wise Increase / Decrease in Share holding during the year						
	At the end of the year		31/03/2017	0	0.00	0	0.00
9	At the beginning of the year	Nishtha Neema	01/04/2016	0	0.00	0	0.00
	Date wise Increase / Decrease in Share holding during the year						
	At the end of the year		31/03/2017	0	0.00	0	0.00
10	At the beginning of the year	Akhilesh Maru	01/04/2016	2	0.00	2	0.00
	Date wise Increase / Decrease in Share holding during the year						
	At the end of the year		31/03/2017	2	0.00	2	0.00
11	At the beginning of the year	Ravi Patidar	01/04/2016	0	0.00	0	0.00
	Date wise Increase / Decrease in Share holding during the year						
	At the end of the year		31/03/2017	0	0.00	0	0.00

* Mr. Balmukund Sharma has resigned from the post of Independent Director on 25.07.2016

* Mr. Rajkumar Jain has resigned from the post of Independent Director on 06.02.2017

V. INDEBTEDNESS

Indebtedness of the Company including interest outstanding/accrued but not due for payment

(₹in Lacs)

	Secured Loans excluding deposits	Unsecured Loans	Deposits	Total Indebtedness
Indebtedness at the beginning of the financial year				
i) Principal Amount	10181.41	0	0	10181.41
ii) Interest due but not paid	0	0	0	0
iii) Interest accrued but not due	0	0	0	0
Total (i+ii+iii)	10181.41	0	0	10181.41
Change in Indebtedness during the financial year	0	0	0	0
Addition	735.08	1932.33	0	2667.41
Reduction	4095.94	0	0	4095.94
Net Change	-3360.86	1932.33	0	-1428.53
Indebtedness at the end of the financial year				
i) Principal Amount	6820.55	1932.33	0	8752.88
ii) Interest due but not paid	0	0	0	0
iii) Interest accrued but not due	0	0	0	0
Total (i+ii+iii)	**6820.55**	**1932.33**	**0**	**8752.88**

VI. REMUNERATION OF DIRECTOR AND KMP

A. Remuneration to Managing Director, Whole-time Directors and/or Manager:-

Sl. No.	Particular of Remuneration	Mr. Dinesh Patidar, Managing Director	Mr. Sunil Patidar Whole-time Director	Mr. Ramesh Patidar Whole time Director	Total
1	Gross Salary				
	(a) Salary as per provisions contained in Section 17(1) of the Income Tax Act, 1961	1,44,00,000	12,00,000	19,20,000	1,75,20,000
	(b) Value of perquisites under Section 17(2) Income Tax Act, 1961	-	-	-	-
	(c) Profits in lieu of salary under Section 17(3) Income Tax Act, 1961	-	-	-	-
2	Stock Options	-	-	-	-
3	Sweat Equity	-	-	-	-
4	Commission	-	-	5,00,000	5,00,000
	- as % of profit	-	-	-	-
	- others, specify.	-	-	-	-
5	Others, Education Allowances	92,500	11,81,285	1,49,120	-
	Total	1,44,92,500	23,81,285	25,69,120	1,80,20,000
	Ceiling as per the Act	₹3.14 Cr. (being 10% of Net Profits of the Company calculated as per Section 198 of the Companies Act, 2013)			

B. Remuneration to other Directors:-

1. **Independent Directors:** No remuneration was paid to independent directors

Sl. No.	Particular of Remuneration	Mr. S.S. Raghuwanshi	Mr. Navin Patwa	Mr. Balmukund Sharma	Mr. Raj Kumar Jain	Mrs. Nishtha Neema	Total
1	-Fee for attending Board/ Committee Meetings	60,000	1,00,000	20,000	Nil	80,000	2,60,000
2	-Commission	Nil	Nil	Nil	Nil	Nil	Nil
3	- Others, please specify	Nil	Nil	Nil	Nil	Nil	Nil
	Total B.1	60,000	1,00,000	20,000	Nil	80,000	2,60,000
	Ceiling as per the Act	₹0.31 Cr. (being 1% of Net Profits of the Company calculated as per Section 198 of the Companies Act, 2013)					

2. **Other Non Executive Directors:** No remuneration was paid to other Non Executive directors

Sl. No.	Particular of Remuneration		Total
1	-Fee for attending Board/Committee Meetings	-	
2	-Commission	-	-
3	- Others, please specify	-	-
	Total B.2	0	0
	Total (B1+B2)	0	0
	Total Managerial Remuneration	0	0

C. REMUNERATION TO KEY MANAGERIAL PERSONNEL OTHER THAN MD/ MANAGER/ WTD

Sl. No.	Particular of Remuneration	Mr. Ravi Patidar Company Secretary	Mr. Akhilesh Maru CFO	Total
1	Gross Salary			
	(a) Salary as per provisions contained in Section 17(1) of the Income Tax Act, 1961.	6,39,096	20,22,144	23,41,468
	(b) Value of perquisites under Section 17(2) Income Tax Act, 1961	-	-	-
	(c) Profits in lieu of salary under Section 17(3) Income Tax Act, 1961	-	-	-
2	Stock Options	-	-	-
3	Sweat Equity	-	-	-
4	Commission	-	-	-
	- as % of profit	-	-	-
	- others, specify.	-	-	-
5	Others, please specify	-	-	-
	Total C	6,39,096	20,22,144	23,41,468
	Ceiling as per the Act	₹3.14 Cr. (being 10% of Net Profits of the Company calculated as per Section 198 of the Companies Act, 2013)		
	Total Managerial Remuneration = (A+B+C)			
	Overall Ceiling as per the Act	₹3.45 Cr. (being 11% of Net Profits of the Company calculated as per Section 198 of the Companies Act, 2013)		

VI. PENALTY/PUNISHMENT/COMPOUNDING OF OFFENCES

Type	Section of the Companies Act	Brief Description	Details of Penalty / Punishment / Compounding fees imposed	AUTHORITY [RD / NCLT / COURT]	Appeal made, if any (give details)
A. COMPANY					
Penalty	Nil	Nil	Nil	Nil	Nil
Punishment	Nil	Nil	Nil	Nil	Nil
Compounding	Nil	Nil	Nil	Nil	Nil
B. DIRECTOR					
Penalty	Nil	Nil	Nil	Nil	Nil
Punishment	Nil	Nil	Nil	Nil	Nil
Compounding	Nil	Nil	Nil	Nil	Nil
C. OTHER OFFICER IN DEFAULT					
Penalty	Nil	Nil	Nil	Nil	Nil
Punishment	Nil	Nil	Nil	Nil	Nil
Compounding	Nil	Nil	Nil	Nil	Nil

There were no penalties, punishments, compounding of offences for the year ended March 31, 2017.

For and on behalf of the Board of Directors

For Shakti Pumps (India) Limited

Ravi Patidar
Company Secretary
M. No. A32328

Annexure – VII

CONSERVATION OF ENERGY, TECHNOLOGY ABSORPTION AND FOREIGN EXCHANGE EARNINGS AND OUTGO

[Section 134 (3) (M) of The Companies Act, 2013 read with Rule 8(3) of the Companies Accounts) Rules, 2014]

Sl. No.	Particulars	
	Conservation of Energy:-	
1	the steps taken or impact on conservation of energy;	Company has installed energy efficient LED lights in place of conventional lights. We achieved annual savings of 214047 KWH. Also, the Company has installed VRF AC in place of conventional AC. We achieved annual savings of 131580 KWH.
2	the steps taken by the Company for utilising alternate sources of energy;	Solar Photovoltaic System installed for internal consumption and installation of DG set.
3	the capital investment on energy conservation equipments	₹0.30 cr.
Technology absorption:-		
(i)	the efforts made towards technology absorption	The Company has invested in cutting-edge manufacturing technologies and equipment from tech leaders like Mazak.
(ii)	the benefits derived like product improvement, cost reduction, product development or import substitution	Effective cost management, labour productivity and time-efficiency.
(iii)	in case of imported technology (imported during the last three years reckoned from the beginning of the financial year	No technology imported.
	(a) the details of technology imported	-
	(b) the year of import	-
	(c) whether the technology been fully absorbed	-
	(d) if not fully absorbed, areas where absorption has not taken place, and the reasons thereof; and	-
(iv)	The expenditure incurred on Research and Development	₹3,22,96,278.00
Foreign exchange earnings and Outgo:-		
(i)	The Foreign Exchange earned in terms of actual inflows during the year;	₹93,02,78,389.25
(ii)	The Foreign Exchange outgo during the year in terms of actual outflows.	₹25,87,51,968.00

Report on Corporate Governance

"I believe that nothing can be greater than a business, however small it may be, that is governed by conscience; and that nothing can be meaner or pettier than a business, however large, governed without honesty and without brotherhood."

– William Hesketh Lever

1. Company's Philosophy on Corporate Governance:-

The Company has adopted the code of governance as a responsible corporate citizen and to serve all stake holders viz. the employees, shareholders, customers, vendors and the society and thereby retaining and maximising stakeholders trust and value legally and ethically. The Company believes that doing business in a transparent, fair and ethical way will help the Company to achieve new heights in the long run.

The Company is in compliance with all the regulations stipulated by the Companies act 2013 SEBI (Listing Obligations and Disclosure Requirements) Regulations, 2015.

2. Board of Directors:-

The Board of Directors is entrusted with the ultimate responsibility of the management, general affairs, direction and performance of the Company and has been vested with requisite powers, authorities and duties. The Management Committee of the Company is headed by the Managing Director has business / functional heads as its members, which look after the management of the day-to-day affairs of the Company.

2.1 Director's Induction and Familiarisation:

The Board Familiarisation program comprises of the following:

- Induction program for new Independent Directors.
- Immersion sessions for new Independent Directors.
- Strategy session

All new Independent Directors are taken through detail induction and familiarisation program when they join the board of your Company. The Induction program is an exhaustive one that covers the history and culture of Shakti background of the Company and its growth over the last several decades, various milestones in the companies' existence since its incorporation, the present structure and an overview of businesses and functions.

As a part of the induction sessions, the Managing Director and the Chief Executive Officer provides an overview of the organisation, its history, values, culture and purpose. The Business and Functional Heads take the Independent directors through their respective businesses and functions. The Independent Directors are also inducted through Factory and Market visits to understand the operation of the Company. The Independent Directors are also exposed to the Constitution, board procedures, matters reserved for the Board and major risks facing the Business and mitigation programs. The Independent

Directors are also made aware of their roles and responsibility at the time of their appointment and a detailed letter of appointment is issued to them.

In the board meetings, Immersion sessions deal with the different part of the Business and bring out all the facets of the business besides the shape of the business. These immersion sessions provides a good understanding of the business to the independent director. Similar immersion sessions are also convened for various functions of the Company. These sessions are also an opportunity for the board to interact with the next level of the management. To make these sessions meaningful and insightful, pre-reads are circulated in advanced. Deep dive sessions are also organised on specific subjects for better appreciation by the board of its impact on the business. These are opportunities for Independent Director to interact amongst themselves every quarter. Many themes for such immersion sessions come through on account of these structured interactions and meetings of Independent Directors. The process of board evaluation also throws up areas where the board desires deep dive sessions on rural part of our business, statutory environment in which Company operates were organised for better understanding of the board of the implications on the business.

1.1 Composition of Board:-

The Board of Directors of the Company comprises an optimum combination of Executive and non Executive Directors, as required under regulation 17(1) (b)SEBI (Listing Obligations and Disclosure Requirements) Regulations, 2015 During the year ended March 31, 2017, the Board of Directors of the Company consisted of 7 Seven) Directors out of which 3 (Three) Executive Director including Chairman, 3 (Three) Independent Directors including one woman Director and 1 (one) Nominee Director appointed by AFHoldings. The composition of the Board represents an optimal mix of professionalism, knowledge and experience and enables the Board to discharge its responsibilities productively and provide effective leadership to the Company.

1.2 Independent Directors:

As required under the provisions of Section 149 of the Companies Act, 2013, all independent directors have declared that they meet the criteria of independence.

Pursuant to schedule IV of Companies Act, 2013 every Director has been issued the letter of appointment containing the terms and conditions of his /her appointment.

None of the Independent Directors are serving as independent directors in more than seven listed Companies, nor are serving in more than three Listed Companies as whole time Directors.

1.3 Separate Meeting of Independent Directors:-

i) In accordance with the provisions of Schedule IV of the Companies Act 2013, separate meeting of the Independent Director was held on February 06, 2017. Without the attendance of Non-Independent Directors and Members of the Management.

ii) The following Independent Directors were present at the Meeting Namely Mr. Navin Patwa, Mrs. Nishtha Neema and Mr. S. S. Raghuvanshi.

iii) The Meeting reviewed the performance of Non-Independent Directors and the Board as a whole.

iv) Also the meeting reviewed the performance of the Chairman of the Company.

v) Assist the quantity and quality and timeliness of law of information between Company Management and Board.

The names, position and categories of directors, their attendance at the board meetings held during the year and the last Annual General meeting and also the number of Director ships and committee positions held by them in other public limited companies are given below:-

1.4 No. of Directorship, Membership, and Chairmanship held by the directors in the board and committees of other companies.

Sl. No.	Name of Directors	Category of Directorship	No. of Board Meetings		Attendance at last AGM	No of outside Directorship in Public Limited Held	No. of Committee position held in other Public Limited Companies	
			Held	Attended			Membership	Chairmanship
1	Mr. Dinesh Patidar	Executive	5	5	Yes	2	-	-
2	Mr. Sunil Patidar	Executive	5	5	Yes	1	-	-
3	Mr. Ramesh Patidar	Executive	5	4	Yes	-	-	-
4	Mr. Rajkumar Jain	Independent	5	2	No	-	-	-
5	Mr. Shyam Sunder Raghuvanshi	Independent	5	3	Yes	-	-	-
6	Mr. Navin Sunderlal Patwa	Independent	5	5	Yes	-	-	-
7	Mr. Bal Mukund Sharma	Independent	2	1	No	-	-	-
8	Mr. Sridhar Narayan	Nominee	5	4	No	-	-	-
9	Mrs. Nishtha Neema	Woman	5	4	Yes	1	2	1

* Mr. Bal Mukund Sharma has resigned on 25.07.2016

* Mr. Raj Kumar jain has resigned on 06.02.2017

2 Board Meetings:-

During the financial year ended March 31, 2017, Five Board meetings were held on May 09, 2016, May 30, 2016, July 26, 2016; October 25, 2016, and February 06, 2017. The maximum time gap between two consecutive meetings was not more than one hundred and twenty days.

The necessary quorum was present for all the meetings.

3. Board Committees:-

COMMITTEES OF THE BOARD AND OTHER RELATED INFORMATION ARE PROVIDED HEREUNDER: COMPOSITION OF BOARD LEVEL COMMITTEES

3.1 Audit Committee:-

The terms of reference of Audit Committee. Audit committee is constituted according to the provisions of Regulation 18 SEBI (Listing Obligations and Disclosure Requirements) Regulations, 2015 read with section 177 of the Companies Act, 2013.

The Company's audit committee consists of Three Directors, out of which two are Non-executive Independent Directors. All the members have adequate knowledge in the areas of finance and accounting.

The Company Secretary of the Company acts as the Secretary to the audit committee.

The committee takes advice and recommendations from all the departmental heads, internal auditor, and statutory auditors whenever required.

Terms of Reference:-

Terms of reference of the committee broadly are as under:-

1) Overseeing the Company's financial reporting process and the disclosure of its financial information to ensure that the financial statements are correct, sufficient and credible.

2) Considering and recommending the appointment, re-appointment of the Statutory Auditor and Cost Auditors, fixation of the audit fees and fees for any other services rendered by them and if required, the replacement or removal of the Auditors.

3) Reviewing, with the management, the annual financial statements and auditor's report thereon before submission to the board for approval, with particular reference to:
   a) Matters required to be included in the directors responsibility statements to be included in the board's report in terms of 134(3)(c) of the companies Act 2013.
   b) Change if any in accounting policies and practices and reasons for the same.
   c) Major accounting entries involving estimates based on the exercise of judgment by management.
   d) Significant adjustments made in the financial statements arising out of audit findings
   e) Compliance with listing and other legal requirements relating to financial statements
   f) Disclosure of any related party transactions
   g) Qualifications in the draft audit report.
4) Reviewing with the management the quarterly financial statements before submission to the board for approval.
5) Reviewing with the management the statement of uses /application of Funds raised through an issue (Public, Right, Preferential Issues), The Statements of funds utilised for purposes other than those stated in the offer document Notices/Prospectus/Notice and Report submitted by the Monitoring agency the utilisation of proceeds of a public or right issue and making appropriate recommendations to the Board to take up steps in the matter.
6) Review and monitor the auditor's independence, performance and effectiveness of Audit Process.
7) Approval or any subsequent modification of transactions of the Company with related Parties.
8) Scrutiny of Inter corporate Loans and Investments.
9) Valuation of Undertakings or Assets of the Company where ever it is necessary.
10) Evaluation of Internal Financial Control and Risk Management.
11) Reviewing with Management Performance of Statutory and Internal auditor Adequacy of Internal Control Systems.
12) Reviewing the adequacy of Internal Audit Function, if any including the Structure of Internal Audit Department, Staffing and Seniority of the Official Heading of the Department, Reporting Structure Coverage and Frequency of Internal Audit.
13) Discussion with Internal Auditors of any Significant Findings and follow- up thereon.
14) Reviewing the Findings of any Internal Investigations by the Internal Auditors into matters where there is suspected Fraud or Irregularity or failure of Internal Control Systems of a material Nature and reporting the matter to the Board.
15) Discussion with Statutory Auditor before the Audit Commences, about the nature and Scope of Audit as well as post Audit Discussion to ascertain any area of Concern.
16) To look into reasons for substantial defaults in the payment to the Depositors, Debenture Holders, Shareholders (In case of Non Payment of Declare Dividend) and Creditors.
17) To Review the functioning of the Whistle Blower Mechanism.
18) Approval of Appointment of CFO (i.e. Whole time Finance Director or any other Person heading the Finance Function for discharging that Function) after assessing the qualification experience and background etc of the candidate.
19) Carrying out any other function as is mentioned in the terms of reference of the Audit Committee.

The powers and role of the Audit committee is in accordance with the provisions of Section 177 of the companies act 2013 and Regulation 18(3) SEBI (Listing Obligations and Disclosure Requirements) Regulations, 2015, includes oversight of the Company's financial process, reviewing the financial statements, review of significant related party transactions, adequacy of internal audit and look in to such matters as mandated SEBI (Listing Obligations and Disclosure Requirements) Regulations, 2015.

During the financial year ended March 31, 2017, 4 (Four) meeting of the Audit Committee were held on May 30, 2016; July 26, 2016; October 25, 2016 and February 06, 2017.

Sl. No.	Name	Category	Number of meetings during the year 2016-17.	
			Held	Attended
1	Ms. Nishtha Neema	Independent Director	4	4
2	Mr. Shyam Sunder Raghuvanshi	Independent Director	4	3
3	Mr. Dinesh Patidar	Executive Director	4	4
4	Mr. Balmukund Sharma	Independent Director	1*	1*

*Mr. Balmukund Sharma has resigned on 25.07.2016.

3.2 Nomination, and Remuneration Committee:-

The Company has constituted Nomination and Remuneration Committee, as per the requirement of Section 178 of the Companies Act, 2013.

The Nomination and Remuneration Committee Comprises of 4 (Four) members namely Mr. Shyam Sunder Raghuvanshi, Mr. Rajkumar Jain, Mr. Navin Sunderlal Patwa and Mr. Balmukund Sharma, the said Committee has been reconstituted w.e.f October 25, 2016 the new committee Comprises of 3 (Three) members namely Mr. Shyam Sunder Raghuvanshi, Mr. Navin Sunderlal Patwa and Mrs. Nishtha Neema all are Independent Directors. During the financial year ended March 31, 2017, 3 (Three) Meeting were held during the year i.e. May 30, 2016, July 26, 2016, October 25, 2016, and the details of meetings held and attendance are as follows:-

Sl. No.	Name	Category	Number of Meetings during the Year 2016-17	
			Held	Attended
1	Mr. Rajkumar Jain	Independent Director	3*	2*
2	Mr. Shyam Sunder Raghuvanshi	Independent Director	3	2
3	Mr. Navin Sunderlal Patwa	Independent Director	3	3
4	Mr. Balmukund Sharma	Independent Director	1*	1*

*Mr. Balmukund Sharma has resigned on 25.07.2016.
*Mr. Rajkumar Jain has resigned on 06.02.2017.
*Mrs. Nishtha Neema was appointed as a Chairperson of Committee at the Board meeting held on 06.02.2017.

Terms of References:-

Terms of reference of committee broadly are as under:-

1) Formulate the criteria for determining the qualifications, positive attributes and independence of a director and recommend to the Board a Policy, relating to the remuneration of the Directors, key Managerial Personnel and other employees.

2) Formulation or criteria for evaluation of Independent Directors of the Board.

3) Devising a Policy on Board diversity: and

4) Identifying Persons who are qualified to become directors and who may be appointed in senior management in accordance with the criteria laid down and recommend to the Board their appointment and removal and shall carry out evaluation of every Directors Performance.

Details of Remuneration paid/ payable to the Directors during the Financial Year 2016-17 are as follows: -

Name	Category	Salary	Perquisites	Sitting fees
Mr. Dinesh Patidar	Executive	1,44,00,000	92,500	Nil
Mr. Sunil Patidar	Executive	12,00,000	11,21,285	Nil
Mr. Ramesh Patidar	Executive	19,20,000	6,49,120	Nil
Mr. Shyam Sunder Raghuvanshi	Independent	Nil	Nil	60,000
Mr. Rajkumar Jain	Independent	Nil	Nil	Nil
Mr. Navin Sunderlal Patwa	Independent	Nil	Nil	1,00,000
Mr. Balmukund Sharma	Independent	Nil	Nil	20,000
Mrs. Nishtha Neema	Independent	Nil	Nil	Nil
Mr. Sridhar Narayan	Nominee	Nil	Nil	Nil

3.3 Stakeholder Relationship Committee:-

The Company has constituted stakeholder Relationship Committee which shall act in accordance with the prescribed provision of Section 178 of the Companies Act, 2013 and inter alia approves transfer/transmission of share, issue of duplicate/remetarialisation of shares and consolidation, Splitting of Certificate redressal of complaints from investors etc.

The committee Comprises of 4 (Four) members namely Mr. Navin Sunderlal Patwa, Mr. Shyam Sunder Raghuvanshi, Mr. B. R. Patidar, and Mr. Akhilesh Maru. During the financial year ended March 31, 2017, 4 (Four) Meeting were held during the year i.e. May 30, 2016, July 26, 2016, October 25, 2016, February 06, 2017 and the details are as follows:-

Sl. No.	Name	Category	Number of Meetings during the Year 2016-17	
			Held	Attended
1	Mr. Shyam Sunder Raghuvanshi	Independent Director	4	2
2	Mr. Navin Sunderlal Patwa	Independent Director	4	4
3	Mr. B.R. Patidar	Member	4	4
4	Mr. Akhilesh Maru	CFO	4	4
5	Mr. Balmukund Sharma	Independent Director	1*	1*

*Mr. Balmukund Sharma has resigned on 25.07.2016.

Terms of Reference:

Terms of reference of committee broadly as under:-

1) Looks into the Share holders Complaints like Non Receipt of Dividend warrants, Non-receipt of Annual reports, Transfer of Shares Issue of Duplicate Share Certificates, Approving Demat Request.

2) Oversee the Performance of Share Transfer Agent and recommend measures for overall improvement in the Investor Services.

3.4 Corporate Social Responsibility Committee :-

The Corporate Social Responsibility (CSR) Committee has been constituted by The Board of Directors of the Company As per Provision of section 135 of Companies Act, 2013 read with Corporate Social responsibility (CSR) rules, 2014.

Terms of Reference:

Terms of reference of committee broadly as under:-

1) To formulate and recommend to the Board a Corporate Social responsibility policy which shall indicate the Activities to be undertaken by the Company as specified in the Schedule VI of the Companies Act, 2013.

2) To recommend the amount of expenditure to be incurred on the activities referred to in Clause (a) in a financial year.

3) To monitor the Corporate Social responsibility policy of the Company from time to time and

4) Any other matter/thing as may be considered expedient.

Composition:

The Committee Comprises of 4 (Four) Members namely Mr. Shyam Sunder Raghuvanshi, Mr. Balmukund Sharma, Mr. Rajkumar Jain, and Mrs. Nishtha Neema and the said Committee has been reconstituted w.e.f July 26, 2016 the new committee Comprises of 3 (Three) members namely Mr. Shyam Sunder Raghuvanshi, Mrs. Nishtha Neema, and Navin Sunderlal Patwa.

During the financial year ended March 31, 2017, 2 (two) Meeting were held during the year i.e. May 30, 2016, February 06, 2017 the details are as follows:-

Name of Member	Category	Number of Meetings during the Year 2016-17	
		Held	Attended
Mr. Balmukund Sharma	Chairman	1*	1
Mr. S .S. Raghuvanshi	Chairman	2	2
Mr. Rajkumar Jain	Member	1*	1
Mrs. Nishtha Neema	Member	2	2
Mr. Navin Sunderlal Patwa	Member	1	1

*Mr. Balmukund Sharma has resigned on 25.07.2016.

*Mr. Rajkumar Jain has resigned on 06.02.2017.

*Mr. Navin Sunderlal Patwa was appointed as Member of Committee at the Board meeting held on 06.02.2017.

3.5 GENERAL BODY MEETINGS:

The details of last three Annual General Meeting and Extra-Ordinary General Meeting are as follows:

Year	AGM/EGM	Date of AGM/EGM	Time	Venue
2013-14	AGM	July 31, 2014	11:00AM	Plot No. 401,402 & 413, Sector –III, Industrial Area, Pithampur Dist- Dhar (M.P.)- 454774.
2013-14	EGM	January 9, 2014	10.00 A.M.	Plot No. 401,402 & 413, Sector-III, Industrial Area, Pithampur, Dist.-Dhar (M.P.)- 454774.
2013-14	EGM	October 20, 2014	11:00A.M.	Plot No. 401,402 & 413, Sector-III, Industrial Area, Pithampur, Dist.-Dhar (M.P.)- 454774.
2014-15	AGM	September 26, 2015	11.30.A.M	Plot No. 401,402 & 413, Sector-III, Industrial Area, Pithampur, Dist.-Dhar (M.P.)-454774.
2015-16	AGM	September 27, 2016	11.30.A.M	Plot No. 401,402 & 413, Sector-III, Industrial Area, Pithampur, Dist.-Dhar (M.P.)-454774.

3.6 Special resolutions passed in the last three years General Meetings:-

19th Annual General Meeting held on July 31, 2014, 7 (Seven) Resolutions were passed as Special resolutions as mentioned hereunder:-

i) To appoint Ms. Pooja Mahajan as a Nominee Director.

ii) To appoint Mr. Rajkumar Jain as an Independent Director to hold office till the 22nd Annual General Meeting to be held in 2017.

iii) To appoint Mr. Shyam Sunder Raghuvanshi as an Independent Director to hold office till the 22nd Annual General Meeting to be held in 2017.

iv) To appoint Mr. Navin Sunderlal Patwa as an Independent Director to hold office till the 24th Annual General Meeting to be held in 2019.

v) To Increase in the Remuneration of Mr. Dinesh Patidar Chairman cum Managing Director from ₹3,25,000/- to ₹14,00,000/- per month with effect from April 01, 2014 for the remaining period of his tenure expiring on January 29, 2016.

vi) To get consent of the Company to accord powers to the Board of Directors as required under section 180(1)(a) and other applicable provisions , if any of the companies act 2013 to lease or otherwise dispose of the whole or substantially the whole of the undertaking of the Company by way of creation of security on the movable and/or immovable properties of the Company through mortgage hypothecation, pledge, assignment etc.

vii) To get consent of the Company to accord powers to the Board of Directors as required under section 180(1) (a) and other applicable provisions of the companies act 2013 to borrow from Banks and Financial Institutions any sum / sum of monies up to ₹500 Crores, irrespective of it exceeds or not of the aggregate of the paid up capital and free reserves of the Company.

20th Annual General Meeting held on September 26, 2015, One Special Resolution was passed as Special resolution as mentioned hereunder:-

i) Ratify the disclosure as per the Regulation 73 (1) (e) of chapter VII of SEBI (ICDR) Regulations 2009 and as insisted by BSE to identity of the natural persons who are the ultimate beneficial owner of the shares in the matter of allotment of 15,00,000 CCPS to AFHoldings.

21st Annual General Meeting held on September 26, 2016, One Special Resolution was passed as Special resolution as mentioned hereunder:-

i) Re-appointment of Mr. Sunil Patidar as Whole-time Director for the further period of five Years from January 29, 2016 till January 28, 2021.

ii) Waiver of Excess remuneration of ₹48 Lacs to Mr. Dinesh Patidar Managing Director.

iii) Change in relevant date from 20.09.2014 to 19.09.2014 for the purpose of calculation of price as per the provision of Securities Exchange Board of India (ICDR) Regulations, 2009 relevant date should not be on holiday.

Extra Ordinary General Meeting held on January 9, 2014, one Special Resolution was passed as Special resolution as mentioned hereunder:-

i) To get consent to the board to issue offer and allot up to 15,00,000 convertible equity warrants on preferential basis, convertible in to shares of the Company of a nominal value of ₹10/- each at a price to be determined as per the provisions the existing rules and regulations

Extra ordinary general meeting held on October 20 2014, 2 Special Resolutions were passed as Special resolution as mentioned hereunder:-

i) To increase the authorised capital of the Company 2,50,00,000 equity shares of 10/- each to 40,00,00,000 equity shares of 10/- each.

ii) To get consent to the issue compulsory convertible preference shares of 15, 00,000 to AFHoldings of Mauritius at a nominal value of ₹100 each at a premium of ₹200/- each aggregating to ₹45, 00, 00,000/- Convertible in to 16, 36,363 equity shares of ₹10.00 each at a premium of ₹265/-each subject to the compliance of the existing rules and regulations of the companies act and SEBI ICDR Regulation, 2015.

4. Postal ballot:-

No resolution requiring postal ballot as recommended under SEBI (Listing Obligations and Disclosure Requirements) Regulations, 2015. was placed for shareholders approval at the meeting.

5. Subsidiary Companies:

Sl. No.	NAME OF COMPANY	RELATION
01	Shakti Pumps USA, LLC	Wholly Owned Subsidiary
02	Shakti Pumps FZE, UAE	Wholly Owned Subsidiary
03	Shakti Pumps Pty Ltd., Australia	Wholly Owned Subsidiary

6. Related Party Transactions:-

Sl. No.	Name of Party	Nature of Transaction	Amount
1	Shakti Pumps LLC, USA	Sale of Pump & Motors	10,32,27,510
2	Shakti Pumps FZE , UAE	Sale of Pump & Motors	23,01,35,461
3	Shakti Pumps Pty Ltd. Australia	Sale of Pump & Motors	38,63,506
4	Shakti Irrigation India Limited	Purchase of Components	5,79,92,654
		Purchase of Drip Irrigation Pipes	25,89,395
		Purchase of Pipes	17,65,171
		Sale of Part and Pipes	37,77,850
5	Vintex Tools Pvt. Ltd	Purchase of Dies & Other Materials	6,41,67,129
6	Shakti Energy Solutions Pvt. Ltd.	Purchase of Solar System	2,06,06,710
		Sale of Pump & Motors	7,21,32,249
7	Arsh Industrial Solutions Pvt. Ltd	Purchase of Components	2,41,36,232
		Sales of Materials	1,73,218
8	Shakti Irrigation Private Limited	Sales of Pumps and Motors and other Material	60,614
9	Dinesh Patidar	Remuneration	1,44,00,000
		Other Allowances	92,500
10	Sunil Patidar	Remuneration	12,00,000
		Other Allowances	11,21,284
11	Ramesh Patidar	Remuneration	19,20,000
		Other Allowances	6,49,120

7. Disclosures:-

7.1 Disclosure on materially related party transactions:-

All transaction entered into with related Parties as defined under Companies Act, 2013 and the SEBI (Listing Obligations and Disclosure Requirements) Regulations,2015 during the financial year were in the ordinary course of Business and at arm length basis and do not attract the provisions of section 188 of the Companies Act, 2013. There were no materially significant transactions with related parties during the financial year which were in conflict with the interest of the Company.

7.2 Disclosure on accounting treatments:-

In the Preparation of financial statements, the Company has followed the Accounting Standards referred to in section 133 of the Companies Act, 2013. The Significant accounting policies which are consistently applied have been set out in notes to the financial statements.

7.3 Risk management:-

The Company has laid down Risk Assessment and Minimisation procedures and the same is periodically reviewed by the Board to ensure that the executive management controls the risk in properly defined framework.

7.4 Details of non compliances by the Company penalties, strictures imposed on the Company by stock exchanges, SEBI, any other statutory authority on any matter related to the capital market:

i) The Company has complied with the requirements of SEBI (Listing Obligations and Disclosure Requirements) Regulations, 2015 with stock exchanges as well as regulations and guidelines of SEBI No penalties/strictures were imposed against by SEBI and Stock Exchanges any other statutory authority on any matter related to the capital market during last three years.

ii) A qualified practicing Company Secretary carried out a share capital audit to reconcile the total admitted equity share capital with the National Securities Depositary Limited (NSDL) and the Central Depository Services (India) Limited (CDSL) and the total issued and listed equity share capital. The audit report confirms that the total issued/paid-up capital is in agreement with the total number of shares in physical form and the total number of dematerialised shares held with NSDL and CDSL.

iii) The Company has also undertaken Secretarial Audit for the financial year 2016-17 which, inter alia, includes audit of compliance with Companies Act and Rules made under the Act, SEBI (Listing Obligations and Disclosure Requirements) Regulations, 2015 and Guidelines prescribed by the Securities and Exchange Board of India. The Secretarial Audit Report is annexed with this annual report.

7.5 Vigil Mechanism/ Whistle Blower Policy:-

In Compliance with the provision of Section 177 (9) of the Companies Act, 2015 and regulation 4 of the SEBI (Listing Obligation and Disclosure Requirements) Regulation, 2015, the Company framed a Vigil Mechanism/ Whistle Blower Policy and the same has also been placed on the website of the Company. None of the employees of the Company has been denied access to the Audit Committee.

7.6 Policy regarding Material subsidiaries:-

The Company does not have any material unlisted Indian subsidiary Company.

8. Prevention Insider Trading:-

The Company properly advised and cautioned the management, staff and other relevant business associates on the procedure to be followed while dealing with the securities of the Company in the light the SEBI (Prohibition of Insider Trading) Regulation, 2015. The same has been displayed in the Company's website.

9. Foreign exchange risk and hedging activities :-

The Company has exposure to foreign exchange risk vis-à-vis Total Sales /Purchases of the Company

The Company has a mechanism in place wherein a dedicated team keeps a close watch on the market behavior and adopts best purchase /sale practices to minimise the effect of price/foreign exchange fluctuation.

The Company has not however undertaken any hedging activities during the year under review.

10. Means of Communications:-

(i) **Quarterly Results:** The quarterly, financial results of the Company are published in at least one English language national daily newspaper circulating in the whole or substantially the whole of India and in one daily news paper published in the language of the region i.e. Hindi daily newspaper and are also displayed on the Company's website www.shaktipumps.com.

(ii) **News Releases, Presentations, etc.:** Official news releases and Official Media Releases are regularly sent on event basis to the Stock Exchanges.

(iii) **Website:** the Company's website www.shaktipumps.com contains a separate dedicated section 'Financial' where shareholders information is available. The Annual Report is also available on the website in a user-friendly and downloadable form.

(iv) **Annual Report:** Annual Report containing inter alia, Audited Annual Accounts, consolidated Financial Statements, Directors Report, Auditors' Report and other important information is circulated to members and others entitled thereto.

(v) BSE Corporate Compliance & Listing Centre (the "Listing Center") The Listing Center of BSE is a web based application designed by BSE for corporate. All periodically compliances filing like shareholding pattern, corporate governance report etc. are also filed electronically on the Listing Center.

(vi) **NSE Electronic Application Procesing System (NEAPS):** The NEAPS is a web based application designed by NSE for corporate. All periodically compliances filling like shareholding pattern, corporate governance report etc are also filed electronically NEAPS.

(vii) **SEBI Complaints Redress System (SCORES):** The investor complaints are processed in a centralised web based complaints redress system.

11. General Shareholders Information:-

11.1 Annual General Meeting to be held (Day, date, time and venue)

Day : Wednesday

Date : September 27, 2017

Time : 12:30 P.M.

Venue : Plot No. 401,402 & 413, Sector-III, Industrial Area, Pithampur, Dist.-Dhar (M.P.) 454774

11.2 Financial Calendar 2017-18

Financial Reporting for the Quarter ending June 30 2017:- On or before September 15, 2017.

Financial Reporting for the Quarter ending September 30, 2017:- On or before December 15, 2017.

Financial Reporting for the Quarter ending December 31, 2017:-On or before February 15, 2018.

Financial Reporting for the Quarter ending March 31, 2018:-On or before May 30, 2018.

11.3 DIVIDEND:-

A dividend at the rate of 20% i.e. ₹2/- per Equity Share is recommended by the Board of Directors at their Meeting held on May 19, 2017 which is subject to the approval at the ensuing Annual General Meeting, and if approved will be payable on or after September 27, 2017 but within the Statutory time limit of 30 days.

11.4 Book Closure Date:-

From Wednesday, September 20, 2017, to Wedsday, September 27, 2017, (both days inclusive) for the purpose of Annual General Meeting and Declaration of Dividend.

11.5 Unclaimed Dividend :-

During the year, dividend amounting to ₹90,846/-that had not been claimed by the share holders for the year ended March 31, 2009 was transferred to the credit of Investor Education and Protection Fund as required under section 124(5) & (6) of the Companies Act 2013.

The Company will be transferring the unclaimed dividend for the Year ended March 31, 2010, in December 2017.

All share holders who have not so far encashed the dividend for the said period are requested to lodge their claims before November 2017.

11.6 Listing on the Stock Exchanges:-

Company's equity shares are listed on the following stock exchanges .The annual listing fee for the year 2016-17 have been paid to both these stock exchanges.

Name of Stock Exchanges	Stock Code/Symbol
BSE Limited (BSE) P.J. Towers, Dalal Street, Mumbai-400001	531431
National Stock Exchange of India Limited (NSE) "Exchange Plaza", C - 1, Block - G, Bandra-Kurla Complex, Bandra (E), Mumbai - 400 051.	SHAKTIPUMP

11.7 ISIN Code: - INE908D01010

11.8 Custodial fee: The Company has paid the custodial fee to the NSDL and CDSL for the Financial Year 2016-17.

11.9 Corporate Identification Number (CIN):- L29120MP1995PLC009327.

11.10 Stock Market data: The month-wise highest and lowest and total number of shares traded during the last financial year was as follows:-

a) BSE Limited

Month	Highest	Lowest	Total No. of Shares traded
Apr 16	184.30	144.90	511427
May 16	179.40	154.10	181426
Jun 16	165.00	142.00	96635
Jul 16	174.40	141.00	197916
Aug 16	145.40	128.00	156444
Sep 16	144.30	119.50	43936
Oct 16	149.65	123.00	159502
Nov 16	144.00	114.35	75803
Dec 16	158.85	124.15	442269
Jan 17	169.90	137.00	673231
Feb 17	185.00	159.65	558353
Mar 17	204.70	161.00	511027

b) National Stock Exchange of India Ltd.

Month	Highest	Lowest	Total No. of Shares traded
Apr 16	184.00	145.35	2181800
May 16	179.30	154.20	1026987
Jun 16	166.00	143.45	547287
Jul 16	174.50	140.20	975679
Aug 16	145.50	127.60	507825
Sep 16	143.00	116.10	278607
Oct 16	149.50	123.50	798516
Nov 16	141.85	104.10	261918
Dec 16	157.90	121.25	2366950
Jan 17	170.20	136.60	2776865
Feb 17	183.90	157.45	1897069
Mar 17	204.55	161.50	2456064

11.11 Registrar and Transfer agent:-

ADROIT CORPORATE SERVICES PVT.LTD.
17-20, Jafferbhoy Industrial Estate, 1st Floor, Makwana Road,
Marol, Andheri(E), Mumbai-400059 (MH.), India
Ph.No.- (0) 22 42270427/22/23
Fax No. (0)22 28503748
Email- prafuls@adroitcorporate.com | Website: www.adroitcorporate.com

Share transfer system:-

All valid requests for transfer of equity shares in physical mode received for transfer at the office of the Registrar and Transfer Agents or at the Registered Office of the Company are processed and returned within a period of 15 days from the date of receipt.

11.12 Shareholding as on March 31, 2017:

A. Distribution of Shareholding as on March 31, 2017.

Range of equity shares held	No. of Shareholders	%	Number of Shares	Face Value per equity shares (in ₹)	% of Shareholding
Up to-100	6813	63.04	327918	3279180	1.78
101-500	2736	25.32	733028	7330280	3.99
501-1,000	617	5.36	500198	5001980	2.72
1001-2000	320	2.96	492778	4927780	2.68
2001-3000	95	0.88	245929	2459290	1.34
3001-4000	45	0.42	160072	1600720	.87
4001-5000	35	0.32	164045	1640450	.90
5001-10000	66	0.61	467657	4676570	2.54
10001-20000	35	0.32	463884	4638840	2.52
20001-50000	16	0.15	525491	5254910	2.86
50000 and Above	29	0.27	14297864	142978640	77.79
Total	10807	100	18380156	183801560	100.00

B. Categories of Shareholding as on March 31, 2017.

Sl. No.	Category	Number of Shares holders	% of Shareholders	No. of Shares	% of Shareholding
1	Resident Individuals	10200	94.26	3724383	20.73
2	Non Resident Indians (Individuals)	208	1.92	288687	1.57
3	Corporate Bodies	284	2.63	3720316	20.24
4	Mutual funds	1	0.01	340000	1.85
5	Banks	1	0.01	25997	0.14
6	Directors	3	0.01	5083688	27.66
7	Directors Relatives	9	0.11	3266000	17.77
8	Financial Institutions	1	0.01	4784	0.03
9	Trust	1	0.01	169174	0.92
10	Clearing Member	84	0.78	54452	0.30
11	Corporate Body (Broker)	12	0.11	21755	0.12
12	Foreign Corporate Bodies	3	0.03	1680919	9.15
	Total	**10807**	**100.00**	**18380156**	**100.00**

C. Dematerialisation of Shares March 31, 2017.

Sl. No.	Mode of Holding	No. of Shareholders	No. of Shares	% age
1	NSDL	6288	13583392	80.71
2	CDSL	4454	3055793	18.72
3	Physical	65	103604	0.56
	Total	**10807**	**18380156**	**100**

99.44% of the Company's Paid-up Equity Share Capital is dematerialised as on 31st March, 2017. Trading in Equity Shares of the Company is permitted only in dematerialised form.

11.13 Address for correspondence:-

The Shareholder may address their communication/suggestions/grievances/queries to:-

The Company Secretary
Shakti Pumps (India) Limited
Plot No. 401, 402, 413, Sector III, Industrial Area
Pithampur Dist. Dhar- M.P.-454774.
Tel:- +91 7292 410552
Fax:-+91 7292 410645
Email:- cs@shaktipumpsindia.com

11.14 Details of Compliance with mandatory requirements and adoption of non-mandatory requirements:-

Compliance with Mandatory requirements and adoption of Non-Mandatory requirement of the SEBI (Listing Obligations and Disclosure Requirements) Regulations, 2015:-

The Company has complied with all mandatory requirements as per SEBI (Listing Obligations and Disclosure Requirements) Regulations, 2015. Statutory auditor's certificate to this effect has been included in this report SEBI (Listing Obligations and Disclosure Requirements) Regulations, 2015.

The Company has also adopted the following non mandatory requirements under SEBI (Listing Obligations and Disclosure Requirements) Regulations, 2015.

a) The internal auditors of the Company are directly reporting to the audit committee of the Board

CERTIFICATION BY MANAGING DIRECTOR, CHIEF FINANCIAL OFFICER

(Pursuant to Regulation 17(8) of the SEBI (Listing Obligations and Disclosure Requirements) Regulations, 2015 the CEO/ CFO Certificate as per the format specified In Part B of Schedule II of the SEBI (Listing Obligations and Disclosure Requirements) Regulations, 2015).

To, Date: 19.05.2017

Shakti Pumps (India) Limited
Plot No. 401, 402, & 413, Sector III, Industrial Area
Pithampur M.P.-454775

We the undersigned, in our respective capacities as Managing Director and Chief Financial Officer of SHAKTI PUMPS (INDIA) LIMITED, to the best of our knowledge and belief certifies that:-

a) We have reviewed financial statements and the cash flow statement for the financial year ended March 31, 2017 and that to the best of our knowledge and belief;
   i. These statements do not contain any materially untrue statement or omit any material fact or contain any statements that might be misleading;
   ii. These statements together present a true and fair view of the Company's affairs and are in compliance with existing accounting standards, applicable laws and regulations.

b) We further state that to the best of our knowledge and belief, there are no transactions entered into by the Company during the year, which are fraudulent, illegal or violative of the Company's Code of Conduct.

c) We hereby declare that all the members of the Board of Directors and Management Committee have confirmed compliance with the Code of Conduct as adopted by the Company.

d) We accept responsibility for establishing and maintaining internal controls for financial reporting and that we have evaluated the effectiveness of internal control systems of the Company pertaining to financial reporting of the Company and have disclosed to the Auditors and Audit Committee, deficiencies in the design or operation of internal controls, if any, of which we are aware and the steps we have taken or proposed to take to rectify these deficiencies.

e) We have indicated, to the Auditors and the Audit Committee:-
   i. significant changes, if any, in internal control over financial reporting during the year;
   ii. significant changes, if any, in the accounting policies during the year and that the same has been disclosed in the notes to the financial statements; and
   iii. Instances of significant fraud of which we have become aware and the involvement therein, if any, of the management or an employee having significant role in the Company's internal control system over the financial reporting.

Yours faithfully,

For Shakti Pumps (India) Limited

Dinesh Patidar
Chairman & Managing Director
(DIN:-00549552)

For Shakti Pumps (India) Limited

Akhilesh Maru
Chief Financial Officer

Declaration Code of Conduct

This is to confirm that the Board of Directors of the Company has laid down a Code of Conduct for its member and senior management personnel of the Company and the same has also been posted on the Company's website. It is further confirmed that All the Director and Senior Management Personnel of the Company have affirmed compliance with the Code of Conduct of the Company for the Financial Year ended March 31, 2017, as envisaged under SEBI (Listing Obligation and Disclosure Requirements) Regulation, 2015.

Date: 19/05/2017
Place: Pithampur

Dinesh Patidar
Managing Director

CERTIFICATE OF COMPLIANCE WITH THE CORPORATE GOVERNANCE TO THE MEMBERS OF SHAKTI PUMPS (INDIA) LIMITED

We have examined the compliance of conditions of Corporate Governance of M/s SHAKTI PUMPS (INDIA) LIMITED ("the Company"), for the year ended on 31st March, 2017 as stipulated in as per the relevant provision of SEBI (Listing Obligation and Disclosure Requirements) Regulations, 2015 as referred to in regulation 15 (2) of the SEBI (Listing Obligations and Disclosure Requirements) Regulations, 2015

The compliance of conditions of corporate governance is the responsibility of the management.

Our examination was limited to a review of the procedures and implementation thereof, adopted by the Company for ensuring the compliance of the conditions of Corporate Governance. It is neither an audit nor an expression of opinion on the financial statements of the Company.

In our opinion and to the best of our information and according to the explanation given to us and the representations made by the Directors and the management, we certify that the Company has complied with the conditions of Corporate Governance as stipulated in the above mentioned ssSEBI (Listing Obligations and Disclosure Requirements) Regulations, 2015, as applicable.

We further state that such compliance is neither an assurance as to the future viability of the Company nor of the efficiency or effectiveness with which the management has conducted the affairs of the Company.

For Modi Manoj & Co.
Chartered Accountants
(FRN: 030165N)

Manoj Modi
(Proprietor)
M.No.: 524225

Date: 19/05/2017
Place: Pithampur

FINANCIAL SECTION

Independent Auditor's Report

To The Members of
SHAKTI PUMPS (INDIA) LIMITED

Report on the Standalone Financial Statements

We have audited the accompanying standalone financial statements of SHAKTI PUMPS (INDIA) LIMITED ("the Company"), which comprise the Balance Sheet as at March 31, 2017, and the Statement of Profit and Loss and Cash Flow Statement for the year then ended, and a summary of significant accounting policies and other explanatory information.

Management's Responsibility for the Standalone Financial Statements

The Company's Board of Directors is responsible for the matters stated in Section 134(5) of the Companies Act 2013 ('the Act') with respect to the preparation and presentation of these standalone financial statements that give true and fair view of the financial position, financial performance and cash flows of the Company in accordance with the accounting principles generally accepted in India, including the Accounting Standards specified under section 133 of the act, read with rule 7 of the Companies (Accounts) Rules, 2014. This responsibility also includes maintenance of adequate accounting records in accordance with the provisions of the act for safeguarding the assets of the company and for preventing and detecting frauds and other irregularities; selection and application of appropriate accounting policies; making judgments and estimates that are reasonable and prudent; and design, implementation and maintenance of adequate internal financial controls, that were operating effectively for ensuring the accuracy and completeness of the accounting records, relevant to the preparation and presentation of the financial statements that give a true and fair view and are free from material misstatement, whether due to fraud or error.

Auditor's Responsibility

Our responsibility is to express an opinion on these standalone financial statements based on our audit. We have taken into accounts the provisions of the Act, the accounting and auditing standards and matters which are required to be included in the audit report under the provisions of the Act and the Rules made thereunder.

We conducted our audit in accordance with the Standards on Auditing specified under section 143(10) of the Act. Those standards require that we comply with ethical requirements and plan and perform the audit to obtain reasonable assurance about whether the financial statements are free from material misstatement.

An audit involves performing procedures to obtain audit evidence about the amounts and the disclosures in the financial statements. The procedures selected depend on the auditor's judgment, including the assessment of the risks of material misstatement of the financial statements, whether due to fraud or error. In making those risk assessments, the auditor considers internal financial control relevant to the Company's preparation of the financial statements that give a true and fair view in order to design audit procedures that are appropriate in the circumstances. An audit also includes evaluating the appropriateness of the accounting policies used and the reasonableness of the accounting estimates made by the Company's Directors, as well as evaluating the overall presentation of the financial statements.

We believe that the audit evidence we have obtained is sufficient and appropriate to provide a basis for our audit opinion on the standalone financial statements.

Opinion

In our opinion and to the best of our information and according to the explanations given to us, the aforesaid standalone financial statements give the information required by the Act in the manner so required and give a true and fair view in conformity with the accounting principles generally accepted in India, of the state of affairs of the Company as at March 31, 2017 and its profit and its cash flows for the year ended on that date.

Report on Other Legal and Regulatory Requirements

1. As required by the Companies (Auditor's Report) Order, 2016 ("the Order") issued by the Central Government of India in terms of sub-section (11) of section 143 of the Act, and on the basis of such checks of the books and records of the Company as we considered appropriate and according to the information and explanations given to us during the course of audit, we give in the Annexure "A" statement on the matters specified in paragraphs 3 and 4 of the Order.

2. As required by section 143(3) of the Act, we report that:

   a. We have sought and obtained all the information and explanations which to the best of our knowledge and belief were necessary for the purpose of our audit.

   b. In our opinion proper books of account as required by law

have been kept by the company so far as it appears from our examination of those books;

c. The balance sheet, statement of profit and loss, and cash flow statement dealt with by this Report are in agreement with the books of account;

d. In our opinion, the aforesaid standalone financial statements comply with the Accounting Standards specified under section 133 of the Act, read with rule 7 of the Companies (Accounts) Rules, 2014;

e. On the basis of written representations received from the directors as on March 31, 2017 and taken on record by the Board of Directors, none of the directors is disqualified as on March 31, 2017 from being appointed as a director in terms of section 164(2) of the Act.

f. As required by section 143(3) (i) of the Companies Act, 2013, and based on the checking of the books and records of the Company as we considered appropriate and according to the information and explanations given to us, our report on the Internal Financial Controls over Financial Reporting is as per Annexure 'B'.

3. With respect to the other matters to be included in the Auditors Report in accordance with Rule 11 of the Companies (Audit and Auditors) Rules, 2014, in our opinion and to the best of our information and according to the explanations given to us:

a) The Company does not have any pending litigations which would impact its financial position;

b) The company did not have any long term contracts including derivative contracts for which there were any material foreseeable losses;

c) There has been no delay in transferring amounts, required to be transferred, to the Investor Education and Protection Fund by the company.

d) The Company has provided requisite disclosures in its standalone financial statements as to holdings as well as dealings in Specified Bank Notes during the period from November 8, 2016 to 30 December, 2016 and these are in accordance with the books of accounts maintained by the Company. Refer Note 16.2 to the standalone financial statements.

For Modi Manoj & Co.
Chartered Accountants
Firm's Registration Number: 030165N

(Manoj Modi)
Proprietor
Membership Number: 524225

Place: Pithampur
Date: 19.05.2017

Annexure "A" to the Auditor's Report

The Annexure referred to in our Independent Auditors Report to the members of the company on the standalone financial statements for the year ended 31 March 2017, we report that:

1. In respect of its fixed Assets:
   a) The Company has maintained proper records showing full particulars, including quantitative details and situation of fixed assets in respect of all its locations on the basis of available information.

   b) As explained to us, all the fixed Assets have been physically verified during the year by the management in accordance with a regular programme of verification of the fixed assets at reasonable intervals which in our opinion, is reasonable having regard to the size of the company and the nature of its assets. According to the information and explanation given to us, no material discrepancies were noticed on such physical verification.

   c) As per the records and information and explanation given to us, title deeds of immovable properties are in the name of the Company.

2. In respect of its inventories:
   a) The inventory (excluding stocks with third parties) has been physically verified by the management during the year at reasonable interval. In respect of inventory lying with third parties, these have substantially been confirmed by them. In our opinion, the frequency of verification is reasonable.

   b) In our opinion, the procedures of physical verification of inventory followed by the management are reasonable and adequate in relation to the size of the company and nature of its business.

   c) On the basis of our examination of the inventory records, in our opinion, the Company is maintaining proper records of inventory. As explained to us, there was no material discrepancies noticed on physical verification.

3. In respect of loans, secured or unsecured, granted by the company to companies, firms or other parties covered in the register maintained under section 189 of the Companies Act, 2013, according to the information and explanations given to us:

   a) The company has granted loan to one body corporate covered in the register maintained under section 189 of the Act as follows:

Name of the Party	Max. Amount Outstanding During The Year	Balance as on 31.03.2017
Vintex Tools Pvt. Ltd	₹10,89,01,168/-	₹8,11,92,192/-

   b) In case of loan granted to the body corporate listed in the register maintained under section 189 of the Act, the borrower has been regular in the payment of the interest as stipulated. The terms do not stipulate any repayment schedule and the loans are repayable on demand.

   c) There is no overdue amount in respect of the loan.

4. According to the information, explanations and representations provided by the Management and based upon audit procedures performed, we are of the opinion that in respect of loans, investments, guarantees and security, the Company has complied with the provisions of Section 185 and 186 of the Companies Act, 2013.

5. In our opinion and according to the information and explanation given to us, the company has not accepted deposits from the public during the year. Therefore, the provisions of clause (v) of paragraph 3 of the order are not applicable to the company.

6. We have broadly reviewed the cost records maintained by the company pursuant to the Companies (Cost Accounting Records) Rules, 2014 prescribed by the Central Government under section 148(1) of the Act and are of the opinion that prima facie the prescribed cost records have been maintained. We have, however not made a detailed examination of the cost records with a view to determine whether they are accurate or complete.

7. In respect of statutory dues:
   a) According to the information and explanations given to us and the records of the company examined by us, in our opinion, the company is generally regular in depositing undisputed statutory dues including provident fund, employees' state insurance, Income Tax, VAT, wealth tax, service tax, custom duty, excise duty, cess and any other statutory dues as applicable with the appropriate authorities.
   b) According to the information and explanations given to us and the records of the company examined by us, there are no dues of wealth tax, service tax, custom duty and cess which have not been deposited on account of any dispute. The particular of dues of excise duty, sales tax & income tax as at March 31, 2017 which have not been deposited or partially been deposited on account of a dispute, are as below:

Name of Statute	Nature of Dues	Amount (in Lakhs)	Period to which the amount relates	Forum where the dispute is pending
The Central Excise Act, 1944	Excise Duty including interest and penalty	47.70	FY 2005-06	Appellate Tribunal, New Delhi
Commercial Tax	Vat & entry Tax Demand	70.44	FY 2010-11	M.P. High Court , Indore Branch
	Vat & Cst Demand	6.16	FY 2010-11	M.P. Commercial Tax Appellate Board , Bhopal
	Vat & entry Tax Demand	7.42	FY 2012-13	Appellate Authority, Commercial Tax, Indore
	Vat & entry Tax Demand	10.78	FY 2013-14	Appellate Authority, Commercial Tax, Indore
	Vat & entry Tax Demand	9.98	FY 2014-15	Appellate Authority, Commercial Tax, Indore

8. In our opinion, on the basis of audit procedures and according to the information and explanations given to us, the Company has not defaulted in repayment of loans and borrowings to financial institutions, banks, government (both State and Central). The Company did not have any outstanding debenture during the year.

9. On the basis of information and explanations given to us, term loans have been applied for the purposes for which they were obtained. The Company did not raise any money by way of initial/further public offer.

10. Based on the audit procedure performed and on the basis of information and explanations provided by the management, no fraud by the Company and no fraud on the Company by its officers or employees has been noticed or reported during the course of the audit.

11. On the basis of records and information and explanations made available and based on our examination of the records of the Company, the Company has paid/ provided managerial remuneration, in accordance with the requisite approval mandated under Section 197 read with Schedule V of the Act. In the year ended March 31, 2016, the details are given below:]

Managerial Position	Excess amount of	Financial year ended	Treatment of the excess remuneration in the respective year Financial Statements	Remarks
Managing Director	48,00,000	2015-16	Treated as expense in the financial statements for the FY 2015-16	Pursuant to the Company's application in Form MR2 to Central Government for waiver of the excess remuneration paid by the Company, the authorities asked the Company to comply the requirement of sub clause (iv) of clause (B) of section II of part II of schedule V of the Companies Act, 2013. The same is under process.

12. The Company is not a chit fund or a nidhi / mutual benefit fund/ society, therefore, the provisions of clause 4 (xii) of the said Order are not applicable to the Company, hence we are not offering any comment.

13. As per the information and explanations and records made available by the management of the Company and audit procedure performed, for the related parties transactions entered during the year, the Company has complied with the provision of Section 177 and 188 of the Act, where applicable. As explained and as per records/details, the related parties transactions have been disclosed as per the applicable Accounting Standards.

14. According to the information and explanations given to us, the Company has not made any preferential allotment of shares or fully/partly convertible debentures/shares during the year in terms of provision of Section 42 of the Act.

15. On the basis of records made available to us and according to information and explanations given to us, the Company has not entered into non-cash transactions with the directors or persons connected with him. Accordingly, paragraph 3(xv) of the Order is not applicable.

16. The Company is not required to be registered under Section 45-1A of the Reserve Bank of India Act, 1934, as the provision of section is not applicable to the Company.

For Modi Manoj & Co.
Chartered Accountants
Firm's Registration Number: 030165N

(Manoj Modi)
Proprietor
Membership Number: 524225

Place: Pithampur
Date: 19.05.2017

Annexure "B" to the Independent Auditors' Report

Report on the Internal Financial Controls under Clause (i) of Sub-section 3 of Section 143 of the Companies Act, 2013 ("the Act")

We have audited the internal financial controls over financial reporting of Shakti Pumps (India) Limited ("the Company") as of March 31, 2017 in conjunction with our audit of the standalone financial statements of the Company for the year ended on that date.

Management's Responsibility for Internal Financial Controls

The Company's management is responsible for establishing and maintaining internal financial controls based on the internal control over financial reporting criteria established by the Company considering the essential components of internal control stated in the Guidance Note on Audit of Internal Financial Controls over Financial Reporting issued by the Institute of Chartered Accountants of India ('ICAI'). These responsibilities include the design, implementation and maintenance of adequate internal financial controls that were operating effectively for ensuring the orderly and efficient conduct of its business, including adherence to company's policies, the safeguarding of its assets, the prevention and detection of frauds and errors, the accuracy and completeness of the accounting records, and the timely preparation of reliable financial information, as required under the Companies Act, 2013.

Auditors' Responsibility

Our responsibility is to express an opinion on the Company's internal financial controls over financial reporting based on our audit. We conducted our audit in accordance with the Guidance Note on Audit of Internal Financial Controls over Financial Reporting (the "Guidance Note") and the Standards on Auditing, issued by ICAI and deemed to be prescribed under section 143(10) of the Companies Act, 2013, to the extent applicable to an audit of internal financial controls, both applicable to an audit of Internal Financial Controls and, both issued by the Institute of Chartered Accountants of India. Those Standards and the Guidance Note require that we comply with ethical requirements and plan and perform the audit to obtain reasonable assurance about whether adequate internal financial controls over financial reporting was established and maintained and if such controls operated effectively in all material respects.

Our audit involves performing procedures to obtain audit evidence about the adequacy of the internal financial controls system over financial reporting and their operating effectiveness. Our audit of internal financial controls over financial reporting included obtaining an understanding of internal financial controls over financial reporting, assessing the risk that a material weakness exists, and testing and evaluating the design and operating effectiveness of internal control based on the assessed risk. The procedures selected depend on the auditor's judgment, including the assessment of the risks of material misstatement of the financial statements, whether due to fraud or error.

We believe that the audit evidence we have obtained is sufficient and appropriate to provide a basis for our audit opinion on the Company's internal financial controls system over financial reporting.

Meaning of Internal Financial Controls over Financial Reporting

A company's internal financial control over financial reporting is a process designed to provide reasonable assurance regarding the reliability of financial reporting and the preparation of financial statements for external purposes in accordance with generally accepted accounting principles. A company's internal financial control over financial reporting includes those policies and procedures that (1) pertain to the maintenance of records that, in reasonable detail, accurately and fairly reflect the transactions and dispositions of the assets of the company; (2) provide reasonable assurance that transactions are recorded as necessary to permit preparation of financial statements in accordance with generally accepted accounting principles, and that receipts and expenditures of the company are being made only in accordance with authorizations of management and directors of the company; and (3) provide reasonable assurance regarding prevention or timely detection of unauthorized acquisition, use, or disposition of the company's assets that could have a material effect on the financial statements.

Inherent Limitations of Internal Financial Controls over Financial Reporting

Because of the inherent limitations of internal financial controls over financial reporting, including the possibility of collusion or improper management override of controls, material misstatements due to error or fraud may occur and not be detected. Also, projections of any evaluation of the internal financial controls over financial reporting to future periods are subject to the risk that the internal financial control over financial reporting may become inadequate because of changes in conditions, or that the degree of compliance with the policies or procedures may deteriorate.

Opinion

In our opinion, the Company has, in all material respects, an adequate internal financial controls system over financial reporting and such internal financial controls over financial reporting were operating effectively as at March 31, 2017, based on the internal control over financial reporting criteria established by the Company considering the essential components of internal control stated in the Guidance Note on Audit of Internal Financial Controls Over Financial Reporting issued by the Institute of Chartered Accountants of India.

For Modi Manoj & Co.
Chartered Accountants
Firm's Registration Number: 030165N

(Manoj Modi)
Proprietor
Membership Number: 524225

Place: Pithampur
Date: 19.05.2017

Significant Accounting policies & notes

A. Basis of Preparation of Financial Statements

The financial statements are prepared under the historical cost convention, on the basis of going concern assumption in accordance with Generally Accepted Accounting Principles in India (Indian GAAP), including the Accounting Standards notified under the relevant provisions of the Companies Act, 2013.

B. Use of Estimates

The preparation of financial statements requires estimates and assumptions to be made that affect the reported amount of assets and liabilities on the date of the financial statements and the reported amount of revenues and expenses during the reporting period. Difference between the actual results and estimates are recognized in the period in which the results are known/materialized.

C. Fixed Assets

Fixed Assets are stated at cost net recoverable taxes including any cost directly attributable for bringing the assets to its working condition for its intended use less accumulated depreciation.

Projects under which assets are not ready for their intended use are disclosed under Capital Work in Progress.

D. Depreciation

Depreciation has been charged on fixed assets on Straight-Line Method basis. Depreciation is provided based on useful life of the assets as prescribed in Schedule II to the Companies Act, 2013.

E. Foreign Currency Transaction

(a) Transactions denominated in foreign currencies are recorded at the exchange rate prevailing on the date of the transaction or that approximates the actual rate at the date of transaction.

(b) Monetary items denominated in foreign currencies at the year-end are restated at the year-end rates.

(c) Non-Monetary foreign currencies Items are carried at cost.

(d) Any income or expense on account of exchange differences either on settlement or on translation is recognized in the profit & loss account except in case of long term liabilities, where they relate to acquisition of fixed assets, in which case they are adjusted to the carrying cost of such assets.

F. Investments

Current Investments are carried at lower of cost and fair value. Non-Current Investments are stated at cost. Provision for diminution in the value of long term investments is made only if such a decline is other that temporary.

G. Inventories

Item of Inventories are measured at lower of cost and net realizable value after providing for obsolescence, if any. The cost of work in progress and finished goods is determined on absorption cost price which comprises of cost of purchase, cost of conversion, and other manufacturing overheads incurred in bringing them to their respective present location and condition.

H. Revenue Recognition

Revenue is recognized only when it can be reliably measured and it is reasonable to expect ultimate collection. Revenue on sale of goods is recognized on passes of title to customers, sales are excluding of VAT, Excise duty and adjustment for rate difference. Export sale are accounted for on the basis of dates of bill of lading.

I. Excise duty/CENVAT

Excise duty is accounted for on the basis of payment made in respect of goods cleared. CENVAT claim on purchase of raw material is reduced from the cost of raw material.

J. Employee Benefits

(a) Short Term Employee benefits are recognized as an expense at the undiscounted amount in profit & loss account of the year in which the related service is rendered.

(b) **Defined benefit plans:** The Company operates a gratuity plan covering qualifying employees. The benefit payable is the greater of the amount calculated as per the payment of Gratuity Act or the Company scheme applicable to the employee. The benefit vests upon completion of five years of continuous service and once vested it is payable to employees on retirement or on termination of employment. In case of death while in service, the gratuity is payable irrespective of vesting. The Company makes annual contribution to the group gratuity scheme administered by the Life Insurance Corporation of India through its Gratuity Trust Fund.

(c) **Defined contribution plans:** Company's contribution to Provident Fund, ESIC scheme for the year is charged to Profit and Loss account. Retirement benefit, medical reimbursement and leave payments to employees are accounted for on cash basis.

K. Borrowing Costs

Borrowing costs that are attributable to the acquisition or construction of qualifying assets are capitalized as part of such assets. A qualifying asset is one that necessarily takes substantial period of time to get ready for its intended use. All other borrowing costs are charged to Profit & Loss account.

L. Provision for Current & Deferred Tax

Provision for current tax is made after taking into account benefits admissible under the provisions of the Income Tax Act, 1961. Deferred tax resulting from "Timing Difference" between taxable incomes & accounting income is accounted for using the tax rates and laws that are enacted or substantially enacted as on the balance sheet date.

M. Provisions, Contingent Liabilities & Contingent Assets

Provisions involving substantial degree of estimation in measurement are recognized when there is a present obligation as a result of past events and it is probable that there will be an outflow of resources. Contingent liabilities are not recognize but are disclosed in the notes. Contingent assets are neither recognized nor disclosed in the financial statements.

N. Segment Reporting

The Company is mainly engaged in the business of manufacturing various types of Pumps & Motors. Considering the nature of business & financial reporting of the Company, the company has only one segment as reportable segment. The Company operates in Local & Export Segments Geographically. The sales for both are separately given, but due to the nature of business the assets/liabilities and expenses for these activities cannot be bifurcated separately.

Balance Sheet as at 31st March 2017

(Amount in ₹)

Particulars		Note No.	As at March 31, 2017		As at March 31, 2016	
1		2	3		4	
I.	EQUITY AND LIABILITIES					
1	Shareholders' Funds					
	Share Capital	1	18,38,01,560		31,74,37,930	
	Reserves and Surplus	2	2,03,29,36,460		1,73,32,03,429	
				2,21,67,38,020		2,05,06,41,359
2	Non-Current Liabilities					
	Long-Term Borrowings	3	5,60,00,000		4,64,89,425	
	Deferred Tax Liablity (Net)	4	8,44,13,355		6,97,09,156	
	Long Term Provisions	5	3,87,21,295		1,31,92,087	
				17,91,34,650		12,93,90,668
3	Current Liabilities					
	Short-Term Borrowings	6	75,81,92,574		82,39,18,897	
	Trade Payables	7	54,42,51,095		23,73,96,004	
	Other Current Liabilities	8	32,84,14,463		32,22,71,573	
	Short-Term Provisions	9	16,69,26,852		10,19,19,138	
				1,79,77,84,984		1,48,55,05,611
	TOTAL			4,19,36,57,654		3,66,55,37,638
II.	ASSETS					
1	Non-current assets					
	Fixed Assets					
	(i) Tangible Assets	10	1,21,20,03,551		1,10,09,21,185	
	(ii) Capital Work-In-Progress		-		8,20,14,383	
	Non-Current Investments	11	2,04,80,043		62,71,044	
	Long-Term Loans and Advances	12	8,31,64,967		10,35,68,776	
	Other Non-Current Assets	13	3,53,26,816		27,55,84,880	
				1,35,09,75,377		1,56,83,60,268
2	Current assets					
	Inventories	14	85,34,35,909		84,05,11,511	
	Trade Receivables	15	1,56,05,08,186		94,24,35,893	
	Cash and Bank Balances	16	10,38,96,806		6,25,69,116	
	Short-Term Loans and Advances	17	32,48,41,376		25,16,60,850	
				2,84,26,82,277		2,09,71,77,370
	TOTAL			4,19,36,57,654		3,66,55,37,638
		1 to 28				

As per our Report of even date

For Modi Manoj & Co.
Chartered Accountants
FRN: 030165N

Manoj Modi
(Proprietor)
(M.No. 524225)

Place: Pithampur
Date: 19.05.2017

For and on Behalf of the Board

Dinesh Patidar
(Chairman and Managing Director)
(DIN 00549552)

Ramesh Patidar
(Executive Director)
(DIN 00931437)

Ravi Patidar
(Company Secretary)

Akhilesh Maru
(Chief Financial Officer)

Statement of Profit & Loss for the year ended 31st March 2017

(Amount in ₹)

Particulars		Note No.	Year ended March 31, 2017		Year ended March 31, 2016	
1		2	3		4	
I.	INCOME					
	Revenue From Operations					
	Sales of Products	18	4,13,48,31,864		2,71,16,29,080	
	Less : Excise Duty Recovered		(8,55,46,640)		(7,31,49,836)	
	Net Sales			4,04,92,85,224		2,63,84,79,243
	Other Income	19		6,79,08,847		8,37,43,048
	Total Revenue			**4,11,71,94,071**		**2,72,22,22,292**
II.	EXPENDITURE					
	Cost of Materials Consumed	20	2,25,09,25,669		1,51,97,02,308	
	Changes in Inventories of Finished Goods,	21	3,12,61,406		(11,88,72,565)	
	Stock-in-Progress and Stock-in-Trade					
	Employee Benefits Expense	22	41,41,12,990		41,03,58,027	
	Finance Costs	23	15,95,99,957		14,00,60,301	
	Depreciation and Amortization Expense	10	12,79,80,042		12,06,25,080	
	Other Expenses	24	82,00,24,393		61,60,64,573	
	Total Expenses			**3,80,39,04,457**		**2,68,79,37,723**
III.	**Profit Before Tax**			**31,32,89,614**		**3,42,84,569**
IV	**Tax expense:**					
	Current Tax			8,77,11,890		73,79,071
	Deferred Tax			1,47,04,199		71,54,539
	MAT Credit Entitlement			(23,42,636)		-
V	**Profit After Tax For The Year**			**21,32,16,161**		**1,97,50,959**
VI	**Earning per equity share of Face Value of ₹10/- Each**					
	Basic			11.71		1.18
	Diluted			11.71		1.07
	Significant Accounting Policies					
	Notes to the Financial Statements	1 to 28				

As per our Report of even date

For Modi Manoj & Co.
Chartered Accountants
FRN: 030165N

Manoj Modi
(Proprietor)
(M.No. 524225)

Place: Pithampur
Date: 19.05.2017

For and on Behalf of the Board

Dinesh Patidar
(Chairman and Managing Director)
(DIN 00549552)

Ramesh Patidar
(Executive Director)
(DIN 00931437)

Ravi Patidar
(Company Secretary)

Akhilesh Maru
(Chief Financial Officer)

Cash Flow Statement for the year 2016-17

(Amount in ₹)

	Particulars	As at March 31, 2017		As at March 31, 2016	
A	CASH FLOW FROM OPERATING ACTIVITIES				
	Net Profit After Tax As Per Profit & Loss Account		21,32,16,161		1,97,50,959
	Adjusted For :				
	Depreciation Exp.	12,79,80,042		12,06,25,080	
	Mics. Exp. Written off.	23,93,93,392		23,36,581	
	Interest Income	(1,76,06,468)		(1,81,56,534)	
	Interest Paid	12,22,23,053		11,10,63,879	
	Loss on Sale of Fixed Assets	9,18,297		27,836	
	Deferred expenditure not included above	8,64,672		(7,95,77,426)	
	Interest on Dividend Tax	-		(3,35,434)	
	Deffered Tax	1,47,04,199		71,54,539	
	Income Tax Excess Provision of Previous Year	3,88,843		(56,22,138)	
			48,88,66,031		13,75,16,382
	Operating Profit Before Working Capital Changes		70,20,82,192		15,72,67,341
	Adjusted For :				
	(Increase)/Decrease in Trade & Other Receivables	(61,80,72,292)		22,30,57,593	
	(Increase)/Decrease in Inventories	(1,29,24,398)		(1,62,89,466)	
	Increase/(Decrease) in Trade Payables	30,68,55,091		(2,80,18,449)	
	Increase/(Decrease) in Other Current Liablities & Provisions	19,88,96,950		43,61,970	
			(12,52,44,649)		18,31,11,647
	Net Cash Flow From Operating Activities (A)		**57,68,37,542**		**34,03,78,989**
B	CASH FLOW FROM INVESTING ACTIVITIES				
	Purchase of Fixed Assets	(15,91,66,391)		(19,80,54,977)	
	Sale of Fixed Assets	12,00,068		3,17,384	
	Purchase of Investments	(1,42,09,000)		-	
	Interest Received	1,76,06,468		1,81,56,534	
	Deposits	(4,08,32,011)		37,83,053	
	Movement in Loan & Advances	(5,27,76,718)		(31,33,359)	
	Net Cash Used in Investing Activities (B)		**(24,81,77,583)**		**(17,89,31,365)**

Cash Flow Statement for the year 2016-17 (Contd.)

(Amount in ₹)

Particulars		As at March 31, 2017		As at March 31, 2016	
C	CASH FLOW FROM FINANCING ACTIVITIES				
	Long Term Borrowings (NET)	(7,96,41,284)		(11,91,42,398)	
	Short Term Borrowings (NET)	(6,57,26,323)		11,96,68,796	
	Dividend Paid (Inc. DDT)	(6,05,73,619)		(5,03,18,655)	
	Interest on Term Loans & Others Paid	(12,22,23,053)		(11,10,63,879)	
	Net Cash Used in Financing Activities (C)		**(32,81,64,280)**		**(16,08,56,135)**
	Net Change in Cash & Cash Equivalents (A+B+C)		4,95,680		5,91,489
	Cash & Cash Equivalents at the beginning of the year		58,76,326		52,84,837
	Cash & Cash Equivalents at the end of the year		63,72,006		58,76,326

Note :

1. Figures in Brackets represent Cash Outflow
2. Previous Year Figures Regrouped wherever necessary.

As per our Report of even date

For Modi Manoj & Co.
Chartered Accountants
FRN: 030165N

Manoj Modi
(Proprietor)
(M.No. 524225)

Place: Pithampur
Date: 19.05.2017

For and on Behalf of the Board

Dinesh Patidar
(Chairman and Managing Director)
(DIN 00549552)

Ramesh Patidar
(Executive Director)
(DIN 00931437)

Ravi Patidar
(Company Secretary)

Akhilesh Maru
(Chief Financial Officer)

Notes on Financial Statements for the year ended 31st March 2017

The previous year figures have been regrouped / reclassified, wherever necessary to confirm to the current year presentation.

1. SHARE CAPITAL

(Amount in ₹)

Particulars		As at March 31, 2017	As at March 31, 2016
Authorised Share Capital :			
2,50,00,000	Equity Shares of ₹10 each (Previous year 2,50,00,000 shares of ₹10 each)	25,00,00,000	25,00,00,000
15,00,000	15 % Compulsory Convertible Preference Shares of ₹100/- each (Previous Year 15,00,000 shares of ₹100 each)	15,00,00,000	15,00,00,000
Issued & Subscribed Capital			
1,85,60,356	Equity Shares of ₹10 each (Previous year 16923993 shares of ₹10 each)	18,56,03,560	16,92,39,930
15,00,000	15 % Compulsory Convertible Preference Shares of ₹100/- each (Previous Year 15,00,000 shares of ₹100 each)	-	15,00,00,000
Paid Up Capital			
1,83,80,156	Equity Shares of ₹10 each (Previous year 1,67,43,793 shares of ₹10 each)	18,38,01,560	16,74,37,930
-	15 % Compulsory Convertible Preference Shares of ₹100/- each (Previous Year 15,00,000 shares of ₹100 each)	-	15,00,00,000
TOTAL		**18,38,01,560**	**31,74,37,930**

1.1 Reconcilation of shares outstanding at the beginning and at the end of the year

Equit Shares		
At the beginning of the year	1,67,43,793	1,67,43,793
Issued during the year	16,36,363	-
Outstanding at the end of the year	1,83,80,156	1,67,43,793

1.2 1,80,200 Shares out of Issued Share are forfieted by the company which has not been reissued.

1.3 The details of shareholders holding more than 5% Shares :

Name of the Shareholder	As at March 31, 2017		As at March 31, 2016	
	No. of Shares	% held	No. of Shares	% held
Dinesh Patidar	35,21,488	19.16%	35,21,488	21.03%
Ankit Patidar	15,00,000	8.16%	15,00,000	8.96%
Sunil Patidar	15,62,200	8.50%	15,62,200	9.33%
M.L.Securities & Finance Pvt. Ltd.	17,71,829	9.64%	18,37,383	10.97%
AF Holdings	16,36,363	8.90%	-	-

Notes on Financial Statements for the year ended 31st March 2017

2. RESERVES & SURPLUS

(Amount in ₹)

Particulars	As at March 31, 2017		As at March 31, 2016	
Capital Reserve				
As per Last Balance Sheet	20,57,800		20,57,800	
		20,57,800		20,57,800
Securities Premium Reserve				
As per Last Balance Sheet	74,61,45,471		74,61,45,471	
Add: Received During the year				
Premium on Conversion of CCPS to Equity Shares	13,36,36,370		-	
		87,97,81,841		74,61,45,471
General Reserve				
As per Last Balance Sheet	98,09,00,205		1,02,85,15,895	
Add: Transferred from Profit & Loss Account	-		-	
Less: Proposed Dividend	-		(2,51,15,690)	
Dividend on CCPS	-		(2,25,00,000)	
		98,09,00,205		98,09,00,205
Profit & Loss Account				
As Per Last Balance Sheet	40,99,952		-	
Add: Profit for the Year	21,32,16,161		1,97,50,959	
Less:Appropriations/Adjustments				
Proposed Dividend	(3,67,60,312)		-	
Dividend on CCPS	(27,12,329)		-	
Dividend Tax	(74,83,535)		(96,93,434)	
Dividend Tax (CCPS)	(5,52,166)		-	
Interest on Dividend Tax	-		(3,35,434)	
Interest on Income Tax	-		(8,66,400)	
Excess/(Short) Provision of Income Tax	3,88,843		(47,55,737)	
Transferred to General Reserve	-		-	
		17,01,96,615		40,99,952
TOTAL		**2,03,29,36,460**		**1,73,32,03,429**

3. LONG TERM BORROWINGS

(Amount in ₹)

Particulars	As at March 31, 2017		As at March 31, 2016	
SECURED				
Term Loan				
From Banks				
Rupee Loan	5,60,00,000		2,50,13,266	
Foreign Currency Loan	-		2,00,00,000	
		5,60,00,000		4,50,13,266
Vehicle Loan	-		14,76,159	
		-		14,76,159
TOTAL		**5,60,00,000**		**4,64,89,425**

3.1 Current Maturities of Long Term Debt (See Note 8)

(Amount in ₹)

Particulars	As at March 31, 2017		As at March 31, 2016	
Term Loan				
From Banks- Rupee Loan		4,10,95,947		6,57,10,943
From Banks- Foreign Currency Term Loan		1,99,99,998		2,66,66,664
External Commercial Borrowing		-		5,68,31,250
Vehicle Loan		13,15,693		23,54,640
		6,24,11,638		15,15,63,497

3.2 Borrowings from banks and ECB are secured by way of :-

Primary - All the curent assets of the company situated at Plot No. 1 Sector A, Pithampur Distt. Dhar, M.P., Plot No. F-14 & 15, Phase-I, Sector III SEZ, Pithampur and Plot No. 401, 402 & 413, Sector III, Industrial Estate, Pithampur and Plot No.400 & 412A, Sector III, Industrial Estate, Pithampur, Dist. Dhar, M.P.

Collateral - All the fixed assets of the company situated at Plot No. 1 Sector A, Pithampur Distt. Dhar, M.P., Plot No. F-14 & 15, Phase-I, Sector III SEZ, Pithampur and Plot No. 401, 402 & 413, Sector III, Industrial Estate, Pithampur and Plot No.400 & 412A, Sector III, Industrial Estate, Pithampur, Dist. Dhar, M.P.

3.3 Vehicle Loans are secured by respective vehicles.

4. DEFERRED TAX LIABILITY (NET)

(Amount in ₹)

Particulars	As at March 31, 2017		As at March 31, 2016	
Deferred Tax Liability		8,44,13,355		6,97,09,156
TOTAL (NET)		8,44,13,355		6,97,09,156

5. LONG TERM PROVISIONS

(Amount in ₹)

Particulars	As at March 31, 2017		As at March 31, 2016	
Provision for Employee Benefits		3,87,21,295		1,31,92,087
TOTAL		3,87,21,295		1,31,92,087

6. SHORT TERM BORROWINGS

(Amount in ₹)

Particulars	As at March 31, 2017		As at March 31, 2016	
SECURED				
Working Capital Loans				
From Banks				
Rupee Loan	24,99,59,609		40,61,58,491	
Foreign Currency Loan	-		-	
		24,99,59,609		40,61,58,491
Packing Credit Limit	31,49,99,240		41,77,60,406	
		31,49,99,240		41,77,60,406
UNSECURED				
From Banks				
Rupee Loan	19,32,33,726			-
		19,32,33,726		
TOTAL		75,81,92,574		82,39,18,897

Notes on Financial Statements for the year ended 31st March 2017

6.1 Working Capital loans and packing credit are secured as below :

Primary - All the curent assets of the company situated at Plot No. 1 Ssector A, Pithampur Distt. Dhar, M.P., Plot No. F-14 & 15, Phase-I, Sector III SEZ, Pithampur and Plot No. 401,402 & 413, Sector III, Industrial Estate, Pithampur and Plot No. 400 & 412A, Seector III, Industrial Estate, Pithampur, Dist. Dhar, M.P.

Collateral - All the fixed assets of the company situated at Plot No. 1 Ssector A, Pithampur Distt. Dhar, M.P., Plot No. F-14 & 15, Phase-I, Sector III SEZ, Pithampur and Plot No. 401, 402 & 413, Sector III, Industrial Estate, Pithampur and Plot No. 400 & 412A, Seector III, Industrial Estate, Pithampur, Dist. Dhar, M.P.

6.2 Personal Guarantee of Directors & Others.

7. TRADE PAYABLES

(Amount in ₹)

Particulars	As at March 31, 2017		As at March 31, 2016	
TOTAL		54,42,51,095		23,73,96,004

8. OTHER CURRENT LIABILITIES

(Amount in ₹)

Particulars	As at March 31, 2017		As at March 31, 2016	
Current Liabilities of Long Term Debt (Refer Note 3)		6,24,11,638		15,15,63,497
Creditors for Capital Expenditure		3,96,48,643		7,16,98,922
Creditors for service & others		12,34,56,409		5,90,83,091
Unclaimed Dividend		19,19,565		17,89,798
Advance from Customers		8,85,85,025		2,09,13,877
Statutory Payable		84,48,173		1,13,87,569
Expenses Payable		39,45,011		58,34,819
		32,84,14,463		32,22,71,573

9. SHORT TERM PROVISIONS

(Amount in ₹)

Particulars	As at March 31, 2017		As at March 31, 2016	
Provision for Employee Benefits		3,49,71,115		3,72,30,942
Others				
Proposed Dividend	3,67,60,312		2,51,15,690	
Dividend on CCPS	-		2,25,00,000	
Tax on Dividend	74,83,535		96,93,434	
Provision for Income Tax	8,77,11,890		73,79,071	
		13,19,55,737		6,46,88,195
TOTAL		16,69,26,852		10,19,19,138

Notes on Financial Statements for the year ended 31st March 2017

10. FIXED ASSETS

(Amount in ₹)

Sn	Description	Gross Block as on 01.04.2016	Addition Before 30.09.2016	Addition After 01.10.2016	Addition	Deletion	Total	Gross Block as on 31.03.2017	Depriciation For the year	Depriciation up to 31.03.2016	Deletion	Total	Net Block as on 31.03.2017
1	Computers	4,23,85,380	74,49,087	13,57,793	88,06,880	-	5,11,92,260	5,11,92,260	59,82,846	2,33,78,777	-	2,93,61,623	2,18,30,637
2	Equipments	2,80,46,125	19,89,060	19,66,797	39,55,857	3,77,991	3,16,23,991	3,16,23,991	27,19,569	94,12,622	2,13,239	1,19,18,952	1,97,05,040
3	Office Buildings	3,12,79,238	3,09,787	9,12,78,127	9,15,87,913	-	12,28,67,151	12,28,67,151	5,53,382	20,28,444	-	25,81,826	12,02,85,325
4	Factory Buildings	19,71,02,956	4,55,459	27,71,063	32,26,522	-	20,03,29,478	20,03,29,478	62,90,207	3,72,14,660	-	4,35,04,866	15,68,24,611
5	Furniture	4,44,91,682	22,04,841	10,08,247	32,13,088	62,345	4,76,42,425	4,76,42,425	40,82,407	1,77,95,289	14,101	2,18,63,595	2,57,78,830
6	Land	1,78,38,087	-	-	-	-	1,78,38,087	1,78,38,087	-	-	-	-	1,78,38,087
7	Plant & Machinery	65,30,82,456	3,14,41,030	1,00,04,345	4,14,45,375	98,458	69,44,29,373	69,44,29,373	4,26,66,005	18,42,18,738	24,685	22,68,60,058	46,75,69,315
8	Tools	61,02,66,062	4,04,36,352	4,56,51,961	8,60,88,313	-	69,63,54,374	69,63,54,374	6,40,16,585	26,35,55,836	-	32,75,72,422	36,87,81,953
9	Vehicles	1,92,02,022	-	1,23,675	1,23,675	35,35,572	1,57,90,125	1,57,90,125	16,50,666	51,68,456	17,03,975	51,15,148	1,06,74,977
10	Intangible assets-Software	-	-	27,33,150	27,33,150	-	27,33,150	27,33,150	18,374	-	-	18,374	27,14,776
	Total	1,64,36,94,008	8,42,85,616	15,68,95,157	24,11,80,773	40,74,366	1,88,08,00,415	1,88,08,00,415	12,79,80,042	54,27,72,822	19,56,000	66,87,96,864	1,21,20,03,551
10	Capital W.I.P	8,20,14,383	-	-	-	8,20,14,383	-	-	-	-	-	-	-
	Total	1,72,57,08,390	8,42,85,616	15,68,95,157	24,11,80,773	8,60,88,748	1,88,08,00,415	1,88,08,00,415	12,79,80,042	54,27,72,822	19,56,000	66,87,96,864	1,21,20,03,551

Notes on Financial Statements for the year ended 31st March 2017

11. NON CURRENT INVESTMENTS

(Amount in ₹)

Particulars	As at March 31, 2017		As at March 31, 2016	
Non-Trade Investments				
In Equity Shares of Subsidiaries				
Unquated Fully Paid Up				
6 Shares of Shakti Pumps FZE, Sharjah UAE of AED 150000 each	1,56,56,115		22,06,115	
65000 Shares of Shaki Pumps USA LLC, USA of USD 1 each	33,31,941		33,31,941	
30000 Shares of Shakti Pumps Pty Ltd., Australia of AUD 1 each	14,89,988	2,04,78,043	7,30,988	62,69,044
In Equity shares of Others				
Unquated Fully Paid Up				
Cosmos Bank	2,000		2,000	
		2,000		2,000
TOTAL		2,04,80,043		62,71,044

12. LONG TERM LOANS & ADVANCES

(Amount in ₹)

Particulars	As at March 31, 2017		As at March 31, 2016	
(Unsecured & Considered Good)				
Advance for Capitlal Goods		19,72,775		29,86,117
Loan to Related Parties		8,11,92,192		10,05,82,659
TOTAL		8,31,64,967		10,35,68,776

13. OTHER NON-CURRENT ASSETS

(Amount in ₹)

Particulars	As at March 31, 2017		As at March 31, 2016	
Miscellaneous Expenditure		33,62,306		24,27,55,698
Other Non-Current Assets		3,19,64,510		3,28,29,182
TOTAL		3,53,26,816		27,55,84,881

14. INVENTORIES

(Amount in ₹)

Particulars	As at March 31, 2017		As at March 31, 2016	
Raw Material		30,89,14,017		26,47,28,213
Work In Process		24,85,50,567		29,82,83,803
Finished Goods		29,59,71,325		27,74,99,494
TOTAL		85,34,35,909		84,05,11,511

15. TRADE RECEIVABLES

(Amount in ₹)

Particulars	As at March 31, 2017	As at March 31, 2016
(Unsecured & Considered good)		
Over Six Months	27,26,45,000	36,80,39,473
Others	1,28,78,63,186	57,43,96,421
TOTAL	1,56,05,08,186	94,24,35,894

16. CASH & BANK BALANCES

(Amount in ₹)

Particulars	As at March 31, 2017	As at March 31, 2016
Balances with Banks	59,82,579	50,98,470
Cash Balance	3,89,427	7,77,856
Fixed Deposits With Bank	9,75,24,801	5,66,92,790
TOTAL	10,38,96,806	6,25,69,116

16.1 Balance with Banks includes Unclaimed Dividend of ₹1919565/- (Previous year ₹1789798/-)

16.2 Disclosure of Specified Bank Notes (SBNs)

During the year, the Company had specified bank notes and other denomination notes as defined in the Ministry of Corporate Affairs notification G.S. R. 308(E) dated 31st March, 2017 on the details of Specified Bank Notes held and transacted during the period from 8th November, 2016 to 30th December, 2016 the denomination wise SBNs and other notes as per the notification is given below:

Particulars	SBNs*	Other Denominations Notes	Total
Closing Balance as at 08 November 2016	2,09,500	17,307	2,26,807
Add: Withdrawl from Bank Account	-	5,20,000	5,20,000
Add: Receipts for permitted transactions	2,60,000	6,45,944	9,05,944
Less: Paid for permitted transactions	1,27,500	8,68,881	9,96,381
Less: Deposited in Bank Accounts	3,42,000	-	3,42,000
Closing Balance as on 30 december 2016	-	3,14,370	3,14,370

*For the purpose of this clause, the term "Specified Bank Notes" shall have the same meaning provided in the notification of the Government of India, Ministry of Finance, Department of Economic Affairs number S.O. 3407 (E), dated 8th November, 2016

17. SHORT TERM LOAN & ADVANCES

(Amount in ₹)

Particulars	As at March 31, 2017	As at March 31, 2016
Balances With Statutory authorities	13,77,14,944	6,59,39,977
Advance Income Tax	4,95,00,000	3,60,00,000
Advance for Salary & tour	67,07,090	1,07,37,171
Prepaid Expenses	44,54,771	59,74,404
Deposits	3,69,14,430	4,25,86,424
Other Short Term Loan & Advances	8,95,50,141	9,04,22,873
TOTAL	32,48,41,376	25,16,60,850

Notes on Financial Statements for the year ended 31st March 2017

18. REVENUE FROM OPERATION

(Amount in ₹)

Particulars	As at March 31, 2017	As at March 31, 2016
Sales of Finished Products	4,13,48,31,864	2,71,16,29,080
TOTAL	4,13,48,31,864	2,71,16,29,080

18.1 Detail of Sales

(Amount in ₹)

Particulars	As at March 31, 2017	As at March 31, 2016
Sale of Products		
Domestic	3,15,52,56,955	1,58,79,34,595
Export	97,95,74,909	1,12,36,94,485
TOTAL	4,13,48,31,864	2,71,16,29,080

19. OTHER INCOME

(Amount in ₹)

Particulars	As at March 31, 2017	As at March 31, 2016
Interest Income	1,76,06,468	1,81,56,534
Other Income	5,03,02,379	6,55,86,514
TOTAL	6,79,08,847	8,37,43,048

20. COST OF MATERIAL CONSUMED

(Amount in ₹)

Particulars	As at March 31, 2017	As at March 31, 2016
Opening Stock of Raw Material	26,47,28,213	36,73,11,312
Add: Purchase of Raw Material	2,29,51,11,472	1,41,71,19,208
	2,55,98,39,686	1,78,44,30,521
Less: Closing Stock of Raw Material	30,89,14,017	26,47,28,213
TOTAL	2,25,09,25,669	1,51,97,02,308

20.1 Value of Raw Material Consumed

(Amount in ₹)

Particulars	Amount (In ₹)	% of Consumption	Amount (In ₹)	% of Consumption
Import	41,09,11,993	18.26%	40,28,41,943	26.51%
Domestic	1,84,00,13,676	81.74%	1,11,68,60,665	73.49%
	2,25,09,25,669	100%	1,51,97,02,608	100%

21. CHANGE IN INVENTORIES OF FINISHED GOODS, STOCK IN PROCESS

(Amount in ₹)

Particulars	As at March 31, 2017	As at March 31, 2016
Inventories (at Close)		
Finished Goods/Stock in Trade	29,59,71,325	27,74,99,494
Stock In Process	24,85,50,567	29,82,83,803
	54,45,21,892	57,57,83,298
Inventories (at Commencement)		
Finished Goods/Stock in Trade	27,74,99,495	20,33,60,672
Stock In Process	29,82,83,803	25,35,50,060
	57,57,83,298	45,69,10,732
TOTAL	(3,12,61,406)	11,88,72,565

22. EMPLOYEE BENEFIT EXPENSES

(Amount in ₹)

Particulars	As at March 31, 2017		As at March 31, 2016	
Salary & Wages		36,20,24,096		38,16,76,065
Contribution to Provident & other Funds		3,09,14,378		1,29,24,926
Staff Welfare Expenses		2,11,74,516		1,57,57,035
TOTAL		41,41,12,990		41,03,58,027

23. FINANCE COST

(Amount in ₹)

Particulars	As at March 31, 2017		As at March 31, 2016	
Interest to Bank		12,14,69,459		10,54,15,302
Interest to Other		7,53,595		56,48,577
Bank Charges		3,73,76,904		2,89,96,423
TOTAL		15,95,99,957		14,00,60,301

24. OTHER EXPENSES

(Amount in ₹)

Particulars	As at March 31, 2017		As at March 31, 2016	
MANUFACTURING EXPENSES				
Power & Fuel	2,22,50,188		2,16,75,451	
Job Work Expenses	73,65,497		1,72,19,683	
Entry Tax	34,21,927		31,90,648	
Freight Charges	3,66,64,654		2,59,47,102	
Other Manufacturing Exp.	5,68,83,850		2,45,62,711	
		12,65,86,116		9,25,95,595
ADMINISTRATIVE EXPENSES				
Directors Remunaration	1,93,82,904		2,02,02,820	
Telephone Expenses	73,22,370		76,15,440	
Conveyance Expenses	1,90,21,662		2,15,05,383	
Consultancy Charges	91,36,589		92,16,682	
Other office & Administrative Exp.	97,75,672		92,23,728	
SELLING & DISTRIBUTION EXPENSES		6,46,39,196		6,77,64,054
Clearing & Forwarding Charges	1,22,74,361		83,70,672	
Office & Godown Rent	19,36,043		52,40,672	
Travelling Expenses	8,91,47,161		10,20,71,875	
Advertising Exp.	2,87,85,163		4,05,54,141	
Market Development Exp.	2,56,94,659		4,85,79,840	
Exhibition and Promotional Exp.	5,000		10,70,453	
Frieght Charges	1,65,21,032		7,05,45,343	
ECGC Premium	33,89,802		19,39,688	
Other Selling & Distribution Expenses	17,08,54,909		14,86,00,428	
		34,86,08,129		42,69,73,111
OTHER EXPENSES				
Legal & Professional Exp.	76,14,513		87,24,193	
Payment to Auditors	7,00,000		3,00,000	
Repair & Maintanance	64,25,874		47,05,075	
Taxes & Duties	89,30,184		1,08,75,682	
CSR Expenditure	31,91,782		-	
Other Exp.	1,39,35,207		17,90,281	
		4,07,97,560		2,63,95,231
MISC. EXP. WRITTEN OFF		23,93,93,392		23,36,581
TOTAL		82,00,24,393		61,60,64,573

Notes on Financial Statements for the year ended 31st March 2017

24.1 PAYMENT TO AUDITORS AS (Amount in ₹)

Particulars	As at March 31, 2017	As at March 31, 2016
(a) Auditor	4,50,000	1,30,000
(b) For Taxation Matters	1,50,000	1,10,000
(c) For Other Services	1,00,000	60,000
	7,00,000	3,00,000

25. ADDITIONAL INFORMATION

25.1 VALUE OF IMPORTS ON CIF BASIS IN RESPECT OF (Amount in ₹)

Particulars	As at March 31, 2017	As at March 31, 2016
Raw Material	41,89,78,220	27,64,50,920
Capital Goods	2,91,90,111	1,14,01,504
	44,81,68,331	28,78,52,424

25.2 EXPENDITURE IN FOREIGN CURRENCY (Amount in ₹)

Particulars	As at March 31, 2017	As at March 31, 2016
Exhibition & Promotional Exp.	3,56,396	61,21,844
Travelling Exp.	3,27,38,227	3,33,19,763
Advertisement Exp.	-	46,66,649
	3,30,94,623	4,41,08,256

25.3 EARNING IN FOREIGN CURRENCY (Amount in ₹)

Particulars	As at March 31, 2017	As at March 31, 2016
FOB Value of Exports	97,95,74,909	1,08,72,34,192
	97,95,74,909	1,08,72,34,192

26. RELATED PARTY DISCLOSURES

(i) List of Related Parties (Amount in ₹)

S.No	Name of Related Party	Relationship
1	Shakti Pumps LLC, USA	Wholly Owned Subsidiary Companies
2	Shakti Pumps FZE , UAE	
3	Shakti Pumps Pty Ltd. Australia	
4	Shakti Irrigation India Limited	Enterprise over Which Key management are able to exercise significant influence
5	Arsh Industrial Solutions Pvt. Ltd	Enterprise over Which Relative of Key Mgt. able to exercise significant influence
6	Shakti Irrigation Private Limited	Enterprise over Which Relative of Key Mgt. able to exercise significant influence
7	Vintex Tools Pvt. Ltd	Enterprise over Which Relative of Key Mgt. are able to exercise significant influence
8	Shakti Energy Solutions Pvt.Ltd	Enterprise over Which Relative of Key Mgt. are able to exercise significant influence
9	Dinesh Patidar	Key Managarial Personnel
10	Sunil Patidar	
11	Ramesh Patidar	

(ii) Transaction during the year with related parties.

Sl. No	Name of Party	Nature of Transaction	31.03.2017 (Amount in ₹)	31.03.2016 (Amount in ₹)
1	Shakti Pumps LLC, USA	Sale of Pump & Motors	10,32,27,510	16,63,25,589
2	Shakti Pumps FZE , UAE	Sale of Pump & Motors	23,01,35,461	29,07,79,907
3	Shakti Pumps Pty Ltd. Australia	Sale of Pump & Motors	38,63,506	34,31,136
4	Shakti Irrigation India Limited	Purchase of Components	5,79,92,654	8,76,96,515
		Purchase of Drip Irrigation Pipes	25,89,395	-
		Purchase of Pipes	17,65,171	-
		Sale of Parts & Pipes	37,77,850	-
5	Vintex Tools Pvt. Ltd	Purchase of Dies & Other material	6,41,67,129	10,25,56,804
6	Shakti Energy Solutions Pvt. Ltd.	Purchase of Solar System	2,06,06,710	6,43,14,751
		Sale of Pump & Motors	7,21,32,249	-
7	Arsh Industrial Solutions Pvt. Ltd	Purchase of Components	2,41,36,232	-
		Sale of Material	1,73,218	-
8	Shakti Irrigation Private Limited	Sales of Pumps & Motors & other material	60,614	-
8	Dinesh Patidar	Remunaration	1,44,00,000	1,68,00,000
		Other Allowances	92,500	-
9	Sunil Patidar	Remunaration	12,00,000	12,00,000
		Other Allowances	11,21,284	1,09,600
10	Ramesh Patidar	Remunaration	19,20,000	19,20,000
		Other Allowances	6,49,120	1,73,220

(iii) Balances as at 31.03.2017

Sl. No	Name of Party	Nature of Transaction	31.03.2017 (Amount in ₹)	31.03.2016 (Amount in ₹)
1	Investments	Shakti Pumps USA LLC	33,31,941	33,31,941
		Shakti Pumps FZE, UAE	1,56,56,115	22,06,115
		Shakti Pumps Pty Ltd. Australia	14,89,988	7,30,988
2	Trade Receivables	Shakti Pumps USA LLC	8,47,85,134	129535453
		Shakti Pumps FZE, UAE	18,28,10,343	23,45,86,364
		Shakti Pumps Pty Ltd. Australia	1,44,85,770	1,17,60,541
		Shakti Irrigation India Limited	25,86,541	-
		Shakti Energy Solutions Pvt. Ltd.	1,43,32,782	-
		Shakti Irrigation Private Limited	3,31,819	-
3	Trade Payables	Vintex Tools Pvt. Ltd	3,23,77,348	5,58,23,639
		Shakti Irrigation India Limited	1,61,25,561	1,07,67,990
		Shakti Energy Solutions Pvt. Ltd.	32,32,478	-
4	Loan & Advances	Vintex Tools Pvt. Ltd	8,11,92,192	10,05,82,659

Notes on Financial Statements for the year ended 31st March 2017

27. FINANCIAL & DERIVATIVE INSTRUMENTS

a) **Derivative Contract entered into by the company for hedging foreign currency related risks :**

The Company has convereted the term loan into Foreign currency term loan and in order to hedge foreign currency related risk the company has entered into currency swap contract. Nominal amount of derivative contracts entered into by the company and outstanding as on 31.03.2017 is detailed below :

S.No	Particualar	Amount (₹)
1	Currency Swap	1,99,99,998
	TOTAL	1,99,99,998

28. CONTINGENT LIABILITIES AND COMMITMENTS

(Amount in ₹ Lacs)

S.No	Particulars	As at March 31, 2017
1	Bank Guarantee Outstanding	1,795
2	Unexpired Letter of Credit	3,605
3	Excise Demand Under Dispute	48
4	Commercial Tax Demand under Dispute	105

As per our Report of even date

For Modi Manoj & Co.
Chartered Accountants
FRN: 030165N

Manoj Modi
(Proprietor)
(M.No. 524225)

Place: Pithampur
Date: 19.05.2017

For and on Behalf of the Board

Dinesh Patidar
(Chairman and Managing Director)
(DIN 00549552)

Ramesh Patidar
(Executive Director)
(DIN 00931437)

Ravi Patidar
(Company Secretary)

Akhilesh Maru
(Chief Financial Officer)

Consolidated Financial Section

Auditor's Report on Consolidated Financial Statements

To The Members of
SHAKTI PUMPS (INDIA) LIMITED

Report on the Consolidated Financial Statements

We have audited the accompanying consolidated financial statements of **SHAKTI PUMPS (INDIA) LIMITED** (hereinafter referred to as "the Holding Company") and its subsidiaries (the Holding Company and its subsidiaries collectively referred to as "the Group"), comprising of the Consolidated Balance Sheet as at March 31, 2017, the Consolidated Statement of Profit and Loss, the Consolidated Cash Flow Statement for the year then ended, and a summary of significant accounting policies and other explanatory information (hereinafter referred to as "Consolidated Financial Statements").

Management's Responsibility for the Consolidated Financial Statements

The Holding Company's Board of Directors is responsible for the preparation of the consolidated financial statements in terms of the requirements of the Companies Act 2013 ('the Act') that give a true and fair view of the consolidated financial position, consolidated financial performance and consolidated cash flows of the Group in accordance with the accounting principles generally accepted in India, including the Accounting Standards specified under section 133 of the act, read with rule 7 of the Companies (Accounts) Rules, 2014. The respective Board of Directors of the Companies included in the Group are responsible for maintenance of adequate accounting records in accordance with the provisions of the act for safeguarding the assets of the Group and for preventing and detecting frauds and other irregularities; selection and application of appropriate accounting policies; making judgments and estimates that are reasonable and prudent; and design, implementation and maintenance of adequate internal financial controls, that were operating effectively for ensuring the accuracy and completeness of the accounting records, relevant to the preparation and presentation of the consolidated financial statements that give a true and fair view and are free from material misstatement, whether due to fraud or error.

Auditor's Responsibility

Our responsibility is to express an opinion on these consolidated financial statements based on our audit. We have taken into accounts the provisions of the Act, the accounting and auditing standards and matters which are required to be included in the audit report under the provisions of the Act and the Rules made thereunder.

We conducted our audit in accordance with the Standards on Auditing specified under section 143(10) of the Act. Those standards require that we comply with ethical requirements and plan and perform the audit to obtain reasonable assurance about whether the financial statements are free from material misstatement.

An audit involves performing procedures to obtain audit evidence about the amounts and the disclosures in the consolidated financial statements. The procedures selected depend on the auditor's judgment, including the assessment of the risks of material misstatement of the consolidated financial statements, whether due to fraud or error. In making those risk assessments, the auditor considers internal financial control relevant to the Holding Company's preparation of the consolidated financial statements that give a true and fair view in order to design audit procedures that are appropriate in the circumstances. An audit also includes evaluating the appropriateness of the accounting policies used and the reasonableness of the accounting estimates made by the Holding Company's Directors, as well as evaluating the overall presentation of consolidated financial statements.

We believe that the audit evidence we have obtained is sufficient and appropriate to provide a basis for our audit opinion on the consolidated financial statements.

Opinion

In our opinion and to the best of our information and according to the explanations given to us, the aforesaid consolidated financial statements give the information required by the Act in the manner so required and give a true and fair view in conformity with the accounting principles generally accepted in India, of the consolidated state of affairs of the Group as at March 31, 2017 and their consolidated profit and their consolidated cash flows for the year ended on that date.

Other Matters

a) We did not audit the financial statements of the subsidiaries whose financial statements reflect total assets of ₹2869.48 lakhs as at March 31, 2017, total revenues of ₹5362.39 lakhs as at March 31, 2017, for the year ended on that date, as considered in the consolidated financial statements. The consolidated financial statements also include the Group's share of net profit/(loss) of

₹(77.99) lakhs for the year ended March 31, 2017, as considered in the consolidated financial statements. These financial statements have been audited by other auditors, whose reports have been furnished to us by the Management and our opinion on the consolidated financial statements, in so far as it relates to the amounts and disclosures included in respect of these subsidiaries, and our report in terms of subsections (3) and (11) of Section 143 of the Act, in so far as it relates to the aforesaid subsidiaries, is based solely on the report of the other auditors.

Our opinion is not qualified in respect of other matters.

Report on Other Legal and Regulatory Requirements

1. As required by sub-section (3) of Section 143 of the Act, we report, to the extent applicable that:

   a. We have sought and obtained all the information and explanations which to the best of our knowledge and belief were necessary for the purpose of our audit of the aforesaid consolidated financial statements.

   b. In our opinion proper books of account as required by law relating to preparation of the aforesaid consolidated financial statements have been kept so far as it appears from our examination of those books and the reports of the other auditors.

   c. The Consolidated Balance Sheet, the Consolidated Statement of Profit and Loss, and the Consolidated Cash flow statement dealt with by this Report are in agreement with the books of account maintained for the purpose of preparation of the Consolidated Financial Statements.

   d. In our opinion, the aforesaid Consolidated Financial Statements comply with the Accounting Standards specified under section 133 of the Act, read with rule 7 of the Companies (Accounts) Rules, 2014;

   e. On the basis of the written representations received from the directors of the Holding Company as on March 31, 2017 taken on record by the Board of Directors of the Holding Company and the reports of the auditors who are appointed under Section 139 of the Act, of its subsidiary companies incorporated in India, none of the directors of the Group's companies, incorporated in India are disqualified as on March 31, 2017 from being appointed as a director in terms of Section 164 (2) of the Act;

   f. With respect to the adequacy and the operating effectiveness of the internal financial controls over financial reporting of the Holding Company and its subsidiary companies incorporated in India, none of its subsidiaries has been incorporated in India.

   g. With respect to the other matters to be included in the Auditor's Report in accordance with Rule 11 of the Companies (Audit and Auditors) Rules, 2014, in our opinion and to the best of our information and according to the explanations given to us:

      i. The Company does not have any pending litigations which would impact its financial position

      ii. The Group did not have any material foreseeable losses in long-term contracts including derivative contracts.

      iii. There has been no delay in transferring amounts, required to be transferred, to the Investor Education and Protection Fund by the Holding Company and its subsidiaries incorporated in India.

      iv. The Company has provided requisite disclosures in its consolidated financial statements as to holdings as well as dealings in Specified Bank Notes during the period from November 8, 2016 to December 30, 2016 and these are in accordance with the books of accounts maintained by the Company. Refer Note 10.2 to the consolidated financial statements.

For Modi Manoj & Co.
Chartered Accountants
Firm's Registration Number: 030165N

(Manoj Modi)
Proprietor
Membership Number: 524225

Place: Pithampur
Date: 19.05.2017

Significant Accounting Policies and Notes on Consolidated Accounts

A. Principles of Consolidation

S.No	Name of the Subsidiary Company	Country of Incorporation	% of Shareholding	Currency
1	Shakti Pumps USA LLC	USA	100	USD
2	Shakti Pumps FZE	UAE	100	AED
3	Shakti Pumps Pty Ltd	Australia	100	AUD

The Consolidated financial statements have been prepared on the following basis:

a) The Financial Statements of the company and its subsidiary companies are combined on a line-by-line basis by adding together the book value of like items of assets, liabilities, income & expenses, after fully eliminating intra -group balances and intra-group transactions in accordance with IND-AS 110 "Consolidated Financial Statements".

b) Revenue items are consolidated at the average rate prevailing during the year. All assets and liabilities are converted at the rates prevailing at the end of the year. Any exchange difference arising on consolidation is recognized in the exchange fluctuation reserve.

c) Reporting period of the subsidiaries are different as to the company reporting period. Hence for the purpose of preparing consolidated financial Statements, the financial statements of subsidiaries have been prepared to the same reporting date and for the same reporting period as of the company in accordance with IND-AS 110 "Consolidated Financial Statements".

d) The accounting policies of the parent are best viewed in its independent financial statements. As far as possible, the consolidated financial statements are prepared using uniform accounting policies for like transactions and other events in similar circumstances and are presented in the same manner as the company's separate financial statements.

e) Notes to these Consolidated Financial Statements are intended to serve as a means of informative disclosure and a guide to better understanding of the consolidated position of the companies. Recognizing this purpose, the Company has disclosed only such Notes from the Independent Financial Statements, which fairly present the needed disclosures.

Consolidated Balance Sheet as at 31st March 2017

(Amount in ₹)

Particulars		Note No.	As at March 31, 2017		As at March 31, 2016	
1		2	3		4	
I.	EQUITY AND LIABILITIES					
1	Shareholders' Funds					
	Share Capital	1	18,38,01,560		31,74,37,930	
	Reserves and Surplus	2	1,99,99,24,303		1,70,17,18,608	
				2,18,37,25,863		2,01,91,56,538
2	Non-Current Liabilities					
	Long-Term Borrowings	3	7,09,80,918		6,47,82,251	
	Deferred Tax Liablity (Net)	-	8,44,13,355		6,97,09,156	
	Long Term Provisions	-	3,87,21,295		1,31,92,087	
				19,41,15,568		14,76,83,494
3	Current Liabilities					
	Short-Term Borrowings	-	75,81,92,574		82,39,18,897	
	Trade Payables	4	54,48,25,643		24,48,50,744	
	Other Current Liabilities	5	34,04,87,389		32,65,20,860	
	Short-Term Provisions	6	17,92,93,290		10,19,19,138	
				1,82,27,98,896		1,49,72,09,639
	TOTAL			4,20,06,40,327		3,66,40,49,671
II.	ASSETS					
1	Non-current assets					
	Fixed Assets					
	(i) Tangible Assets	-	1,21,20,03,551		1,10,09,21,185	
	(ii) Capital Work-In-Progress		0		8,20,14,383	
	Non-Current Investments	7	2,000		2,000	
	Long-Term Loans and Advances	-	8,31,64,967		10,35,68,776	
	Other Non-Current Assets	-	3,53,26,816		27,55,84,881	
				1,33,04,97,334		1,56,20,91,224
2	Current assets					
	Inventories	8	1,02,92,28,524		1,08,00,51,679	
	Trade Receivables	9	1,38,39,61,546		69,41,28,338	
	Cash and Bank Balances	10	13,20,40,597		7,60,44,539	
	Short-Term Loans and Advances	11	32,49,12,326		25,17,33,890	
				2,87,01,42,993		2,10,19,58,447
	TOTAL			4,20,06,40,327		3,66,40,49,671
		1 to 21				

As per our Report of even date

For Modi Manoj & Co.
Chartered Accountants
FRN: 030165N

Manoj Modi
(Proprietor)
(M.No. 524225)

Place: Pithampur
Date: 19.05.2017

For and on Behalf of the Board

Dinesh Patidar
(Chairman and Managing Director)
(DIN 00549552)

Ramesh Patidar
(Executive Director)
(DIN 00931437)

Ravi Patidar
(Company Secretary)

Akhilesh Maru
(Chief Financial Officer)

Consolidated Statement of Profit & Loss for the year ended 31st March 2017

(Amount in ₹)

Particulars		Note No.	Year ended March 31, 2017		Year ended March 31, 2016	
1		2	3		4	
I.	INCOME					
	Revenue From Operations					
	Sales of Products	12	4,33,13,16,294		2,71,54,23,611	
	Less : Excise Duty Recovered		-8,55,46,640		-7,31,49,836	
	Net Sales			4,24,57,69,654		2,64,22,73,774
	Other Income	13		7,04,37,292		8,77,34,651
	Total Revenue			**4,31,62,06,945**		**2,73,00,08,426**
II.	EXPENDITURE					
	Cost of Materials Consumed	14	2,25,34,44,868		1,57,65,12,416	
	Changes in Inventories of Finished Goods,	15	9,50,08,959		-27,24,95,665	
	Stock-in-Progress and Stock-in-Trade					
	Employee Benefits Expense	16	42,68,35,036		42,01,71,933	
	Finance Costs	17	16,43,23,350		14,31,78,838	
	Depreciation and Amortization Expense		12,79,80,042		12,06,25,080	
	Other Expenses	18	93,02,78,452		71,68,19,007	
	Total Expenses			**3,99,78,70,707**		**2,70,48,11,609**
III.	**Profit Before Tax**			**31,83,36,239**		**2,51,96,817**
IV	**Tax expense:**					
	Current Tax			10,05,57,648		73,79,071
	Deferred Tax			1,47,04,199		71,54,539
	MAT Credit Entitlement			-23,42,636		-
V	**Profit After Tax For The Year**			**20,54,17,028**		**1,06,63,207**
VI	**Earning per equity share of Face Value of ₹10/- Each**					
	Basic			11.28		0.64
	Diluted			11.28		0.58
	Significant Accounting Policies					
	Notes to the Financial Statements	1 to 21				

As per our Report of even date

For Modi Manoj & Co.
Chartered Accountants
FRN: 030165N

Manoj Modi
(Proprietor)
(M.No. 524225)

Place: Pithampur
Date: 19.05.2017

For and on Behalf of the Board

Dinesh Patidar
(Chairman and Managing Director)
(DIN 00549552)

Ramesh Patidar
(Executive Director)
(DIN 00931437)

Ravi Patidar
(Company Secretary)

Akhilesh Maru
(Chief Financial Officer)

Consolidated Cash Flow Statement for the year 2016-17

(Amount in ₹)

	Particulars	As at March 31, 2017		As at March 31, 2016	
A	CASH FLOW FROM OPERATING ACTIVITIES				
	Net Profit After Tax As Per Profit & Loss Account		20,54,17,028		1,06,63,207
	Adjusted For :				
	Depreciation Exp.	12,79,80,042		12,06,25,080	
	Mics. Exp. Written off.	23,93,93,392		23,36,581	
	Interest Income	(1,76,06,468)		(1,81,56,534)	
	Interest Paid	12,22,23,053		11,10,63,879	
	Loss on Sale of Fixed Assets	9,18,297		27,836	
	Profit on Sale of Fixed Assets	-		-	
	Deferred expenditure not included above	8,64,672		(7,95,76,696)	
	Interest on Dividend Tax	-		(3,35,434)	
	Deffered Tax	1,47,04,199		71,54,539	
	Income Tax Excess Provision of Previous Year	3,88,843		(56,22,138)	
	Mat Credit Utilised	62,71,795		-	
			49,51,37,826		13,75,17,112
	Operating Profit Before Working Capital Changes		70,05,54,854		14,81,80,319
	Adjusted For :				
	(Increase)/Decrease in Trade & Other Receivables	(68,98,33,207)		31,75,35,674	
	(Increase)/Decrease in Inventories	5,08,23,155		(10,89,01,791)	
	Increase/(Decrease) in Trade Payables	29,99,74,900		(2,17,42,578)	
	Increase/(Decrease) in Other Current Liablities & Provisions	21,90,87,026		(55,46,504)	
			(11,99,48,126)		18,13,44,801
	Net Cash Flow From Operating Activities (A)		**58,06,06,728**		**32,95,25,120**
B	CASH FLOW FROM INVESTING ACTIVITIES				
	Purchase of Fixed Assets	(15,91,66,391)		(19,80,54,977)	
	Sale of Fixed Assets	12,00,068		3,17,422	
	Purchase of Investments	-		-	
	Interest Received	1,76,06,468		1,81,56,534	
	Deposits	(4,08,32,011)		37,83,053	
	Movement in Loan & Advances	(5,27,74,628)		(31,38,199)	
	Net Cash Used in Investing Activities (B)		**(23,39,66,493)**		**(17,89,36,167)**

Consolidated Cash Flow Statement for the year 2016-17 (Contd.)

(Amount in ₹)

Particulars		As at March 31, 2017		As at March 31, 2016	
C	CASH FLOW FROM FINANCING ACTIVITIES				
	Long Term Borrowings (NET)	(8,29,53,193)		(10,08,49,571)	
	Short Term Borrowings (NET)	(6,57,26,323)		11,96,68,796	
	Dividend Paid (Inc. DDT)	(6,05,73,619)		(5,03,18,655)	
	Interest on Term Loans & Others Paid	(12,22,23,053)		(11,10,63,879)	
	Net Cash Used in Financing Activities (C)		**(33,14,76,188)**		**(14,25,63,309)**
	Net Change in Cash & Cash Equivalents (A+B+C)		1,51,64,047		80,25,645
	Cash & Cash Equivalents at the beginning of the year		1,93,51,749		1,13,26,105
	Cash & Cash Equivalents at the end of the year		3,45,15,796		1,93,51,749

Note :

1. Figures in Brackets represent Cash Outflow
2. Previous Year Figures Regrouped wherever necessary.

As per our Report of even date

For Modi Manoj & Co.
Chartered Accountants
FRN: 030165N

Manoj Modi
(Proprietor)
(M.No. 524225)

Place: Pithampur
Date: 19.05.2017

For and on Behalf of the Board

Dinesh Patidar
(Chairman and Managing Director)
(DIN 00549552)

Ramesh Patidar
(Executive Director)
(DIN 00931437)

Ravi Patidar
(Company Secretary)

Akhilesh Maru
(Chief Financial Officer)

Notes on Financial Statements for the year ended 31st March 2017

The previous year figures have been regrouped / reclassified, wherever necessary to confirm to the current year presentation.

1. SHARE CAPITAL

(Amount in ₹)

Particulars		As at March 31, 2017		As at March 31, 2016	
Authorised Share Capital :					
2,50,00,000	Equity Shares of ₹10 each (Previous year 2,50,00,000 shares of ₹10 each)		25,00,00,000		25,00,00,000
15,00,000	15 % Compulsory Convertible Preference Shares of ₹100/- each (Previous Year 15,00,000 shares of ₹100 each)		15,00,00,000		15,00,00,000
Issued & Subscribed Capital					
1,85,60,356	Equity Shares of ₹10 each (Previous year 1,69,23,993 shares of ₹10 each)		18,56,03,560		16,92,39,930
15,00,000	15 % Compulsory Convertible Preference Shares of ₹100/- each (Previous Year 15,00,000 shares of ₹100 each)		-		15,00,00,000
Paid Up Capital					
1,83,80,156	Equity Shares of ₹10 each (Previous year 1,67,43,793 shares of ₹10 each)		18,38,01,560		16,74,37,930
-	15 % Compulsory Convertible Preference Shares of ₹100/- each (Previous Year 1500000 shares of ₹100 each)		-		15,00,00,000
TOTAL			**18,38,01,560**		**31,74,37,930**

1.1 Reconcilation of shares outstanding at the beginning and at the end of the year

Equit Shares				
At the beginning of the year		1,67,43,793		1,67,43,793
Issued during the year		16,36,363		-
Outstanding at the end of the year		1,83,80,156		1,67,43,793

1.2 1,80,200 Shares out of Issued Share are forfieted by the company which has not been reissued.

1.3 The details of shareholders holding more than 5% Shares :

Name of the Shareholder	As at March 31, 2017		As at March 31, 2016	
	No. of Shares	% held	No. of Shares	% held
Dinesh Patidar	35,21,488	19.16%	35,21,488	21.03%
Ankit Patidar	15,00,000	8.16%	15,00,000	8.96%
Sunil Patidar	15,62,200	8.50%	15,62,200	9.33%
M.L.Securities & Finance Pvt.Ltd	17,71,829	9.64%	18,37,383	10.97%
AF Holdings	16,36,363	8.90%	-	-

Notes on Financial Statements for the year ended 31st March 2017

2. RESERVES & SURPLUS

(Amount in ₹)

Particulars	As at March 31, 2017		As at March 31, 2016	
Capital Reserve				
As per Last Balance Sheet	20,57,800		20,57,800	
		20,57,800		20,57,800
Foreign Currency Fluctuation Reserve		62,98,716		26,921
Securities Premium Reserve				
As per Last Balance Sheet	74,61,45,471		74,61,45,471	
Add: Received During the year				
Premium on Conversion of CCPS to Equity Shares	13,36,36,370		-	
		87,97,81,841		74,61,45,471
General Reserve				
As per Last Balance Sheet	94,93,88,464		1,00,60,91,906	
Add: Transferred from Profit & Loss Account	-		(90,87,752)	
Less: Proposed Dividend	-		(2,51,15,690)	
Dividend on CCPS	-		(2,25,00,000)	
		94,93,88,464		94,93,88,464
Profit & Loss Account				
As Per Last Balance Sheet	40,99,952		-	
Add: Profit for the Year	20,54,17,028		1,06,63,207	
Less:Appropriations/Adjustments				
Proposed Dividend	(3,67,60,312)		-	
Dividend on CCPS	(27,12,329)		-	
Dividend Tax	(74,83,535)		(96,93,434)	
Dividend Tax (CCPS)	(5,52,166)		-	
Interest on Dividend Tax	-		(3,35,434)	
Interest on Income Tax	-		(8,66,400)	
Excess/(Short) Provision of Income Tax	3,88,843		(47,55,737)	
Transferred to General Reserve	-		90,87,752	
		16,23,97,482		40,99,953
TOTAL		**1,99,99,24,303**		**1,70,17,18,608**

3. LONG TERM BORROWINGS

(Amount in ₹)

Particulars	As at March 31, 2017		As at March 31, 2016	
SECURED				
Term Loan				
From Banks				
Rupee Loan	5,60,00,000		2,50,13,266	
Foreign Currency Loan	1,49,80,918		3,82,92,826	
		7,09,80,918		6,33,06,092
Vehicle Loan	-		14,76,159	
		-		14,76,159
TOTAL		**7,09,80,918**		**6,47,82,251**

4. TRADE PAYABLE (NET)

(Amount in ₹)

Particulars	As at March 31, 2017		As at March 31, 2016	
Sundry Creditors		54,48,25,643		24,48,50,744
TOTAL		54,48,25,643		24,48,50,744

5. OTHER CURRENT LIABILITIES

(Amount in ₹)

Particulars	As at March 31, 2017		As at March 31, 2016	
Current Liablities of Long Term Debt		6,89,67,708		15,15,63,497
Creditors for Capital Expenditure		3,96,48,643		7,16,98,922
Creditors for Service & Others		12,34,56,409		5,90,83,091
Unclaimed Dividend		19,19,565		17,89,798
Advance from Customers		9,20,08,490		2,34,10,739
Statutory Payable		84,48,173		1,13,87,569
Expenses Payable		60,38,400		75,87,243
		34,04,87,388		32,65,20,860

6. SHORT TERM PROVISIONS

(Amount in ₹)

Particulars	As at March 31, 2017		As at March 31, 2016	
Provision for Employee Benefits		3,49,71,115		3,72,30,942
Others				
Proposed Dividend	3,67,60,312		2,51,15,690	
Dividend on CCPS	-		2,25,00,000	
Tax on Dividend	74,83,535		96,93,434	
Provision for Income Tax	10,00,78,328		73,79,071	
		14,43,22,175		6,46,88,195
TOTAL		17,92,93,290		10,19,19,138

7. NON CURRENT INVESTMENTS

(Amount in ₹)

Particulars	As at March 31, 2017		As at March 31, 2016	
Non-Trade Investments				
In Equity shares of Others				
Unquated Fully Paid Up				
Cosmos Bank	2,000		2,000	
		2,000		2,000
TOTAL		2,000		2,000

Notes on Financial Statements for the year ended 31st March 2017

8. INVENTORIES

(Amount in ₹)

Particulars	As at March 31, 2017	As at March 31, 2016
Raw Material	30,89,14,017	26,47,28,213
Work In Process	24,85,50,567	29,82,83,803
Finished Goods	44,91,70,428	49,08,03,679
Sock in Transit	2,25,93,513	2,62,35,984
TOTAL	1,02,92,28,524	1,08,00,51,679

9. TRADE RECEIVABLES

(Amount in ₹)

Particulars	As at March 31, 2017	As at March 31, 2016
(Unsecured & Considered good)		
Over Six Months	9,60,98,360	11,97,31,918
Others	1,28,78,63,186	57,43,96,421
TOTAL	1,38,39,61,546	69,41,28,338

10. CASH & BANK BALANCES

(Amount in ₹)

Particulars	As at March 31, 2017	As at March 31, 2016
Balances with Banks	3,41,26,369	1,85,73,893
Cash Balance	3,89,427	7,77,856
Fixed Deposits With Bank	9,75,24,801	5,66,92,790
TOTAL	13,20,40,597	7,60,44,539

10.1 Balance with Banks includes Unclaimed Dividend of ₹19,19,565/- (Previous year ₹17,89,798/-)

10.2 Disclosure of Specified Bank Notes (SBNs)

During the year, the Company had specified bank notes and other denomination notes as defined in the Ministry of Corporate Affairs notification G.S. R. 308(E) dated 31st March, 2017 on the details of Specified Bank Notes held and transacted during the period from 8th November, 2016 to 30th December, 2016 the denomination wise SBNs and other notes as per the notification is given below:

Particulars	SBNs*	Other Denominations Notes	Total
Closing Balance as at 08 November 2016	2,09,500	17,307	2,26,807
Add: Withdrawl from Bank Account	-	5,20,000	5,20,000
Add: Receipts for permitted transactions	2,60,000	6,45,944	9,05,944
Less: Paid for permitted transactions	1,27,500	8,68,881	9,96,381
Less: Deposited in Bank Accounts	3,42,000	-	3,42,000
Closing Balance as on 30 december 2016	-	3,14,370	3,14,370

*For the purpose of this clause, the term "Specified Bank Notes" shall have the same meaning provided in the notification of the Government of India, Ministry of Finance, Department of Economic Affairs number S.O. 3407 (E), dated 8th November, 2016

11. SHORT TERM LOAN & ADVANCES

(Amount in ₹)

Particulars	As at March 31, 2017		As at March 31, 2016	
Balances With Statutory authorities		13,77,14,944		6,59,39,977
Advance Income Tax		4,95,00,000		3,60,00,000
Advance for Salary & tour		67,07,090		1,07,37,171
Prepaid Expenses		44,54,771		59,74,404
Deposits		3,69,14,430		4,25,86,424
Other Short Term Loan & Advances		8,96,21,091		9,04,95,913
TOTAL		32,49,12,326		25,17,33,890

12. REVENUE FROM OPERATION

(Amount in ₹)

Particulars	As at March 31, 2017		As at March 31, 2016	
Sales of Finished Products		4,33,13,16,294		2,71,54,23,611
TOTAL		4,33,13,16,294		2,71,54,23,611

13. OTHER INCOME

(Amount in ₹)

Particulars	As at March 31, 2017		As at March 31, 2016	
Interest Income		1,76,06,468		1,81,56,534
Other Income		5,28,30,824		6,95,78,117
TOTAL		7,04,37,292		8,77,34,651

14. COST OF MATERIAL CONSUMED

(Amount in ₹)

Particulars	As at March 31, 2017		As at March 31, 2016	
Opening Stock of Raw Material		26,47,28,213		36,73,11,312
Add: Purchase of Raw Material		2,29,76,30,671		1,47,39,29,317
		2,56,23,58,885		1,84,12,40,630
Less: Closing Stock of Raw Material		30,89,14,017		26,47,28,213
TOTAL		2,25,34,44,868		1,57,65,12,416

15. CHANGE IN INVENTORIES OF FINISHED GOODS, STOCK IN PROCESS

(Amount in ₹)

Particulars	As at March 31, 2017		As at March 31, 2016	
Inventories (at Close)				
Finished Goods/Stock in Trade	47,17,63,941		51,70,39,663	
Stock In Process	24,85,50,567		29,82,83,803	
		72,03,14,508		81,53,23,466
Inventories (at Commencement)				
Finished Goods/Stock in Trade	51,70,39,663		28,92,77,741	
Stock In Process	29,82,83,803		25,35,50,060	
		81,53,23,466		54,28,27,801
TOTAL		(9,50,08,959)		27,24,95,665

Notes on Financial Statements for the year ended 31st March 2017

16. EMPLOYEE BENEFIT EXPENSES

(Amount in ₹)

Particulars	As at March 31, 2017		As at March 31, 2016	
Salary & Wages		37,47,46,142		39,14,89,971
Contribution to Providend & Other Funds		3,09,14,378		1,29,24,926
Staff Welfare Expenses		2,11,74,516		1,57,57,035
TOTAL		42,68,35,036		42,01,71,933

17. FINANCE COST

(Amount in ₹)

Particulars	As at March 31, 2017		As at March 31, 2016	
Interest to Bank		12,14,69,459		10,54,15,302
Interest to Other		7,53,595		56,48,577
Bank Charges		4,21,00,297		3,21,14,960
TOTAL		16,43,23,350		14,31,78,838

18. OTHER EXPENSES

(Amount in ₹)

Particulars	As at March 31, 2017		As at March 31, 2016	
MANUFACTURING EXPENSES				
Power & Fuel	2,22,50,188		2,16,75,451	
Job Work Expenses	73,65,497		1,72,19,683	
Entry Tax	34,21,927		31,90,648	
Freight Charges	3,66,64,654		2,59,47,102	
Other Manufacturing Exp.	7,77,72,764		4,59,16,791	
		14,74,75,030		11,39,49,676
ADMINISTRATIVE EXPENSES				
Directors Remunaration	1,93,82,904		2,02,02,820	
Telephone Expenses	73,22,370		76,15,440	
Conveyance Expenses	1,90,21,662		2,15,05,383	
Consultancy Charges	91,36,589		92,16,682	
Other office & Administrative Exp.	2,66,59,197		1,98,74,203	
SELLING & DISTRIBUTION EXPENSES		8,15,22,722		7,84,14,529
Clearing & Forwarding Charges	1,22,74,361		83,70,672	
Office & Godown Rent	19,36,043		52,40,672	
Travelling Expenses	8,91,47,161		10,20,71,875	
Advertising Exp.	2,87,85,163		4,05,54,141	
Market Development Exp.	2,56,94,659		4,85,79,840	
Exhibition and Promotional Exp.	5,000		10,70,453	
Frieght Charges	1,65,21,032		7,05,45,343	
ECGC Premium	33,89,802		19,39,688	
Other Selling & Distribution Expenses	23,33,30,364		20,22,71,778	
		41,10,83,584		48,06,44,461

Notes on Financial Statements for the year ended 31st March 2017

18. OTHER EXPENSES (contd.)

(Amount in ₹)

Particulars	As at March 31, 2017		As at March 31, 2016	
OTHER EXPENSES				
Legal & Professional Exp.	76,14,513		88,51,558	
Payment to Auditors	7,00,000		3,00,000	
Repair & Maintanance	64,25,874		47,05,075	
Taxes & Duties	89,30,184		1,08,75,682	
CSR Expenditure	31,91,782		-	
Other Exp.	2,39,41,371		1,67,41,445	
		5,08,03,724		4,14,73,760
MISC. EXP. WRITTEN OFF		23,93,93,392		23,36,581
TOTAL		93,02,78,452		71,68,19,007

19 RELATED PARTY DISCLOSURES

Conslolidated related party transactions are same as related party transaction of stand alone financial statements.

20 CONTINGENT LIABLITIES

Consolidated contingent liablity are same as contingent liablity of stand alone financial statements.

21. ADDITIONAL FINANCIAL INFORMATION

(Amount in ₹)

Particulars	Shakti Pumps LLC	Shakti Pumps FZE	Shakti Pumps Pty Limited
a) Paid Up Share Capital	33,31,941	1,56,56,115	14,89,988
b) Share Premium	-	-	-
c) Other Reserves	-	-	-
d) Total Assets	13,29,79,180	21,95,27,487	1,67,78,754
e) Total Liablities	13,29,79,180	21,95,27,487	1,67,78,754
f) Investments	-	-	-
g) Turnover	21,87,00,798	31,12,51,119	62,87,435
h) Profit/(Loss) Before tax	3,07,90,958	(2,23,69,046)	(33,75,286)
i) Provision for Tax	1,28,45,758	-	-
j) Profit/(Loss) After Tax	1,79,45,200	(2,23,69,046)	(33,75,286)
k) Proposed Dividend	-	-	-

Closing Exchange Rates

1 USD = 64.50 INR
1 AED = 17.60 INR
1 AUD = 50.30 INR

As per our Report of even date

For Modi Manoj & Co.
Chartered Accountants
FRN: 030165N

Manoj Modi
(Proprietor)
(M.No. 524225)

Place: Pithampur
Date: 19.05.2017

For and on Behalf of the Board

Dinesh Patidar
(Chairman and Managing Director)
(DIN 00549552)

Ramesh Patidar
(Executive Director)
(DIN 00931437)

Ravi Patidar
(Company Secretary)

Akhilesh Maru
(Chief Financial Officer)

SHAKTI PUMPS (INDIA) LIMITED
CIN: L29120MP1995PLC009327
Registered Officer: Plot No. 401, 402 & 413, Industrial Area,
Sector - III, Pithampur, District - Dhar, M.P. - 454774
Email: cs@shaktipumpsindia.com

PROXY FORM MGT-11

[Pursuant to Section 105(6) of the Companies Act, 2013 and rule 19(3) of the Companies (Management and Administration) Rules, 2014]

Name of the member(s)	
Registered address	
E-mail ID	
Folio No/Client ID	
DP ID	

I/We, being the member(s) of ..... Shares of the Shakti Pumps (India) Limited, hereby appoint:

1. Name: ..... Address: .....
   ..... E-mail ID: .....

   Signature: ....., or failing him.
2. Name: ..... Address: .....
   ..... E-mail ID: .....

   Signature: ....., or failing him.
3. Name: ..... Address: .....
   ..... E-mail ID: .....

   Signature: ....., or failing him.

As my/our proxy to attend and vote (on a poll) for me/us and on my/our behalf at the 22nd Annual General Meeting of the Company, to be held on the Wednesday, September 27, 2017 at 12.30 P.M. at the Registered Office of the Company, Plot No. 401,402 & 413, Sector-III, Industrial Area, Pithampur-454775, Dist. Dhar (M.P.) and at any adjournment thereof in respect of such resolutions as are indicated in the box below.

S. No.	Resolutions	For	Against
	Ordinary Business		
1	Adoption of Financial Statements for the year ended March 31, 2017.		
2	Approval of final dividend for the year ended March 31, 2017.		
3	Re-appointment of Mr. Sunil Patidar (DIN: 02561763), who retires by rotation.		
4	Appointment of Statutory Auditors and fixing their remuneration.		
	Special Business		
5	Ratification of Appointment and fixing remuneration of Cost Auditor.		
6	Re-Appointment of Mr. Ramesh Patidar (DIN: 00931437) as Whole Time Director for a period of Five Years from 17th October, 2016 till 16th October, 2021.		
7	Re-Appointment of Mr. Shyam Sunder Raghuvanshi (DIN: 02285727) as Independent Director for a period of Three Years from 30th July, 2017 till 29th July, 2020.		
8	Appointment of Mr. Pramod Kumar Bhavsar (DIN: 07825119) as an Additional Non-Executive Independent Director for a period of Five years from 19th May, 2017 till 18th May, 2022.		
9	Re-Appointment of Mr. Dinesh Patidar (DIN: 00549552) as Chairman and Managing Director for a period of Three years from 1st September, 2015 to 31st August, 2018.		
10	Approval of Related Party Transaction		

Signature of Shareholder

Signature of Proxy holder(s)

SHAKTI PUMPS (INDIA) LIMITED
CIN: L29120MP1995PLC009327
Registered Officer: Plot No. 401, 402 & 413, Industrial Area,
Sector - III, Pithampur, District - Dhar, M.P. - 454774
Email: cs@shaktipumpsindia.com

ATTENDANCE SLIP

22nd Annual General Meeting on Wednesday, September 27, 2017 at 12.30 P.M at the Registered Office of the Company;

DP/ID NO		Folio No.	
Client ID		No. of shares held	

Mr./Mrs./Miss,

I certify that I am registered shareholder/proxy for the registered shareholder of the company. I hereby record my presence at the 22nd Annual General Meeting of the Company held on Wednesday, September 27, 2017 at the Registered Office of the Company situated at Plot No. 401, 402 & 413, Industrial Area, Sector-III, Pithampur Dhar (M.P.) - 454774 at 12.30 P.M.

proxy's name in Block letters	
Member's / Proxy's Signature	

NOTES:-

1. If it is intended to appoint a proxy, the Form should be completed and deposited at the registered office of the Company at least 48 hours before the Meeting.
2. Shareholders/proxy holders are requested to bring the attendance slips with them when they come to Meeting and handover at the entrance after affixing their signature on them.
3. Shareholders are requested to bring their copy of the Annual Report along with them to the Annual General Meeting, as copies of the Report will not be distributed again at the Meeting, in view of the increasing cost of Annual Report.
4. Appointing a proxy does not prevent a member from attending the meeting in person if he wishes.

ROAD MAP

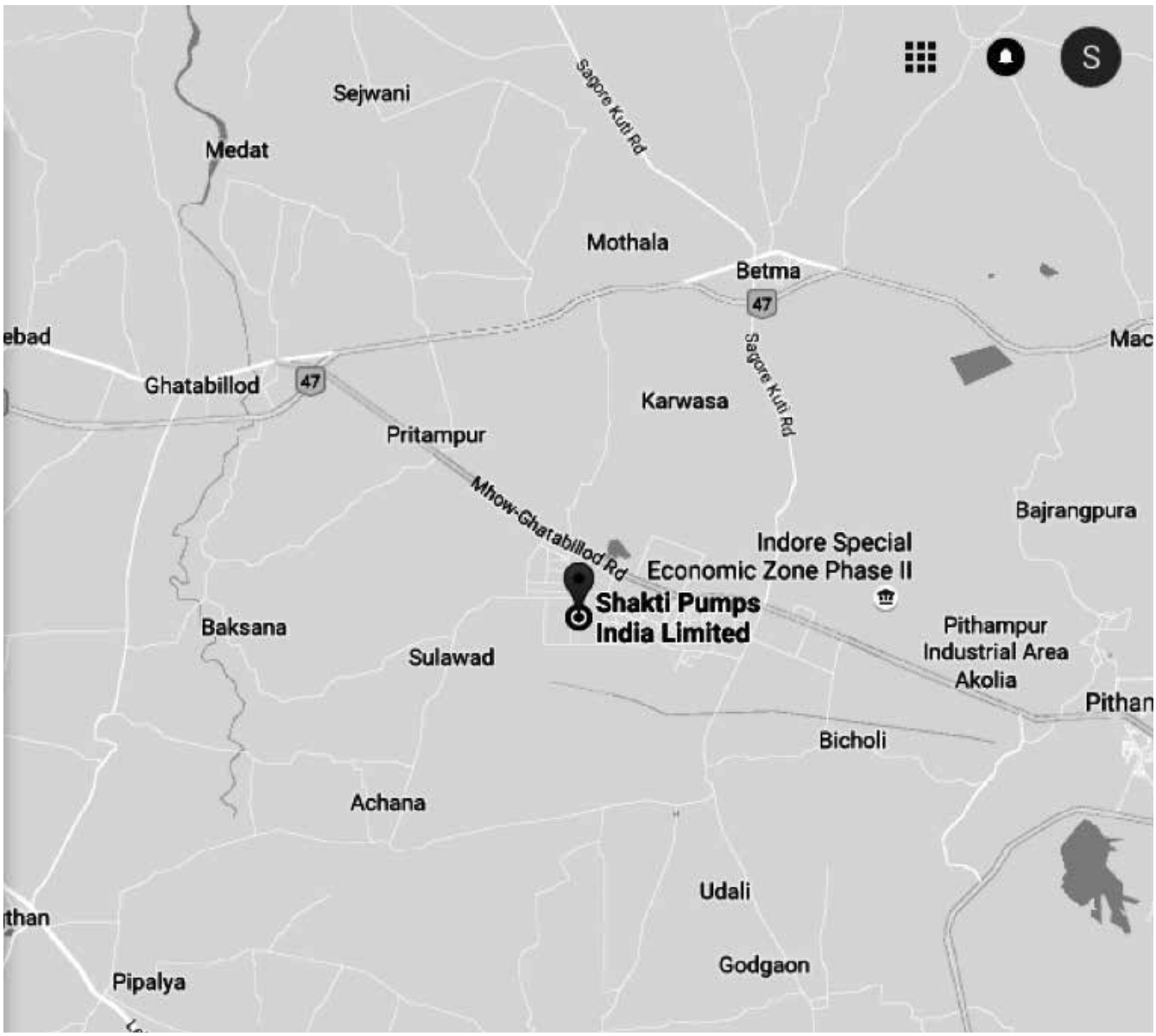
Sejwani
Medat
Sagore Kuti Rd
Mothala
Betma
47
ebad
Ghatabillod
47
Karwasa
Sagore Kuti Rd
Mac
Pritampur
Mhow-Ghatabillod Rd
Bajrangpura
Indore Special
Economic Zone Phase II
Shakti Pumps
India Limited
Baksana
Sulawad
Pithampur
Industrial Area
Akolia
Pithan
Bicholi
Achana
Udali
than
Godgaon
Pipalya

SHAKTI
PUMPING LIFE

Notes:

Notes:

Corporate Information

Board of Director

1.	Mr. Dinesh Patidar	Managing Director
2.	Mr. Sunil Patidar	Whole Time Director
3.	Mr. Ramesh Patidar	Whole Time Director
4.	Mr. Navin Sunderlal Patwa	Independent Director
5.	Mr. Shyam Sunder Raghuvanshi	Independent Director
6.	Mr. Pramod Kumar Bhavsar	Independent Director
7.	Mrs. Nishtha Neema	Women Independent Director
8.	Mr. Sridhar Narayan	Nominee Director

Company Secretary & Compliance Officer
Mr. Ravi Patidar

Statutory Auditor
M/s Modi Manoj & Co.,
Mumbai

Secretarial Auditor
M/s. M. Maheshwari & Associates
Indore

Cost Auditor
M/s. M.P. Turakhia & Associates
Indore

Banker
State Bank of India
Axis Bank
HDFC Limited

Registrar and Transfer Agent
Adroit Corporate Services Pvt. Ltd.
17-20, Jafferbhoy Ind. Estate,
1st Floor, Makwana Road,
Marol Naka, Andheri (E), Mumbai 400059
Tel: +91 (0) 22 42270400
Email:- prafuls@adroitcorporate.com

Registered Address Office & Work
Plot no. 401, 402 & 413 Sector III
Industrial Area Pithampur -Dist. Dhar
M.P.-454774.
Tel. no: +91- 7292-410500
Fax no.:-+91-7292-410645
Email: - cs@shaktipumpsindia.com,
Web:-www.shaktipumps.com



SHAKTI®
PUMPING LIFE

Shakti Pumps (India) Limited
CIN: L29120MP1995PLC009327
Plot No. 401, 402, 413, Sector III, Industrial Area,
Pithampur Dist. Dhar- M.P.-454774.
Tel:- 07292 410552 | Fax:- 07292 410519
Email:-cs@shaktipumpsindia.com