

## NOTICE

**NOTICE** is hereby given that the 81<sup>st</sup> Annual General Meeting of N.B.I. Industrial Finance Co. Ltd. will be held on Saturday, the 24<sup>th</sup> September, 2016 at 10.30 A.M. at 21, Strand Road, Kolkata – 700 001 to transact the following businesses:

### ORDINARY BUSINESS:

1. To receive, consider and adopt the Audited Standalone and Consolidated Financial Statements of the Company for the year ended 31<sup>st</sup> March, 2016 together with the Reports of the Board of Directors and the Auditors thereon.
2. To appoint a Director in place of Shri Bankat Lal Gaggar (DIN: 00404123), who retires by rotation at this Annual General Meeting and, being eligible, offers himself for re-appointment.
3. To appoint a Director in place of Smt. Riya Puja Jain (DIN: 01559454), who retires by rotation at this Annual General Meeting and, being eligible, offers herself for re-appointment.
4. To ratify appointment of M/s Lakhota & Co., Chartered Accountants, having Firm Registration No.313149E, as Statutory Auditors of the Company, to hold office from the conclusion of this Annual General Meeting, until the conclusion of next Annual General Meeting to be held after this meeting, and to fix their remuneration for the financial year ending 31<sup>st</sup> March, 2017.

### SPECIAL BUSINESS:

5. To appoint Shri Mukesh Chaturvedi as Secretarial Auditor of the Company and in this regard to consider and if thought fit, to pass, with or without modifications(s), the following resolution as an **Ordinary Resolution**:

“RESOLVED THAT Shri Mukesh Chaturvedi (CP No.3390), a Secretary in Whole-time Practice (CSP), be and is hereby appointed as the Secretarial Auditor of the Company in terms of the provisions of Section 204 of the Companies Act, 2013 to hold the office till the conclusion of the next Annual General Meeting on such remuneration as may be determined by the Board and agreed to by him.”

Registered Office:  
21, Strand Road,  
Kolkata – 700 001

By order of the Board



(BANKAT LAL GAGGAR)

Director

DIN: 00404123

Date: 30<sup>th</sup> May, 2016

---

### NOTES:

1. A MEMBER ENTITLED TO ATTEND AND VOTE AT THE ANNUAL GENERAL MEETING (THE “MEETING”) IS ENTITLED TO APPOINT A PROXY TO ATTEND AND VOTE ON A POLL INSTEAD OF HIMSELF AND THE PROXY NEED NOT BE A MEMBER OF THE COMPANY. PROXY IN ORDER TO BE EFFECTIVE MUST BE DEPOSITED AT THE REGISTERED OFFICE OF THE COMPANY, DULY COMPLETED

AND SIGNED, NOT LESS THAN FORTY EIGHT HOURS BEFORE THE COMMENCEMENT OF THE MEETING. A PROXY FORM FOR THE MEETING IS ENCLOSED. A PERSON CAN ACT AS A PROXY ON BEHALF OF MEMBERS NOT EXCEEDING FIFTY AND HOLDING IN THE AGGREGATE NOT MORE THAN TEN PERCENT OF THE TOTAL SHARE CAPITAL OF THE COMPANY CARRYING VOTING RIGHTS. A MEMBER HOLDING MORE THAN TEN PERCENT OF THE TOTAL SHARE CAPITAL OF THE COMPANY CARRYING VOTING RIGHTS MAY APPOINT A SINGLE PERSON AS PROXY AND SUCH PERSON SHALL NOT ACT AS A PROXY FOR ANY OTHER PERSON OR SHAREHOLDER.

2. The Register of Members and the Share Transfer Books of the Company will remain closed from 17<sup>th</sup> September, 2016 to 24<sup>th</sup> September, 2016 (both days inclusive).
3. Members are requested to bring the attendance slip along with their copy of the Annual Report to the Meeting.
4. In case of joint holders attending the meeting, only such joint holder who is higher in the order of names will be entitled to vote.
5. Members holding shares in dematerialized form are requested to intimate all changes pertaining to their bank details, National Electronic Clearing Service (NECS), Electronic Clearing Service (ECS), mandates, nominations, power of attorney, change of address, change of name, e-mail address, contact numbers etc. to their Depository Participant (DP). Changes intimated to the DP will then be automatically reflected in the Company's records which will help the Company and its Registrars and Transfer Agents (RTA), Maheshwari Datamatics Pvt. Ltd. (MDPL) to provide efficient and better services. Members holding shares in physical form are requested to intimate such changes to RTA.
6. Members holding shares in physical form are requested to consider converting their holding to dematerialized form to eliminate risks associated with physical shares and for ease of portfolio management. The Company has made arrangements with NSDL and CDSL to offer facility of dematerialisation of securities to its shareholders. The ISIN allotted by the depositories to the Company is – INE365I01012. Members may contact the RTA for assistance in this regard.
7. Members holding shares in physical form in multiple folios in identical names or joint holding in the same order of names are requested to send the details of such folios together with the share certificates to RTA, for consolidation into single folio.
8. Pursuant to Section 108 of the Companies Act, 2013 read with the relevant Rules of the Act, the Company is pleased to provide to Members the facility to exercise their right to vote by electronic means. The Members may cast their votes using an electronic voting system from a place other than the venue of the meeting ('remote e-voting'). The Members, whose names appear in the Register of Members / list of Beneficial Owners as on Saturday, 17<sup>th</sup> September, 2016, i.e. the date of commencement of book closure date are entitled to vote on the Resolutions set forth in this Notice. Members who have acquired shares after the despatch of the Annual Report and before the book closure may approach the Company/RTA for issuance of the User ID and Password for exercising their right to vote by electronic means. The e-voting period will commence at 10.00 A.M. on Wednesday, 21<sup>st</sup> September, 2016 and will end at 5.00 P.M. on Friday, 23<sup>rd</sup> September, 2016. The Company has appointed Mr. Mahesh Agrawal, Practising Chartered Accountant, to act as the Scrutiniser, for conducting the scrutiny of the votes cast. The Members desiring to vote through electronic mode may refer to the detailed procedure on e-voting given hereinafter.

#### **PROCEDURE FOR E-VOTING**

The Company has entered into an agreement with Central Depository Services (India) Limited (CDSL) for facilitating e-voting for Annual General Meeting. The instructions for e-voting are as under:

**In case of members receiving e-mail:**

- (i) Log on to the e-voting website [www.evotingindia.com](http://www.evotingindia.com)
- (ii) Click on "Shareholders" tab.
- (iii) Now, select the "COMPANY NAME" from the drop down menu and click on "SUBMIT"
- (iv) Now Enter your User ID
  - a. For CDSL: 16 digits beneficiary ID,
  - b. For NSDL: 8 Character DP ID followed by 8 Digits Client ID,
  - c. Members holding shares in Physical Form should enter Folio Number registered with the Company.
- (v) Next enter the Image Verification as displayed and Click on Login.
- (vi) If you are holding shares in demat form and had logged on to [www.evotingindia.com](http://www.evotingindia.com) and voted on an earlier voting of any company, then your existing password is to be used.
- (vii) If you are a first time user follow the steps given below:

|                       | <b>For Members holding shares in Demat Form and Physical Form</b>   |
|-----------------------|---|
| PAN                   | <p>Enter your 10 digit alpha-numeric *PAN issued by Income Tax Department (Applicable for both demat shareholders as well as physical shareholders)</p> <ul style="list-style-type: none"> <li>Members who have not updated their PAN with the Company/Depository Participant are requested to use the first two letters of their name and the 8 digits of the sequence number in the PAN field</li> <li>In case the sequence number is less than 8 digits enter the applicable number of 0's before the number after the first two characters of the name in CAPITAL letters. Eg. If your name is Ramesh Kumar with sequence number 1 then enter RA00000001 in the PAN field – Sequence number is communicated in the Attendance Slip/ Covering Letter.</li> </ul> |
| DOB                   | Enter the Date of Birth as recorded in your demat account or in the company records for the said demat account or folio in dd/mm/yyyy format.   |
| Dividend Bank Details | <p>Enter the Dividend Bank Details as recorded in your demat account or in the company records for the said demat account or folio.</p> <ul style="list-style-type: none"> <li>Please enter the DOB or Dividend Bank Details in order to login. If the details are not recorded with the depository or company please enter the member id / folio number in the Dividend Bank details field.</li> </ul>   |

- (viii) After entering these details appropriately, click on "SUBMIT" tab.
- (ix) Members holding shares in physical form will then reach directly the Company selection screen. However, members holding shares in demat form will now reach 'Password Creation' menu wherein they are required to mandatorily enter their login password in the new password field. Kindly note that this password is to be also used by the demat holders for voting for resolutions of any other company on which they are eligible to vote, provided that company opts for e-voting through CDSL platform. It is strongly recommended not to share your password with any other person and take utmost care to keep your password confidential.
- (x) For Members holding shares in physical form, the details can be used only for e-voting on the resolutions contained in this Notice.
- (xi) Click on the EVSN for the relevant <Company Name> i.e. N.B.I. Industrial Finance Co. Ltd. on which you choose to vote.
- (xii) On the voting page, you will see "RESOLUTION DESCRIPTION" and against the same the option "YES/NO" for voting. Select the option YES or NO as desired. The option YES implies that you assent to the Resolution and option NO implies that you dissent to the Resolution.

- (xiii) Click on the “RESOLUTIONS FILE LINK” if you wish to view the entire Resolution details.
- (xiv) After selecting the resolution you have decided to vote on, click on “SUBMIT”. A confirmation box will be displayed. If you wish to confirm your vote, click on “OK”, else to change your vote, click on “CANCEL” and accordingly modify your vote.
- (xv) Once you “CONFIRM” your vote on the resolution, you will not be allowed to modify your vote.
- (xvi) You can also take out print of the voting done by you by clicking on “Click here to print” option on the Voting page.
- (xvii) If Demat account holder has forgotten the changed password then enter the User ID and the image verification code and click on Forgot Password & enter the details as prompted by the system.
- Institutional shareholders (i.e. other than Individuals, HUF, NRI etc.) are required to log on to <https://www.evotingindia.co.in> and register themselves as Corporates.
  - They should submit a scanned copy of the Registration Form bearing the stamp and sign of the entity to [helpdesk.evoting@cdslindia.com](mailto:helpdesk.evoting@cdslindia.com).
  - After receiving the login details they have to create a user who would be able to link the account(s) which they wish to vote on.
  - The list of accounts should be mailed to [helpdesk.evoting@cdslindia.com](mailto:helpdesk.evoting@cdslindia.com) and on approval of the accounts they would be able to cast their vote.
  - They should upload a scanned copy of the Board Resolution and Power of Attorney (POA) which they have issued in favour of the Custodian, if any, in PDF format in the system for the scrutinizer to verify the same.

**In case of members receiving the physical copy of the Notice:**

Please follow all steps from sl. no. (i) to sl. no. (xvii) above to cast vote.

- (A) The voting period begins at 10.00 A.M. on Wednesday, 21<sup>st</sup> September, 2016 and will end at 5.00 P.M. on Friday, 23<sup>rd</sup> September, 2016. During this period shareholders’ of the Company, holding shares either in physical form or in dematerialized form, as on the cut-off date i.e. Saturday, 17<sup>th</sup> September, 2016, may cast their vote electronically. The remote e-voting will not be allowed beyond the aforesaid date and time and the e-voting module shall be disabled by CDSL upon expiry of aforesaid period.
- (B) In case you have any queries or issues regarding e-voting, you may refer the Frequently Asked Questions (“FAQs”) and e-voting manual available at [www.evotingindia.co.in](http://www.evotingindia.co.in) under help section or write an email to [helpdesk.evoting@cdslindia.com](mailto:helpdesk.evoting@cdslindia.com).
- (C) The facility for voting through ballot paper shall be made available at the AGM and the members as on the “cut-off date” i.e. 17<sup>th</sup> September, 2016, attending the meeting who have not cast their vote by e-voting shall be able to exercise their right to vote at the meeting through ballot paper.
9. Additional information, pursuant to Regulation 36 of SEBI (Listing Obligations and Disclosure Requirements) Regulations, 2015, in respect of the directors seeking re-appointment at the Annual General Meeting, is furnished as annexure to the Notice.
10. The relative Explanatory Statement pursuant to Section 102 of the Companies Act, 2013 in respect of the business under item no.5 of the Notice is annexed hereto and forms part of the Notice.

## **ANNEXURE TO THE NOTICE**

Additional information on directors recommended for re-appointment as required under Regulation 36(3) of SEBI (Listing Obligations and Disclosure Requirements) Regulations, 2015

### **Item No.2**

#### **Shri Bankat Lal Gaggar**

Shri B.L. Gaggar is a Non-Executive Director of the Company.

Mr. Gaggar is B.Com, LL.B. He joined the Company's Board in 2004 and has skill, knowledge and experience in Corporate Management and also in the business carried on by the Company. Mr. Gaggar has given a declaration that he is not disqualified from being re-appointed as a Director in terms of Section 164(2) of the Companies Act, 2013 and rules framed thereunder.

#### **Disclosure of relationship between directors *inter-se***

NIL

#### **Listed Companies (other than this Company) in which he holds directorship and committee membership**

NIL

#### **Shareholding in the Company**

NIL

### **Item No.3**

#### **Smt. Riya Puja Jain**

Smt. Riya Puja Jain is a Non-Executive Director of the Company.

Smt. Riya Puja Jain is a Commerce graduate and is an Associate Member of the Institute of Chartered Accountants of India. Smt. Jain joined the Company's Board in 2014 and has appropriate skill, knowledge and experience in Corporate Management and also in the business carried on by the Company. Smt. Jain has given a declaration that she is not disqualified from being re-appointed as a Director in terms of Section 164(2) of the Companies Act, 2013 and rules framed thereunder.

#### **Disclosure of relationship between directors *inter-se***

NIL

#### **Listed Companies (other than this Company) in which she holds directorship and committee membership**

NIL

#### **Shareholding in the Company**

NIL

## **EXPLANATORY STATEMENT**

(Pursuant to Section 102 of the Companies Act, 2013)

As required by section 102 of the Companies Act, 2013 (the Act), the following explanatory statement sets out all material facts relating to the business mentioned under item No. 5 of the accompanying Notice.

### **Item No.5**

The Company intends to have its secretarial audit conducted for the fiscal 2017 and for the purpose the Company is required to appoint a Secretary in Whole-time Practice (CSP).

Shri Mukesh Chaturvedi (CP No.3390), a Secretary in Whole-time Practice (CSP) has consented to act as Secretarial Auditor of the Company in terms of Section 204 of the Act to hold office till the conclusion of the next Annual General Meeting on such remuneration as the Board of Directors may determine and agreed to by him.

The Board recommends the resolution for approval of Members as set out in the Notice convening the Meeting.

Shri Mukesh Chaturvedi is concerned in the Resolution of the accompanying Notice relating to his own appointment. No other Director or Key Managerial Personnel (KMP) or their relatives are concerned or interested in the Resolution.

# N.B.I. INDUSTRIAL FINANCE COMPANY LIMITED

## DIRECTORS' REPORT

### TO THE SHAREHOLDERS

Your Directors have pleasure in presenting the 81<sup>st</sup> Annual Report of your Company together with the Audited Accounts of the Company for the year ended 31<sup>st</sup> March, 2016.

### FINANCIAL RESULTS

The summarised results of your Company are given in the table below

|  | Year ended<br>31.03.2016<br>(₹) | Year ended<br>31.03.2015<br>(₹) |
|--|---------------------------------|---------------------------------|
| Profit before Depreciation & Provision           | 33,210,769                      | 43,034,507                      |
| Less : Depreciation                              | 21,673                          | 30,869                          |
| Profit before Taxation                           | 33,189,096                      | 43,003,638                      |
| Less : Provision for Current Tax                 | 77,000                          | 4,620,000                       |
| Tax relating to earlier years                    | (890,139)                       | -                               |
| Provision for Deferred Tax                       | (125,519)                       | (104,827)                       |
| Profit after Tax                                 | 34,127,754                      | 38,488,465                      |
| Add : Balance of Profit from Previous year       | 24,594,960                      | 83,804,195                      |
|  | <u>58,722,714</u>               | <u>122,292,660</u>              |
| <b>APPROPRIATIONS :</b>                          |                                 |                                 |
| Transfer to Reserve Fund (as per RBI Guidelines) | 6,825,600                       | 7,697,700                       |
| Transfer to General Reserve                      | 25,000,000                      | 90,000,000                      |
| Balance Carried to Balance Sheet                 | 26,897,114                      | 24,594,960                      |
|  | <u>58,722,714</u>               | <u>122,292,660</u>              |

### DIVIDEND

To further strengthen the financial position of the Company and to conserve resources your Directors have decided not to recommend dividend for the year ended 31<sup>st</sup> March, 2016.

### SHARE CAPITAL

The Company has only one class of shares – equity shares of par value ₹10/- each. Its authorised capital as on 31<sup>st</sup> March, 2016 was ₹10 crore divided into 1 crore equity shares of ₹10/- each. The paid-up equity capital of the Company stood at ₹122.84 Lac as at 31<sup>st</sup> March, 2016. During the year under review, the Company has not issued any shares.

### TRANSFER TO RESERVES

The Board proposes to transfer ₹68.256 Lac to Reserve Fund pursuant to RBI Guidelines, ₹250 Lac to the General Reserve out of the amount available for appropriations and an amount of ₹268.97 Lac is proposed to be retained in the Profit and Loss Account.

### REVIEW OF OPERATIONS AND STATE OF COMPANY'S AFFAIRS

Standalone total income during the year under review amounted to ₹383.01 Lac as against ₹493.57 Lac in the preceding year. Standalone Profit after tax stood at ₹341.28 Lac as against ₹384.88 Lac in the previous year.

The Company continues to remain registered as a Non-Banking Financial Company with the Reserve Bank of India.

No material changes and commitments have occurred after the close of the year till the date of this report, which affect the financial position of the Company.

## **ASSOCIATE COMPANIES**

The Venkatesh Co. Ltd. and The Laxmi Salt Co. Ltd. are the associates of this company.

## **CONSOLIDATED FINANCIAL STATEMENTS**

The Company has two Associate Companies wherein it holds more than 20% of their paid-up capital. In accordance with the Companies Act, 2013 ("the Act") read with Companies (Accounts) Rules, 2014 and Accounting Standards (AS – 21) on Consolidated Financial Statements, the audited consolidated financial statements are provided in the Annual Report.

In terms of proviso to sub section (3) of Section 129 of the Companies Act, 2013, the salient features of the financial statements of the associates is set out in the prescribed form AOC – I, which forms part of the annual report and attached at the end of the Financial Statements. Separate Report on the performance and financial position of each of the associate companies is annexed forming part of this report.

## **PUBLIC DEPOSITS**

The Company has not accepted any deposit from the public during the year.

## **PARTICULARS OF LOANS AND GUARANTEES**

The Company being a Non-Banking Financial Company registered under Chapter IIIB of the Reserve Bank of India Act, 1934 (2 of 1934) provisions of Section 186 of the Companies Act, 2013 are not applicable to the Company.

## **CONTRACTS AND ARRANGEMENTS WITH RELATED PARTIES**

During the year, the Company had not entered into any contract / arrangement / transaction with related parties, attracting the requirement of disclosure in this report as per provisions of Section 188 of the Act except for remuneration to the key managerial personnel which is disclosed suitably in Notes to Accounts.

## **INTERNAL FINANCIAL CONTROL**

The Company has in place adequate internal control procedures commensurate with its size and nature of its business. The Company has appointed internal auditors who review the internal financial control system. The Audit Committee reviews the reports of the internal auditors and ensures implementation of their suggestion and improvement. During the year, no reportable material weakness in the design or operation was observed.

## **RISK MANAGEMENT**

The main identified risks at the Company are Commercial Risks, Financial Risks, Operational Risks and Legal & Regulatory Risks. The Risk Management is overseen by the Audit Committee of the Company on a continuous basis. The Audit Committee ensures that risks to the Company's continued existence as a going concern and to its development are identified and addressed on timely basis.

## **DIRECTORS AND KEY MANAGERIAL PERSONNEL**

In accordance with the provisions of the Companies Act, 2013 and the Company's Articles of Association, Shri Bankat Lal Gaggar (DIN:00404123) and Smt. Riya Puja Jain (DIN:01559454), Directors of the Company retire by rotation and being eligible offer themselves for re-appointment.

The Board recommends their re-appointment and accordingly resolutions seeking approval of the members for their re-appointments have been included in the Notice of forthcoming Annual General Meeting of the Company along with their brief profile.

Shri Ram Narain Mundhra and Shri Babu Lal Surana are the Independent Directors of the Company.

The Company has received declarations from both the Independent Directors confirming that they meet the criteria of Independence as prescribed under the Companies Act, 2013 and SEBI (Listing Obligations and Disclosure Requirements) Regulations, 2015. The Company has practice of conducting familiarisation program for the independent directors.

Shri S.P. Kumar is the Manager and Chief Financial Officer of the Company.

Priyanka Mishra a qualified Company Secretary has been appointed as Company Secretary effective 1<sup>st</sup> June, 2016. She has also been designated to act as the Compliance Officer of the Company.

## **BOARD EVALUATION**

The performance evaluation of the Board, its Committees and Individual Directors was conducted after seeking inputs from all directors on the basis of criteria such as the composition and structure, effectiveness of processes, functioning etc.

The Independent Directors held a separate meeting, which reviewed the performance of non-independent directors and the Board as a whole, took into account the views of non-executive directors and to assess the quality, quantity and timeliness of flow of information between the management and the Board. The Independent Directors were satisfied with the performance of the Board as a whole and timeliness of flow of information.

Some of the key criteria for performance evaluation are as follows:-

### *Performance evaluation of Directors:*

- Attendance at Board or Committee meetings.
- Contribution at Board or Committee meetings.
- Guidance / support to management outside the Board / Committee meetings.

### *Performance evaluation of Board and Committees:*

- Degree of fulfilment of key responsibilities
- Board structure and composition
- Establishment and delineation of responsibilities to Committees
- Effectiveness of Board processes, information and functioning
- Board culture and dynamics
- Quality of relationship between Board and Management
- Efficacy of communication with external shareholders.

## **AUDITORS AND AUDITORS' REPORT**

M/s Lakhota & Co., Chartered Accountants having Firm Registration No.313149E, who are Statutory Auditors of the Company, hold office till the conclusion of the ensuing Annual General Meeting (AGM) and are eligible for re-appointment. Pursuant to the provisions of section 139 of the Companies Act, 2013 and the Rules framed thereunder, members are required to ratify the appointment of M/s Lakhota & Co. as Statutory Auditors of the Company from the conclusion of the ensuing AGM till the conclusion of the next AGM.

The Company has received a certificate from M/s Lakhota & Co. to the effect that their re-appointment, if made, would be in accordance with the provisions of section 141 of the Companies Act, 2013 and that they are not disqualified from being re-appointed as auditors.

The report of the Auditors is self-explanatory and does not call for any further comments.

## **SECRETARIAL AUDIT REPORT**

The Secretarial Audit for the financial year 2015-16 has been conducted by Shri Mukesh Chaturvedi, Practising Company Secretary. The Secretarial Audit Report for the financial year ended 31<sup>st</sup> March, 2016 is annexed to this Report. The Secretarial Audit Report does not contain any qualification, reservation or adverse remark requiring explanation or clarification from the Board except for comment of not having a Company Secretary. The Company was not able to appoint a Company

Secretary till 31<sup>st</sup> March, 2016 as it could not find a suitable candidate fitting in its overall criteria. However, Priyanka Mishra a qualified Company Secretary has since been appointed as Company Secretary w.e.f 1<sup>st</sup> June, 2016.

## **MEETINGS OF THE BOARD**

Seven meetings of the Board and One meeting of Independent Directors were held during the year. The intervening gap between the meetings of the Board was within the period prescribed under the Companies Act, 2013.

## **AUDIT COMMITTEE**

The Audit Committee was constituted by the Board of Directors and comprises two Independent Directors namely Shri Ram Narain Mundhra (Chairman) and Shri Babu Lal Surana and Shri Jagdish Prasad Mundra as other member.

## **VIGIL MECHANISM**

Pursuant to the provisions of Section 177 of the Companies Act, 2013, the Company has established a 'VIGIL MECHANISM' for Directors and Employees to report concerns of unethical behavior, actual or suspected, or violation of Company's ethics policy and provide safeguard against victimization of employees.

## **NOMINATION & REMUNERATION COMMITTEE**

The Nomination & Remuneration Committee was constituted by the Board of Directors consisting of two Independent Directors namely Shri Ram Narain Mundhra and Shri Babu Lal Surana and one Non-Executive Director namely Shri Ashok Bhandari.

## **REMUNERATION POLICY**

The Board in consultation with the Nomination & Remuneration Committee has framed a Policy for selection and appointment of Directors, Senior Management including criteria for determining qualifications, positive attributes and independence of a director which is annexed hereto and forms part of this Report and Policy relating to remuneration for the directors, key managerial personnel and other employees is also annexed hereto and forms part of this Report.

## **STAKEHOLDERS RELATIONSHIP COMMITTEE**

As per the provisions of Section 178 of the Companies Act, 2013, Stakeholders Relationship Committee was constituted by the Board consisting of Directors Shri Ashok Bhandari and Shri Bankat Lal Gaggar for the purpose of attending to investors' grievances including transfer / transmission of shares of the Company.

## **EXTRACT OF ANNUAL RETURN**

The extract of Annual Return as provided under Section 92(3) of the Companies Act, 2013 is annexed hereto in the prescribed form and forms part of this Report.

## **SIGNIFICANT & MATERIAL ORDERS PASSED BY THE REGULATORS OR COURTS OR TRIBUNALS**

There are no significant & material orders passed by the Regulators / Courts / Tribunals which would impact the going concern status of the Company and its future operations.

## **DIRECTORS' RESPONSIBILITY STATEMENT**

Pursuant to the requirement of Section 134(5) of the Companies Act, 2013, the Board of Directors of the Company hereby states and confirms that:

- i) in preparation of the Annual Accounts for the financial year 2015-16, the applicable accounting standards have been followed alongwith proper explanation relating to material departures, if any
- ii) they have selected such accounting policies and applied them consistently and made judgments and estimates that are reasonable and prudent so as to give a true and fair view of the state of affairs of the Company at the end of the financial year and of the profit of the Company for that period;
- iii) they have taken proper and sufficient care for the maintenance of adequate accounting records in accordance with the provisions of the Companies Act, 2013 for safeguarding the assets of the Company and for preventing and detecting fraud and other irregularities;
- iv) they have prepared the Annual Accounts for the period ended 31<sup>st</sup> March, 2016 on a going concern basis;
- v) they have laid down internal financial controls to be followed by the Company and that such internal financial controls are adequate and were operating properly;
- vi) they have devised proper systems to ensure compliance with the provisions of all applicable laws and that such systems were adequate and operating effectively.

### **CORPORATE SOCIAL RESPONSIBILITY (CSR)**

Provisions relating to Corporate Social Responsibility (CSR) are not applicable to the Company since the net profit of the company excluding dividend income is less than rupees five crores.

### **PARTICULARS OF EMPLOYEES AND RELATED DISCLOSURES**

None of the employees is drawing remuneration in excess of the limits set out in Rule 5(2) of the Companies (Appointment & Remuneration of Managerial Personnel) Rules, 2014 appended to the Companies Act, 2013.

Disclosure pertaining to remuneration and other details as required under Section 197(12) of the Act read with Rule 5(1) of the Companies (Appointment & Remuneration of Managerial Personnel) Rules, 2014 is annexed hereto forming part of this report.

### **CONSERVATION OF ENERGY, TECHNOLOGY ABSORPTION AND FOREIGN EXCHANGE EARNING AND OUTGO**

Since the Company has no manufacturing activity, particulars relating to Conservation of Energy and Technology Absorption stipulated under Section 134(3)(m) of the Companies Act, 2013 read with Rule 8 of Companies (Accounts) Rules, 2014, are not applicable.

There were no foreign exchange earnings and outgo during the year.

### **LISTING AGREEMENT**

The Securities and Exchange Board of India (SEBI), on September 2, 2015, issued SEBI (Listing Obligations and Disclosure Requirements) Regulations, 2015 with the aim to consolidate and streamline the provisions of the Listing Agreement for different segments of capital markets to ensure better enforceability. The said regulations were effective December 1, 2015. Accordingly, all listed entities were required to enter into the Listing Agreement within six months from the effective date. The Company has executed Listing Agreement with National Stock Exchange of India Limited where the Company has applied for listing of its securities as The Delhi Stock Exchange Limited where the securities of the Company were earlier listed has been derecognised by SEBI.

## CORPORATE GOVERNANCE

In terms of the provisions of Regulation 15 of SEBI (Listing Obligations and Disclosure Requirements) Regulations, 2015, Corporate Governance for fiscal 2016 is not applicable to the Company. The Company will start compliance thereof within 6 months of the same being applicable to the Company.

## MANAGEMENT DISCUSSION AND ANALYSIS

In terms of the provisions of Regulation 34 of SEBI (Listing Obligations and Disclosure Requirements) Regulations, 2015, the management discussion and analysis as set out hereunder and forms part of this Annual Report.

## BUSINESS RESPONSIBILITY REPORT

In terms of the provisions of Regulation 34 of SEBI (Listing Obligations and Disclosure Requirements) Regulations, 2015, inclusion of Business Responsibility Report as part of the Annual Report is not applicable to the Company.

## CODE OF CONDUCT

Regulation 26(3) of the SEBI (Listing Obligations and Disclosure Requirements) Regulations, 2015 is presently not applicable to the Company. However the Company has voluntarily complied with the regulation by framing Code of Business Conduct and Ethics ("Code of Conduct"). The Code of Conduct is applicable to the employees including directors of the Company and is available on the Company's website.

## PREVENTION OF INSIDER TRADING

The Company has adopted an Insider Trading Policy to regulate, monitor and report trading by insiders under the SEBI (Prohibition of Insider Trading) Regulations, 2015. This Policy also includes code of practices and procedures for fair disclosure of unpublished price sensitive information, initial and continual disclosure. The Board reviews the Policy / Code on a need-to-know basis. This Policy is available on our website.

## FAMILIARISATION PROGRAM FOR INDEPENDENT DIRECTORS

All new independent directors inducted into the Board attend an orientation program. Further, at the time of appointment of an independent director, the Company issues a formal letter of appointment outlining his/her role, function, duties and responsibilities. The familiarisation program is available on our website.

## POLICIES

In addition to its Code of Business Conduct and Ethics, key policies that have been adopted by the Company and uploaded on its website are as under:



| Name of the Policy  | Web link  |
|---|---|
| Policy for selection and appointment of Directors, Senior Management including criteria for determining qualifications, positive attributes and independence of the directors | <a href="http://www.nbi-india.co.in/policies/NBIAppointment_Policy.pdf">http://www.nbi-india.co.in/policies/NBIAppointment_Policy.pdf</a>                       |
| Archival Policy for Website content   | <a href="http://www.nbi-india.co.in/policies/NBI_Archival_Policy.pdf">http://www.nbi-india.co.in/policies/NBI_Archival_Policy.pdf</a>                           |
| Policy on Determination of Materiality  | <a href="http://www.nbi-india.co.in/policies/NBI_Determination_of_Materiality.pdf">http://www.nbi-india.co.in/policies/NBI_Determination_of_Materiality.pdf</a> |
| Familiarisation Program for Independent Directors   | <a href="http://www.nbi-india.co.in/policies/NBI_Familiarisation_Program.pdf">http://www.nbi-india.co.in/policies/NBI_Familiarisation_Program.pdf</a>           |

|   |   |
|---|---|
| Insider Trading Code  | <a href="http://www.nbi-india.co.in/policies/NBI%20Insider%20Trading%20Code.pdf">http://www.nbi-india.co.in/policies/NBI Insider Trading Code.pdf</a>                             |
| Policy for Determining Material Subsidiary  | <a href="http://www.nbi-india.co.in/policies/NBI%20Material%20Subsidiary.pdf">http://www.nbi-india.co.in/policies/NBI Material Subsidiary.pdf</a>                                 |
| Related Party Transactions Policy   | <a href="http://www.nbi-india.co.in/policies/NBI%20Related%20Party%20Transactions%20Policy.pdf">http://www.nbi-india.co.in/policies/NBI Related Party Transactions Policy.pdf</a> |
| Policy relating to remuneration for the directors, key managerial personnel and other employees | <a href="http://www.nbi-india.co.in/policies/NBI%20Remuneration%20Policy.pdf">http://www.nbi-india.co.in/policies/NBI Remuneration Policy.pdf</a>                                 |
| Vigil Mechanism and Whistle Blower Policy   | <a href="http://www.nbi-india.co.in/policies/NBI%20Whistle%20Blower%20Policy.pdf">http://www.nbi-india.co.in/policies/NBI Whistle Blower Policy.pdf</a>                           |

## ACKNOWLEDGEMENTS

The Directors place on record their appreciation for the support the Company continues to receive from its Bankers and Shareholders and acknowledge the valuable contribution from the employees of the Company.

Place: Kolkata  
Dated: 30<sup>th</sup> May, 2016

For and on behalf of the Board  

  
**(J.P. MUNDRA)**      **(B.L. GAGGAR)**  
DIN:00630475      DIN:00404123  
Directors

## Report on the performance of the Associate Companies

| <u>Particulars</u>          | <u>The Venkatesh Company Limited</u><br>(in ₹ Lac) | <u>The Laxmi Salt Company Limited*</u><br>(in ₹ Lac) |
|-----------------------------|--|--|
| Period ended                | 31 <sup>st</sup> March, 2016                       | 31 <sup>st</sup> March, 2015                         |
| Total Income                | 349.18   | 105.74   |
| Net Profit                  | 243.07   | 72.04  |
| Net Worth                   | 3956.61  | 2031.29  |
| Book Value per share (in ₹) | 942  | 322  |

*\* See Note 23 to the Consolidated Financial Statements*

### **Policy for selection and appointment of Directors, Senior Management including criteria for determining qualifications, positive attributes and independence of the director**

#### **Introduction**

N.B.I. Industrial Finance Co. Ltd. (NBI) believes that an enlightened Board consciously creates a culture of leadership to provide a long-term vision and policy approach to improve the quality of governance.

NBI recognizes the importance of independent directors in achieving the effectiveness of the Board. NBI aims to have an optimum combination of Non-Executive and Independent Directors.

#### **Scope and Exclusion**

This Policy sets out the guiding principles for the Nomination & Remuneration Committee for identifying persons who are qualified to become Directors and to determine the independence of Directors, in case of their appointment as independent directors of the Company.

#### **Terms and References**

In this Policy, the terms shall have the following meanings:

“**Director**” means a director appointed to the Board of the Company.

“**Nomination & Remuneration Committee**” means the committee constituted by NBI’s Board in accordance with the provisions of Section 178 of the Companies Act, 2013.

“**Independent Director**” means a director referred to in Section 149(6) of the Companies Act, 2013.

#### **Policy**

##### **Qualifications and Criteria**

The Nomination & Remuneration Committee, and the Board, shall review on an annual basis, appropriate skills, knowledge and experience required of the Board as a whole and its individual members. The objective is to have a Board with diverse background and experience that are relevant for the Company’s business operations.

In evaluating the suitability of individual Board members, the Committee may take into account factors such as:

- General understanding of the Company’s business dynamics and social perspective;

- Educational and professional background;
- Standing in the profession;
- Personal and professional ethics, integrity and values;
- Willingness to devote sufficient time and zeal in carrying out their duties and responsibilities effectively.

The proposed appointee shall also fulfill the following requirements:

- Shall possess a Director Identification Number (DIN);
- Shall not be disqualified under the Companies Act, 2013;
- Shall give his written consent in prescribed form to act as a Director;
- Shall endeavour to attend all Board Meetings and wherever he is appointed as a Committee Member, the Committee Meetings;
- Shall abide by the ethics policy established by the Company for Directors, employees and Senior Management Personnel;
- Shall disclose his concern or interest in any Company or Companies or bodies corporate, firms, or other association of individuals including his shareholding at the first meeting of the Board in every financial year and thereafter whenever there is a change in the disclosures already made;
- Such other requirements as may be prescribed, from time to time, under the Companies Act, 2013 and other relevant laws.

The Committee shall evaluate each individual with the objective of having a group that best enables the success of the Company's business.

#### Criteria of Independence

The Committee shall assess the independence of Directors at the time of appointment / re-appointment and the Board shall assess the same annually. The Board shall re-assess determination of independence when any new interests or relationships are disclosed by the Director.

To follow the criteria of independence as laid down in the Companies Act, 2013.

The Independent Directors shall abide by the "Code for Independent Directors" as specified in Schedule IV to the Companies Act, 2013.

#### Other directorships / committee memberships

The Board members are expected to have adequate time, expertise and experience to contribute to effective Board performance. The Committee shall take into account the nature of, and the time involved in a Director's service on other Boards, in evaluating the suitability of the individual Director and making its recommendations to the Board.

A Director shall not serve as Director in more than 20 companies of which not more than 10 shall be Public Limited Companies.

A Director shall not serve as an Independent Director in more than 7 Listed Companies and not more than 3 Listed Companies in case he is serving as a Whole-time Director in any Listed Company.

A Director shall not be a member in more than 10 committees or act as Chairman of more than 5 committees across all companies in which he holds directorship.

**Note:** For the purpose of considering the limit of the Committees, Audit Committee and Stake holders' Relationship Committee of all Public Limited Companies, whether listed or not, shall be included and all other companies including Private Limited Companies, Foreign Companies and Companies under Section 8 of the Companies Act, 2013 shall be excluded.

  
**Director.**

  
**Director.**

## **Policy relating to remuneration for the directors, key managerial personnel and other employees**

### **Introduction**

N.B.I. Industrial Finance Co. Ltd. (NBI) recognizes the importance of aligning the business objectives with specific and measurable individual objectives. The Company has therefore formulated the remuneration policy for its directors, key managerial personnel and other employees keeping in view the following objectives:

- Ensuring that the level and composition of remuneration is reasonable and sufficient to attract, retain and motivate talent to run the Company successfully.
- Ensuring that relationship of remuneration to performance is clear and meets the performance benchmarks.
- Ensuring that remuneration involves a balance between fixed and incentive pay reflecting short and long term performance objectives appropriate to the working of the company and its goals. However, there is no incentive pay at present.

### **Scope and Exclusion**

This Policy sets out the guiding principles for the Nomination & Remuneration Committee for recommending to the Board the remuneration of the directors, key managerial personnel and other employees of the Company.

### **Terms and References**

In this Policy, the terms shall have the following meanings:

“**Director**” means a director appointed to the Board of the Company.

“**Key Managerial Personnel**” means

- i) the Managing Director or Chief Executive Officer or Manager and in their absence a Whole-time Director;
- ii) the Company Secretary;
- iii) the Chief Financial Officer; and
- iv) such other officer as may be prescribed under the Companies Act, 2013

“**Nomination & Remuneration Committee**” means the committee constituted by NBI’s Board in accordance with the provisions of Section 178 of the Companies Act, 2013.

### **Policy**

The Board, on the recommendation of the Nomination & Remuneration Committee, shall review and approve the remuneration payable to the Executive and Non-Executive Directors of the Company within the overall limits subject to approval by the shareholders of the Company. Non-Executive Directors shall be entitled to sitting fees for attending the meetings of the Board and the Committees thereof. In addition to the sitting fees the Non-Executive Directors shall be entitled to be paid their reasonable travelling, hotel and other expenses incurred for attending Board and Committee meetings or otherwise incurred in the discharge of their duties as Directors.

The Board, on the recommendation of the Nomination & Remuneration Committee, shall also review and approve the remuneration payable to the Key Managerial Personnel and other Employees of the Company. Employee individual remuneration shall be determined according to their qualifications, and work experience as well as their roles and responsibilities and shall be based on various factors such as job profile, skill sets, seniority and experience.

The remuneration structure of the Executive Directors, Key Managerial Personnel and other Employees shall mainly include the following:

- a) Basic Pay
- b) Perquisites and Allowances
- c) Retiral Benefits

  
**Director.**

  
**Director.**

**Disclosure pertaining to remuneration and other details as required under Section 197(12) of the Act read with Rule 5(1) of the Companies (Appointment & Remuneration of Managerial Personnel) Rules, 2014**

- i) **Ratio of remuneration of each director to the median remuneration of the employees of the Company for the financial year**  
Not Applicable, as none of the directors draw remuneration except sitting fees for Board / Committee meetings.
- ii) **Percentage increase in remuneration of each Director, Chief Executive Officer, Chief Financial Officer, Company Secretary or Manager, if any, in the financial year**  
13.97%
- iii) **Percentage increase in the median remuneration of employees in the financial year**  
15.42%
- iv) **Number of permanent employees on the rolls of Company**  
5 (Five)
- v) **Explanation on the relationship between average increase in the remuneration and company performance**  
On an average, employees received an increase of 15.42%. The Company's Profit After Tax for the year decreased by 11.33% over the previous financial year. The increase in remuneration is in line with the market trends. In order to ensure that the remuneration reflects company performance, the increase in pay is linked to organisation performance and market trend.

- vi) **comparison of the remuneration of the Key Managerial Personnel against the performance of the company**

| Particulars  | ₹/Lac  |
|--|--------|
| Remuneration of Key Managerial Personnel during the financial year 2015-16 | 9.31   |
| Revenue from operations  | 383.01 |
| Remuneration (as % of Revenue)   | 2.43%  |
| Profit Before Tax (PBT) -  | 331.90 |
| Remuneration (as % of PBT)   | 2.80%  |

- vii) **Variations in the market capitalisation of the Company, price earnings ratio as at the closing date of the current financial year and previous financial year and percentage increase or decrease in the market quotations of the shares of the Company in comparison to the rate at which the Company came out with the last public offer in case of listed companies, and in case of unlisted companies, the variations in the net worth of the Company as at the close of the current financial year and previous financial year**

| Particulars                  | Unit  | As at 31 <sup>st</sup> March, 2016                        | As at 31 <sup>st</sup> March, 2015                        | Variation |
|------------------------------|-------|---|---|-----------|
| Closing rate of share at DSE | ₹     | Not applicable as the stock exchange was not operational. | Not applicable as the stock exchange was not operational. | -         |
| EPS                          | ₹     | 27.78   | 31.33   | -11.33%   |
| Market Capitalisation        | ₹/Lac | See note below  | See note below  | -         |
| Price Earning Ratio          | Ratio | See note below  | See note below  | -         |

*Note:* In absence of data relating to closing price of shares, Market Capitalisation and Price Earning Ratio cannot be computed as the Stock Exchange where the shares were earlier listed has been de-recognised by SEBI.

- viii) **Average percentile increase already made in the salaries of employees other than managerial personnel in the last financial year and its comparison with the percentile increase in the managerial remuneration and justification thereof and point out if there are any exceptional circumstances for increase in the managerial remuneration**  
The average increase in salaries of employees other than managerial personnel in 2015-16 was 16.05%. Percentage increase in the managerial remuneration for the year was 13.97%.

- ix) **Comparison of remuneration of each of the Key Managerial Personnel against the performance of the Company**

| Particulars  | Manager and<br>Chief Financial Officer |
|--|--|
|  | ₹/Lac                                  |
| Remuneration of Key Managerial Personnel during the financial year 2015-16 | 9.31                                   |
| Revenue from operations  | 383.01                                 |
| Remuneration (as % of Revenue)   | 2.43%                                  |
| Profit Before Tax (PBT) -  | 331.90                                 |
| Remuneration (as % of PBT)   | 2.80%                                  |

- x) **Key parameters for any variable component of remuneration availed by the directors**  
These parameters are considered by the Board of Directors based on the recommendations of the Nomination & Remuneration Committee as per the Remuneration Policy for directors, key managerial personnel and other employees. However, directors have not availed any variable remuneration during the two previous financial years.
- xi) **Ratio of the remuneration of the highest paid director to that of the employees who are not directors but receive remuneration in excess of the highest paid directors during the year**  
Not applicable.
- xii) **It is hereby affirmed that the remuneration paid is as per the Remuneration Policy for directors, key managerial personnel and other employees.**

  
**Director.**

  
**Director.**

**EXTRACT OF ANNUAL RETURN**as on the financial year ended on 31<sup>st</sup> March, 2016

[Pursuant to Section 92(3) of the Companies Act, 2013 and rule 12(1) of the Companies (Management and Administration) Rules, 2014]

|            |   |  |
|------------|---|--|
| <b>I</b>   | <b>REGISTRATION AND OTHER DETAILS</b>   |  |
| i)         | CIN   | L65923WB1936PLC065596  |
| ii)        | Registration Date   | 21 <sup>st</sup> December, 1936  |
| iii)       | Name of the Company   | N.B.I. Industrial Finance Company Limited  |
| iv)        | Category / Sub-Category of the Company  | Public Company / Limited by Shares   |
| v)         | Address of the Registered Office and contact details  | 21, Strand Road, Kolkata – 700 001<br>Tel: +9133 2230 9601 (3 Lines),<br>+9133 2243 7725<br>Fax: +9133 2213 1650       |
| vi)        | Whether listed Company  | No – Applied for Listing   |
| vii)       | Name, Address and Contact details of Registrar and Transfer Agent, if any                                   | Maheshwari Datamatics Pvt. Ltd.<br>6, Mangoe Lane, 2 <sup>nd</sup> Floor,<br>Kolkata – 700 001<br>Tel: +9133 2243 5809 |
| <b>II</b>  | <b>PRINCIPAL BUSINESS ACTIVITIES OF THE COMPANY</b>   |  |
|            | All the business activities contributing 10% or more of the total turnover of the Company                   |  |
|            | Name and Description of main products / services  | NIC Code of the products / services  |
|            | NBFC Activity   | 9971   |
|            |   | % of total turnover of the Company   |
|            |   | 100%   |
| <b>III</b> | <b>PARTICULARS OF HOLDING, SUBSIDIARY AND ASSOCIATE COMPANIES</b>   |  |
|            | Name , Address and CIN of the Associates  | % of shares held   |
|            |   | Applicable Section of the Companies Act, 2013  |
| 1.         | The Laxmi Salt Co. Ltd.<br>21, Strand Road, Kolkata – 700 001<br>U24298WB1999PLC088753                      | 23.81%   |
|            |   | Section 2(6) and 129   |
| 2.         | The Venktesh Co. Ltd.<br>21, Strand Road, Kolkata – 700 001<br>U67120WB1941PLC093923                        | 27.75%   |
|            |   | Section 2(6) and 129   |
| <b>IV</b>  | <b>SHARE HOLDING PATTERN (Equity Share Breakup as percentage of Total Equity)</b>                           |  |
| i)         | Category-wise Shareholding  | As per Attachment A  |
| ii)        | Shareholding of Promoters   | As per Attachment B  |
| iii)       | Change in Promoters' Shareholding   | As per Attachment C  |
| iv)        | Shareholding Pattern of top ten Shareholders (other than Directors, Promoters and Holders of GDRs and ADRs) | As per Attachment D  |
| v)         | Shareholding of Directors and Key Managerial Personnel  | None of the Directors and Key Managerial Personnel holds any share in the Company.                                     |
| <b>V</b>   | <b>INDEBTEDNESS</b>   |  |
|            | Indebtedness of the Company including interest outstanding / accrued but not due for payment                | As per Attachment E  |
| <b>VI</b>  | <b>REMUNERATION OF DIRECTORS AND KEY MANAGERIAL PERSONNEL</b>   |  |
| A          | Remuneration to MD/WTM and/or Manager   | As per Attachment F  |
| B          | Remuneration to other Directors   | As per Attachment G  |
| C          | Remuneration to Key Managerial Personnel other than MD/WTM/Manager  | Included in remuneration of Manager in Attachment F  |
| <b>VII</b> | <b>PENALTIES / PUNISHMENT / COMPOUNDING OF OFFENCES</b>   |  |
|            |   | None   |

  
**Director.**
  
**Director**

## Attachment A

## IV. SHARE HOLDING PATTERN (Equity Share Capital Breakup as percentage of Total Equity)

## i) Category-wise Share Holding

| Category of Shareholders   | No of Shares held at the beginning of the year<br>[As on 01-April-2015] |               |                |                      | No of Shares held at the end of the year [As on<br>31-March-2016] |               |                |                         | % change during<br>the Year |
|--|---|---------------|----------------|----------------------|---|---------------|----------------|-------------------------|-----------------------------|
|  | Demat   | Physical      | Total          | % of Total<br>Shares | Demat   | Physical      | Total          | % of<br>Total<br>Shares |                             |
| <b>A. Promoters</b>  |   |               |                |                      |   |               |                |                         |                             |
| <b>(1) Indian</b>  |   |               |                |                      |   |               |                |                         |                             |
| a) Individual/ HUF   | 104100  | 0             | 104100         | 8.47                 | 104100  | 0             | 104100         | 8.47                    | 0.00                        |
| b) Central Govt  |   |               |                |                      |   |               |                |                         |                             |
| c) State Govt(s)   |   |               |                |                      |   |               |                |                         |                             |
| d) Bodies Corporate  | 633002  | 0             | 633002         | 51.53                | 633002  | 0             | 633002         | 51.53                   | 0.00                        |
| e) Banks/FI  |   |               |                |                      |   |               |                |                         |                             |
| f) Any other   |   |               |                |                      |   |               |                |                         |                             |
| <b>Sub-total (A)(1)</b>  | <b>737102</b>   | <b>0</b>      | <b>737102</b>  | <b>60.00</b>         | <b>737102</b>   | <b>0</b>      | <b>737102</b>  | <b>60.00</b>            | <b>0.00</b>                 |
| <b>(2) Foreign</b>   |   |               |                |                      |   |               |                |                         |                             |
| a) NRIs - Individuals  |   |               |                |                      |   |               |                |                         |                             |
| b) Other - Individuals   |   |               |                |                      |   |               |                |                         |                             |
| c) Bodies Corporate  |   |               |                |                      |   |               |                |                         |                             |
| d) Banks/FI  |   |               |                |                      |   |               |                |                         |                             |
| e) Any other   |   |               |                |                      |   |               |                |                         |                             |
| <b>Sub-total (A)(2)</b>  | <b>0</b>  | <b>0</b>      | <b>0</b>       | <b>0.00</b>          | <b>0</b>  | <b>0</b>      | <b>0</b>       | <b>0.00</b>             | <b>0.00</b>                 |
| <b>Total shareholding of Promoter<br/>(A)=(A)(1)+(A)(2)</b>                          | <b>737102</b>   | <b>0</b>      | <b>737102</b>  | <b>60.00</b>         | <b>737102</b>   | <b>0</b>      | <b>737102</b>  | <b>60.00</b>            | <b>0.00</b>                 |
| <b>B. Public Shareholding</b>  |   |               |                |                      |   |               |                |                         |                             |
| <b>1. Institutions</b>   |   |               |                |                      |   |               |                |                         |                             |
| a) Mutual Funds  |   |               |                |                      |   |               |                |                         |                             |
| b) Banks/FI  | 0   | 792           | 792            | 0.06                 | 0   | 792           | 792            | 0.06                    | 0.00                        |
| c) Central Govt  | 0   | 7             | 7              | 0.00                 | 0   | 7             | 7              | 0.00                    | 0.00                        |
| d) State Govt(s)   |   |               |                |                      |   |               |                |                         |                             |
| e) Venture Capital Funds   |   |               |                |                      |   |               |                |                         |                             |
| f) Insurance Companies   |   |               |                |                      |   |               |                |                         |                             |
| g) FIs   |   |               |                |                      |   |               |                |                         |                             |
| h) Foreign Venture Capital Funds   |   |               |                |                      |   |               |                |                         |                             |
| i) Others (specify)  |   |               |                |                      |   |               |                |                         |                             |
| <b>Sub-total(B)(1):-</b>   | <b>0</b>  | <b>799</b>    | <b>799</b>     | <b>0.07</b>          | <b>0</b>  | <b>799</b>    | <b>799</b>     | <b>0.07</b>             | <b>0.00</b>                 |
| <b>2. Non-Institutions</b>   |   |               |                |                      |   |               |                |                         |                             |
| a) Bodies Corporate  |   |               |                |                      |   |               |                |                         |                             |
| i) Indian  | 251   | 164361        | 164612         | 13.40                | 111   | 164361        | 164472         | 13.39                   | -0.08                       |
| ii) Overseas   |   |               |                |                      |   |               |                |                         |                             |
| b) Individuals   |   |               |                |                      |   |               |                |                         |                             |
| i) Individual shareholders holding nominal<br>share capital upto Rs. 1 lakh          | 34167   | 247093        | 281260         | 22.90                | 37490   | 243910        | 281400         | 22.91                   | 0.05                        |
| ii) Individual shareholders holding nominal<br>share capital in excess of Rs. 1 lakh | 44630   | 0             | 44630          | 3.63                 | 44630   | 0             | 44630          | 3.63                    | 0.00                        |
| c) Others (Specify)  |   |               |                |                      |   |               |                |                         |                             |
| Non Resident Indians   |   |               |                |                      |   |               |                |                         |                             |
| Qualified Foreign Investor   |   |               |                |                      |   |               |                |                         |                             |
| Custodian of Enemy Property  |   |               |                |                      |   |               |                |                         |                             |
| Foreign Nationals  |   |               |                |                      |   |               |                |                         |                             |
| Clearing Members   |   |               |                |                      |   |               |                |                         |                             |
| Trusts   |   |               |                |                      |   |               |                |                         |                             |
| Foreign Bodies-D R   |   |               |                |                      |   |               |                |                         |                             |
| <b>Sub-total(B)(2):-</b>   | <b>79048</b>  | <b>411454</b> | <b>490502</b>  | <b>39.93</b>         | <b>82231</b>  | <b>408271</b> | <b>490502</b>  | <b>39.93</b>            | <b>0.00</b>                 |
| <b>Total Public Shareholding (B)=(B)(1)+<br/>(B)(2)</b>                              | <b>79048</b>  | <b>412253</b> | <b>491301</b>  | <b>39.99</b>         | <b>82231</b>  | <b>409070</b> | <b>491301</b>  | <b>40.00</b>            | <b>0.00</b>                 |
| <b>C. Shares held by Custodian for GDRs &amp;<br/>ADRs</b>                           |   |               |                |                      |   |               |                |                         |                             |
| <b>Grand Total (A+B+C)</b>   | <b>816150</b>   | <b>412253</b> | <b>1228403</b> | <b>100.00</b>        | <b>819333</b>   | <b>409070</b> | <b>1228403</b> | <b>100.00</b>           | <b>0.00</b>                 |

  
**Director.**
  
**Director.**

**Attachment B****ii) Shareholding of Promoters-**

| Sl No | Shareholder's Name                 | Shareholding at the beginning of the year [As on 01/04/2015] |                                  |  | Shareholding at the end of the year [As on 31/03/2016] |                                  |  | % change in share holding during the Year | PAN        |
|-------|------------------------------------|--|----------------------------------|--|--|----------------------------------|--|---|------------|
|       |                                    | No. of Shares  | % of total Shares of the Company | % of Shares Pledged / encumbered to total shares | No. of Shares  | % of total Shares of the Company | % of Shares Pledged / encumbered to total shares |   |            |
| 1     | SHREE CAPITAL SERVICES LTD.        | 236000   | 19.21                            | 0.0000   | 236000   | 19.21                            | 0.0000   | 0.0000                                    | AAGCS5082D |
| 2     | DIGVIJAY FINLEASE LTD.             | 235739   | 19.19                            | 0.0000   | 235739   | 19.19                            | 0.0000   | 0.0000                                    | AAACD6998D |
| 3     | BENU GOPAL BANGUR *                | 104100   | 8.47                             | 0.0000   | 104100   | 8.47                             | 0.0000   | 0.0000                                    | ADRPB5687N |
| 4     | THE DIDWANA INVESTMENT CO. LTD.    | 65394  | 5.32                             | 0.0000   | 65394  | 5.32                             | 0.0000   | 0.0000                                    | AABCT1524C |
| 5     | THE LAXMI SALT CO. LTD.            | 62244  | 5.07                             | 0.0000   | 62244  | 5.07                             | 0.0000   | 0.0000                                    | AAACT9721G |
| 6     | MANNAKRISHNA INVESTMENTS PVT. LTD. | 25000  | 2.04                             | 0.0000   | 25000  | 2.04                             | 0.0000   | 0.0000                                    | AACCM2323H |
| 7     | WESTERN INDIA COMMERCIAL CO. LTD.  | 8625   | 0.70                             | 0.0000   | 8625   | 0.70                             | 0.0000   | 0.0000                                    | AAACW2354C |
|       | <b>TOTAL</b>                       | <b>737102</b>  | <b>60.00</b>                     | <b>0.0000</b>                                    | <b>737102</b>  | <b>60.00</b>                     | <b>0.0000</b>                                    | <b>0.0000</b>                             |            |

\* Shri Benu Gopal Bangur disclaims the beneficial ownership of 104000 shares held by Shree Venkatesh Ayurvedic Aushdhalaya.

  
**Director.**  
**Director.**


**Attachment C**

iii) Change in Promoters' Shareholding (please specify, if there is no change)

| Sl No | Name                                      | Shareholding at the beginning<br>[01/04/2015]/end of the year<br>[31/03/2016] |  | Cumulative Shareholding<br>during the year [01/04/2015<br>to 31/03/2016] |  | PAN        |
|-------|---|---|--|--|--|------------|
|       |   | No. of shares   | % of total<br>shares of the<br>company | No. of shares  | % of total<br>shares of the<br>company |            |
| 1     | DIGVIJAY FINLEASE LTD                     |   |  |  |  | AAACD6998D |
|       | 01/04/2015                                | 235739  | 19.19                                  |  |  |            |
|       | 31/03/2016                                | 235739  | 19.19                                  | 235739   | 19.19                                  |            |
| 2     | THE LAXMI SALT CO LTD                     |   |  |  |  | AAACT9721G |
|       | 01/04/2015                                | 62244   | 5.07                                   |  |  |            |
|       | 31/03/2016                                | 62244   | 5.07                                   | 62244  | 5.07                                   |            |
| 3     | WESTERN INDIA COMMERCIAL CO LTD           |   |  |  |  | AAACW2354C |
|       | 01/04/2015                                | 8625  | 0.70                                   |  |  |            |
|       | 31/03/2016                                | 8625  | 0.70                                   | 8625   | 0.70                                   |            |
| 4     | THE DIDWANA INVESTMENT<br>COMPANY LIMITED |   |  |  |  | AABCT1524C |
|       | 01/04/2015                                | 65394   | 5.32                                   |  |  |            |
|       | 31/03/2016                                | 65394   | 5.32                                   | 65394  | 5.32                                   |            |
| 5     | MANNAKRISHNA INVESTMENTS PVT<br>LTD       |   |  |  |  | AACCM2323H |
|       | 01/04/2015                                | 25000   | 2.04                                   |  |  |            |
|       | 31/03/2016                                | 25000   | 2.04                                   | 25000  | 2.04                                   |            |
| 6     | SHREE CAPITAL SERVICES LTD                |   |  |  |  | AAGCS5082D |
|       | 01/04/2015                                | 236000  | 19.21                                  |  |  |            |
|       | 31/03/2016                                | 236000  | 19.21                                  | 236000   | 19.21                                  |            |
| 7     | BENU GOPAL BANGUR *                       |   |  |  |  | ADRPB5687N |
|       | 01/04/2015                                | 104100  | 8.47                                   |  |  |            |
|       | 31/03/2016                                | 104100  | 8.47                                   | 104100   | 8.47                                   |            |

Note: There is no change in Promoters' shareholding.

\* Shri Benu Gopal Bangur disclaims the beneficial ownership of 104000 shares held by Shree Venktesh Ayurvedic Aushdhalaya.


**Director**

**Director**

**Attachment D**

iv) Shareholding Pattern of top ten Shareholders

(Other than Directors, Promoters and Holders of GDRs and ADRs):

| Sl No | Name                           | Shareholding at the beginning [01/04/2015]/end of the year [31/03/2016] |                                  | Cumulative Shareholding during the year [01/04/2015 to 31/03/2016] |                                  | PAN        |
|-------|--------------------------------|---|----------------------------------|--|----------------------------------|------------|
|       |                                | No. of shares   | % of total shares of the company | No. of shares  | % of total shares of the company |            |
| 1     | MAHENDRA GIRDHARILAL           |   |                                  |  |                                  | AAAPW1327L |
|       | 01/04/2015                     | 44630   | 3.63                             |  |                                  |            |
|       | 31/03/2016                     | 44630   | 3.63                             | 44630  | 3.63                             |            |
| 2     | AJAY KUMAR                     |   |                                  |  |                                  | AAJPK4138N |
|       | 01/04/2015                     | 6365  | 0.52                             |  |                                  |            |
|       | 30/06/2015 - Transfer          | 55  | 0.00                             | 6420   | 0.52                             |            |
|       | 28/08/2015 - Transfer          | 459   | 0.04                             | 6879   | 0.56                             |            |
|       | 30/09/2015 - Transfer          | -500  | 0.04                             | 6379   | 0.52                             |            |
|       | 31/12/2015 - Transfer          | 88  | 0.01                             | 6467   | 0.53                             |            |
|       | 31/03/2016 - Transfer          | -1285   | 0.10                             | 5182   | 0.42                             |            |
| 3     | MEENAKSHI BANGUR               |   |                                  |  |                                  | AGNPB6137C |
|       | 01/04/2015                     | 6000  | 0.49                             |  |                                  |            |
|       | 31/03/2016                     | 6000  | 0.49                             | 6000   | 0.49                             |            |
| 4     | PLACID LIMITED                 |   |                                  |  |                                  | D00334     |
|       | 01/04/2015                     | 10600   | 0.86                             |  |                                  |            |
|       | 31/03/2016                     | 10600   | 0.86                             | 10600  | 0.86                             |            |
| 5     | KEEN INVESTMENT & LEASING LTD. |   |                                  |  |                                  | K00547     |
|       | 01/04/2015                     | 51688   | 4.21                             |  |                                  |            |
|       | 31/03/2016                     | 51688   | 4.21                             | 51688  | 4.21                             |            |
| 6     | MAN MADE FIBRES LTD.           |   |                                  |  |                                  | M00499     |
|       | 01/04/2015                     | 60950   | 4.96                             |  |                                  |            |
|       | 31/03/2016                     | 60950   | 4.96                             | 60950  | 4.96                             |            |
| 7     | RESHMAN RESHA PVT. LTD.        |   |                                  |  |                                  | R00650     |
|       | 01/04/2015                     | 15500   | 1.26                             |  |                                  |            |
|       | 31/03/2016                     | 15500   | 1.26                             | 15500  | 1.26                             |            |
| 8     | S.M.SHETI SEVA PVT. LTD.       |   |                                  |  |                                  | S00840     |
|       | 01/04/2015                     | 7800  | 0.64                             |  |                                  |            |
|       | 31/03/2016                     | 7800  | 0.64                             | 7800   | 0.64                             |            |
| 9     | SAURABH BANGUR                 |   |                                  |  |                                  | S01141     |
|       | 01/04/2015                     | 4000  | 0.33                             |  |                                  |            |
|       | 31/03/2016                     | 4000  | 0.33                             | 4000   | 0.33                             |            |
| 10    | SMT. SURBHI BANGUR             |   |                                  |  |                                  | S01166     |
|       | 01/04/2015                     | 6000  | 0.49                             |  |                                  |            |
|       | 31/03/2016                     | 6000  | 0.49                             | 6000   | 0.49                             |            |

  
**Director.**
  
**Director.**

**Attachment E****V. INDEBTEDNESS**

Indebtedness of the Company including interest outstanding / accrued but not due for payment

|  | Secured Loans<br>excluding deposits | Unsecured<br>Loans | Deposits | Total<br>Indebtedness |
|--|-------------------------------------|--------------------|----------|-----------------------|
| <b>Indebtedness as at the beginning of the financial year (01.04.2015)</b> |                                     |                    |          |                       |
| i) Principal Amount  | 303,452                             | -                  | -        | 303,452               |
| ii) Interest due but not paid  | -                                   | -                  | -        | -                     |
| iii) Interest accrued but not due  | -                                   | -                  | -        | -                     |
| <b>Total (i+ii+iii)</b>  | 303,452                             | -                  | -        | 303,452               |
| <b>Change in Indebtedness during the financial year</b>                    |                                     |                    |          |                       |
| Addition   | -                                   | -                  | -        | -                     |
| Reduction  | 303,452                             | -                  | -        | 303,452               |
| <b>Net Change</b>  | 303,452                             | -                  | -        | 303,452               |
| <b>Indebtedness as at the end of the financial year (31.03.2016)</b>       |                                     |                    |          |                       |
| i) Principal Amount  | -                                   | -                  | -        | -                     |
| ii) Interest due but not paid  | -                                   | -                  | -        | -                     |
| iii) Interest accrued but not due  | -                                   | -                  | -        | -                     |
| <b>Total (i+ii+iii)</b>  | -                                   | -                  | -        | -                     |

**Attachment F****VI. REMUNERATION OF DIRECTORS AND KEY MANAGERIAL PERSONNEL****A. Remuneration of MD/WTD and/or Manager (also CFO)**

| Sl. No. | Particulars of Remuneration  | S.P. Kumar  | Total Amount (₹) |
|---------|--|---|------------------|
| 1       | Gross Salary   |   |                  |
|         | a) Salary as per provisions contained in section 17(1) of the Income Tax Act, 1961 | 673,386   | 673,386          |
|         | b) Value of perquisites u/s 17(2) of the Income Tax Act, 1961                      | -   | -                |
|         | c) Profits in lieu of salary under section 17(3) of the Income Tax Act, 1961       | -   | -                |
| 2       | Stock Option   | -   | -                |
| 3       | Sweat Equity   | -   | -                |
| 4       | Commission   |   |                  |
|         | - as % of profit   | -   | -                |
|         | - others   | -   | -                |
| 5       | Others   | -   | -                |
|         | <b>TOTAL (A)</b>   | <b>673,386</b>  | <b>673,386</b>   |
|         | Ceiling as per the Act   | ₹16.96 Lacs (being 5% of the net profits of the Company calculated as per Section 198 of the Companies Act, 2013) |                  |

  
**Director.**
  
**Director.**

**Attachment G****VI. REMUNERATION OF DIRECTORS AND KEY MANAGERIAL PERSONNEL****B. Remuneration to other Directors**

| Sl. No. | Particulars of Remuneration                    | Ashok Bhandari  | Ram Narain Mundhra | Bankat Lal Gaggar | Jagdish Prasad Mundra | Babu Lal Surana | Riya Puja Jain | Total Amount |
|---------|--|---|--------------------|-------------------|-----------------------|-----------------|----------------|--------------|
| 1       | <b>Independent Directors</b>                   |   |                    |                   |                       |                 |                |              |
|         | • Fee for attending board / committee meetings | -   | 11,750             | -                 | -                     | 11,750          | -              | 23,500       |
|         | • Commission                                   | -   | -                  | -                 | -                     | -               | -              | -            |
|         | • Others                                       | -   | -                  | -                 | -                     | -               | -              | -            |
|         | <b>TOTAL (1)</b>                               | -   | 11,750             | -                 | -                     | 11,750          | -              | 23,500       |
| 2       | <b>Other Non-Executive Directors</b>           |   |                    |                   |                       |                 |                |              |
|         | • Fee for attending board / committee meetings | 8,700   | -                  | 9,350             | 11,150                | -               | 3,750          | 32,950       |
|         | • Commission                                   | -   | -                  | -                 | -                     | -               | -              | -            |
|         | • Others                                       | -   | -                  | -                 | -                     | -               | -              | -            |
|         | <b>TOTAL (2)</b>                               | 8,700   | 11,750             | 9,350             | 11,150                | -               | 3,750          | 32,950       |
|         | <b>TOTAL (B)= (1)+(2)</b>                      | 8,700   | 11,750             | 9,350             | 11,150                | 11,750          | 3,750          | 56,450       |
|         | <b>Total Managerial Remuneration</b>           |   |                    |                   |                       |                 |                | 729,836*     |
|         | Overall ceiling as per the Act                 | ₹37.31 Lac (being 11% of the net profits of the Company calculated as per Section 198 of the Companies Act, 2013) |                    |                   |                       |                 |                |              |

\*Total remuneration to Managing Directors / Whole-time Directors / Manager and other Directors (being total of A and B)



**Director.**



**Director.**

## MANAGEMENT DISCUSSION & ANALYSIS REPORT

The outlook presented herein is based on management's own assessment and it may vary due to future economic and other developments in the country.

### INDUSTRY & ECONOMY OVERVIEW

#### Global Economy

According to World Bank, global GDP is expected to grow at about 2.9 percent in 2016, after growing at about 2.4 percent in 2015. During 2015-16, global economic growth continued at a slow pace. Some of the factors for the lacklustre growth include slowdown in China; financial turmoil in emerging markets; Euro zone crisis; slump in oil prices etc.

#### Indian Economy

India is presently the fastest growing major economy in the world. International Monetary Fund (IMF)'s global economic forecast has identified India as the "bright spot". This year's Economic Survey describes India as a "refuge of stability and an outpost of opportunity". India grew 7.2 percent in 2014-15 and 7.6 percent in 2015-16. For 2016-17, the Survey pegs the GDP growth at between 7 and 7.75 percent. The factors contributing to this positive outlook were controlled inflation, rise in domestic demand, decline in oil prices and the boost to reforms, among others.

With the global economy fraught with uncertainties, the Indian Government is sticking to its fiscal deficit target while pursuing the growth agenda. Government targets to narrow the central fiscal deficit to 3.5% in 2016-17, after having comfortably met its 3.9% target for 2015-16.

#### NBFC Sector

NBFCs are emerging as an alternative to mainstream banking. They are also emerging as an integral part of Indian Financial System and are contributing towards Government's agenda of financial inclusion.

*(Source: The Boston Consulting Group – NBFC 2.0)*

The success of NBFCs has been driven by factors like their ability to control risks, to adapt to changes and create demand in markets that are likely to remain unexplored by banks and other bigger players. Thus the need for uniform practices and level playing field for NBFCs in India is important. NBFCs, in India, are today operating in a dynamic scenario especially after the revised regulatory framework by the RBI launched with the objective of harmonising working of NBFCs with banks and financial institutions and address regulatory gaps.

Over the years their activities have kept on expanding so much that the difference between the banks and NBFCs is getting minimised. The biggest contribution of NBFCs is their ability to cater to the needs of the Micro, Small & Medium Enterprises (MSMEs) which account for nearly 40 percent of India's total employment and form the backbone of the India Growth Story.

#### Government Initiatives

Several measures have been outlined in the Union Budget that aim at reviving and accelerating investment:-

- The Prime Minister has launched the Micro Unit Development and Refinance Agency (MUDRA) to fund and promote Micro Finance Institutions (MFIs), which would provide loans to smaller sections of the business community.
- Government 'Jan Dhan' initiative for financial inclusion has been successful and is gaining further momentum.
- NBFCs will be eligible for deduction to the extent of 5% of their income in respect of provision for bad and doubtful debts (NPAs).

- The Pradhan Mantri Mudra Yojana (PMMY) was launched for the benefit of the smaller entrepreneurs.
- The first time home buyer will be entitled to deduction for additional interest of upto ₹50,000 per annum for loans upto ₹35 Lacs sanctioned during the current financial year provided the value of the house does not exceed ₹50 Lacs.

## **COMPANY'S POSITION**

The Company is registered with the RBI as a Non-Banking Financial Institution and is categorized as Non-Deposit taking NBFC" (NBFC-ND). The operation of the company during the year was centered in dividend income; interest income and Share Trading. The company was investing in shares, securities etc. The main income of the Company is dividend income on long-term investments & interest on fixed deposit and profit from sale of investments.

The Company, being into finance and investment activity, the impact of movement of stock markets affects its profitability.

## **OPPORTUNITIES AND THREAT**

The year FY 2015-16 started on a note of optimism. However, slow pace of reforms, sluggish recovery of US economy and continued Euro zone crisis soon led to the sliding of Indian GDP growth. Despite various adverse factors it is believed that Indian economy will sustain its growth momentum and hence the growth of financial services sector presents exciting opportunities like India's long-term growth story remains intact notwithstanding declining growth in the past year or two. This presents good opportunities for us to grow our business in the medium to long term. We further believe the policy liberalization, Government emphasis on infrastructure spending and forward-looking regulatory changes will help markets grow in size.

At the same time, there could be some threats for growth of financial services sector like high inflation, high interest rates, liquidity issues, global commodities prices, current account deficit and Euro zone crisis which can play spoilsport with the India growth story. While positive Government policies and regulatory changes do enlarge the scope of opportunities for financial sector companies, lack of or delay in reforms or certain regulatory changes can significantly impact the performance of NBFCs business. A thorough due diligence is conducted at our end through market enquiries before making investments. The investment portfolio of the Company is managed by Investment Committee comprising members from the management and approved by the board. The execution of investment transactions is monitored on regular basis with reference to target price.

## **OUTLOOK**

A significant portion of the Company's income arises from investment and trading operation, which are largely dependent on the conditions of the stock market. The stock market activity depends largely upon the economic growth momentum and a combination of other factors like inflation, domestic saving, and surging portfolio investments into India etc. The unusual developments in the global economy pose uncertainties and challenges for the emerging market economies like India.

The growth in the sector is good and Management expects sustained and better results in forth coming years. The Company is exploring various options to improve its margins, by having tight control on expenses & exploring various business opportunities. The Company has investment policy wherein it invests in those securities which have easy liquidity, better yield and price appreciation.

## **RISK & CONCERNS**

Many developing countries including India have reaped handsome rewards from surging capital inflows in recent years. This is regarded as a welcome phenomenon. But surging capital inflows can also be something of a double-edged sword, inflicting destabilizing side effects, undermining the competitiveness of export industries, and potentially giving rise to inflation.

## **INTERNAL CONTROL SYSTEM**

The Company has implemented a comprehensive system of internal controls and risk management for achieving operational efficiency, optimal utilization of resources, credible financial reporting and compliance with local laws. These controls are regularly reviewed internally for effectiveness.

The Company has employed appropriate and adequate internal controls systems to ensure that it covers all areas of operations. The transactions entered into by the Company are duly authorized and recorded correctly. A regular review is done in respect of the financial and operating controls of the Company. It has also implemented suitable controls to ensure all the resources are utilized optimally, that financial transactions are reported with accuracy and that there is strict compliance with applicable laws and regulations.

## **CAUTIONARY STATEMENT**

Certain statements under "Management Discussion & Analysis" describing the Company's objectives, projections, estimates, expectations or predictions may be forward looking statements within the meaning of applicable securities laws and regulations. Although the expectations are based on reasonable assumptions, the actual results could materially differ from those expressed or implied, since the Company's operations are influenced by many external factors beyond the control of the Company. Investors are cautioned that the Company assumes no responsibility to publicly amend, modify, revise or update any forward looking statement or opinion, on the basis of any subsequent developments, information or events.

  
**Director.**  
**Director.**

## SECRETARIAL AUDIT REPORT

FOR THE FINANCIAL YEAR ENDED 31.03.2016

*[Pursuant to section 204(1) of the Companies Act, 2013 and rule No.9 of the Companies Appointment and Remuneration Personnel) Rules, 2014]*

To,

The Members,

**N.B.I. INDUSTRIAL FINANCE CO. LTD.**

21 Strand Road , Kolkata - 700 001

I have conducted the secretarial audit of the compliance of applicable statutory provisions and the adherence to good corporate practices by N.B.I.INDUSTRIAL FINANCE CO. LTD. (hereinafter called the company). Secretarial Audit was conducted in a manner that provided me a reasonable basis for evaluating the corporate conducts/statutory compliances and expressing my opinion thereon.

Based on my verification of N.B.I. INDUSTRIAL FINANCE CO. LTD books, papers, minute books, forms and returns filed and other records maintained by the company and also the information provided by the Company, its officers, agents and authorized representatives during the conduct of secretarial audit, I hereby report that in my opinion, the company has, during the audit period covering the financial year ended on 31.03.2016 generally complied with the statutory provisions listed hereunder and also that the Company has proper Board-processes and compliance-mechanism in place to the extent, in the manner and subject to the reporting made hereinafter:

I have examined the books, papers, minute books, forms and returns filed and other records maintained by the Company for the financial year ended on 31.03.2016 according to the provisions of:

- (i) The Companies Act, 2013 (the Act) and the rules made there-under;
- (ii) The Securities Contracts (Regulation) Act, 1956 ('SCRA') and the rules made there-under;
- (iii) The Depositories Act, 1996 and the Regulations and Bye-laws framed there-under;



(iv) Foreign Exchange Management Act, 1999 and the rules and regulations made there-under to the extent of Foreign Direct Investment, Overseas Direct Investment and External Commercial Borrowings. **Not Applicable;**

(v) The following Regulations and Guidelines prescribed under the Securities and Exchange Board of India Act, 1992 ('SEBI Act'):-

- (a) The Securities and Exchange Board of India ( Substantial Acquisition of Shares and Takeovers) Regulations, 2011;
- (b) The Securities and Exchange Board of India (Prohibition of Insider Trading) Regulations, 1992;
- (c) The Securities and Exchange Board of India ( Issue of Capital and Disclosure Requirements ) Regulations, 2009;
- (d) The Securities and Exchange Board of India ( Employee Stock Option Scheme and Employee Stock Purchase Scheme) Guidelines, 1999. **Not Applicable;**
- (e) The Securities and Exchange Board of India ( Issue and Listing of Debt Securities) Regulations, 2008. **Not Applicable;**
- (f) The Securities and Exchange Board of India ( Registrars to an Issue and Share Transfer Agents) Regulations, 1993 regarding the Companies Act and dealing with client;
- (g) The Securities and Exchange Board of India (Delisting of Equity Shares) Regulations, 2009. **Not Applicable;**
- (h) The Securities and Exchange Board of India (Buyback of Securities) Regulations, 1998 **Not Applicable;**

(vi) The Other laws, as informed and certified by the management of the Company which are specifically applicable to the Company based on their sector/industry are

- a) Professional Tax Act
- b) West Bengal Shop and Establishment Act, 1963
- c) The Employees Provident Funds and Miscellaneous Provisions Act, 1952
- d) Reserve Bank of India Act, 1934.

I have also examined compliance with the applicable clauses of the following:

- (i) Secretarial Standards issued by The Institute of Company Secretaries of India
- (ii) The Company was earlier Listed with The Delhi Stock Exchange Ltd. (DSE). DSE has since been derecognized by SEBI.

During the period under review the Company has complied with the provisions of the Act, Rules, Regulations, Guidelines, Standards, etc. mentioned above subject to the following observations:



*The Company has no Company Secretary.*

As per management of the Company, earlier it was required to comply with the Act(s)

**I further report that**

The Board of Directors of the Company is duly constituted with proper balance of Non-Executive Directors & Independent Directors. Though the Company has no Executive Director but they have Manager & CFO. There was no changes in the composition of the Board of Directors.

Adequate notice is given to all directors to schedule the Board Meetings, agenda and detailed notes on agenda were sent at least seven days in advance, and a system exists for seeking and obtaining further information and clarifications on the agenda items before the meeting and for meaningful participation at the meeting.


All decisions at the Board Meetings are carried out unanimously as recorded in the Minutes of the Meeting of the Board of Directors.

**I further report that** there are adequate systems and processes in the company commensurate with the size and operations of the company to monitor and ensure compliance with applicable laws, rules, regulations and guidelines.

*Place: Kolkata*

*Date : 30/05/2016*

Signature:



Name of Company Secretary in practice- Mukesh Chaturvedi

ACS No.10213

C P No.:3390





**Independent Auditors' Report**

**To the Members of NBI Industrial Finance Company Limited**

**Report on the Standalone Financial Statements**

We have audited the accompanying standalone financial statements of NBI Industrial Finance Company Limited ("the Company") which comprise the Balance Sheet as at 31<sup>st</sup> March, 2016, the Statement of Profit and Loss and the Cash Flow statement for the year then ended, and a summary of significant accounting policies and other explanatory information.

**Management's Responsibility for the Standalone Financial Statements**

The Company's Board of Directors is responsible for matters stated in Section 134(5) of the Companies Act, 2013 ("the Act") with respect to the preparation of these standalone financial statements that give a true and fair view of the financial position, financial performance and cash flows of the Company in accordance with the accounting principles generally accepted in India including the Accounting Standards specified under Section 133 of the Act, read with Rule 7 of the Companies (Accounts) Rules, 2014. This responsibility also includes maintenance of adequate accounting records in accordance with the provisions of the Act for safeguarding of the assets of the Company and for preventing and detecting frauds and other irregularities; selection and application of appropriate accounting policies; making judgments and estimates that are reasonable and prudent; and design, implementation and maintenance of adequate internal financial controls, that were operating effectively for ensuring the accuracy and completeness of the accounting records, relevant to the preparation and presentation of the financial statements that give a true and fair view and are free from material misstatement, whether due to fraud or error.

**Auditors' Responsibility**

Our responsibility is to express an opinion on these standalone financial statements based on our audit.

We have taken into account the provisions of the Act, the accounting and auditing standards and matters which are required to be included in the audit report under the provisions of the Act and the Rules made thereunder.

We conducted our audit in accordance with the Standards on Auditing specified under Section 143(10) of the Act. Those Standards require that we comply with ethical requirements and plan and perform the audit to obtain reasonable assurance about whether the financial statements are free from material misstatement.

An audit involves performing procedures to obtain audit evidence about the amounts and the disclosures in the financial statements. The procedures selected depend on the auditors' judgment, including the assessment of the risks of material misstatement of the financial statements, whether due to fraud or error. In making those risk assessments, the auditor considers internal financial control relevant to the Company's preparation of the financial statements that give a true and fair view in order to design audit procedures that are appropriate in the circumstances. An audit also includes evaluating the appropriateness of the accounting policies used and the reasonableness of the accounting estimates made by the Company's Directors, as well as evaluating the overall presentation of the financial statements.

We believe that the audit evidence we have obtained is sufficient and appropriate to provide a basis for our audit opinion on the standalone financial statements.

---

CHATTERJEE INTERNATIONAL CENTRE, 17<sup>TH</sup> FLOOR, FLAT NO. A-7, 33A, CHOWRINGHEE ROAD,  
KOLKATA – 700 071 ☎ 2226-4167



## Opinion

In our opinion and to the best of our information and according to the explanations given to us, the aforesaid standalone financial statements give the information required by the Act in the manner so required and give a true and fair view in conformity with the accounting principles generally accepted in India, of the state of affairs of the Company as at 31<sup>st</sup> March 2016, and its profit and its cash flows for the year ended on that date.

## Report on Other Legal and Regulatory Requirements

1. As required by the Companies (Auditor's Report) Order, 2016 ("the Order"), issued by the Central Government of India in terms of sub-section (11) of section 143 of the Act, we give in the "Annexure A" a statement on the matters specified in paragraphs 3 and 4 of the Order.
2. As required by Section 143 (3) of the Act, we report that:
  - (a) We have sought and obtained all the information and explanations which to the best of our knowledge and belief were necessary for the purposes of our audit.
  - (b) In our opinion proper books of account as required by law have been kept by the Company so far as it appears from our examination of those books;
  - (c) The Balance sheet, the Statement of Profit and Loss and the Cash Flow Statement dealt with by this Report are in agreement with the books of account;
  - (d) In our opinion, the aforesaid standalone financial statements comply with the Accounting Standards specified under Section 133 of the Act, read with Rule 7 of the Companies (Accounts) Rules, 2014;
  - (e) On the basis of the written representations received from the directors as on 31<sup>st</sup> March, 2016 taken on record by the Board of Directors, none of the directors is disqualified as on 31<sup>st</sup> March, 2016 from being appointed as a director in terms of Section 164 (2) of the Act.
  - (f) With respect to the adequacy of the internal financial controls over financial reporting of the Company and the operating effectiveness of such controls, refer to our separate Report in "Annexure B"
  - (g) With respect to the other matters to be included in the Auditor's Report in accordance with Rule 11 of the Companies (Audit and Auditors) Rules, 2014, in our opinion and to the best of our information and according to the explanations given to us:
    - i. The Company does not have any pending litigations which would impact its financial position;
    - ii. The Company did not have any long-term contracts including derivative contracts for which there were any material foreseeable losses; and
    - iii. There were no amounts which were required to be transferred to the Investor Education and Protection Fund by the Company.

For **Lakhotia & Co.**

*Chartered Accountants*

Firm's Registration Number: 313149E

*Naresh*  
**Naresh Lakhotia**

*Partner*

Membership Number: 51249

Kolkata

Dated: 30<sup>th</sup> May, 2016



## **“Annexure A” to Independent Auditors’ Report**

Statement referred to in our Independent Auditors’ report to the members of the Company on the standalone financial statements for the year ended 31st March 2016.

- i. (a) The Company has maintained proper records showing full particulars including quantitative details and situation of its fixed assets.  
  
(b) The fixed assets have been physically verified by the management at reasonable intervals and no material discrepancies were noticed on such verification.  
  
(c) The Company does not have any immovable property and as such Clause 3(i)(c) of the Order is not applicable to the Company.
- ii. The Company does not have any inventory and as such clause 3(ii) of the Order is not applicable to the Company.
- iii. The Company has not granted any loans, secured or unsecured, to companies, firms, Limited Liability partnerships or other parties covered in the register maintained under Section 189 of the Act and as such clauses 3(iii)(a), 3(iii)(b) and 3(iii)(c) of the Order are not applicable.
- iv. According to the information and explanations given to us, the company has not given any loan or guarantee or provided any security covered by the provisions of Section 185 and in respect of loans, investments, guarantees and security, the company has complied with provisions of Section 186 of the Act to the extent applicable.
- v. The Company has not accepted deposits from the public.
- vi. The Central Government has not prescribed for the maintenance of cost records under Section 148(1) of the Act.
- vii. (a) According to the information and explanations given to us and the records of the Company examined by us, in our opinion, the Company has generally been regular in depositing undisputed statutory dues including provident fund, employees state insurance, income-tax, sales tax, service tax, duty of customs, duty of excise, value added tax, cess and any other material statutory dues, as applicable, with the appropriate authorities.  
  
(b) As at 31<sup>st</sup> March, 2016, according to the records of the Company and the information and explanations given to us, there were no dues of income tax, sales tax, service tax, duty of customs, duty of excise and value added tax that have not been deposited on account of any dispute.
- viii. Based on the information and explanations given to us by the management, the Company has not defaulted in repayment of loan or borrowing from banks. There were no loans or borrowings from any financial institution, Government or dues to debenture holders.
- ix. The company did not raise any money by way of initial public offer or further public offer (including debt instruments) and any term loans during the year and as such clause 3(ix) of the Order is not applicable to the Company.

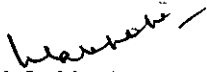


- x. During the course of our examination of the books of account carried out in accordance with the generally accepted auditing practices in India, we have neither come across any instance of fraud by the Company or on the Company by the officers or employees, either noticed or reported during the year, nor have we been informed of such case by the management.
- xi. Managerial remuneration has been paid or provided in accordance with the requisite approvals mandated by the provisions of section 197 read with Schedule V to the Act.
- xii. The company is not a Nidhi company and as such clause 3(xii) of the Order is not applicable to the Company.
- xiii. According to the information and explanations given to us and records of the Company, transactions with related parties are in compliance with sections 177 and 188 of the Act, where applicable and details of such transactions have been disclosed in the financial statements as required by the applicable accounting standards.
- xiv. The Company has not made any preferential allotment or private placement of shares or fully or partly convertible debentures during the year under review.
- xv. According to the information and explanations given to us, the company has not entered into any non-cash transactions with directors or persons connected with them.
- xvi. The company is required to be registered under section 45-IA of the Reserve Bank of India Act, 1934 and the registration has been obtained.

For **Lakhotia & Co.**

*Chartered Accountants*

Firm's Registration Number: 313149E



**Naresh Lakhotia**

*Partner*

Membership Number: 51249

Kolkata

Dated: 30<sup>th</sup> May, 2016



**"ANNEXURE B" TO THE INDEPENDENT AUDITORS' REPORT ON THE STANDALONE FINANCIAL STATEMENTS OF NBI INDUSTRIAL FINANCE COMPANY LIMITED**  
**Report on the Internal Financial Controls under Clause (i) of Sub-section 3 of Section 143 of the Companies Act, 2013 ("the Act")**

We have audited the internal financial controls over financial reporting of **NBI Industrial Finance Company Limited** ("the Company") as of March 31, 2016 in conjunction with our audit of the standalone financial statements of the Company for the year ended on that date.

**Management's Responsibility for Internal Financial Controls**

The Company's management is responsible for establishing and maintaining internal financial controls based on the internal control over financial reporting criteria established by the Company considering the essential components of internal control stated in the Guidance Note on Audit of Internal Financial Controls Over Financial Reporting issued by the Institute of Chartered Accountants of India ("ICAI"). These responsibilities include the design, implementation and maintenance of adequate internal financial controls that were operating effectively for ensuring the orderly and efficient conduct of its business, including adherence to company's policies, the safeguarding of its assets, the prevention and detection of frauds and errors, the accuracy and completeness of the accounting records, and the timely preparation of reliable financial information, as required under the Companies Act, 2013.

**Auditors' Responsibility**

Our responsibility is to express an opinion on the Company's internal financial controls over financial reporting based on our audit. We conducted our audit in accordance with the Guidance Note on Audit of Internal Financial Controls Over Financial Reporting (the "Guidance Note") and the Standards on Auditing, issued by ICAI and deemed to be prescribed under section 143(10) of the Companies Act, 2013, to the extent applicable to an audit of internal financial controls, both applicable to an audit of Internal Financial Controls and, both issued by the Institute of Chartered Accountants of India. Those Standards and the Guidance Note require that we comply with ethical requirements and plan and perform the audit to obtain reasonable assurance about whether adequate internal financial controls over financial reporting was established and maintained and if such controls operated effectively in all material respects.

Our audit involves performing procedures to obtain audit evidence about the adequacy of the internal financial controls system over financial reporting and their operating effectiveness. Our audit of internal financial controls over financial reporting included obtaining an understanding of internal financial controls over financial reporting, assessing the risk that a material weakness exists, and testing and evaluating the design and operating effectiveness of internal control based on the assessed risk. The procedures selected depend on the auditors' judgement, including the assessment of the risks of material misstatement of the financial statements, whether due to fraud or error.

We believe that the audit evidence we have obtained is sufficient and appropriate to provide a basis for our audit opinion on the Company's internal financial controls system over financial reporting.

**Meaning of Internal Financial Controls over Financial Reporting**

A company's internal financial control over financial reporting is a process designed to provide reasonable assurance regarding the reliability of financial reporting and the preparation of financial statements for external purposes in accordance with generally accepted accounting principles. A company's internal financial control over financial reporting includes those policies and procedures that (1) pertain to the maintenance of records that, in reasonable detail, accurately and fairly reflect the transactions and dispositions of the assets of the company; (2) provide reasonable assurance that transactions are recorded as necessary to permit preparation of financial statements in accordance with generally accepted accounting principles, and that receipts and expenditures of the company are being made only in accordance with authorizations of management and directors of the company; and (3) provide reasonable assurance regarding prevention or timely detection of unauthorized acquisition, use, or disposition of the company's assets that could have a material effect on the financial statements.



**Inherent Limitations of Internal Financial Controls Over Financial Reporting**

Because of the inherent limitations of internal financial controls over financial reporting, including the possibility of collusion or improper management override of controls, material misstatements due to error or fraud may occur and not be detected. Also, projections of any evaluation of the internal financial controls over financial reporting to future periods are subject to the risk that the internal financial control over financial reporting may become inadequate because of changes in conditions, or that the degree of compliance with the policies or procedures may deteriorate.


**Opinion**

In our opinion, the Company has, in all material respects, an adequate internal financial controls system over financial reporting and such internal financial controls over financial reporting were operating effectively as at March 31, 2016, based on "the internal control over financial reporting criteria established by the Company considering the essential components of internal control stated in the Guidance Note on Audit of Internal Financial Controls Over Financial Reporting issued by the Institute of Chartered Accountants of India".

For **Lakhotia & Co.**

*Chartered Accountants*

Firm's Registration Number: 313149E



**Naresh Lakhotia**

*Partner*

Membership Number: 51249

Kolkata

Dated: 30<sup>th</sup> May, 2016



**N.B.I.INDUSTRIAL FINANCE COMPANY LIMITED**  
**Balance Sheet as at 31 March, 2016**

| Particulars                    | Note | As at<br>31st March,2016<br>₹ | As at<br>31st March,2015<br>₹ |
|--------------------------------|------|-------------------------------|-------------------------------|
| <b>EQUITY AND LIABILITIES</b>  |      |                               |                               |
| <b>Shareholders' Fund</b>      |      |                               |                               |
| Share Capital                  | 2    | 12,284,030                    | 12,284,030                    |
| Reserves and Surplus           | 3    | 252,449,640                   | 218,321,886                   |
|                                |      | <b>264,733,670</b>            | 230,605,916                   |
| <b>Non-Current Liabilities</b> |      |                               |                               |
| Long- Term Provisions          | 4    | 2,645,417                     | 2,241,212                     |
|                                |      | <b>2,645,417</b>              | 2,241,212                     |
| <b>Current Liabilities</b>     |      |                               |                               |
| Short -Term Borrowings         | 5    | -                             | 303,452                       |
| Other Current Liabilities      | 6    | 293,774                       | 295,228                       |
| Short- Term Provisions         | 7    | 66,311                        | 66,311                        |
|                                |      | <b>360,085</b>                | 664,991                       |
| <b>TOTAL</b>                   |      | <b>267,739,172</b>            | 233,512,119                   |
| <b>ASSETS</b>                  |      |                               |                               |
| <b>Non-Current Assets</b>      |      |                               |                               |
| Fixed Assets                   | 8    | 58,417                        | 80,090                        |
| Tangible Assets                |      |                               |                               |
| Non-Current Investments        | 9    | 196,508,179                   | 192,288,337                   |
| Deferred Tax Assets            | 10   | 852,055                       | 726,536                       |
| Long-Term Loans and Advances   | 11   | 30,800                        | 30,800                        |
|                                |      | <b>197,449,451</b>            | 193,125,763                   |
| <b>Current Assets</b>          |      |                               |                               |
| Current Investments            | 12   | 24,536,822                    | 21,701,613                    |
| Cash and Bank Balances         | 13   | 16,750,282                    | 16,312,485                    |
| Short-Term Loans and Advances  | 14   | 27,789,273                    | 1,265,610                     |
| Other Current Assets           | 15   | 1,213,344                     | 1,106,648                     |
|                                |      | <b>70,289,721</b>             | 40,386,356                    |
| <b>TOTAL</b>                   |      | <b>267,739,172</b>            | 233,512,119                   |

Significant Accounting Policies 1  
Notes forming part of the financial statements 2-31

In terms of our report attached.  
**For LAKHOTIA & CO.**  
Chartered Accountants  
Firm Registration No. 313149E

*NAresh Lakhotia*  
**NARESH LAKHOTIA**  
Partner  
Membership No. 51249  
Kolkata, Dated the 30th May, 2016

*S. P. V. Kumar*  
**S. P. V. Kumar**  
Manager & CFO



**N.B.I.INDUSTRIAL FINANCE COMPANY LIMITED**  
**Statement of Profit and Loss for the year ended 31 March, 2016**

| Particulars  | Note | For the year ended<br>31 March 2016<br>₹ | For the year ended<br>31 March 2015<br>₹ |
|--|------|--|--|
| <b>INCOME</b>  |      |  |  |
| Revenue from Operations  | 16   | 38,300,761                               | 49,357,538                               |
| <b>Total Revenue</b>   |      | <b>38,300,761</b>                        | <b>49,357,538</b>                        |
| <b>Expenses</b>  |      |  |  |
| Employee Benefits Expense  | 17   | 3,960,353                                | 3,561,945                                |
| Finance Costs  | 18   | 2,063                                    | 7,542                                    |
| Depreciation and Amortisation Expense                            | 19   | 21,673                                   | 30,869                                   |
| Other Expenses   | 20   | 1,122,130                                | 1,209,113                                |
| Donation   |      | -  | 1,500,000                                |
| Securities Transaction Tax                                       |      | 5,446                                    | 44,431                                   |
| <b>Total Expenses</b>  |      | <b>5,111,665</b>                         | <b>6,353,900</b>                         |
| <b>Profit before tax</b>   |      | <b>33,189,096</b>                        | <b>43,003,638</b>                        |
| <b>Tax Expense:</b>  |      |  |  |
| Current Tax  |      | 77,000                                   | 4,620,000                                |
| Tax relating to earlier years                                    |      | (890,139)                                | 0  |
| Deferred Tax   |      | (125,519)                                | (104,827)                                |
|  |      | <b>(938,658)</b>                         | <b>4,515,173</b>                         |
| <b>Profit After Tax for the year</b>                             |      | <b>34,127,754</b>                        | <b>38,488,465</b>                        |
| <b>Basic &amp; Diluted Earnings per share (of Rs.10/- each):</b> | 21   | <b>27.78</b>                             | <b>31.33</b>                             |

Significant Accounting Policies 1  
Notes forming part of the financial statements 2-31  
In terms of our report attached.

**For LAKHOTIA & CO.**  
Chartered Accountants  
Firm Registration No. 313149E

*Naresh Lakhota*

**NARESH LAKHOTIA**  
**Partner**  
**Membership No. 51249**  
Kolkata, Dated the 30th May, 2016



*[Signatures of Directors]*

**Directors**

*S.P. Vennar*  
**Manager & CFO**

## **N.B.I.INDUSTRIAL FINANCE COMPANY LIMITED**

### **NOTES TO THE FINANCIAL STATEMENTS**

#### **NOTE-1**

#### **SIGNIFICANT ACCOUNTING POLICIES**

**a) Basis of preparation**

- i These financial statements have been prepared in accordance with the generally accepted accounting principles in India under the historical cost convention on accrual basis. These financial statements have been prepared to comply in all material aspects with the accounting standards specified under Section 133 of the Companies Act, 2013 ('the Act') read with Rule 7 of the Companies (Accounts) Rules, 2014 and the other relevant provisions of the Act (to the extent notified) and the guidelines issued by the Reserve Bank of India ('RBI') as applicable to a Non-Banking Finance Company ('NBFC').
- ii The Company has classified all its assets / liabilities into current / non-current based on the time frame of 12 months from the date of financial statements. Accordingly, assets/liabilities expected to be realized /settled within 12 months from the date of financial statements are classified as current and other assets/ liabilities are classified as non- current.

**b) Fixed Assets and Depreciation :**

- i Tangible Assets are stated at cost of acquisition and subsequent improvements thereto including taxes, duties and other incidental expenses related to acquisition net of accumulated depreciation.
- ii DEPRECIATION on Tangible Assets is provided on written down value basis over estimated useful life of the assets in accordance with Schedule II to the Act. (Refer Note 22&23)

**c) Investments**

Investments intended to be held for not more than a year are classified as current investments. All other investments are classified as long-term investments. Current investments are carried at lower of cost and market/fair value category- wise basis. Long-term investments are carried at cost. Provision for diminution in value of long term investments, other than temporary, shall be made.



**d) Recognition of Income and Expenditure**

Revenues/Incomes and Costs/Expenditure are generally accounted on accrual basis, as they are earned or incurred. Dividend income is recognized when the right to receive is established. Interest income is recognized on time proportion basis taking into account the amount outstanding and rate applicable.

**e) Accounting for Taxes on Income:**

Provision for current tax is made in accordance with the Income tax laws prevailing for the relevant assessment year.

Deferred Tax for timing difference between tax profits and book profits is accounted for using the tax rates and laws that have been enacted or substantively enacted as on the Balance Sheet Date. Deferred tax assets are recognized to the extent there is reasonably certainty that these assets can be realized in future. Deferred tax assets are reviewed as at each Balance Sheet date to re- assess realization.



**N.B.I.INDUSTRIAL FINANCE COMPANY LIMITED**  
**NOTES TO THE FINANCIAL STATEMENTS**

**NOTE 2 SHARE CAPITAL**

|                                      |   | <b>As at<br/>31st March,2016</b> | <b>As at<br/>31st March,2015</b> |
|--------------------------------------|---|----------------------------------|----------------------------------|
|                                      |   | <b>₹</b>                         | <b>₹</b>                         |
| <b>Authorised :</b>                  |   |                                  |                                  |
| 1,00,00,000                          | (1,00,00,000) Equity Shares of Rs. 10/- each              | <b>100,000,000</b>               | 100,000,000                      |
|                                      |   | <b>100,000,000</b>               | 100,000,000                      |
| <b>Issued</b>                        |   |                                  |                                  |
| 1,229,529                            | ( 1,229,529) Equity Shares of Rs. 10/- each               | <b>12,295,290</b>                | 12,295,290                       |
|                                      |   | <b>12,295,290</b>                | 12,295,290                       |
| <b>Subscribed &amp; Fully Paid :</b> |   |                                  |                                  |
| 1,228,403                            | ( 1,228,403) Equity Shares of Rs. 10/- each fully paid up | <b>12,284,030</b>                | 12,284,030                       |
|                                      |   | <b>12,284,030</b>                | 12,284,030                       |

**a) Reconciliation of the number of Equity shares outstanding**

| Equity shares                           | <b>Nos.</b> | <b>Rs.</b>        | <b>Nos.</b> | <b>Rs.</b> |
|---|-------------|-------------------|-------------|------------|
| Balance as at the beginning of the year | 1,228,403   | <b>12,284,030</b> | 1,228,403   | 12,284,030 |
| Balance as at the end of the year       | 1,228,403   | <b>12,284,030</b> | 1,228,403   | 12,284,030 |

**b) Rights, preferences and restrictions attached to shares**

The Company has only one class of equity shares having a par value of Rs. 10/- per share. Each holder of equity share is entitled to one vote per share. Dividend, if any, proposed by the board of directors is subject to approval of the shareholders in the ensuing AGM. In the event of liquidation of the company, the holders of equity shares will be entitled to any of the remaining assets of the company after distribution of all preferential amounts in proportion to the no. of equity shares held by them

**c) Details of shareholder holding more than 5% Equity shares in the company**

| <b>S.No.</b> | <b>Name</b>                     | <b>No. of Shares held</b> | <b>No. of Shares held</b> |
|--------------|---------------------------------|---------------------------|---------------------------|
| 1            | Shree Capital Services Ltd.     | <b>236000</b>             | 236000                    |
| 2            | Digvijay Finlease Ltd.          | <b>235739</b>             | 235739                    |
| 3            | Shri Benu Gopal Bangur          | <b>104100</b>             | 104100                    |
| 4            | The Didwana Investment Co. Ltd. | <b>65394</b>              | 65394                     |
| 5            | The Laxmi Salt Co. Ltd.         | <b>62244</b>              | 62244                     |

**d) No shares have been allotted during the period of five years immediately preceding March 31, 2016 pursuant to contracts without payment received in cash or by way of bonus shares and there has been no buy back during the said period.**



**N.B.I.INDUSTRIAL FINANCE COMPANY LIMITED**  
**NOTES TO THE FINANCIAL STATEMENTS**

| Particulars   | As at<br>31st March,2016<br>₹ | As at<br>31st March,2015<br>₹ |
|---|-------------------------------|-------------------------------|
| <b>Note 3 Reserves and Surplus</b>                                |                               |                               |
| (a) Capital Reserve   |                               |                               |
| As per last account   | 55,255                        | 55,255                        |
| (b) Securities premium account                                    |                               |                               |
| As per last account   | 1,650,726                     | 1,650,726                     |
| (c) General Reserve   |                               |                               |
| As per last account   | 166,305,545                   | 76,305,545                    |
| Add : Transfer from Surplus in Statement of Profit & Loss Account | 25,000,000                    | 90,000,000                    |
|   | <u>191,305,545</u>            | <u>166,305,545</u>            |
| (d) Reserve Fund  |                               |                               |
| (As per Section 45-IC of RBI Act)                                 |                               |                               |
| Opening balance   | 25,715,400                    | 18,017,700                    |
| Add: Transferred from Surplus in Statement of Profit & Loss       | 6,825,600                     | 7,697,700                     |
| Closing balance   | <u>32,541,000</u>             | <u>25,715,400</u>             |
| (e) Surplus in the Statement of Profit and Loss                   |                               |                               |
| Opening balance   | 24,594,960                    | 83,804,195                    |
| Add: Profit for the year  | 34,127,754                    | 38,488,465                    |
| Less: Appropriations  |                               |                               |
| Transferred to Reserve Fund                                       | 6,825,600                     | 7,697,700                     |
| Less : Transfer to General Reserve                                | 25,000,000                    | 90,000,000                    |
| Closing balance   | <u>26,897,114</u>             | <u>24,594,960</u>             |
| <b>Total</b>  | <u><b>252,449,640</b></u>     | <u><b>218,321,886</b></u>     |



**N.B.I.INDUSTRIAL FINANCE COMPANY LIMITED**  
**NOTES TO THE FINANCIAL STATEMENTS**

**Note 4 - Long-Term Provisions**

| Particulars                                  | As at 31st March, 2016 | As at 31st March, 2015 |
|--|------------------------|------------------------|
|  | ₹                      | ₹                      |
| Employee benefits:                           |                        |                        |
| Gratuity                                     | 2,062,642              | 1,714,092              |
| Leave Salary                                 | 582,698                | 527,043                |
| Contingent Provision against Standard Assets | 77                     | 77                     |
| <b>Total</b>                                 | <b>2,645,417</b>       | <b>2,241,212</b>       |

**Note 5 Short-Term Borrowings**

**Secured**

|   |          |                |
|---|----------|----------------|
| Loans repayable on demand from Bank           | -        | 303,452        |
| (Secured by Pledge of Fixed Deposit Receipts) |          |                |
| <b>Total</b>                                  | <b>-</b> | <b>303,452</b> |

**Note 6 Other Current Liabilities**

|  |                |                |
|--|----------------|----------------|
| Other Payables:  |                |                |
| For Expenses   | 108,135        | 110,181        |
| Capital Repayable Under Capital Reduction Scheme - Unclaimed | 175,488        | 175,488        |
| Statutory Dues   | 10,151         | 9,559          |
| <b>Total</b>   | <b>293,774</b> | <b>295,228</b> |

**Note 7 Short - Term Provisions**

|  |               |               |
|--|---------------|---------------|
| Contingent Provision against Standard Assets | 66,311        | 66,311        |
| <b>Total</b>                                 | <b>66,311</b> | <b>66,311</b> |



**N.B.I.INDUSTRIAL FINANCE COMPANY LIMITED**  
**NOTES TO THE FINANCIAL STATEMENTS**

**Note - 8**  
**FIXED ASSETS**

| TANGIBLE ASSETS      | GROSS BLOCK |          |            |            | DEPRECIATION |                      |             |            | NET BLOCK  |            |
|----------------------|-------------|----------|------------|------------|--------------|----------------------|-------------|------------|------------|------------|
|                      | As at       | Addition | Deductions | As At      | Upto         | For the              | Adjustments | Upto       | As At      | As At      |
|                      | 01.04.2015  |          |            | 31.03.2016 | 31.03.2015   | Period               |             | 31.03.2016 | 31.03.2016 | 31.03.2015 |
|                      | ₹           | ₹        | ₹          | ₹          | ₹            | (Refer Note 22 & 23) | ₹           | ₹          | ₹          | ₹          |
| Furniture & Fixtures | 143,325     | -        | -          | 143,325    | 68,041       | 20,587               | -           | 88,628     | 54,697     | 75,284     |
| Office Equipments    | 81,087      | -        | -          | 81,087     | 76,281       | 1,086                | -           | 77,367     | 3,720      | 4,806      |
| Total                | 224,412     | -        | -          | 224,412    | 144,322      | 21,673               | -           | 165,995    | 58,417     | 80,090     |
| Previous year        | 208,485     | 15,927   | -          | 224,412    | 113,453      | 30,869               | -           | 144,322    | 80,090     | 95,032     |



**N.B.I.INDUSTRIAL FINANCE COMPANY LIMITED**  
**NOTES TO THE FINANCIAL STATEMENTS**

**Note 9 -Non-Current Investments**

Long Term

**Particulars**

**As at 31st March, 2016**

**As at 31st March, 2015**

**Other Investments**

**Investment in Equity Shares :**

**Quoted (Fully Paid-Up)**

|  | Face Value<br>Rs. | Number  | Value<br>Rs.      | Number  | Value<br>Rs.      |
|--|-------------------|---------|-------------------|---------|-------------------|
| Agro Tech Foods Ltd.                             | 10                | 1,500   | 657,962           | 1,500   | 657,962           |
| Bata India Ltd.                                  | 5                 | 1,000   | 453,084           | 500     | 453,084           |
| Clariant Chemicals (India) Ltd.                  | 10                | 3,641   | 2,371,877         | 4,150   | 2,703,745         |
| Colgate Palmolive ( India ) Ltd.                 | 1                 | 5,000   | 4,979,712         | -       | -                 |
| Foseco India Limited*                            | 10                | 8,887   | 2,854,455         | -       | -                 |
| Glaxo Smith Kline Consumer Health Care Ltd. *    | 10                | 3,905   | 2,930,539         | -       | -                 |
| HDFC Bank Ltd                                    | 2                 | 4,700   | 4,970,269         | 4,700   | 4,970,269         |
| Huhtamaki PPL Limited (The Paper Products Ltd.)* | 2                 | 122,050 | 10,331,389        | -       | -                 |
| India Nippon Electricals Limited *               | 10                | 50,372  | 5,585,230         | -       | -                 |
| J.K. Pharmachem Limited                          | 10                | 2,500   | 8,631             | 2,500   | 8,631             |
| Motherson Sumi Systems Ltd                       | 1                 | 49,950  | 12,498,470        | 33,300  | 12,498,470        |
| (16650 shares received as Bonus during the year) |                   |         |                   |         |                   |
| Regency Properties Limited                       | 10                | 1,000   | 10,000            | 1,000   | 10,000            |
| Sanathana Dharma Gurukulam Ltd.                  | 10                | 1,000   | 10,000            | 1,000   | 10,000            |
| Shree Cement Limited                             | 10                | 849,450 | 23,957,957        | 849,450 | 23,957,957        |
| Shree Synthetics Limited                         | 10                | 12,441  | 3,483             | 12,441  | 3,483             |
| Western India Commercial Co. Ltd.                | 100               | 2,105   | 116,460           | 2,105   | 116,460           |
| <b>Total</b>                                     |                   |         | <b>71,739,518</b> |         | <b>45,390,061</b> |

\* Inter - Class transfer from Current Investments on 01.10.2015

**Unquoted (Fully Paid -Up)**

**(A) In Associates**

|                           |    |         |                  |         |                  |
|---------------------------|----|---------|------------------|---------|------------------|
| The Laxmi Salt Co. Ltd.   | 10 | 150,000 | 1,804,500        | 150,000 | 1,804,500        |
| The Venkatesh Co. Limited | 10 | 116,550 | 7,693,054        | 116,550 | 7,693,054        |
| <b>Total (A)</b>          |    |         | <b>9,497,554</b> |         | <b>9,497,554</b> |

**(B) In Others**

|                                     |    |         |                    |         |                    |
|-------------------------------------|----|---------|--------------------|---------|--------------------|
| Alfa Buildhome Pvt. Ltd.            | 10 | 9,000   | 108,270            | 9,000   | 108,270            |
| Aqua infra Projects Ltd.            | 10 | 740,000 | 24,555,001         | 740,000 | 24,555,001         |
| Asish Creation Pvt. Ltd.            | 10 | 42,400  | 510,072            | 42,400  | 510,072            |
| Didu Investments Pvt. Ltd.          | 10 | 81,333  | 896,905            | 81,333  | 896,905            |
| Digvijay Finlease Limited           | 10 | 282,551 | 4,886,477          | 282,501 | 4,882,467          |
| Karmayog Properties Private Limited | 10 | 168,000 | 18,480,000         | 168,000 | 18,480,000         |
| Mannakrishna Investments Pvt. Ltd.  | 10 | 266,666 | 3,643,876          | 266,666 | 3,643,876          |
| Newa Investments Pvt. Limited       | 10 | 150,000 | 1,500,000          | 150,000 | 1,500,000          |
| Ragini Finance Ltd.                 | 10 | 221,000 | 20,872,055         | 221,000 | 20,872,055         |
| Rajesh Vantija Pvt. Ltd.            | 10 | 442,000 | 11,323,300         | 442,000 | 11,323,300         |
| Ramgopal Holdings Pvt. Ltd.         | 10 | 60,625  | 5,470,408          | 50,625  | 5,090,408          |
| Shree Cement Marketing Limited      | 10 | 9,000   | 90,450             | 9,000   | 90,450             |
| Shreecap Holdings Pvt. Ltd.         | 10 | 7,000   | 70,175             | 7,000   | 70,175             |
| Shree Capital Services Limited      | 10 | 247,860 | 5,064,118          | 247,860 | 5,064,118          |
| Tanushree Logistics Private Limited | 10 | 99,000  | 15,300,000         | 99,000  | 15,300,000         |
| <b>Total (B)</b>                    |    |         | <b>112,771,107</b> |         | <b>112,387,097</b> |
| <b>Total (A+B)</b>                  |    |         | <b>122,268,661</b> |         | <b>121,884,651</b> |



**Investment in Preference Shares****Unquoted (Fully Paid -Up)**

|                                    |     |        |           |        |           |
|------------------------------------|-----|--------|-----------|--------|-----------|
| Cem Logistics Pvt Ltd -9 % NCNCRPS | 100 | 25,000 | 2,500,000 | 25,000 | 2,500,000 |
|------------------------------------|-----|--------|-----------|--------|-----------|

**Investment in Bonds /Debentures****Quoted(Fully paid up)**

|  |       |   |   |       |            |
|--|-------|---|---|-------|------------|
| 0 % NABARD Bhavishya Nirman Bonds - 2018 | 20000 | - | - | 1,300 | 20,005,700 |
| 0 % NABARD Bhavishya Nirman Bonds - 2019 | 20000 | - | - | 175   | 2,507,925  |

**Total**

|   |            |
|---|------------|
| - | 22,513,625 |
|---|------------|

**GRAND TOTAL**

|             |             |
|-------------|-------------|
| 196,508,179 | 192,288,337 |
|-------------|-------------|

|  |            |            |
|--|------------|------------|
| Aggregate amount of quoted investments | 71,739,518 | 67,903,686 |
|--|------------|------------|

|  |             |             |
|--|-------------|-------------|
| Aggregate amount of unquoted investments | 124,768,661 | 124,384,651 |
|--|-------------|-------------|

|  |                |               |
|--|----------------|---------------|
| Aggregate market value of quoted investments | 10,654,687,816 | 4,819,978,063 |
|--|----------------|---------------|



**N.B.L INDUSTRIAL FINANCE COMPANY LIMITED**  
**NOTES TO THE FINANCIAL STATEMENTS**

**Note 12 Current Investments**

| Particulars   | As at 31st March, 2016 |            |              | As at 31st March, 2015 |              |
|---|------------------------|------------|--------------|------------------------|--------------|
|   | Face Value<br>Rs.      | Number     | Value<br>Rs. | Number                 | Value<br>Rs. |
| <b><u>Investment in Equity Shares</u></b>                         |                        |            |              |                        |              |
| <b>Quoted (Fully Paid-Up)</b>                                     |                        |            |              |                        |              |
| Foseco India Limited *  | 10                     | -          | -            | 8,887                  | 2,854,455    |
| Glaxo Smith Kline Consumer Health Care Ltd *                      | 10                     | -          | -            | 3,905                  | 2,930,539    |
| India Nippon Electricals Limited *                                | 10                     | -          | -            | 50,372                 | 5,585,230    |
| Huhtamaki PPL Limited (The Paper Products Ltd.)*                  | 2                      | -          | -            | 122,050                | 10,331,389   |
|   |                        |            | -            |                        | 21,701,613   |
| * Inter - Class transfer to Non-current Investments on 01.10.2015 |                        |            |              |                        |              |
| <b>Unquoted</b>   |                        |            |              |                        |              |
| <b>Investment in Mutual Funds</b>                                 |                        |            |              |                        |              |
| UTI Floating Rate Fund STP Regular Plan - Growth Plan             | 1,000                  | 10,137.023 | 24,536,822   | -                      | -            |
|   |                        |            | 24,536,822   | -                      | -            |
| Total of Current Investments                                      |                        |            | 24,536,822   |                        | 21,701,613   |
| Aggregate amount of quoted investments                            |                        |            | -            |                        | 21,701,613   |
| Aggregate amount of unquoted investments                          |                        |            | 24,536,822   |                        | -            |
| Aggregate market value of quoted investments                      |                        |            | -            |                        | 57,797,436   |



**N.B.L.INDUSTRIAL FINANCE COMPANY LIMITED**  
**NOTES TO THE FINANCIAL STATEMENTS**

| Particulars   | As at 31 March, 2016<br>₹ | As at 31 March, 2015<br>₹ |
|---|---------------------------|---------------------------|
| <b>Note 10 Deferred Tax Assets</b>  |                           |                           |
| <b>Deferred Tax Asset</b>   |                           |                           |
| Provision for Gratuity  | 637,356                   | 529,654                   |
| Provision for Leave Salary  | 180,054                   | 162,856                   |
| Difference between Book and Tax Depreciation                                | 34,645                    | 34,026                    |
| <b>Deferred Tax Asset</b>   | <b>852,055</b>            | <b>726,536</b>            |
| <b>Note 11 Long Term Loans and Advances</b><br>(Unsecured, considered good) |                           |                           |
| Security deposits   | 30,800                    | 30,800                    |
| <b>Total</b>  | <b>30,800</b>             | <b>30,800</b>             |
| <b>Note 13 Cash and Bank Balances</b>                                       |                           |                           |
| <b>Cash and Cash Equivalents</b>  |                           |                           |
| (a) Cash on hand  | 201,073                   | 201,073                   |
| (b) Balances with Scheduled banks   |                           |                           |
| (i) In current accounts   | 28,214                    | 72,193                    |
| (c) In Fixed deposit accounts - maturity less than three months.            | 16,520,995                | 16,039,219                |
| (Pledged with bank against overdraft)                                       |                           |                           |
| <b>Total</b>  | <b>16,750,282</b>         | <b>16,312,485</b>         |



**N.B.I.INDUSTRIAL FINANCE COMPANY LIMITED**  
**NOTES TO THE FINANCIAL STATEMENTS**

|  | As at 31st March, 2016<br>₹ | As at 31st March, 2015<br>₹ |
|--|-----------------------------|-----------------------------|
| <b>Note 14 Short-Term Loans and Advances</b> |                             |                             |
| (Unsecured, considered good)                 |                             |                             |
| Loan to Body Corporates                      | 25,500,000                  | -                           |
| Income Tax Advances(Net of Provisions)       | 1,613,891                   | 854,449                     |
| Advances to employees                        | 133,000                     | 120,250                     |
| Advance for Expenses                         | 542,382                     | 290,911                     |
| <b>Total</b>                                 | <b>27,789,273</b>           | <b>1,265,610</b>            |

|                                     |                  |                  |
|-------------------------------------|------------------|------------------|
| <b>Note 15 Other Current Assets</b> |                  |                  |
| (Unsecured, considered good)        |                  |                  |
| Dividend Receivable On Investments  | -                | 88,870           |
| Interest accrued on deposits        | 1,112,741        | 1,017,778        |
| Interest accrued On Loans           | 100,603          |                  |
| <b>Total</b>                        | <b>1,213,344</b> | <b>1,106,648</b> |



**N.B.I.INDUSTRIAL FINANCE COMPANY LIMITED**  
**NOTES TO THE FINANCIAL STATEMENTS**

| Particulars                              | For the year ended 31st<br>March, 2016<br>₹ | For the year ended 31st<br>March, 2015<br>₹ |
|--|---|---|
| <b>Note 16 Revenue From Operations</b>   |   |   |
| <b>INTEREST INCOME</b>                   |   |   |
| on Loan                                  | 1,139,014                                   | 241,127                                     |
| on IncomeTax Refund                      | 11,096                                      | 22,680                                      |
| on Fixed Deposits with Bank              | 1,358,999                                   | 1,470,316                                   |
|  | <b>2,509,109</b>                            | <b>1,734,123</b>                            |
| <b>Net gain on sale of Investments:</b>  |   |   |
| current investments                      | 836,822                                     | 810,249                                     |
| long-term investments                    | 1,198,931                                   | 25,963,055                                  |
|  | <b>2,035,753</b>                            | <b>26,773,304</b>                           |
| <b>Dividend income:</b>                  |   |   |
| from current investments                 | 885,390                                     | 1,232,441                                   |
| from long-term investments               | 32,870,509                                  | 19,617,670                                  |
|  | <b>33,755,899</b>                           | <b>20,850,111</b>                           |
| <b>Total</b>                             | <b>38,300,761</b>                           | <b>49,357,538</b>                           |
| <b>Note 17 Employee Benefits Expense</b> |   |   |
| Salaries and Allowances                  | 3,089,027                                   | 2,860,235                                   |
| Contributions to Provident Fund          | 224,242                                     | 194,268                                     |
| Gratuity                                 | 348,550                                     | 267,617                                     |
| Leave Salary                             | 55,654                                      | 63,693                                      |
| Staff Welfare expenses                   | 242,880                                     | 176,132                                     |
| <b>Total</b>                             | <b>3,960,353</b>                            | <b>3,561,945</b>                            |
| <b>Note 18 Finance Costs</b>             |   |   |
| Interest Expenses                        |   |   |
| Borrowings from Bank                     | 2,063                                       | 7,542                                       |
| <b>Total</b>                             | <b>2,063</b>                                | <b>7,542</b>                                |



**N.B.I.INDUSTRIAL FINANCE COMPANY LIMITED**  
**NOTES TO THE FINANCIAL STATEMENTS**

| Particulars   | For the year ended 31st<br>March, 2016<br>₹ | For the year ended 31st<br>March, 2015<br>₹ |
|---|---|---|
| <b>Note 19 Depreciation and Amortisation Expenses</b> |   |   |
| Depreciation on Tangible Assets                       | 21,673                                      | 30,869                                      |
| <b>Total</b>  | <b>21,673</b>                               | <b>30,869</b>                               |
| <b>Note 20 Other Expenses</b>                         |   |   |
| Rent  | 111,480                                     | 110,966                                     |
| Repairs - Others                                      | 11,890                                      | 12,166                                      |
| Rates and taxes                                       | 4,350                                       | 4,350                                       |
| Service Tax   | 8,186                                       | 4,481                                       |
| Communication Expenses                                | 213,028                                     | 269,599                                     |
| Travelling and Conveyance                             | 24,002                                      | 18,794                                      |
| Printing and stationery                               | 228,383                                     | 261,763                                     |
| Advertisement   | 49,240                                      | 36,437                                      |
| Directors Sitting Fee                                 | 56,450                                      | 36,250                                      |
| Legal and professional                                | 174,546                                     | 150,012                                     |
| Custodial Fees  | 26,310                                      | 13,482                                      |
| Listing Fees  | -   | 16,854                                      |
| Payments to auditors                                  |   |   |
| For - statutory audit                                 | 37,950                                      | 37,620                                      |
| For - tax audit fees                                  | 7,475                                       | 7,410                                       |
| For other services                                    | 39,968                                      | 13,000                                      |
| Miscellaneous expenses                                | 128,872                                     | 215,929                                     |
| <b>Total</b>  | <b>1,122,130</b>                            | <b>1,209,113</b>                            |
| <b>Note 21 Earnings Per Share (EPS)</b>               |   |   |
| Nominal value per Equity share                        | 10/-  | 10/-  |
| Net Profit after Tax                                  | 34,127,754                                  | 38,488,465                                  |
| Weighted average number of Equity Shares              | 1,228,403                                   | 1,228,403                                   |
| Basic and diluted Earning per share                   | 27.78                                       | 31.33                                       |



**N.B.I.INDUSTRIAL FINANCE COMPANY LIMITED**  
**NOTES TO THE FINANCIAL STATEMENTS**

- 22 Depreciation for the previous year includes a sum of Rs. 201/- on account of transition to Schedule-II of Companies Act, 2013 where the remaining useful life of the asset was nil.
- 23 Effective 1st April, 2014, the estimated useful lives of fixed assets were revised in keeping with the provisions of Schedule II to the Companies Act, 2013. Pursuant to the said revision in useful lives, depreciation expense for the previous year was higher and the profit before tax was lower by Rs. 10985/-.
- 24 There are no separate reportable segments as per Accounting Standard 17.
- 25 Related Party Disclosures (In accordance with AS-18)
- | <u>Name</u>               | <u>Relationship</u>                         |
|---------------------------|---|
| Key Management Personnel- |   |
| Mr. S. P. Kumar           | Manager and CFO with effect from 27.09.2014 |
- | <u>Details of Transactions</u> | <u>2015-16</u> | <u>2014-15</u> |
|--------------------------------|----------------|----------------|
| Remuneration                   | Rs. 9,30,527   | Rs. 4,86,170   |
- 26 Employee Benefit Expenses appearing in the Statement of Profit and Loss are net of service charges received from others Rs. 24000/- (Previous year- 24000/-)
- 27 Unabsorbed MAT for which future credit may be available amounts to Rs. 5067713/- (Previous Year Rs. 5168949/-)
- 28 Contingent Provision for Standard Assets was created in the earlier years at 0.25% of the standard assets in terms of the Notification No.DNBS.223/CGM (US) - 2011 dated 17th January 2011, issued by the Reserve Bank of India.
- 29 There is no amount due to Micro, Medium and Small enterprises nor there has been any delay in payment to such enterprises.
- 30 Previous year's figures have been regrouped/ rearranged wherever necessary.
- 31 Particulars required under Paragraph 13 of the Non Systematically Important Non-Banking Financial (Non-Deposit Accepting or Holding) Companies Prudential Norms (Reserve Bank) Directions, 2015 are given in the Annexure appended hereto.

In terms of our report of even date

**For LAKHOTIA & CO.**  
Chartered Accountants  
Firm Registration No. 313149E

**NARESH LAKHOTIA**  
Partner  
Membership No. 51249  
Kolkata, Dated the 30th May, 2016



*(Signature)*  
*(Signature)*  
*(Signature)*  
**Directors**

*(Signature)*  
**S.P. Kumar**  
**Manager & CFO**

# N.B.I.INDUSTRIAL FINANCE CO. LTD.

## ANNEXURE

(Referred to in Note 31 of the Financial Statements)

### SCHEDULE TO THE BALANCE SHEET OF A NON-DEPOSIT TAKING NON-BANKING FINANCIAL COMPANY

| PARTICULARS   | (Rs in Lakhs)<br>As on 31.03.2016 |                   |
|---|-----------------------------------|-------------------|
| <b>Liabilities side:</b>  |                                   |                   |
| <b>(1) Loans and advances availed by the NBFCs<br/>inclusive of interest accrued thereon but not paid:</b>          | Amount<br>Outstanding             | Amount<br>Overdue |
| (a) Debentures : Secured<br>: Unsecured<br>(other than falling within the<br>meaning of public deposits)            | NIL<br>NIL                        | NIL<br>NIL        |
| (b) Deferred Credits  | NIL                               | NIL               |
| (c) Term Loans  | NIL                               | NIL               |
| (d) Inter-corporate loans and borrowing   | NIL                               | NIL               |
| (e) Commercial Paper  | NIL                               | NIL               |
| (f) Other Loans-  | NIL                               | NIL               |
| <b>Assets side:</b>   |                                   |                   |
| <b>(2) Break-up of Loans and Advances including bills receivables<br/>[other than those included in (4) below]:</b> |                                   |                   |
| (a) Secured   | NIL                               | NIL               |
| (b) Unsecured   | 263.07                            | NIL               |
| <b>(3) Break up of Leased Assets and stock<br/>on hire and other assets<br/>counting towards AFC activities</b>     |                                   |                   |
| (i) Lease assets including lease rentals under sundry debtors:  |                                   |                   |
| (a) Financial lease   | NIL                               |                   |
| (b) Operating lease   | NIL                               |                   |
| (ii) Stock on hire including hire charges under sundry debtors:   |                                   |                   |
| (a) Assets on hire  | NIL                               |                   |
| (b) Repossessed Assets  | NIL                               |                   |
| (iii) Other loans counting towards AFC activities   |                                   |                   |
| (a) Loans where assets have been repossessed  | NIL                               |                   |
| (b) Loans other than (a) above  | NIL                               |                   |
| <b>(4) Break-up of Investments:</b>   |                                   |                   |
| <b>Current Investments:</b>   |                                   |                   |
| <b>1. Quoted:</b>   |                                   |                   |
| (i) Shares: (a) Equity  | NIL                               |                   |
| (b) Preference  | NIL                               |                   |
| (ii) Debentures and Bonds   | NIL                               |                   |
| (iii) Units of mutual funds   | NIL                               |                   |
| (iv) Government Securities  | NIL                               |                   |
| (v) Others (please specify)   | NIL                               |                   |
| <b>2. Unquoted:</b>   |                                   |                   |
| (i) Shares: (a) Equity  | NIL                               |                   |
| (b) Preference  | NIL                               |                   |
| (ii) Debentures and Bonds   | NIL                               |                   |
| (iii) Units of mutual funds   | 245.37                            |                   |
| (iv) Government Securities  | NIL                               |                   |
| (v) Others (Please specify)   | NIL                               |                   |



**Long Term investments:**

**1. Quoted:**

- (i) Share: (a) Equity  
(b) Preference  
(ii) Debentures and Bonds  
(iii) Units of mutual funds  
(iv) Government Securities  
(v) Others (Please specify)

717.40

## 2. Unquoted:

- (i) Shares: (a) Equity  
(b) Preference  
(ii) Debentures and Bonds  
(iii) Units of mutual funds  
(iv) Government Securities  
(v) Others (Please specify)

1222.69

25.00

NIL

NIL

III

III

**(5) Borrower group-wise classification of assets financed as in (2) and (3) above :**

| Category                             | Amount net of provisions |           |        |
|--------------------------------------|--------------------------|-----------|--------|
|                                      | Secured                  | Unsecured | Total  |
| <b>1. Related Parties</b>            |                          |           |        |
| (a) Subsidiaries                     | NIL                      | NIL       | NIL    |
| (b) Companies in the same group      | NIL                      | NIL       | NIL    |
| (c) Other related parties            | NIL                      | NIL       | NIL    |
| <b>2. Other than related parties</b> | NIL                      | 263.07    | 263.07 |
| <b>Total</b>                         | NIL                      | 263.07    | 263.07 |

(6) Investor group-wise classification of all investments (current and long term) in shares and securities (both quoted and unquoted):

| Category                        | Market Value /<br>Break up/<br>or fair value or NAV | Book Value<br>(Net of Provisions) |
|---------------------------------|---|-----------------------------------|
| 1. Related Parties              |   |                                   |
| (a) Subsidiaries                | NIL   | NIL                               |
| (b) Companies in the same group | NIL   | NIL                               |
| (c) Other related parties       | NIL   | NIL                               |
| 2. Other than related parties   | 115425.45   | 2210.45                           |
| Total                           | 115425.45   | 2210.45                           |

**(7) Other information**

| Particulars                                   | Amount |
|---|--------|
| (i) Gross Non-Performing Assets               |        |
| (a) Related parties                           | NIL    |
| (b) Other than related parties                | NIL    |
| (ii) Net Non-Performing Assets                |        |
| (a) Related parties                           | NIL    |
| (b) Other than related parties                | NIL    |
| (iii) Assets acquired in satisfaction of debt | NIL    |

As per our Report of even date attached herewith,

For LAKHOTA & CO.

Chartered Accountants

Firm Regn. No. 313149E

**NARESH LAKHOTIA**

## Partner

**Membership No. 51249**

Kolkata, Dated the 30th May, 2016

NIL

*[Signature]*

*[Signature]*

Purwarix

*[Signature]*

S.P. Kumar

Manager & CFO

Directors

Manager &amp; CFO



**N.B.I. INDUSTRIAL FINANCE COMPANY LIMITED**  
**Cash Flow Statement for the year ended 31 March, 2016**

| Particulars   | For the year ended<br>31 March, 2016 |                     | For the year ended<br>31 March, 2015 |              |
|---|--------------------------------------|---------------------|--------------------------------------|--------------|
|   | ₹                                    | ₹                   | ₹                                    | ₹            |
| <b>A. Cash flow from operating activities</b>                         |                                      |                     |                                      |              |
| Net Profit / (Loss) before tax  |                                      | <b>33,189,096</b>   |                                      | 43,003,638   |
| <u>Adjustments for:</u>   |                                      |                     |                                      |              |
| Depreciation and Amortisation Expenses                                | <b>21,673</b>                        |                     | 30,869                               |              |
| Finance costs   | <b>2,063</b>                         |                     | 7,542                                |              |
| Interest income   | <b>(2,509,109)</b>                   |                     | (1,734,123)                          |              |
| Dividend income   | <b>(33,755,899)</b>                  |                     | (20,850,111)                         |              |
| Net (gain) / loss on sale of investments                              | <b>(2,035,753)</b>                   | <b>(38,277,025)</b> | (26,773,304)                         | (49,319,127) |
| Operating profit / (loss) before working capital changes              |                                      | <b>(5,087,929)</b>  |                                      | (6,315,489)  |
| <u>Changes in working capital:</u>                                    |                                      |                     |                                      |              |
| Adjustments for (increase) decrease in operating assets:              |                                      |                     |                                      |              |
| Short-term loans and advances   | <b>(25,764,221)</b>                  |                     | 752,181                              |              |
| Other current assets  |                                      |                     | -                                    |              |
| Adjustments for increase (decrease) in operating liabilities:         |                                      |                     |                                      |              |
| Other Current Liabilities   | <b>(1,454)</b>                       |                     | 22,614                               |              |
| Long Term Provisions  | <b>404,205</b>                       | <b>(25,361,470)</b> | 331,309                              | 1,106,104    |
| Cash generated from operations  |                                      | <b>(30,449,399)</b> |                                      | (5,209,385)  |
| Net income tax (paid) / refunds                                       |                                      | <b>53,697</b>       |                                      | (4,344,124)  |
| <b>Net cash flow from / (used in) operating activities (A)</b>        |                                      | <b>(30,395,702)</b> |                                      | (9,553,509)  |
| <b>B. Cash flow from investing activities</b>                         |                                      |                     |                                      |              |
| Purchase of Fixed Assets  |                                      | -                   |                                      | (15,927)     |
| Sale of Current Investments   |                                      | <b>52,700,000</b>   |                                      | 87,137,104   |
| Purchase of Current Investments                                       |                                      | <b>(76,400,000)</b> |                                      | (84,150,000) |
| Purchase of long-term investments                                     |                                      | <b>(5,363,722)</b>  |                                      | (40,302,994) |
| Sale of long-term investments   |                                      | <b>24,044,424</b>   |                                      | 26,696,339   |
| Interest received   |                                      | <b>2,313,543</b>    |                                      | 1,450,060    |
| Dividend received on Investments                                      |                                      | <b>33,844,769</b>   |                                      | 20,761,241   |
| <b>Net cash flow from / (used in) investing activities (B)</b>        |                                      | <b>31,139,014</b>   |                                      | 11,575,823   |
| <b>C. Cash flow from financing activities</b>                         |                                      |                     |                                      |              |
| Increase / (Decrease) in Short Term Borrowings                        |                                      | <b>(303,452)</b>    |                                      | (883,703)    |
| Finance Costs   |                                      | <b>(2,063)</b>      |                                      | (7,542)      |
| <b>Net cash flow from / (used in) financing activities (C)</b>        |                                      | <b>(305,515)</b>    |                                      | (891,245)    |
| <b>Net increase / (decrease) in Cash and cash equivalents (A+B+C)</b> |                                      | <b>437,797</b>      |                                      | 1,131,069    |
| Cash and cash equivalents at the beginning of the year (Note -13)     |                                      | <b>16,312,485</b>   |                                      | 15,181,416   |
| <b>Cash and cash equivalents at the end of the year (Note -13)</b>    |                                      | <b>16,750,282</b>   |                                      | 16,312,485   |

Note:- The above Cash Flow Statement has been prepared under the "Indirect Method" as set out in Accounting Standard-3 "Cash Flow Statements".

In terms of our report attached.  
**For LAKHOTIA & CO.**  
Chartered Accountants  
Firm Regn. No. 313149E

**NARESH LAKHOTIA**  
Partner  
Membership No. 51249  
Kolkata, Dated the 30th May, 2016



*[Signatures]*  
**Directors**  
**Manager & CFO**

Form AOC - I  
**Statement containing salient features of the  
financial statement of associate companies**  
[Pursuant to first proviso to sub-section (3) of Section 129 read with rule 5 of the  
Companies (Accounts) Rules, 2014]

**Part "B": Associates and Joint Ventures**

Statement pursuant to Section 129(3) of the Companies Act, 2013 related to Associate Companies

| Sr. No. | Name of Associates  | The Venktesh Company Limited                               | The Laxmi Salt Company Limited                             |
|---------|---|--|--|
| 1       | Latest audited Balance Sheet Date   | See Note 23 to the Consolidated Financial Statements (CFS) | See Note 23 to the Consolidated Financial Statements (CFS) |
| 2       | Shares of Associate held by the Company on the year end                                 |  |  |
| i       | Number  | 116,550  | 150,000  |
| ii      | Amount of Investment in Associates (₹ in lakhs)   | 76.93  | 18.05  |
| iii     | Extent of Holding (%)   | 27.75  | 23.81  |
| 3       | Description of how there is significant influence                                       | Because of shareholding                                    | Because of shareholding                                    |
| 4       | Reason why the associate is not consolidated  | Not Applicable   | See Note 23 to the CFS                                     |
| 5       | Net worth attributable to Shareholding as per latest audited Balance Sheet (₹ in lakhs) | 1097.96  | See Note 23 to the CFS                                     |
| 6       | Profit / (Loss) for the year (₹ in lakhs)   | 243.07*  | See Note 23 to the CFS                                     |
| i       | Considered in consolidation (₹ in lakhs)  | 67.45**  | See Note 23 to the CFS                                     |
| ii      | Not Considered in consolidation (₹ in lakhs)  | NIL  | See Note 23 to the CFS                                     |



There is no associate / joint venture which is yet to commence operations.

There is no associate / joint venture which has been liquidated or sold during the year.

\* Represents total net profit of the Company.

\*\* Represents amount attributable to shareholding of the Company

S. P. Kumar  
Manager & CFO

  
  
Directors



**Independent Auditors' Report**

**To the Members of N.B.I Industrial Finance Company Limited**

**Report on the Consolidated Financial Statements**

1. We have audited the accompanying consolidated financial statements of **N.B.I Industrial Finance Company Limited** (hereinafter referred to as "the Company") and its associates, comprising of the Consolidated Balance Sheet as at 31st March, 2016, the Consolidated Statements of Profit and Loss, the Consolidated Cash Flow Statement for the year then ended, and a summary of significant accounting policies and other explanatory information prepared based on the relevant records (hereinafter referred to as "the consolidated financial statements").

**Management's Responsibility for the Consolidated Financial Statements**

2. The Company's Board of Directors is responsible for the preparation of these consolidated statements in terms of the requirements of the Companies Act, 2013 (hereinafter referred to as "the Act") that give a true and fair view of the consolidated financial position, consolidated financial performance and consolidated cash flows of the Company including its Associates in accordance with the accounting principles generally accepted in India, including the Accounting Standards specified under Section 133 of the Act, read with the Rule 7 of the Companies (Accounts) Rules, 2014. The Company's Board of Directors is also responsible for ensuring accuracy of records including financial information considered necessary for the preparation of consolidated financial statements. The respective Board of Directors of the Company and its associates are responsible for maintenance of adequate accounting records in accordance with the provisions of the Act for safeguarding the assets and for preventing and detecting frauds and other irregularities; the selection and application of appropriate accounting policies; making judgements and estimates that are reasonable and prudent; and the design, implementation and maintenance of adequate internal financial controls, that were operating effectively for ensuring the accuracy and completeness of the accounting records, relevant to the preparation and presentation of financial statements that give a true and fair view and are free from material misstatement, whether due to fraud or error, which have been used for the purpose of preparation of consolidated financial statements by the Directors of the Company, as aforesaid.

**Auditors' Responsibility**

3. Our responsibility is to express an opinion on these consolidated financial statements based on our audit. While conducting the audit, we have taken into account the provisions of the Act and the Rules made there under including the accounting standards and matters which are required to be included in the audit report.
4. We conducted our audit in accordance with the Standards on Auditing, specified under Section 143(10) of the Act and other applicable authoritative pronouncements issued by the Institute of Chartered Accountants of India. Those Standards and pronouncements require that we comply with ethical requirements and plan and perform the audit to obtain reasonable assurance about whether the consolidated financial statements are free from material misstatement.
5. An audit involves performing procedures to obtain audit evidence about the amounts and disclosures in the consolidated financial statements. The procedures selected depend on the auditor's judgment, including the assessment of the risks of material misstatement of the consolidated financial statements, whether due to fraud or error. In making those risk assessments, the auditor considers internal financial control relevant to the Company's preparation of the consolidated financial statements that give a true and fair view in order to design audit procedures that are appropriate in the circumstances. An audit also includes evaluating the appropriateness of the accounting policies used and the reasonableness of the accounting estimates made by the Company's Board of Directors, as well as evaluating the overall presentation of the consolidated financial statements.

6. We believe that the audit evidence obtained by us and the audit evidence obtained by the other auditors in terms of their reports referred to in sub-paragraph 8 of the Other Matter paragraph below, is sufficient and appropriate to provide a basis for our audit opinion on the consolidated financial statements.

#### **Opinion**

7. In our opinion and to the best of our information and according to the explanations given to us, the aforesaid consolidated financial statements give the information required by the Act in the manner so required and give a true and fair view in conformity with the accounting principles generally accepted in India, of the consolidated state of affairs of the Company and its associates as at 31<sup>st</sup> March, 2016 and their consolidated profit and their consolidated cash flows for the year ended on that date.


#### **Other Matter**

8. The consolidated financial statements include the share of net profits of Rs. 67,45,110/- for the year ended 31<sup>st</sup> March, 2016, as considered in the consolidated financial statements, in respect of one associate - The Venktesh Company Limited, based on the unaudited financial statements/financial information as provided to us by the Management and our opinion on the consolidated financial statements, in so far as it relates to the amounts and disclosures included in respect of the said associate, and our report in terms of sub-sections (3) and (11) of Section 143 of the Act, in so far as it relates to the aforesaid associate, is based solely on such unaudited financial statements/ financial information. The share of profit/loss of another associate- The Laxmi Salt Company Limited for the year ended 31<sup>st</sup> March, 2016 has not been incorporated in these consolidated financial statements due to the non availability of its financial statements for the financial year 2015-16 as on the date of signing of the consolidated financial statements as explained in Note No.23 to the Financial Statements.

Our opinion on the consolidated financial statements and our report on Other Legal and Regulatory Requirements below, is not modified in respect of the above matter with respect to the financial statements. financial information certified by the Management.

#### **Report on Other Legal and Regulatory Requirements**

9. As required by Section 143 (3) of the Act, we report, to the extent applicable, that:
- (a). We have sought and obtained all the information and explanations which to the best of our knowledge and belief were necessary for the purposes of our audit of the aforesaid consolidated financial statements.
  - (b). In our opinion, proper books of account as required by law relating to preparation of the aforesaid consolidated financial statements have been kept so far as it appears from our examination of those books and the financial statements/financial information certified by the management.
  - (c). The Consolidated Balance Sheet, the Consolidated Statement Profit and Loss and the Consolidated Cash Flow Statement dealt with by this Report are in agreement with the relevant books of account maintained for the purpose of preparation of the consolidated financial statements.
  - (d). In our opinion, the aforesaid consolidated financial statements comply with the Accounting Standards specified under Section 133 of the Act, read with Rule 7 of the Companies (Accounts) Rules, 2014.
  - (e). On the basis of the written representations received from the directors of the Company as on 31<sup>st</sup> March, 2016 taken on record by the Board of Directors of the Company and the information and explanations provided to us by the management in respect of the associates, none of the directors of the Company and its associates is disqualified as on 31<sup>st</sup> March, 2016 from being appointed as a director in terms of Section 164 (2) of the Act.



(f). With respect to the adequacy of the internal financial controls over financial reporting of the Company and its associates and the operating effectiveness of such controls, refer to our separate Report in "Annexure A"

(g). With respect to the other matters to be included in the Auditor's Report in accordance with Rule 11 of the Companies (Audit and Auditors) Rules, 2014, in our opinion and to the best of our information and according to the explanations given to us:

- i. The Company does not have any pending litigations which would impact its financial position.
- ii. The Company did not have any long-term contracts including derivative contracts for which there were any material foreseeable losses; and
- iii. There were no amounts which were required to be transferred to the Investor Education and Protection Fund by the Company.

**For Lakhotia & Co.**

*Chartered Accountants*

**Firm's Registration Number: 313149E**

**Naresh Lakhotia**

*Partner*

**Membership Number: 51249**

**Kolkata**

**Dated: 30<sup>th</sup> May, 2016**

**"ANNEXURE A" TO THE INDEPENDENT AUDITORS' REPORT ON THE CONSOLIDATED FINANCIAL STATEMENTS OF N.B.I. INDUSTRIAL FINANCE COMPANY LIMITED**

**Report on the Internal Financial Controls under Clause (i) of Sub-section 3 of Section 143 of the Companies Act, 2013 ("the Act")**

In conjunction with our audit of the consolidated financial statements for the year ended 31<sup>st</sup> March, 2016, We have audited the internal financial controls over financial reporting of **N.B.I. Industrial Finance Company Limited** (herein referred to as "the Company").

As regards 2 associate companies, incorporated in India, namely The Laxmi Salt Company Limited and The Venkatesh Company Limited, the corresponding report of the auditors and the audited financial statements for the year ended 31<sup>st</sup> March, 2016 are not available as on that date of signing the consolidated financial statements and as such this report does not cover the internal financial controls over financial reporting of the said associate companies.

**Management's Responsibility for Internal Financial Controls**

The Company's management is responsible for establishing and maintaining internal financial controls based on the internal control over financial reporting criteria established by the Company considering the essential components of internal control stated in the Guidance Note on Audit of Internal Financial Controls Over Financial Reporting issued by the Institute of Chartered Accountants of India ("ICAI"). These responsibilities include the design, implementation and maintenance of adequate internal financial controls that were operating effectively for ensuring the orderly and efficient conduct of its business, including adherence to company's policies, the safeguarding of its assets, the prevention and detection of frauds and errors, the accuracy and completeness of the accounting records, and the timely preparation of reliable financial information, as required under the Companies Act, 2013.

**Auditors' Responsibility**

Our responsibility is to express an opinion on the Company's internal financial controls over financial reporting based on our audit. We conducted our audit in accordance with the Guidance Note on Audit of Internal Financial Controls Over Financial Reporting (the "Guidance Note") and the Standards on Auditing, issued by ICAI and deemed to be prescribed under section 143(10) of the Companies Act, 2013, to the extent applicable to an audit of internal financial controls, both applicable to an audit of Internal Financial Controls and, both issued by the Institute of Chartered Accountants of India. Those Standards and the Guidance Note require that we comply with ethical requirements and plan and perform the audit to obtain reasonable assurance about whether adequate internal financial controls over financial reporting was established and maintained and if such controls operated effectively in all material respects.

Our audit involves performing procedures to obtain audit evidence about the adequacy of the internal financial controls system over financial reporting and their operating effectiveness. Our audit of internal financial controls over financial reporting included obtaining an understanding of internal financial controls over financial reporting, assessing the risk that a material weakness exists, and testing and evaluating the design and operating effectiveness of internal control based on the assessed risk. The procedures selected depend on the auditors' judgement, including the assessment of the risks of material misstatement of the financial statements, whether due to fraud or error.

We believe that the audit evidence we have obtained is sufficient and appropriate to provide a basis for our audit opinion on the Company's internal financial controls system over financial reporting.

**Meaning of Internal Financial Controls over Financial Reporting**

A company's internal financial control over financial reporting is a process designed to provide reasonable assurance regarding the reliability of financial reporting and the preparation of financial statements for external purposes in accordance with generally accepted accounting principles. A company's internal financial control over financial reporting includes those policies and procedures

that (1) pertain to the maintenance of records that, in reasonable detail, accurately and fairly reflect the transactions and dispositions of the assets of the company; (2) provide reasonable assurance that transactions are recorded as necessary to permit preparation of financial statements in accordance with generally accepted accounting principles, and that receipts and expenditures of the company are being made only in accordance with authorizations of management and directors of the company; and (3) provide reasonable assurance regarding prevention or timely detection of unauthorized acquisition, use, or disposition of the company's assets that could have a material effect on the financial statements.

**Inherent Limitations of Internal Financial Controls Over Financial Reporting**

Because of the inherent limitations of internal financial controls over financial reporting, including the possibility of collusion or improper management override of controls, material misstatements due to error or fraud may occur and not be detected. Also, projections of any evaluation of the internal financial controls over financial reporting to future periods are subject to the risk that the internal financial control over financial reporting may become inadequate because of changes in conditions, or that the degree of compliance with the policies or procedures may deteriorate.

**Opinion**

In our opinion, the Company has, in all material respects, an adequate internal financial controls system over financial reporting and such internal financial controls over financial reporting were operating effectively as at March 31, 2016, based on "the internal control over financial reporting criteria established by the Company considering the essential components of internal control stated in the Guidance Note on Audit of Internal Financial Controls Over Financial Reporting issued by the Institute of Chartered Accountants of India".

**For Lakhota & Co.**  
**Chartered Accountants**  
**Firm's Registration Number: 313149E**

**Naresh Lakhota**  
**Partner**  
**Membership Number: 51249**  
**Kolkata**  
**Dated: 30<sup>th</sup> May, 2016.**

**N.B.L INDUSTRIAL FINANCE COMPANY LIMITED**  
**Consolidated Balance Sheet as at 31 March, 2016**

| Particulars                    | Note | As at<br>31st March, 2016<br>₹ | As at<br>31st March, 2015<br>₹ |
|--------------------------------|------|--------------------------------|--------------------------------|
| <b>EQUITY AND LIABILITIES</b>  |      |                                |                                |
| <b>Shareholders' Fund</b>      |      |                                |                                |
| Share Capital                  | 2    | 12,284,030                     | 12,284,030                     |
| Reserves and Surplus           | 3    | 297,714,595                    | 218,321,886                    |
|                                |      | <b>309,998,625</b>             | <b>230,605,916</b>             |
| <b>Non-Current Liabilities</b> |      |                                |                                |
| Long-Term Provisions           | 4    | 2,645,417                      | 2,241,212                      |
|                                |      | <b>2,645,417</b>               | <b>2,241,212</b>               |
| <b>Current Liabilities</b>     |      |                                |                                |
| Short-Term Borrowings          | 5    | -                              | 303,452                        |
| Other Current Liabilities      | 6    | 293,774                        | 295,228                        |
| Short-Term Provisions          | 7    | 66,311                         | 66,311                         |
|                                |      | <b>360,085</b>                 | <b>664,991</b>                 |
| <b>TOTAL</b>                   |      | <b>313,004,127</b>             | <b>233,512,119</b>             |
| <b>ASSETS</b>                  |      |                                |                                |
| <b>Non-Current Assets</b>      |      |                                |                                |
| Fixed Assets                   | 8    | 58,417                         | 80,000                         |
| Tangible Assets                |      |                                |                                |
| Non-Current Investments        | 9    | 241,773,134                    | 192,288,337                    |
| Deferred Tax Assets            | 10   | 852,055                        | 726,500                        |
| Long-Term Loans and Advances   | 11   | 30,800                         | 30,800                         |
|                                |      | <b>242,714,406</b>             | <b>193,125,737</b>             |
| <b>Current Assets</b>          |      |                                |                                |
| Current Investments            | 12   | 24,536,822                     | 21,701,610                     |
| Cash and Bank Balances         | 13   | 16,750,282                     | 16,312,450                     |
| Short-Term Loans and Advances  | 14   | 27,789,273                     | 1,265,610                      |
| Other Current Assets           | 15   | 1,213,344                      | 1,106,648                      |
|                                |      | <b>70,289,721</b>              | <b>40,386,318</b>              |
| <b>TOTAL</b>                   |      | <b>313,004,127</b>             | <b>233,512,119</b>             |

Significant Accounting Policies  
Notes forming part of the financial statements

1  
2-34

in terms of our report attached  
For LAKHOTIA & CO.  
Chartered Accountants  
Firm Registration No. 313149P

**NARESH LAKHOTIA**  
Partner  
Membership No. 51249  
Kolkata, Dated the 30th May, 2016

Director

**S.P. Kumar**  
Manager & CFO

**N.B.I.INDUSTRIAL FINANCE COMPANY LIMITED****Consolidated Statement of Profit and Loss for the year ended 31 March, 2016**

| Particulars  | Note | For the year<br>ended<br>31 March 2016<br>₹ | For the year<br>ended<br>31 March 2015<br>₹ |
|--|------|---|---|
| <b>INCOME</b>  |      |   |   |
| Revenue from Operations  | 16   | <b>38,300,761</b>                           | 49,357,538                                  |
| <b>Total Revenue</b>   |      | <b>38,300,761</b>                           | <b>49,357,538</b>                           |
| <b>Expenses</b>  |      |   |   |
| Employee Benefits Expense  | 17   | <b>3,960,353</b>                            | 3,561,945                                   |
| Finance Costs  | 18   | <b>2,063</b>                                | 7,542                                       |
| Depreciation and Amortisation Expense                            | 19   | <b>21,673</b>                               | 30,869                                      |
| Other Expenses   | 20   | <b>1,122,130</b>                            | 1,209,113                                   |
| Donation   |      | -   | 1,500,000                                   |
| Securities Transaction Tax                                       |      | <b>5,446</b>                                | 44,431                                      |
| <b>Total Expenses</b>  |      | <b>5,111,665</b>                            | <b>6,353,900</b>                            |
| <b>Profit before tax</b>   |      | <b>33,189,096</b>                           | <b>43,003,638</b>                           |
| <b>Tax Expense:</b>  |      |   |   |
| Current Tax  |      | <b>77,000</b>                               | 4,620,000                                   |
| Tax relating to earlier years                                    |      | <b>(890,139)</b>                            | -   |
| Deferred Tax   |      | <b>(125,519)</b>                            | (104,827)                                   |
|  |      | <b>(938,658)</b>                            | 4,515,173                                   |
| <b>Profit After Tax for the year</b>                             |      | <b>34,127,754</b>                           | <b>38,488,465</b>                           |
| <b>Share of Net Profit of Associates</b>                         |      | <b>6,745,110</b>                            | -   |
| <b>Profit After Tax and Share of Associates</b>                  |      | <b>40,872,864</b>                           | <b>38,488,465</b>                           |
| <b>Basic &amp; Diluted Earnings per share (of Rs.10/- each):</b> | 21   | <b>33.27</b>                                | 31.33                                       |

Significant Accounting Policies

1

Notes forming part of the Consolidated Financial Statements

2-34

In terms of our report attached.

**For LAKHOTIA & CO.**

Chartered Accountants


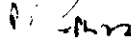


Firm Registration No. 313149E

**NARESH LAKHOTIA**

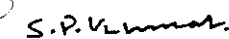
Partner

Membership No. 51249

Kolkata, Dated the 30th May, 2016

  
**Directors**

  
**Manager & CFO**

## **N.B.I. INDUSTRIAL FINANCE COMPANY LIMITED**

### **NOTES TO THE CONSOLIDATED FINANCIAL STATEMENTS**

#### **NOTE-1 SIGNIFICANT ACCOUNTING POLICIES**

**a) Basis of preparation**

- i These financial statements have been prepared in accordance with the generally accepted accounting principles in India under the historical cost convention on accrual basis and comply in all material aspects with the accounting standards specified under Section 133 of the Companies Act, 2013 ('the Act') read with Rule 7 of the Companies (Accounts) Rules, 2014 and the other relevant provisions of the Act (to the extent notified) and the guidelines issued by the Reserve Bank of India ('RBI') as applicable to a Non-Banking Finance Company ('NBFC').
- ii The Company has classified all its assets / liabilities into current / non-current based on the time frame of 12 months from the date of financial statements. Accordingly, assets/liabilities expected to be realized /settled within 12 months from the date of financial statements are classified as current and other assets/ liabilities are classified as non- current.

**b) Fixed Assets and Depreciation :**

- i Tangible Assets are stated at cost of acquisition and subsequent improvements thereto including taxes, duties and other incidental expenses related to acquisition net of accumulated depreciation.
- ii DEPRECIATION on Tangible Assets is provided on written down value basis over estimated useful life of the assets in accordance with Schedule II to the Act.

**c) Investments**

Investments intended to be held for not more than a year are classified as current investments. All other investments are classified as long-term investments. Current investments are carried at lower of cost and market/fair value category- wise basis. Long- term investments are carried at cost. Provision for diminution in value of long term investments, other than temporary, shall be made.

**d) Recognition of Income and Expenditure**

Revenues/Incomes and Costs/Expenditure are generally accounted on accrual basis, as they are earned or incurred. Dividend income is recognized when the right to receive is established. Interest income is recognized on time proportion basis taking into account the amount outstanding and rate applicable.

**e) Accounting for Taxes on Income**

Provision for current tax is made in accordance with the Income tax laws prevailing for the relevant assessment year.

Deferred Tax for timing difference between tax profits and book profits is accounted for using the tax rates and laws that have been enacted or substantively enacted as on the Balance Sheet date. Deferred tax assets are recognized to the extent there is reasonably certainty that these assets can be realized in future. Deferred tax assets are reviewed as at each Balance Sheet date to re- assess realization.

**f) Consolidation**

- i. Investment in associates where the Company holds more than 20% of equity, are accounted for using equity method as per Accounting Standard 23 – Accounting for Investments in Associates in Consolidated Financial Statements. The difference between the cost of investment in the associates and the share of net assets in the associates is identified in the financial statements as Goodwill or Capital Reserve as the case may be and included in the carrying amount of the investment as well as disclosed separately. Only share of net profits/losses of Associates is considered in Consolidated Statement of Profit and Loss. The carrying amount of the Investment in Associates is adjusted by the share of net profits/losses in the Consolidated Balance Sheet.

This being the first occasion when investment in associates is accounted for in Consolidated Financial Statements, the carrying amount of investment in associates has been brought to the amount that would have resulted had the equity method of accounting been followed since the acquisition of the associates. The corresponding adjustment in this regard has been made in the retained earnings in the consolidated financial statements.

- ii. List of Associates included in the consolidation are:

| Sl. No. | Name of Associate Company      | Ownership Interest |
|---------|--------------------------------|--------------------|
| 1       | The Laxmi Salt Company Limited | 23.81%             |
| 2       | The Venkatesh Company Limited  | 27.75%             |

**N.B.L. INDUSTRIAL FINANCE COMPANY LIMITED**  
**NOTES TO THE CONSOLIDATED FINANCIAL STATEMENTS**

**NOTE 2 SHARE CAPITAL**

|  | As at<br>31st March, 2016<br>₹ | As at<br>31st March, 2015<br>₹ |
|--|--------------------------------|--------------------------------|
| <b>Authorised :</b>  |                                |                                |
| 1,00,00,000 (1,00,00,000) Equity Shares of ₹ 10/- each           | 100,000,000                    | 100,000,000                    |
| <b>Issued</b>  | 100,000,000                    | 100,000,000                    |
| 1,229,529 (1,229,529) Equity Shares of ₹ 10/- each               | 12,295,290                     | 12,295,290                     |
| <b>Subscribed &amp; Fully Paid :</b>                             | 12,295,290                     | 12,295,290                     |
| 1,228,403 (1,228,403) Equity Shares of ₹ 10/- each fully paid up | 12,284,030                     | 12,284,030                     |
|  | 12,284,030                     | 12,284,030                     |

**a) Reconciliation of the number of Equity shares outstanding**

| Equity shares                           | Nos.      | Rs.        | Nos.      | Rs.        |
|---|-----------|------------|-----------|------------|
| Balance as at the beginning of the year | 1,228,403 | 12,284,030 | 1,228,403 | 12,284,030 |
| Balance as at the end of the year       | 1,228,403 | 12,284,030 | 1,228,403 | 12,284,030 |

**b) Rights, preferences and restrictions attached to shares**

The Company has only one class of equity shares having a par value of Rs. 10/- per share. Each holder of equity share is entitled to one vote per share. Dividend, if any, proposed by the board of directors is subject to approval of the shareholders in the ensuing AGM. In the event of liquidation of the company, the holders of equity shares will be entitled to one of the remaining assets of the company after distribution of all preferential amounts in proportion to the no. of equity shares held by them.

**c) Details of shareholder holding more than 5% Equity shares in the company**

| S.No. | Name                            | No. of Shares held | No. of Shares held |
|-------|---------------------------------|--------------------|--------------------|
| 1     | Shree Capital Services Ltd.     | 236000             | 236000             |
| 2     | Digvijay Finance Ltd.           | 235739             | 235739             |
| 3     | Shri Benu Gopal Bang            | 104100             | 104100             |
| 4     | The Didwana Investment Co. Ltd. | 65394              | 65394              |
| 5     | The Laxmi Salt Co. Ltd.         | 62244              | 62244              |

**d) No shares have been allotted during the period of five years immediately preceding March 31, 2016 pursuant to contracts without payment being received in cash or in way of bonus shares and there has been no buy back during the said period.**

**N.B.L.INDUSTRIAL FINANCE COMPANY LIMITED**  
**NOTES TO THE CONSOLIDATED FINANCIAL STATEMENTS**

| Particulars  | As at<br>31st March,2016<br>₹ | As at<br>31st March,2015<br>₹ |
|--|-------------------------------|-------------------------------|
| <b>Note 3 Reserves and Surplus</b>                                   |                               |                               |
| (a) Capital Reserve  |                               |                               |
| As per last account  | 55,255                        | 55,255                        |
| (b) Securities premium account                                       |                               |                               |
| As per last account  | 1,650,726                     | 1,650,726                     |
| (c) General Reserve  |                               |                               |
| As per last account  | 166,305,545                   | 76,305,545                    |
| Add : Transfer from Surplus in Statement of Profit & Loss Account    | 25,000,000                    | 90,000,000                    |
|  | <u>191,305,545</u>            | <u>166,305,545</u>            |
| (d) Reserve Fund   |                               |                               |
| (As per Section 45-IC of RBI Act)                                    |                               |                               |
| Opening balance  | 25,715,400                    | 18,017,700                    |
| Add: Transferred from Surplus in Statement of Profit & Loss          | 6,825,600                     | 7,697,700                     |
| Closing balance  | <u>32,541,000</u>             | <u>25,715,400</u>             |
| (e) Surplus in the Statement of Profit and Loss                      |                               |                               |
| Opening balance  | 24,594,960                    | 83,804,195                    |
| Add: Profit for the year   | 40,872,864                    | 38,488,465                    |
| Add: Share of Post acquisition profits of Associates upto 31.03.2015 | 38,519,845                    | -                             |
| Less: Appropriations   |                               |                               |
| Transferred to Reserve Fund  | 6,825,600                     | 7,697,700                     |
| Less : Transfer to General Reserve                                   | 25,000,000                    | 90,000,000                    |
| Closing balance  | <u>72,162,069</u>             | <u>24,594,960</u>             |
| <b>Total:</b>  | <u><b>297,714,595</b></u>     | <u><b>218,321,886</b></u>     |

**N.B.I. INDUSTRIAL FINANCE COMPANY LIMITED**  
**NOTES TO THE CONSOLIDATED FINANCIAL STATEMENTS**

**Note 4 - Long-Term Provisions**

| Particulars                                  | As at 31st March, 2016 | As at 31st March, 2015 |
|--|------------------------|------------------------|
|  | ₹                      | ₹                      |
| Employee benefits:                           |                        |                        |
| Gratuity                                     | 2,062,642              | 1,714,092              |
| Leave Salary                                 | 582,698                | 527,043                |
| Contingent Provision against Standard Assets | 77                     | 77                     |
| <b>Total</b>                                 | <b>2,645,417</b>       | <b>2,241,212</b>       |

**Note 5 Short-Term Borrowings**

**Secured**

|   |          |                |
|---|----------|----------------|
| Loans repayable on demand from Bank           | -        | 303,452        |
| (Secured by Pledge of Fixed Deposit Receipts) |          |                |
| <b>Total</b>                                  | <b>-</b> | <b>303,452</b> |

**Note 6 Other Current Liabilities**

**Other Payables:**

|  |                |                |
|--|----------------|----------------|
| For Expenses   | 108,135        | 110,181        |
| Capital Repayable Under Capital Reduction Scheme - Unclaimed | 175,488        | 175,488        |
| Statutory Dues   | 10,151         | 9,559          |
| <b>Total</b>   | <b>293,774</b> | <b>295,228</b> |

**Note 7 Short - Term Provisions**

|  |               |               |
|--|---------------|---------------|
| Contingent Provision against Standard Assets | 66,311        | 66,311        |
| <b>Total</b>                                 | <b>66,311</b> | <b>66,311</b> |

**N.B.INDUSTRIAL FINANCE COMPANY LIMITED**  
**NOTES TO THE CONSOLIDATED FINANCIAL STATEMENTS**

**Note - 8**  
**FIXED ASSETS**

| TANGIBLE ASSETS      | GROSS BLOCK    |          |            |                | DEPRECIATION   |                      |             |                | NET BLOCK     |               |
|----------------------|----------------|----------|------------|----------------|----------------|----------------------|-------------|----------------|---------------|---------------|
|                      | As at          | Addition | Deductions | As At          | Upto           | For the              | Adjustments | Upto           | As At         | As At         |
|                      | 01.04.2015     |          |            | 31.03.2016     | 31.03.2015     | Period               |             | 31.03.2016     | 31.03.2016    | 31.03.2015    |
|                      | ₹              | ₹        | ₹          | ₹              | ₹              | (Refer Note 25 & 26) | ₹           | ₹              | ₹             | ₹             |
| Furniture & Fixtures | 143,325        | -        | -          | 143,325        | 68,041         | 20,587               | -           | 88,628         | 54,697        | 75,284        |
| Office Equipments    | 81,087         | -        | -          | 81,087         | 76,281         | 1,086                | -           | 77,367         | 3,720         | 4,806         |
| <b>Total</b>         | <b>224,412</b> |          |            | <b>224,412</b> | <b>144,322</b> | <b>21,673</b>        |             | <b>165,995</b> | <b>58,417</b> | <b>80,090</b> |
| Previous year        | 208,485        | 15,927   | -          | 224,412        | 143,453        | 20,802               |             | 141,322        | 80,090        | 58,417        |



**N.B.I. INDUSTRIAL FINANCE COMPANY LIMITED**  
**NOTES TO THE CONSOLIDATED FINANCIAL STATEMENTS**

**Note 9 - Non-Current Investments**

Amount in Rs.

| Particulars  | As at 31st March, 2016 |               | As at 31st March, 2015 |                    |
|--|------------------------|---------------|------------------------|--------------------|
| <b>Other Investments</b>                               |                        |               |                        |                    |
| <b>Investment in Equity Shares of</b>                  | <b>Face Value</b>      | <b>Number</b> | <b>Value</b>           | <b>Number</b>      |
| <b>Quoted (Fully Paid-Up)</b>                          | <b>Rs.</b>             |               | <b>Rs.</b>             | <b>Rs.</b>         |
| Arcelormittals Ltd.                                    | 10                     | 1,500         | 657,962                | 1,500              |
| Bawal Chemicals Ltd.                                   | 5                      | 1,000         | 453,084                | 500                |
| Chennai Chemicals and Co. Ltd.                         | 10                     | 3,641         | 2,371,877              | 4,150              |
| Chengalpattu Industries Ltd.                           | 1                      | 5,000         | 4,979,712              | -                  |
| Esso Chemicals Limited                                 | 10                     | 8,887         | 2,854,455              | -                  |
| Evans Shanti-Kline Corporation (Coke Ltd.)*            | 10                     | 3,905         | 2,930,539              | -                  |
| HDCL Bank Ltd.   | 2                      | 4,700         | 4,970,269              | 4,700              |
| Industriak PPL Limited (The Paper Products Ltd.)*      | 2                      | 122,050       | 10,331,389             | -                  |
| India Support Services Limited                         | 10                     | 50,372        | 5,585,230              | -                  |
| K. K. Pharmaceuticals Ltd.                             | 10                     | 2,500         | 8,631                  | 2,500              |
| Moring Industries Systems Ltd.                         | 1                      | 49,950        | 12,498,470             | 33,300             |
| Oilfield Services (India) Ltd. (Formerly M/s. Oilserv) | 10                     | 1,000         | 10,000                 | 1,000              |
| Sankhya Overseas Pvt. Ltd.                             | 10                     | 1,000         | 10,000                 | 1,000              |
| Sankhya Overseas Pvt. Ltd.                             | 10                     | 1,000         | 10,000                 | 1,000              |
| Sankhya Overseas Pvt. Ltd.                             | 10                     | 849,450       | 23,957,957             | 849,450            |
| Sankhya Overseas Pvt. Ltd.                             | 10                     | 12,441        | 3,483                  | 12,441             |
| Western India Commercial Co. Ltd.                      | 10                     | 2,105         | 116,460                | 2,105              |
| <b>Total</b>   |                        |               | <b>71,739,518</b>      | <b>45,390,061</b>  |
| <b>Investment in Equity Shares of</b>                  |                        |               |                        |                    |
| <b>Unquoted (Fully Paid-Up)</b>                        |                        |               |                        |                    |
| <b>Of its Associates</b>                               |                        |               |                        |                    |
| Devi Exports Ltd.                                      | 10                     | 150,000       | 1,804,500              | 150,000            |
| Cost of Acquisition                                    |                        |               | 1,804,500              |                    |
| Net of Capital Reserve Retention (Ref. Note 1)         |                        |               |                        |                    |
| Acc. Share of Post-Acquisition Profit up to 31.3.2016  |                        |               | 7,529,891              |                    |
| Acc. Share of Profit for the FY 2015-16 (Ref. Note 1)  |                        |               | -                      |                    |
|  |                        |               | <b>9,334,391</b>       |                    |
| The Venkatesh Co. Ltd.                                 | 10                     | 116,550       | 7,693,054              | 116,550            |
| Cost of Acquisition                                    |                        |               | 7,693,054              |                    |
| Net of Capital Reserve Retention (Ref. Note 1)         |                        |               |                        |                    |
| Acc. Share of Post-Acquisition Profit up to 31.3.2016  |                        |               | 30,989,954             |                    |
| Acc. Share of Profit for the FY 2015-16 (Ref. Note 1)  |                        |               | 6,745,110              |                    |
|  |                        |               | <b>45,428,118</b>      |                    |
| <b>Total (A)</b>                                       |                        |               | <b>54,762,509</b>      | <b>9,497,554</b>   |
| <b>Of its Others</b>                                   |                        |               |                        |                    |
| Adi Promalliance Pvt. Ltd.                             | 10                     | 9,000         | 108,270                | 9,000              |
| Adi Promalliance Pvt. Ltd.                             | 10                     | 740,000       | 24,555,001             | 740,000            |
| Adi Promalliance Pvt. Ltd.                             | 10                     | 42,400        | 510,072                | 42,400             |
| Adi Promalliance Pvt. Ltd.                             | 10                     | 81,333        | 896,905                | 81,333             |
| Adi Promalliance Pvt. Ltd.                             | 10                     | 282,551       | 4,886,477              | 282,501            |
| Adi Promalliance Pvt. Ltd.                             | 10                     | 168,000       | 18,480,000             | 168,000            |
| Adi Promalliance Pvt. Ltd.                             | 10                     | 266,666       | 3,643,876              | 266,666            |
| Adi Promalliance Pvt. Ltd.                             | 10                     | 150,000       | 1,500,000              | 150,000            |
| Adi Promalliance Pvt. Ltd.                             | 10                     | 221,000       | 20,872,055             | 221,000            |
| Adi Promalliance Pvt. Ltd.                             | 10                     | 442,000       | 11,323,300             | 442,000            |
| Adi Promalliance Pvt. Ltd.                             | 10                     | 60,625        | 5,470,408              | 50,625             |
| Adi Promalliance Pvt. Ltd.                             | 10                     | 9,000         | 90,450                 | 9,000              |
| Adi Promalliance Pvt. Ltd.                             | 10                     | 7,000         | 70,175                 | 7,000              |
| Adi Promalliance Pvt. Ltd.                             | 10                     | 247,860       | 5,064,118              | 247,860            |
| Adi Promalliance Pvt. Ltd.                             | 10                     | 99,000        | 15,300,000             | 99,000             |
| <b>Total (B)</b>                                       |                        |               | <b>112,771,107</b>     | <b>112,387,097</b> |
| <b>Total (A+B)</b>                                     |                        |               | <b>167,533,616</b>     | <b>121,884,651</b> |

Investment in Preference SharesUnquoted (Fully Paid - Up)

|  |      |        |                  |        |                  |
|--|------|--------|------------------|--------|------------------|
| Cap Logistics PTE Ltd 10% Non-Cumulative | 1000 | 25,000 | <u>2,500,000</u> | 25,000 | <u>2,500,000</u> |
|--|------|--------|------------------|--------|------------------|

Investment in Bonds - DebenturesQuoted (Fully paid up)

|  |        |   |   |       |            |
|--|--------|---|---|-------|------------|
| 0.75% NABARD Bharatika National Bonds - 2018 | 200000 | - | - | 1,300 | 20,005,700 |
| 0.75% NABARD Bharatika National Bonds - 2019 | 200000 | - | - | 175   | 2,507,925  |

Total

|          |          |                   |
|----------|----------|-------------------|
| <u>-</u> | <u>-</u> | <u>22,513,625</u> |
|----------|----------|-------------------|

GRAND TOTAL

|                           |                           |
|---------------------------|---------------------------|
| <u><u>241,773,134</u></u> | <u><u>192,288,337</u></u> |
|---------------------------|---------------------------|

Aggregate amount of quoted investments

71,739,518

67,903,686

Aggregate amount of unquoted investments

170,033,616

124,384,651

Aggregate market value of quoted investments

10,654,687,816

4,819,978,063

**N.B.L.INDUSTRIAL FINANCE COMPANY LIMITED**  
**NOTES TO THE CONSOLIDATED FINANCIAL STATEMENTS**

| Particulars   | As at 31 March, 2016<br>₹ | As at 31 March, 2015<br>₹ |
|---|---------------------------|---------------------------|
| <b>Note 10 Deferred Tax Assets</b>  |                           |                           |
| <b>Deferred Tax Asset</b>   |                           |                           |
| Provision for Gratuity  | 637,356                   | 529,654                   |
| Provision for Leave Salary  | 180,054                   | 162,856                   |
| Difference between Book and Tax Depreciation                                | 34,645                    | 34,026                    |
| <b>Deferred Tax Asset</b>   | <b>852,055</b>            | <b>726,536</b>            |
| <b>Note 11 Long Term Loans and Advances</b><br>(Unsecured, considered good) |                           |                           |
| Security deposits   | 30,800                    | 30,800                    |
| <b>Total</b>  | <b>30,800</b>             | <b>30,800</b>             |
| <b>Note 13 Cash and Bank Balances</b>                                       |                           |                           |
| <b>Cash and Cash Equivalents</b>  |                           |                           |
| (a) Cash on hand  | 201,073                   | 201,073                   |
| (b) Balances with Scheduled banks   |                           |                           |
| (i) In current accounts   | 28,214                    | 72,193                    |
| (c) In Fixed deposit accounts - maturity less than three months.            | 16,520,995                | 16,039,219                |
| <b>Total</b>  | <b>16,750,282</b>         | <b>16,312,485</b>         |

**N.B.L. INDUSTRIAL FINANCE COMPANY LIMITED**  
**NOTES TO THE CONSOLIDATED FINANCIAL STATEMENTS**

**Note 12 Current Investments**

| Particulars   | As at 31st March, 2016 |            |              | As at 31st March, 2015 |              |
|---|------------------------|------------|--------------|------------------------|--------------|
|   | Face Value<br>Rs.      | Number     | Value<br>Rs. | Number                 | Value<br>Rs. |
| <b><u>Investment in Equity Shares</u></b>                         |                        |            |              |                        |              |
| <b>Quoted (Fully Paid-Up)</b>                                     |                        |            |              |                        |              |
| Graxo Summit Kine Consumer Health Care Ltd *                      | 10                     | -          | -            | 3,908                  | 2,950,839    |
| India Nippon Electronics Limited *                                | 10                     | -          | -            | 50,372                 | 5,585,230    |
| Huhtamaki PPF Limited (The Paper Products Ltd) *                  | 2                      | -          | -            | 122,050                | 10,331,389   |
|   |                        |            | -            |                        | 21,701,613   |
| * Inter - Class transfer to Non-current Investments on 01.10.2015 |                        |            |              |                        |              |
| <b>Unquoted</b>   |                        |            |              |                        |              |
| <b>Investment in Mutual Funds</b>                                 |                        |            |              |                        |              |
| UTI Floating Rate Fund SIP Regular Plan - Growth Plan             | 1,000                  | 10,137.023 | 24,536,822   | -                      | -            |
|   |                        |            | 24,536,822   | -                      | -            |
| Total of Current Investments                                      |                        |            | 24,536,822   |                        | 21,701,613   |
| Aggregate amount of quoted investments                            |                        |            | -            |                        | 21,701,613   |
| Aggregate amount of unquoted investments                          |                        |            | 24,536,822   |                        | -            |
| Aggregate market value of quoted investments                      |                        |            | -            |                        | 57,797,436   |



**N.B.I.INDUSTRIAL FINANCE COMPANY LIMITED**  
**NOTES TO THE CONSOLIDATED FINANCIAL STATEMENTS**

|  | As at 31st March, 2016<br>₹ | As at 31st March, 2015<br>₹ |
|--|-----------------------------|-----------------------------|
| <b>Note 14 Short-Term Loans and Advances</b> |                             |                             |
| (Unsecured, considered good)                 |                             |                             |
| Loan to Body Corporates                      | 25,500,000                  | -                           |
| Income Tax Advances(Net of Provisions)       | 1,613,891                   | 854,449                     |
| Advances to employees                        | 133,000                     | 120,250                     |
| Advance for Expenses                         | 542,382                     | 290,911                     |
| <b>Total</b>                                 | <b>27,789,273</b>           | <b>1,265,610</b>            |
| <b>Note 15 Other Current Assets</b>          |                             |                             |
| (Unsecured, considered good)                 |                             |                             |
| Dividend Receivable On Investments           | -                           | 88,870                      |
| Interest accrued on deposits                 | 1,112,741                   | 1,017,778                   |
| Interest accrued On Loans                    | 100,603                     |                             |
| <b>Total</b>                                 | <b>1,213,344</b>            | <b>1,106,648</b>            |

**N.B.INDUSTRIAL FINANCE COMPANY LIMITED**  
**NOTES TO THE CONSOLIDATED FINANCIAL STATEMENTS**

| Particulars                              | For the year ended 31st<br>March, 2016<br>₹ | For the year ended 31st<br>March, 2015<br>₹ |
|--|---|---|
| <b>Note 16 Revenue From Operations</b>   |   |   |
| <b>INTEREST INCOME</b>                   |   |   |
| on Loan                                  | 1,139,014                                   | 241,127                                     |
| on Income Tax Refund                     | 11,096                                      | 22,680                                      |
| on Fixed Deposits with Bank              | 1,358,999                                   | 1,470,316                                   |
|  | <b>2,509,109</b>                            | <b>1,734,123</b>                            |
| <b>Net gain on sale of Investments:</b>  |   |   |
| current investments                      | 836,822                                     | 810,249                                     |
| long-term investments                    | 1,198,931                                   | 25,963,055                                  |
|  | <b>2,035,753</b>                            | <b>26,773,304</b>                           |
| <b>Dividend income:</b>                  |   |   |
| from current investments                 | 885,390                                     | 1,232,441                                   |
| from long-term investments               | 32,870,509                                  | 19,617,670                                  |
|  | <b>33,755,899</b>                           | <b>20,850,111</b>                           |
| <b>Total</b>                             | <b>38,300,761</b>                           | <b>49,357,538</b>                           |
| <b>Note 17 Employee Benefits Expense</b> |   |   |
| Salaries and Allowances                  | 3,089,027                                   | 2,860,235                                   |
| Contributions to Provident Fund          | 224,242                                     | 194,268                                     |
| Gratuity                                 | 348,550                                     | 267,617                                     |
| Leave Salary                             | 55,654                                      | 63,693                                      |
| Staff Welfare expenses                   | 242,880                                     | 176,132                                     |
| <b>Total</b>                             | <b>3,960,353</b>                            | <b>3,561,945</b>                            |
| <b>Note 18 Finance Costs</b>             |   |   |
| Interest Expenses                        |   |   |
| Borrowings from Bank                     | 2,063                                       | 7,542                                       |
| <b>Total</b>                             | <b>2,063</b>                                | <b>7,542</b>                                |

**N.B. INDUSTRIAL FINANCE COMPANY LIMITED**  
**NOTES TO THE CONSOLIDATED FINANCIAL STATEMENTS**

| Particulars   | For the year ended 31st<br>March, 2016<br>₹ | For the year ended 31st<br>March, 2015<br>₹ |
|---|---|---|
| <b>Note 19 Depreciation and Amortisation Expenses</b> |   |   |
| Depreciation on Tangible Assets                       | <b>21,673</b>                               | 30,869                                      |
| <b>Total</b>  | <b>21,673</b>                               | 30,869                                      |
| <b>Note 20 Other Expenses</b>                         |   |   |
| Rent  | <b>111,480</b>                              | 110,966                                     |
| Repairs - Others                                      | <b>11,890</b>                               | 12,166                                      |
| Rates and taxes                                       | <b>4,350</b>                                | 4,350                                       |
| Service Tax   | <b>8,186</b>                                | 4,481                                       |
| Communication Expenses                                | <b>213,028</b>                              | 269,599                                     |
| Travelling and Conveyance                             | <b>24,002</b>                               | 18,794                                      |
| Printing and stationery                               | <b>228,383</b>                              | 261,763                                     |
| Advertisement   | <b>49,240</b>                               | 36,437                                      |
| Directors Sitting Fee                                 | <b>56,450</b>                               | 36,250                                      |
| Legal and professional                                | <b>174,546</b>                              | 150,012                                     |
| Custodial Fees  | <b>26,310</b>                               | 13,482                                      |
| Listing Fees  | -   | 16,854                                      |
| Payments to auditors                                  |   |   |
| For - statutory audit                                 | <b>37,950</b>                               | 37,620                                      |
| For - tax audit fees                                  | <b>7,475</b>                                | 7,410                                       |
| For other services                                    | <b>39,968</b>                               | 13,000                                      |
| Miscellaneous expenses                                | <b>128,872</b>                              | 215,929                                     |
| <b>Total</b>  | <b>1,122,130</b>                            | 1,209,113                                   |
| <b>Note 21 Earnings Per Share (EPS)</b>               |   |   |
| Nominal value per equity share                        | <b>10/-</b>                                 | 10/-  |
| Net Profit after Tax                                  | <b>40,872,864</b>                           | 38,488,465                                  |
| Weighted average number of Equity shares              | <b>1,228,403</b>                            | 1,228,403                                   |
| Basic and diluted Earning per share                   | <b>33.27</b>                                | 31.33                                       |

**N.B.I. INDUSTRIAL FINANCE COMPANY LIMITED**  
**NOTES TO THE CONSOLIDATED FINANCIAL STATEMENTS**

**Note 22** Additional information as required by Paragraph 2 of the General Instructions for Preparation of Consolidated Financial Statements to Schedule III to the Companies Act, 2013.

| Name of the entity                             | Net Assets i.e. total assets minus total liabilities |                    | Share in Profit or (Loss)             |                   |
|--|--|--------------------|---------------------------------------|-------------------|
|  | As % of consolidated net assets                      | Amount (Rs.)       | As % of consolidated Profit or (Loss) | Amount (Rs.)      |
| <b>Investor</b>                                |  |                    |                                       |                   |
| N.B.I. Industrial Finance Company Limited      | 82.33%   | 255,236,116        | 83.50%                                | 34,127,754        |
| <b>Associates</b>                              |  |                    |                                       |                   |
| The Laxmi Salt Company Limited (Refer Note 23) | 3.01%  | 9,334,391          | -                                     | -                 |
| The Venkatesh Company Limited                  | 14.66%   | 45,428,118         | 16.50%                                | 6,745,110         |
| <b>Sub-total</b>                               | <b>17.67%</b>  | <b>54,762,509</b>  | <b>16.50%</b>                         | <b>6,745,110</b>  |
| <b>Grand Total</b>                             | <b>100.00%</b>                                       | <b>309,998,625</b> | <b>100.00%</b>                        | <b>40,872,864</b> |

**Note 23** This is the first occasion that Consolidated Financial Statements are being prepared. Consolidation has been done on the basis of last available audited financial statements of the associate companies upto 31st March, 2015. As regards the share of net profits of an associate namely The Venkatesh Company Limited for the year ended 31st March, 2016, the same has been considered on the basis of the unaudited financial statements/financial information and the share of profit/loss of another associate namely The Laxmi Salt Co. Limited has not been considered due to non availability of its financial statements for the financial year 2015-16 on account of pendency of the Scheme of Demerger filed by the said company before the Hon'ble High Court at Calcutta effective from 1st April, 2015.

**Note 24** The Company does not have a subsidiary. However, Consolidated Financial Statements have been prepared for its associates in view of Explanation to Section 129(3) of the Companies Act, 2013.

**N.B.INDUSTRIAL FINANCE COMPANY LIMITED**  
**NOTES TO THE CONSOLIDATED FINANCIAL STATEMENTS**

- 25 Depreciation for the previous year includes a sum of Rs. 201/- on account of transition to Schedule-II of Companies Act, 2013 where the remaining useful life of the asset was nil.
- 26 Effective 1st April, 2014, the estimated useful lives of fixed assets were revised in keeping with the provisions of Schedule II to the Companies Act, 2013. Pursuant to the said revision in useful lives, depreciation expense for the previous year was higher and the profit before tax was lower by Rs. 10983/-.
- 27 There are no separate reportable segments as per Accounting Standard 17.
- 28 Related Party Disclosures (In accordance with AS-18)
- | <u>Name</u>                    | <u>Relationship</u>                            |
|--------------------------------|--|
| Key Management Personnel-      |  |
| Mr. S. P. Kumar                | Manager and CFO with effect from 27.09.2014    |
| <u>Details of Transactions</u> | <u>2015-16</u> <u>2014-15</u>                  |
| Remuneration                   | Rs. 9,30,527                      Rs. 4,89,170 |
- 29 Employee Benefit expenses appearing in the Statement of Profit and Loss are net of service charges received from others Rs. 24000/- (Previous year- 24000/-)
- 30 Unabsorbed MAT for which future credit may be available amounts to Rs. 5067713/- (Previous Year Rs. 5168949/-)
- 31 Contingent Provision for Standard Assets was created in the earlier years at 0.25% of the standard assets in terms of the Notification No.DNBS.223-CCM (US)-2011 dated 17th January 2011, issued by the Reserve Bank of India.
- 32 There is no amount due to Micro, Medium and Small enterprises nor there has been any delay in payment to such enterprises.
- 33 Previous year's figures have been regrouped/rearranged wherever necessary.
- 34 This being the first occasion that Consolidated Financial Statements are prepared, consolidated figures for the previous period are not presented and the figures for previous year relate only to the standalone entity and are therefore not comparable.

In terms of our report of even date

**For LAKHOTIA & CO.**  
Chartered Accountants  
Firm Registration No. 313149I

**NARESH LAKHOTIA**  
Partner  
Membership No. 51249  
Kolkata, Dated the 30th May, 2016

**Directors**

**S. P. Kumar.**  
**Manager & CFO**

**N.B.L. INDUSTRIAL FINANCE COMPANY LIMITED**  
**Consolidated Cash Flow Statement for the year ended 31 March, 2016**

| Particulars  | For the year ended<br>31 March, 2016 |              | For the year ended<br>31 March, 2015 |              |
|--|--------------------------------------|--------------|--------------------------------------|--------------|
|  | ₹                                    | ₹            | ₹                                    | ₹            |
| <b>A. Cash flow from operating activities</b>                          |                                      |              |                                      |              |
| Net Profit / (Loss) before tax   |                                      | 33,189,096   |                                      | 43,003,638   |
| <i>Adjustments for:</i>  |                                      |              |                                      |              |
| Depreciation and Amortisation Expenses                                 | 21,673                               |              | 30,869                               |              |
| Finance costs  | 2,063                                |              | 7,542                                |              |
| Interest income  | (2,509,109)                          |              | (1,734,123)                          |              |
| Dividend income  | (33,755,899)                         |              | (20,850,111)                         |              |
| Net gain / (loss) on sale of investments                               | (2,035,753)                          | (38,277,025) | (26,773,304)                         | (49,319,127) |
| Operating profit / (loss) before working capital changes               |                                      | (5,087,929)  |                                      | (6,315,489)  |
| <i>Changes in working capital:</i>                                     |                                      |              |                                      |              |
| <i>Adjustments for increase / (decrease) in operating assets:</i>      |                                      |              |                                      |              |
| Short-term loans and advances  | (25,764,221)                         |              | 752,181                              |              |
| Other current assets   | -                                    |              | -                                    |              |
| <i>Adjustments for increase / (decrease) in operating liabilities:</i> |                                      |              |                                      |              |
| Other current liabilities  | (1,454)                              |              | 22,614                               |              |
| Long term provisions   | 404,205                              | (25,361,470) | 331,309                              | 1,106,104    |
| Cash generated from operations   |                                      | (30,449,399) |                                      | (5,209,385)  |
| Net income tax paid / (refunds)  |                                      | 53,697       |                                      | (4,344,124)  |
| <b>Net cash flow from / (used in) operating activities (A)</b>         |                                      | (30,395,702) |                                      | (9,553,509)  |
| <b>B. Cash flow from investing activities</b>                          |                                      |              |                                      |              |
| Purchase of Fixed Assets   |                                      | -            |                                      | (15,927)     |
| Sale of Current investments  |                                      | 52,700,000   |                                      | 87,137,104   |
| Purchase of Current investments  |                                      | (6,400,000)  |                                      | (84,150,000) |
| Purchase of long term investments                                      |                                      | (5,363,722)  |                                      | (40,302,994) |
| Sale of long term investments  |                                      | 24,044,424   |                                      | 26,696,339   |
| Interest received  |                                      | 2,313,543    |                                      | 1,450,060    |
| Dividend received on investments                                       |                                      | 13,844,769   |                                      | 20,761,241   |
| <b>Net cash flow from / (used in) investing activities (B)</b>         |                                      | 31,139,014   |                                      | 11,575,823   |
| <b>C. Cash flow from financing activities</b>                          |                                      |              |                                      |              |
| Increase / (Decrease) in Short Term borrowings                         |                                      | (303,452)    |                                      | (883,703)    |
| Finance Costs  |                                      | (2,063)      |                                      | (7,542)      |
| <b>Net cash flow from / (used in) financing activities (C)</b>         |                                      | (305,515)    |                                      | (891,245)    |
| <b>Net increase / (decrease) in Cash and cash equivalents (A+B+C)</b>  |                                      | 437,797      |                                      | 1,131,069    |
| Cash and cash equivalents at the beginning of the year (Note -13)      |                                      | 16,312,485   |                                      | 15,181,416   |
| <b>Cash and cash equivalents at the end of the year (Note -13)</b>     |                                      | 16,750,282   |                                      | 16,312,485   |

Note: The above Cash Flow Statement

has been prepared under the "Indirect Method" as set out in

Accounting Standard-3 "Cash Flow Statements"

In terms of our report attached

For **LAKHOTIA & CO.**

Chartered Accountants

Firm Regn. No. 313145E

**NARESH LAKHOTIA**

Partner

Membership No. 51249

Kolkata, Dated the 5th May, 2016

Directors

Manager & CFO

## SECRETARIAL AUDIT REPORT

FOR THE FINANCIAL YEAR ENDED 31.03.2016

*[Pursuant to section 204(1) of the Companies Act, 2013 and rule No.9 of the Companies Appointment and Remuneration Personnel) Rules, 2014]*

To,

The Members,

**N.B.I. INDUSTRIAL FINANCE CO. LTD.**

21 Strand Road , Kolkata - 700 001

I have conducted the secretarial audit of the compliance of applicable statutory provisions and the adherence to good corporate practices by N.B.I.INDUSTRIAL FINANCE CO. LTD. (hereinafter called the company). Secretarial Audit was conducted in a manner that provided me a reasonable basis for evaluating the corporate conducts/statutory compliances and expressing my opinion thereon.

Based on my verification of N.B.I. INDUSTRIAL FINANCE CO. LTD books, papers, minute books, forms and returns filed and other records maintained by the company and also the information provided by the Company, its officers, agents and authorized representatives during the conduct of secretarial audit, I hereby report that in my opinion, the company has, during the audit period covering the financial year ended on 31.03.2016 generally complied with the statutory provisions listed hereunder and also that the Company has proper Board-processes and compliance-mechanism in place to the extent, in the manner and subject to the reporting made hereinafter:

I have examined the books, papers, minute books, forms and returns filed and other records maintained by the Company for the financial year ended on 31.03.2016 according to the provisions of:

- (i) The Companies Act, 2013 (the Act) and the rules made there-under;
- (ii) The Securities Contracts (Regulation) Act, 1956 ('SCRA') and the rules made there-under;
- (iii) The Depositories Act, 1996 and the Regulations and Bye-laws framed there-under;



(iv) Foreign Exchange Management Act, 1999 and the rules and regulations made there-under to the extent of Foreign Direct Investment, Overseas Direct Investment and External Commercial Borrowings. **Not Applicable;**

(v) The following Regulations and Guidelines prescribed under the Securities and Exchange Board of India Act, 1992 ('SEBI Act'):-

- (a) The Securities and Exchange Board of India ( Substantial Acquisition of Shares and Takeovers) Regulations, 2011;
- (b) The Securities and Exchange Board of India (Prohibition of Insider Trading) Regulations, 1992;
- (c) The Securities and Exchange Board of India ( Issue of Capital and Disclosure Requirements ) Regulations, 2009;
- (d) The Securities and Exchange Board of India ( Employee Stock Option Scheme and Employee Stock Purchase Scheme) Guidelines, 1999. **Not Applicable**;
- (e) The Securities and Exchange Board of India ( Issue and Listing of Debt Securities) Regulations, 2008. **Not Applicable**;
- (f) The Securities and Exchange Board of India ( Registrars to an Issue and Share Transfer Agents) Regulations, 1993 regarding the Companies Act and dealing with client;
- (g) The Securities and Exchange Board of India (Delisting of Equity Shares) Regulations, 2009. **Not Applicable**;
- (h) The Securities and Exchange Board of India (Buyback of Securities) Regulations, 1998 **Not Applicable**;

(vi) The Other laws, as informed and certified by the management of the Company which are specifically applicable to the Company based on their sector/industry are

- Professional Tax Act
- West Bengal Shop and Establishment Act, 1963
- The Employees Provident Funds and Miscellaneous Provisions Act, 1952
- Reserve Bank of India Act, 1934.

I have also examined compliance with the applicable clauses of the following:

- (i) Secretarial Standards issued by The Institute of Company Secretaries of India
- (ii) The Company was earlier Listed with The Delhi Stock Exchange Ltd. (DSE). DSE has since been derecognized by SEBI.

During the period under review the Company has complied with the provisions of the Act, Rules, Regulations, Guidelines, Standards, etc. mentioned above subject to the following observations:

Chaturvedi

*The Company has no Company Secretary.*

As per management of the Company, earlier it was required to comply with the Act(s)

I further report that

The Board of Directors of the Company is duly constituted with proper balance of Non-Executive Directors & Independent Directors. Though the Company has no Executive Director but they have Manager & CFO. There was no changes in the composition of the Board of Directors.

Adequate notice is given to all directors to schedule the Board Meetings, agenda and detailed notes on agenda were sent at least seven days in advance, and a system exists for seeking and obtaining further information and clarifications on the agenda items before the meeting and for meaningful participation at the meeting.

All decisions at the Board Meetings are carried out unanimously as recorded in the Minutes of the Meeting of the Board of Directors.

I further report that there are adequate systems and processes in the company commensurate with the size and operations of the company to monitor and ensure compliance with applicable laws, rules, regulations and guidelines.

Place: Kolkata

Date: 30/05/2016

Signature:



Name of Company Secretary in practice- Mukesh Chaturvedi

ACS No.10213

C P No.:3390

