

Circular

Department: Compliance	
Download Ref No: NSE/COMP/64140	Date: September 25, 2024
Circular Ref. No: 69/2024	

To All Trading Members,

Sub: Request for Status Report

This has reference to Exchange Circular reference no. NSE/COMP/25989 dated February 26, 2014 regarding requests for the Status Reports.

All the Trading Members are hereby informed that w.e.f. September 26, 2024 the existing functionality for submitting status report request through old ENIT will be migrated to new ENIT.

Kindly use the below path to submit a request for status report:
ENIT-COMPLIANCE-NEW > Compliance > Status Report.

The User Manual is annexed for reference.

All Trading Members are advised to take note of the above

For any support, please reach out to the helpdesk on 1800 266 0050 (Select IVR option 3) or email at memcompliance_support@nse.co.in

For and on behalf of
National Stock Exchange of India Limited

Swati Sopare
Chief Manager

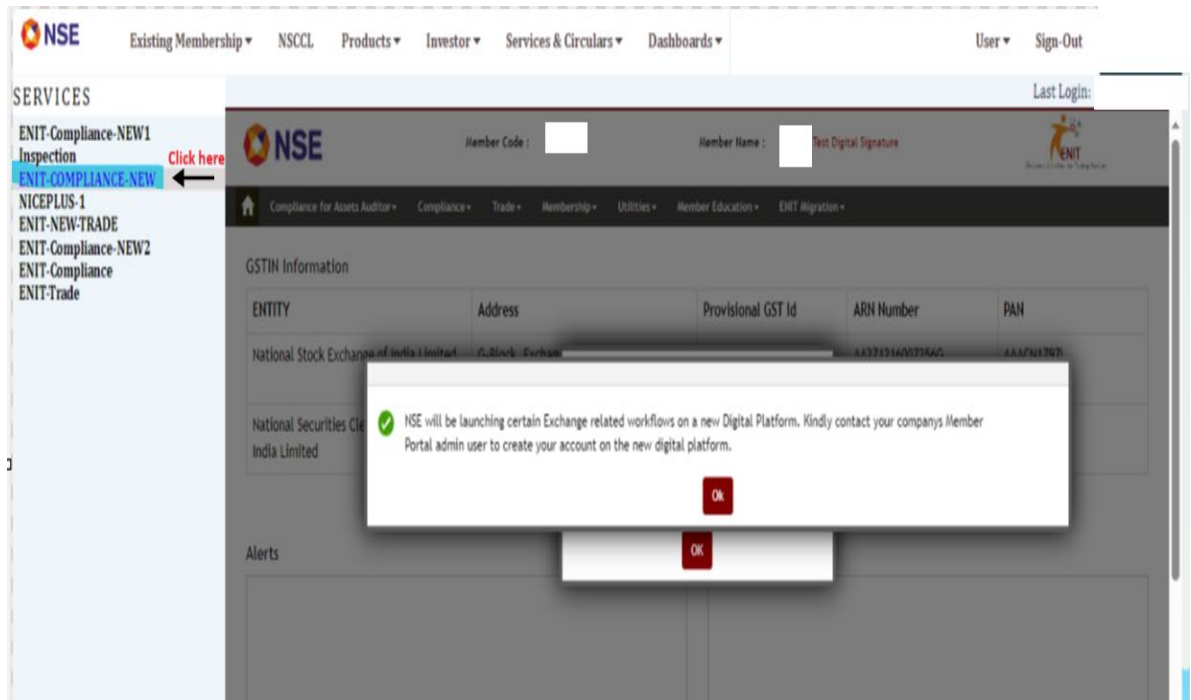
Circular

ANNEXURE – A

USER MANUAL – STATUS REPORT

1. Navigate to Status Report request page:

- Login to ENIT - <https://enit.nseindia.com/MemberPortal/> with correct member credentials
- Click on ENIT-COMPLIANCE-NEW > Compliance > Status Reports

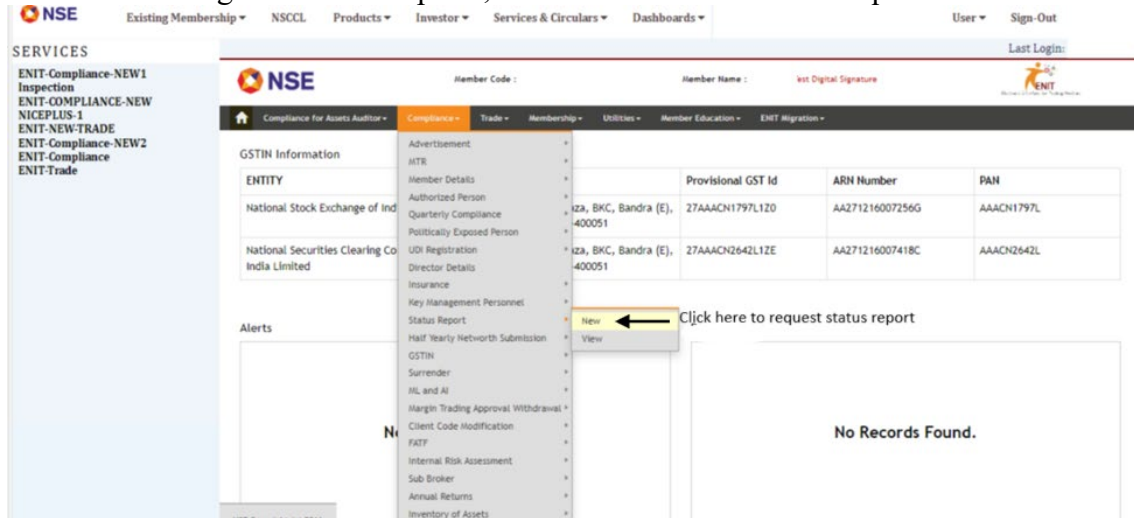


The screenshot displays the NSE ENIT Member Portal interface. On the left, a 'SERVICES' menu lists various options, with 'ENIT-COMPLIANCE-NEW' highlighted and a red arrow pointing to it, accompanied by the text 'Click here'. The main content area shows the 'GSTIN Information' section with a table containing details for the National Stock Exchange of India Limited. A system message box is overlaid on the page, stating: 'NSE will be launching certain Exchange related workflows on a new Digital Platform. Kindly contact your company's Member Portal admin user to create your account on the new digital platform.' The message box includes an 'OK' button.

ENTITY	Address	Provisional GST Id	ARN Number	PAN
National Stock Exchange of India Limited	Plot Block, C-Block		AA3713140037KAG	AAAFN1367I

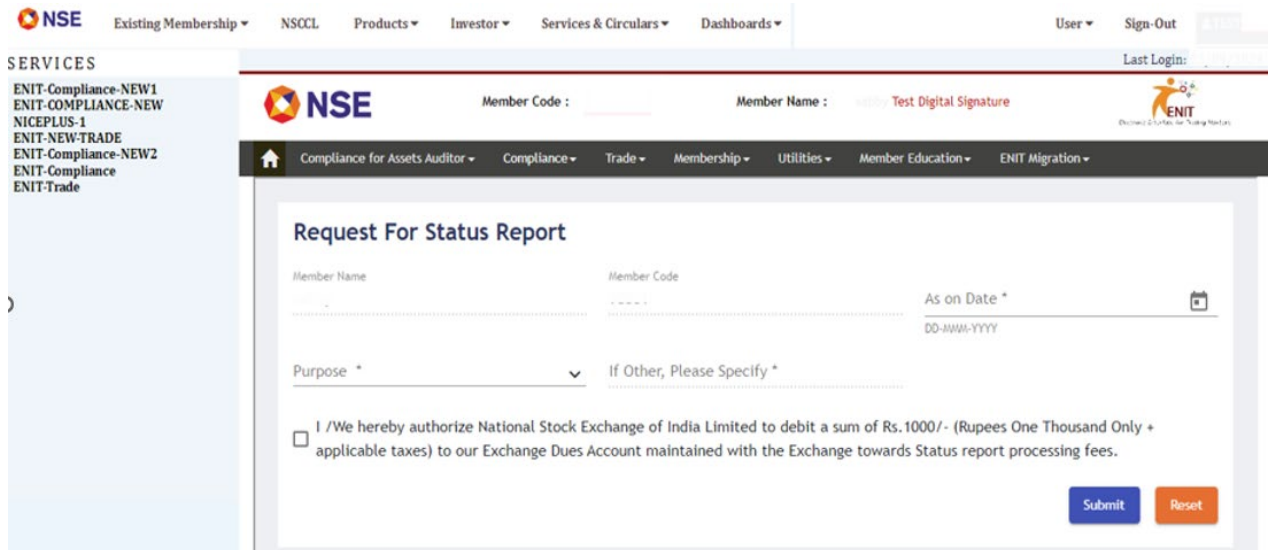
Circular

2. After clicking on “Status Report”, click on NEW to raise the request.



The screenshot shows the NSE ENIT portal interface. The left sidebar lists various services, including 'ENIT-Compliance-NEW1', 'ENIT-Compliance-NEW2', and 'ENIT-Trade'. The main content area displays a table with columns for 'Provisional GST Id', 'ARN Number', and 'PAN'. The 'Status Report' menu item is highlighted with a yellow box, and an arrow points to it with the text 'Click here to request status report'.

3. Fill in the details :

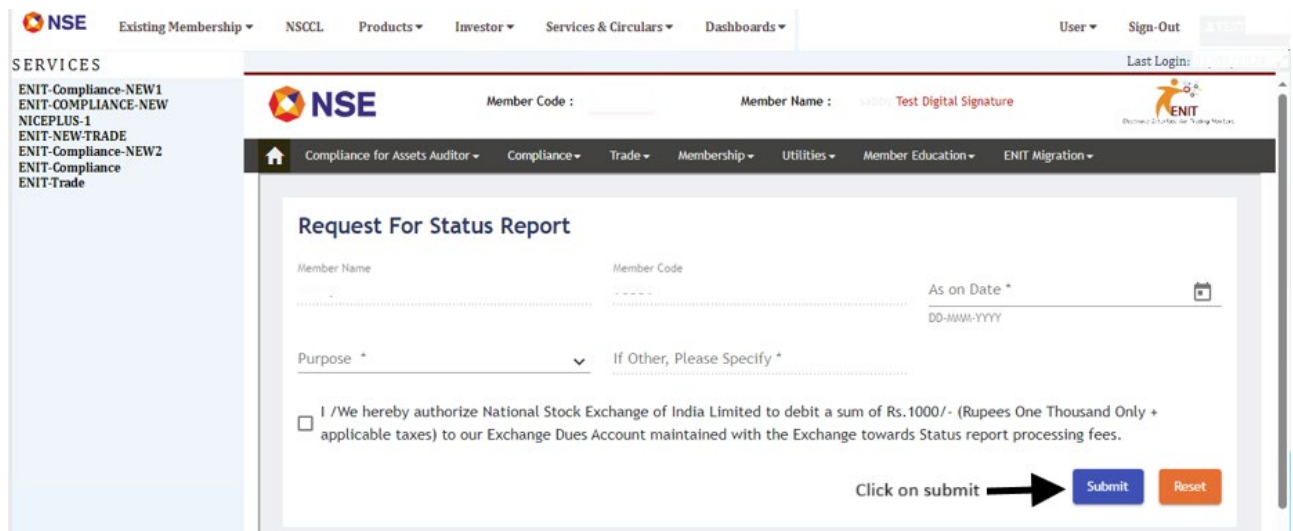


The screenshot shows the 'Request For Status Report' form in the NSE ENIT portal. The form includes the following fields and elements:

- Member Name**: Text input field.
- Member Code**: Text input field.
- As on Date ***: Date selection field with a calendar icon.
- Purpose ***: Dropdown menu.
- If Other, Please Specify ***: Text input field.
- Authorization**: A checkbox followed by the text: "I / We hereby authorize National Stock Exchange of India Limited to debit a sum of Rs.1000/- (Rupees One Thousand Only + applicable taxes) to our Exchange Dues Account maintained with the Exchange towards Status report processing fees."
- Buttons**: 'Submit' and 'Reset' buttons at the bottom right.

Circular

- Click on 'Submit' after filling the details:



NSE Existing Membership ▾ NSCCL Products ▾ Investor ▾ Services & Circulars ▾ Dashboards ▾

Services
ENIT-Compliance-NEW1
ENIT-COMPLIANCE-NEW
NICEPLUS-1
ENIT-NEW-TRADE
ENIT-Compliance-NEW2
ENIT-Compliance
ENIT-Trade

Member Code : Member Name : Test Digital Signature

Compliance for Assets Auditor ▾ Compliance ▾ Trade ▾ Membership ▾ Utilities ▾ Member Education ▾ ENIT Migration ▾

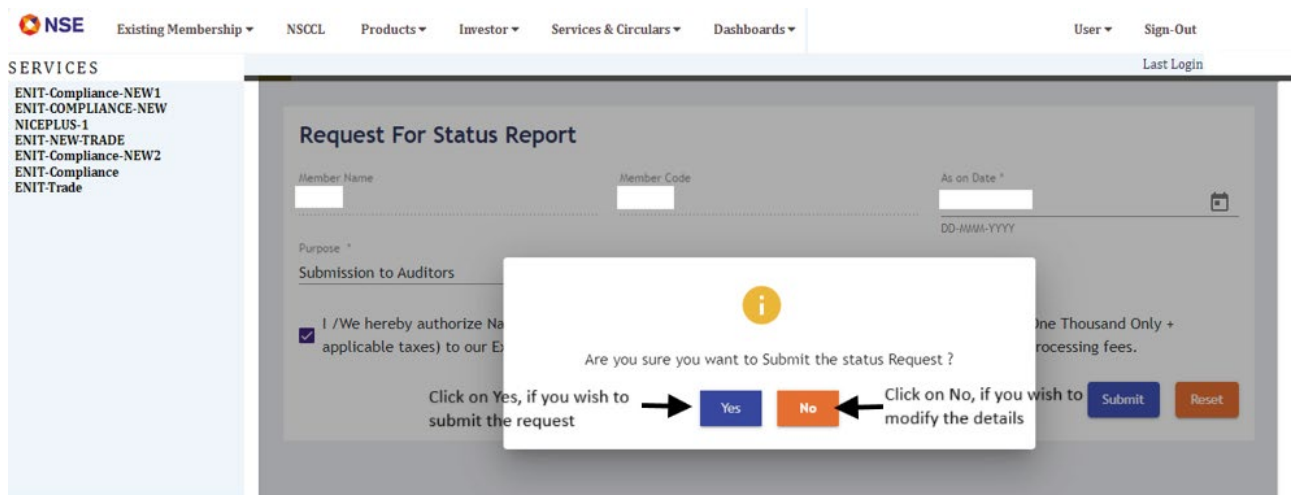
Request For Status Report

Member Name Member Code As on Date *

Purpose * If Other, Please Specify *

☐ I /We hereby authorize National Stock Exchange of India Limited to debit a sum of Rs.1000/- (Rupees One Thousand Only + applicable taxes) to our Exchange Dues Account maintained with the Exchange towards Status report processing fees.

Click on submit → **Submit** **Reset**



NSE Existing Membership ▾ NSCCL Products ▾ Investor ▾ Services & Circulars ▾ Dashboards ▾

Services
ENIT-Compliance-NEW1
ENIT-COMPLIANCE-NEW
NICEPLUS-1
ENIT-NEW-TRADE
ENIT-Compliance-NEW2
ENIT-Compliance
ENIT-Trade

Member Name Member Code As on Date *

Purpose * Submission to Auditors

☒ I /We hereby authorize National Stock Exchange of India Limited to debit a sum of Rs.1000/- (Rupees One Thousand Only + applicable taxes) to our Exchange Dues Account maintained with the Exchange towards Status report processing fees.

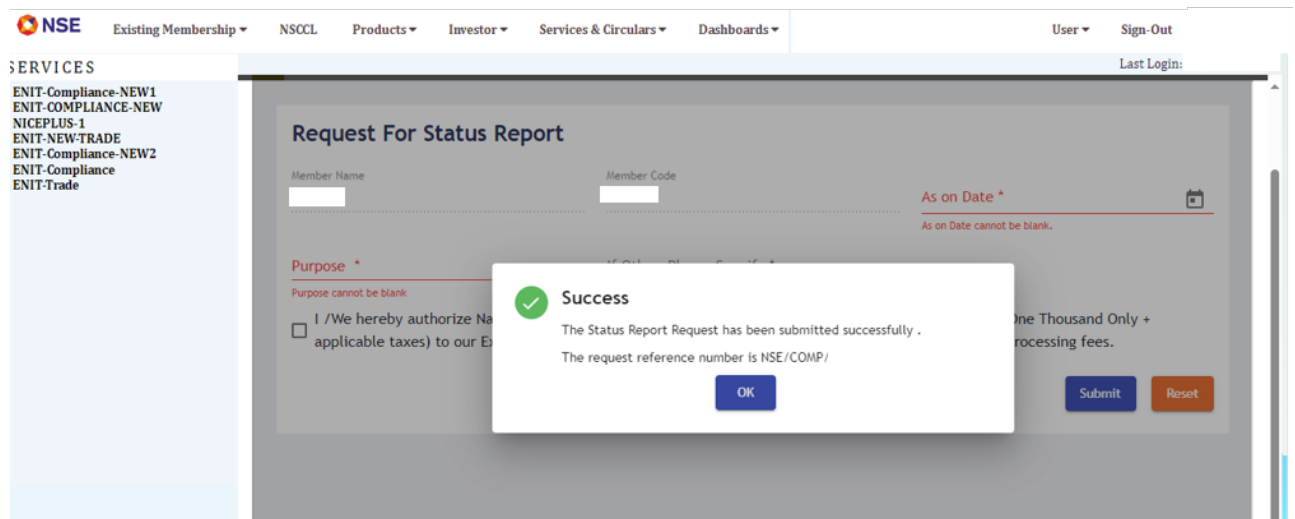
Are you sure you want to Submit the status Request ?

Click on Yes, if you wish to submit the request → **Yes** **No** ← Click on No, if you wish to modify the details

Submit **Reset**

Circular

5. Status report reference number will be generated upon successful submission of the request.



The screenshot displays the NSE portal interface. The top navigation bar includes links for Existing Membership, NSCCL, Products, Investor, Services & Circulars, and Dashboards. The left sidebar lists various services under the heading 'SERVICES'. The main content area is titled 'Request For Status Report' and contains a form with fields for Member Name, Member Code, and As on Date. A success message overlay is visible, stating: 'Success. The Status Report Request has been submitted successfully. The request reference number is NSE/COMP/'. The form also includes a checkbox for authorization and buttons for Submit and Reset.

NSE Existing Membership NSCCL Products Investor Services & Circulars Dashboards User Sign-Out Last Login:

SERVICES

- ENIT-Compliance-NEW1
- ENIT-COMPLIANCE-NEW
- NICEPLUS-1
- ENIT-NEW-TRADE
- ENIT-Compliance-NEW2
- ENIT-Compliance
- ENIT-Trade

Request For Status Report

Member Name Member Code As on Date *

Purpose *

☐ I /We hereby authorize NSE to collect the applicable taxes) to our Es

Success

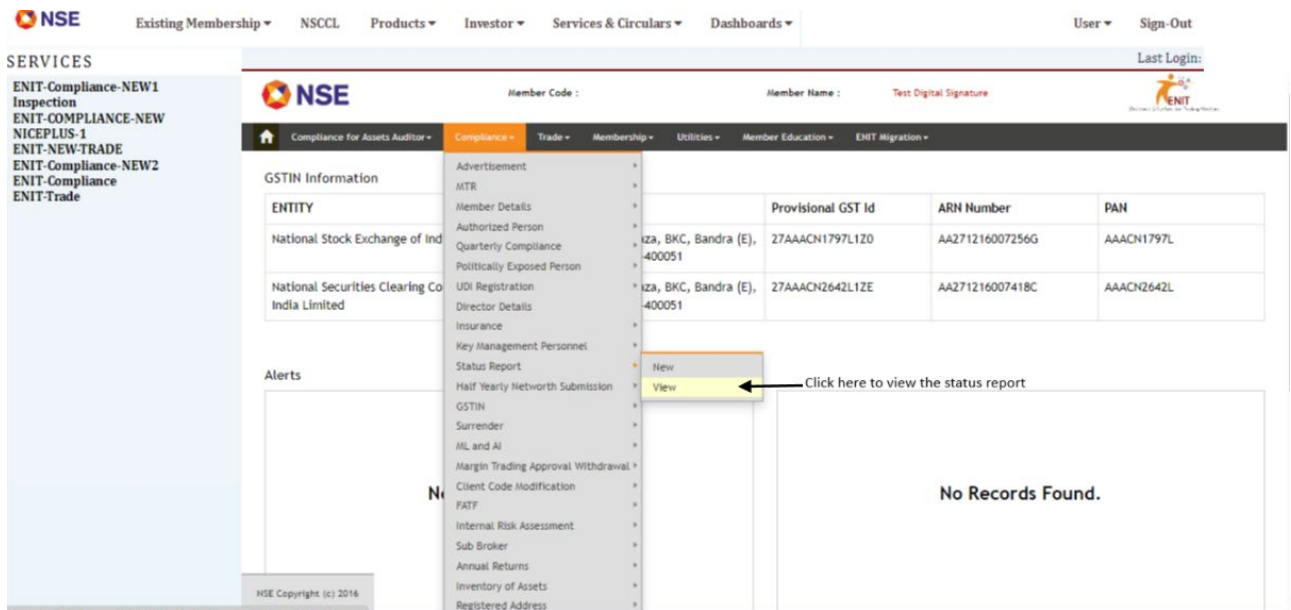
The Status Report Request has been submitted successfully .

The request reference number is NSE/COMP/

OK **Submit** **Reset**

Circular

- Once the status report is processed by the Exchange, an email intimation shall be sent to the Compliance officer and the report shall be available under ENIT-Compliance-New > Compliance > Status reports > View.



The screenshot displays the NSE ENIT-Compliance-New portal. The top navigation bar includes links for Existing Membership, NSCCL, Products, Investor, Services & Circulars, and Dashboards. The left sidebar lists various services, including ENIT-Compliance-NEW1, ENIT-Compliance-NEW2, and ENIT-Trade. The main content area shows a table with columns for Provisional GST Id, ARN Number, and PAN. A 'View' button is highlighted in the table, with an arrow pointing to it and the text 'Click here to view the status report'. The table also displays 'No Records Found.' for the Status Report section.

Provisional GST Id	ARN Number	PAN
27AAACN1797L1Z0	AA271216007256G	AAACN1797L
27AAACN2642L1ZE	AA271216007418C	AAACN2642L

Click here to view the status report

No Records Found.